



# OKLAHOMA FOOTBALL

7 NATIONAL CHAMPIONSHIPS ♦ 31 BOWL CHAMPIONSHIPS ♦ 50 CONFERENCE CHAMPIONSHIPS ♦ 42 10-WIN SEASONS ♦ 7 HEISMAN TROPHY WINNERS  
167 FIRST-TEAM ALL-AMERICANS ♦ 513 FIRST-TEAM ALL-CONFERENCE HONOREES ♦ 92 NATIONAL AWARD WINNERS ♦ 30 COLLEGE FOOTBALL HALL OF FAMERS

| 2024 SCHEDULE (ALL TIMES CENTRAL) |                           |          |
|-----------------------------------|---------------------------|----------|
| Aug. 30                           | Temple (ESPN)             | W, 51-3  |
| Sept. 7                           | Houston (SECN)            | W, 16-12 |
| Sept. 14                          | Tulane (ESPN)             | W, 34-19 |
| Sept. 21                          | 6/7 Tennessee* (ABC)      | L, 15-25 |
| Sept. 28                          | at Auburn* (ABC)          | W, 27-21 |
| Oct. 12                           | vs. 1/1 Texas*^ (ABC)     | L, 3-34  |
| Oct. 19                           | South Carolina* (SECN)    | L, 9-35  |
| Oct. 26                           | at 18/18 Ole Miss* (ESPN) | L, 14-26 |
| Nov. 2                            | Maine (SECN+/ESPN+)       | W, 59-14 |
| Nov. 9                            | at RV/22 Missouri* (SECN) | L, 23-30 |
| Nov. 23                           | 7/7 Alabama* (ABC)        | W, 24-3  |
| Nov. 30                           | at LSU* (ESPN)            | 6 p.m.   |

\* SEC game  
^ AT&T Red River Rivalry (Dallas, Texas)

| ON THE AIR                  |                |
|-----------------------------|----------------|
| <b>TV: ESPN</b>             |                |
| Play-by-Play:               | Tom Hart       |
| Analyst:                    | Jordan Rodgers |
| Field Reporter:             | Cole Cubelic   |
| <b>NATIONAL RADIO: ESPN</b> |                |
| Play-by-Play:               | Mike Couzens   |
| Analyst:                    | Craig Haubert  |
| Field Reporter:             | Mike Peasley   |

| OU RADIO: SOONER SPORTS NETWORK  |              |
|----------------------------------|--------------|
| Flagship KRXX 107.7 FM           |              |
| Free Online: The Varsity Network |              |
| Sirius/XM 119 or 191             |              |
| Play-by-Play:                    | Toby Rowland |
| Analyst:                         | Teddy Lehman |
| Field Reporter:                  | Chris Plank  |
| Field Analyst:                   | Gabe Ikard   |


| OU SPANISH RADIO                                 |                 |
|--|-----------------|
| Éxitos 96.5 FM (OKC); 101.5 FM El Patrón (Tulsa) |                 |
| Free Online: The Varsity Network                 |                 |
| Play-by-Play:                                    | Enrique Vasquez |
| Analyst:   | Luis Rendón     |

| SERIES HISTORY  |  |
|-----------------|--|
| Overall:        | LSU leads 2-1  |
| In Baton Rouge: | First meeting  |
| Last Meeting:   | LSU won 63-28 (12/28/19 in Atlanta; CFP Semifinal at Peach Bowl) |

| OKLAHOMA (6-5, 2-5)  | GAME 12 | LSU (7-4, 4-3)   |
|--|---------|--|
|  <p><b>SOONERS</b><br/>Head Coach: Brent Venables<br/>Record at OU: 22-15 (3rd Year)<br/>Career Record: Same<br/>Last: Won 24-3 vs. No. 7 Alabama</p> |         |  <p><b>TIGERS</b><br/>Head Coach: Brian Kelly<br/>Record at LSU: 27-11 (3rd Year)<br/>Career Record: 311-108 (35th Year)<br/>Last: Won 24-17 vs. Vanderbilt</p> |
| Saturday, Nov. 30, 2024 ■ 6 p.m. CT ■ Baton Rouge, La. ■ Tiger Stadium (102,321) ■ ESPN  |         |  |

**OPENING KICK**

- ▶ Oklahoma (6-5, 2-5 SEC) wraps up its 2024 regular season when it takes on LSU (7-4, 4-3) on Saturday at 6 p.m. CT at Tiger Stadium in Baton Rouge, La. The game will be televised by ESPN with **Tom Hart**, **Jordan Rodgers** and **Cole Cubelic** announcing.
- ▶ Saturday's contest will mark the first between Oklahoma and LSU in the regular season. The previous three meetings were in bowl games.
- ▶ Oklahoma has won 17 of its last 21 regular season finales. Thirteen of those 21 games were on the road, with OU posting a 10-3 record.
- ▶ An Oklahoma victory over LSU would clinch the Sooners' 25th winning season in the last 26 years. OU's only non-winning season since 1999 came in 2022 (6-7). Boise State is the only program with winning seasons every year from 1999-2024.
- ▶ OU is the only program nationally that has played seven games against teams ranked in this week's AP Top 25. The Sooners' FBS opponents this season own a combined 72-38 record.
- ▶ Since the end of World War II (1946 season to present), OU leads all programs with 706 wins while LSU ranks 11th with 596.
- ▶ The 2024 season marks the 130th in OU football history. The Sooners lead the nation with their 50 all-time conference championships, 27 11-plus-win seasons (tied), 33 AP top-five finishes and five No. 1 overall NFL Draft picks (tied). They rank second with their seven Heisman Trophy winners (tied), third with seven AP national championships, their 101 weeks as the AP's No. 1 team and 431 total weeks in the AP Top 5, and fourth with their 57 bowl appearances, 31 bowl wins (tied) and 417 NFL Draft picks.



Butkus Award finalist **Danny Stutsman**, who ranks ninth in OU history with 367 career tackles, will play his final regular season game as a Sooner on Saturday. He has logged at least 100 tackles each of the last three seasons.

**KEY STORYLINES**

- ▶ Oklahoma and LSU rank fifth and 13th, respectively, in all-time winning percentage. Oklahoma owns a 950-346-53 (.724) all-time record while LSU is 850-438-47 (.654). The Sooners have played 1,349 games and the Tigers have played 1,335.
- ▶ Oklahoma head coach **Brent Venables** has faced LSU three times, all as a defensive coordinator in bowl games, and is 1-2 in those meetings. As co-defensive coordinator and linebackers coach in the 2003 season,

| NUMBERS TO NOTE  |   |  |
|--|---|--|
| <b>2</b>   | <b>23</b>   | <b>311.3</b>   |
| Redshirt sophomore linebacker <b>Kip Lewis'</b> interception return for a TD Saturday vs. Alabama was his second of the year. He is one of just three OU linebackers to record two pick-sixes in a season. | Oklahoma ranks <b>23rd</b> nationally in scoring defense (20.2 ppg) despite playing five teams in the top 17 in scoring offense (Tulane 4th, Ole Miss 9th, Tennessee 12th, Texas 15th, Alabama 17th). | Through 11 contests, Oklahoma is allowing just <b>311.3</b> yards per game. The last time the Sooners held opponents to a lower figure over an entire season was 2009 (272.6 ypg). |



**OU ATHLETICS COMMUNICATIONS FOOTBALL CONTACTS**



**MIKE HOUCK**  
Associate AD/Communications  
Office: (405) 325-8227  
Cell: (405) 249-5892  
Email: mhouck@ou.edu



**ERIC HOLLIER**  
Director  
Office: (405) 325-6449  
Cell: (405) 570-9228  
Email: ehollier@ou.edu



**PATRICK DUNN**  
Associate Director  
Cell: (405) 388-1353  
Email: patrickjdunn@ou.edu

**HEAD COACH BRENT VENABLES**

Alma Mater: Kansas State, 1992  
Career Record: 22-15 (.595)  
Record at OU: Same  
Regular Season Conference Record: 12-13 (.480)

**ASSISTANT COACHES**

Zac Alley (Co-Defensive Coordinator/LB)  
Todd Bates (Assoc. HC/Co-Def. Coord./Run Def./DT)  
Bill Bedenbaugh (OL)  
Miguel Chavis (DE)  
Joe Jon Finley (Co-Off. Coordinator/TE)  
Brandon Hall (S)  
Kevin Johns (Co-Offensive Coordinator/QB)  
Emmett Jones (Pass. Game Coord./WR)  
DeMarco Murray (RB)  
Jay Valai (Co-Def. Coord./Pass Defense/CB/NB)

**PROGRAM HISTORY**

First Year: 1895 (this is 130th season)  
All-Time Record: 950-346-53 (.724)  
All-Time Conf. Record: 533-171-22 (.749)  
All-Time SEC Record: 2-5 (.285)  
All-Time Bowl Record: 31-25-1 (.553)  
National Championships (AP): 7  
Years: 1950, '55, '56, '74, '75, '85, 2000  
Conference Championships: 50  
Big 12 Championships: 14  
2000, '02, '04, '06-08, '10, '12, '15-20  
Undefeated Seasons: 14  
11-Plus-Win Seasons: 27 (T-most in nation)

**STADIUM/FIELD INFORMATION**

Name: Gaylord Family – Oklahoma Memorial Stadium  
Capacity: 80,126  
Surface: Natural Grass  
Stadium First Year: 1925  
Record at Stadium: 423-88-15 (.818)  
Field Name: Owen Field  
Field First Year: 1923  
Record at Field: 426-92-16 (.813)

**UNIVERSITY INFORMATION**

Location: Norman, Okla.  
Founded: 1890  
Enrollment: 34,523  
Colors: Crimson and Cream  
President: Joseph Harroz Jr.  
Athletics Director: Joe Castiglione

Venables' Sooners lost 21-14 in the Sugar Bowl, which served as the BCS National Championship. In his first year as Clemson's defensive coordinator in 2012, his squad posted a 25-24 win in the Peach Bowl in Atlanta. And in the 2020 CFP National Championship (2019 season), LSU won 42-25 in New Orleans.

► After averaging just 112.1 rushing yards per game over the season's first seven contests, the Sooners are averaging 226.8 rushing yards over the last four outings. That includes a 257-yard performance (5.1 yards per carry) against No. 7 Alabama on Saturday — the most rushing yards allowed by the Crimson Tide in 26 games. Similarly, opponents registered 38 sacks in the first eight games (average of 4.8). Since surrendering 18 combined sacks against South Carolina and Ole Miss (school-record nine each), OU has given up just four sacks over the last three games (1.3 average).

► Since being reinserted into the lineup early in the contest against South Carolina five games ago, sophomore quarterback **Jackson Arnold** has completed 79 of 123 passes (64%) for 773 yards and five touchdowns with no interceptions, and has rushed for 231 yards.

► True freshman running back **Xavier Robinson** didn't play until the sixth game of the season and has only played in five contests, but has emerged as one of OU's top offensive weapons the last three outings. The 6-0, 226-pounder got his first six career carries against Maine on Nov. 2 and ran for 29 yards and a touchdown, and caught a pass for 41 yards. At Missouri the next game he ran nine times for 56 yards (eight carries came in the fourth quarter of a tight contest). And against Alabama on Saturday, Robinson carried 18 times for 107 yards and two TDs (all career highs), and caught a career-high four passes for 20 yards. He is averaging 5.9 yards per carry on the year, a team high among players with at least 30 rushes.

► Senior **Danny Stutsman**, who ranks fourth in the SEC with his 100 tackles and 9.1 tackles per game, has 367 career stops to rank ninth in Oklahoma history (eighth among linebackers). He needs 13 to tie linebacker **Tyrell Peters** (1993-96) for the No. 8 spot. Stutsman's 35.5 career tackles for loss rank him seventh among OU inside linebackers (needs 0.5 to move into the top five and 1.5 to move into the top four).

► Oklahoma ranks sixth nationally by permitting just 2.9 yards per rush on the season. The Sooners have been even more stout over the last five games, allowing only 2.6 yards per carry. Four of those five opponents are ranked in this week's AP poll. Ole Miss' long run vs. OU was nine yards, Missouri's was 10 yards and Alabama's was 11. LSU ranks 107th nationally by rushing for 117.5 yards per game and 88th by averaging 4.1 yards per carry.

► In the Sooners' six wins this season they have outscored opponents 77-9 off turnovers. In their five losses they have been outscored 58-7 off turnovers. LSU has been outscored 38-31 off turnovers this season.

► Since the start of the 2023 campaign, OU is 13-0 when it wins the turnover battle (5-0 this year) and 2-7 when it loses it (0-5 this year). LSU has committed 14 turnovers this season and is -2 in turnover margin. It is 4-0 when it wins the turnover battle and 1-3 when it loses it.

► LSU has won 16 of its last 17 night games at Tiger Stadium, and since the start of the 2000 season is 111-16 (.874) in home night contests (18-4 since the start of the 2020 season). LSU is 14-1 in home night games under head coach **Brian Kelly**, with the only defeat coming Nov. 9 against Alabama, 42-13.

► OU has featured a different starting offensive line in eight of its 11 games this season, and 11 Sooners have started at least one contest. **Febechi Nwaiwu** (right guard) has started all 11 games. Other starters have been **Jacob Sexton** (four starts at left tackle and four at left guard), **Michael Tarquin** (three games at left tackle and four at right tackle), **Heath Ozaeta** (six games at left guard), **Troy Everett** (started the last five games at center), **Logan Howland** (five games at left tackle), **Branson Hickman** (four games at center), **Jake Taylor** (four games at right tackle), **Spencer Brown** (three games at right tackle), **Joshua Bates** (two games at center) and **Geirean Hatchett** (one game at left guard; out for the year). OU's starters the last three games have been Howland at left tackle, Ozaeta at left guard, Everett at center, Nwaiwu at right guard and Brown at right tackle.

**RECAPPING THE WIN OVER ALABAMA**

► After falling behind 3-0 late in the first quarter, Oklahoma scored 24 unanswered points to down No. 7/7/7 Alabama on Saturday on the Sooners' senior night. It was OU's first home game against an AP top-10 opponent since beating No. 8 TCU 38-20 in 2017. It was also its first home win over a top-10 team when unranked since 1990.

► The Sooners' defensive performance was one for the history books. OU became the first program to hold Alabama without a touchdown since 2011 and the first to limit the Crimson Tide to three or fewer points since 2004. UA's 234 offensive yards were its fewest since 2014.

► Oklahoma led 10-3 at halftime and turned interceptions on Alabama's first two possessions of the third quarter into touchdowns to account for the game's final points. True freshman cornerback **Eli Bowen** registered his first career pick that OU converted into a 1-yard **Xavier Robinson** TD rush for a 17-3 lead before redshirt sophomore linebacker **Kip Lewis** returned an interception 49 yards for a TD and a 24-3 advantage just eight plays later.

► Alabama's five second-half possessions resulted in three interceptions, a punt and a turnover on downs.

► Oklahoma's run-game performance was its best against an FBS opponent this season, rolling up 257 yards on 50 carries for a 5.1-yard average. It was the most rushing yards allowed by Alabama in 26 games and just the ninth performance of 250-plus yards against the Crimson Tide in the last 20 seasons. Redshirt junior

**THE OU-LSU SERIES**

Oklahoma is 1-2 all-time against LSU, with all three meetings occurring in bowl games.

| YEAR  | SITE | OU/LSU RANK | OU RESULT |
|-------|------|-------------|-----------|
| 2019* | N    | 4/1         | L, 63-28  |
| 2003^ | N    | 3/2         | L, 21-14  |
| 1949^ | A    | 2/9         | W, 35-0   |

\* CFP Semifinal; Peach Bowl (Atlanta)  
^ Sugar Bowl (New Orleans)

2024 TEAM STATS COMPARISON

|                          | OU        | LSU       |
|--------------------------|-----------|-----------|
| Points/Game              | 25.0      | 28.6      |
| Points Allowed/Game      | 20.2      | 24.4      |
| 1st Downs/Game           | 18.5      | 24.4      |
| 1st Downs Allowed/Game   | 16.5      | 17.6      |
| Rush Yards/Game          | 153.8     | 117.5     |
| Rush Yards Allowed/Game  | 105.5     | 144.7     |
| Pass Yards/Game          | 172.8     | 317.7     |
| Pass Yards Allowed/Game  | 205.8     | 214.6     |
| Total Offense/Game       | 326.6     | 435.3     |
| Total Defense/Game       | 311.3     | 359.4     |
| INT Thrown/INT Made      | 5/9       | 11/4      |
| Turnover Margin          | +1        | -2        |
| Sacks By/Allowed/Game    | 3.0/3.8   | 2.6/1.2   |
| 3rd Down Off./Def.       | 35.6/36.3 | 50.3/41.6 |
| Red Zone Off./Def.       | 85.4/77.4 | 82.2/81.3 |
| Kickoff Return Average   | 17.7      | 22.4      |
| Punt Return Average      | 7.8       | 4.0       |
| Penalties/Yards Per Game | 5.5/49.2  | 6.4/50.2  |
| Field Goals              | 15-18     | 19-24     |

2024 NCAA RANKINGS COMPARISON

|                          | OU    | LSU   |
|--------------------------|-------|-------|
| Points/Game              | 92nd  | 8th   |
| Points Allowed/Game      | 23rd  | 66th  |
| First Downs/Game         | 101st | 9th   |
| First Downs Allowed/Game | 13th  | 28th  |
| Rush Yards/Game          | 76th  | 107th |
| Rush Yards Allowed/Game  | 15th  | 64th  |
| Pass Yards/Game          | 121st | 7th   |
| Pass Yards Allowed/Game  | 48th  | 60th  |
| Total Offense/Game       | 118th | 29th  |
| Total Defense/Game       | 16th  | 59th  |
| Turnover Margin          | 57th  | 81st  |
| Sacks/Game               | 11th  | 30th  |
| Sacks Allowed/Game       | 130th | 21st  |
| 3rd Down Offense         | 105th | 5th   |
| 3rd Down Defense         | 49th  | 89th  |
| Red Zone Offense         | 65th  | 89th  |
| Red Zone Defense         | 27th  | 54th  |
| Kickoff Return Average   | 106th | 33rd  |
| Punt Return Average      | 70th  | 120th |

2024 SEC STANDINGS

|                   | SEC | OVERALL |
|-------------------|-----|---------|
| Texas             | 6-1 | 10-1    |
| Georgia           | 6-2 | 9-2     |
| Tennessee         | 5-2 | 9-2     |
| Texas A&M         | 5-2 | 8-3     |
| South Carolina    | 5-3 | 8-3     |
| Alabama           | 4-3 | 8-3     |
| LSU               | 4-3 | 7-4     |
| Ole Miss          | 4-3 | 8-3     |
| Missouri          | 4-3 | 8-3     |
| Florida           | 4-4 | 6-5     |
| Arkansas          | 3-4 | 6-5     |
| Vanderbilt        | 3-4 | 6-5     |
| Auburn            | 2-5 | 5-6     |
| Oklahoma          | 2-5 | 6-5     |
| Kentucky          | 1-7 | 4-7     |
| Mississippi State | 0-7 | 2-9     |

THIS WEEK'S SEC SCHEDULE

(All times Central)

|   |
|---|
| Miss. State at Ole Miss, 2:30 p.m. (Friday) (ABC) |
| Georgia Tech at Georgia, 6:30 p.m. (Friday) (ABC) |
| South Carolina at Clemson, 11 a.m. (ESPN)         |
| Tennessee at Vanderbilt, 11 a.m. (ABC)            |
| Louisville at Kentucky, 11 a.m. (SECN)            |
| Arkansas at Missouri, 2:30 p.m. (SECN)            |
| Auburn at Alabama, 2:30 p.m. (ABC)                |
| Florida at Florida State, 6 p.m. (ESPN2)          |
| Oklahoma at LSU, 6 p.m. (ESPN)                    |
| Texas at Texas A&M, 6:30 p.m. (ABC)               |

**Febechi Nwaiwu** (right guard) was named SEC Offensive Lineman of the Week.

► The Sooners became just the fifth team going back to at least 1996 to have two players each rush for at least 100 yards against Alabama. Sophomore quarterback **Jackson Arnold** rushed 25 times for a career-high 131 yards (5.2 average) and Robinson rushed 18 times for a career-high 107 yards (5.9 average) and two TDs.

► Arnold only attempted 11 passes but completed nine of them (82%) for 68 yards (no TDs or interceptions).

► Robinson, who was named SEC Freshman of the Week on Monday, rushed for 40 yards on his first carry of the game, his longest career run and the second longest by an OU running back this year. His first touchdown came from 18 yards and gave OU a 10-3 lead in the second quarter.

► The Sooners registered nine tackles for loss while giving up just four (Alabama's first didn't happen until the 3:56 mark of the third quarter). OU also allowed just one sack.

► Junior defensive end **R Mason Thomas** logged three tackles, 1.5 tackles for loss, OU's lone sack and two QB hurries and was named SEC Defensive Lineman of the Week. His second hurry resulted in an interception by **Woodi Washington**, as Thomas hit quarterback **Jalen Milroe's** arm, forcing the ball high into the air. Milroe entered the game averaging 60.8 rushing yards per contest and 5.1 yards per tote, but the Sooners held him to seven rushing yards on 15 carries (0.5 average). He also averaged 223.2 passing yards per game before Saturday but was held to 164 on 11-of-26 throwing (42.3%).

► Playing in their last career home games, senior defensive linemen **Ethan Downs** and **Da'Jon Terry** each recorded two tackles for loss.

OU-LSU SERIES HISTORY

► Oklahoma trails the head-to-head series with LSU 2-1, with all three contests coming in bowl games. The first matchup came in front of 82,000 fans at the Sugar Bowl on Jan. 2, 1950, at Tulane Stadium in New Orleans. In a contest that featured only 18 combined first downs (10 by OU), **Bud Wilkinson's** No. 2 Sooners outgained the ninth-ranked Tigers 360-159 in total yardage in a 35-0 win to finish with an 11-0 record and register its fifth shutout of the season. It still stands as the largest margin of victory in a bowl game in school history. Fullback **Leon "Mule Train" Heath** rushed 15 times for 170 yards, including a bowl-program-record 86-yard touchdown. Heath also scored on a 34-yard run. Running back **George Thomas** scored OU's first two touchdowns, catching a 34-yard pass from halfback **Lindell Pearson** and rushing for a 5-yard score, both in the second quarter. The game was marred by an early week incident in which a former LSU player was caught spying on OU practice. It was the only time in Wilkinson's OU career he publicly blasted an opponent. The outcome marked the Sooners' 21st straight victory. They won their first national title the following season.

► The programs' second meeting again came in the Sugar Bowl, this time at the Louisiana Superdome and serving as the BCS National Championship Game to cap the 2003 season. **Bob Stoops'** Oklahoma squad, which was No. 1 in the BCS rankings, entered the game as the nation's top-scoring offense. It managed just two touchdowns, though, in a 21-14 loss to **Nick Saban's** No. 2 Tigers. OU's defense was also strong, surrendering just 312 yards on the night (64 came on a non-scoring play on LSU's first snap). Tiger defensive end **Marcus Spears** returned an interception 20 yards for a TD on the first series of the second half for a 21-7 lead before the Sooners made a charge. **Kejuan Jones** scored on his second 1-yard rush of the night to make it 21-14, and OU later drove to the LSU 12 before missing on four straight pass attempts, the last one with 2:46 left. The crowd was the largest in Superdome history at the time.

► No. 1 LSU controlled the 2019 College Football Playoff Semifinal matchup at the Peach Bowl in Atlanta, downing fourth-ranked OU 63-28. Behind Heisman Trophy-winning quarterback **Joe Burrows**, the Tigers jumped out to 35-7 lead and outgained the Sooners 692 yards to 322. Burrows completed 29 of 39 passes for 493 yards and seven touchdowns. OU QB **Jalen Hurts** passed for 217 yards and rushed for 43, including two TDs. LSU went on to win the national title by beating second-ranked Clemson in the title game, 42-25. Current OU head coach **Brent Venables** was Clemson's defensive coordinator.

OU ROAD SHOW

► Oklahoma has won 34 of its last 45 true road games (.756) going back to 2014, with eight of the 11 losses one-score outcomes.

► OU's 2019 defeat at Kansas State snapped the Sooners' 22-game true road winning streak (it hadn't lost since Oct. 4, 2014, at TCU), which was the second longest such streak nationally since at least the end of World War II. During the 22-game streak, OU outscored foes 1,076-626 (49-28 average) and outgained them by 3,621 yards (583-419 average).

► The Sooners have outgained their opponent in 32 of their last 45 true road games.

► OU has scored at least 30 points in 41 of its last 50 true road games (school-record 35-game streak was stopped in 2021 at Baylor). The next highest team total over its last 50 true road contests is 35 (Ohio State).

OU/LSU HISTORICAL COMPARISON

|                                 | OU   | LSU  |
|---------------------------------|------|------|
| First Year of Football          | 1895 | 1902 |
| All-Time AP Poll Points Ranking | 2    | 14   |
| AP National Titles              | 7    | 3    |
| Conference Titles               | 50   | 16   |
| Total Wins                      | 950  | 850  |
| All-Time Winning Pct.           | .724 | .654 |
| Heisman Trophies                | 7    | 3    |
| Bowl Wins                       | 31   | 30   |
| Consensus All-Americans         | 82   | 41   |
| CFB Hall of Fame Inductees      | 30   | 16   |
| Weeks Ranked AP No. 1           | 101  | 38   |
| Weeks Ranked AP Top 10          | 630  | 329  |
| Weeks Ranked AP Top 25          | 905  | 677  |

OU'S RECORD VS. THE SEC

|                       |                   |
|-----------------------|-------------------|
| vs. Alabama           | 4-2-1             |
| vs. Arkansas          | 10-4-1            |
| vs. Auburn            | 3-0               |
| vs. Florida           | 1-1               |
| vs. Georgia           | 0-1               |
| vs. Kentucky          | 2-1               |
| vs. LSU               | 1-2               |
| vs. Ole Miss          | 0-2               |
| vs. Mississippi State | 0-0               |
| vs. Missouri          | 67-25-5           |
| vs. South Carolina    | 0-1               |
| vs. Tennessee         | 3-2               |
| vs. Texas             | 51-64-5           |
| vs. Texas A&M         | 19-12             |
| vs. Vanderbilt        | 2-0-1             |
| <b>Total</b>          | <b>163-117-13</b> |

**2024 HONORS**

**BEN ANDERSON (R-SO., LS)**

Patrick Mannelly Award Semifinalist

**NIC ANDERSON (R-SO., WR)**

Biletnikoff Award Watch List

**JACKSON ARNOLD (SO., QB)**

Davey O'Brien Award's Weekly Great 8 (11/25)

Maxwell Award Watch List

**BILLY BOWMAN JR. (SR., DB)**

AP Preseason All-America Second Team

Preseason All-SEC First Team (Coaches & Media)

Bronko Nagurski Award Watch List

Chuck Bednarik Award Watch List

Jim Thorpe Award Preseason Watch List

**DEION BURKS (R-JR., WR)**

Preseason All-SEC Third Team (Media)

**LUKE ELZINGA (R-SR., P)**

Ray Guy Award — Ray's 8 of the Week

(9/9, 9/23, 10/1)

Ray Guy Award Preseason Watch List

**GRACEN HALTON (JR., DL)**

SEC Defensive Lineman of the Week (9/9)

**BRANSON HICKMAN (R-SR., OL)**

Outland Trophy Watch List

Rimington Trophy Watch List

**JAYDEN JACKSON (FR., DL)**

Shaun Alexander Award Watch List

Midseason True Freshman All-American (On3, 247)

**TYLER KELTNER (R-SR., K)**

SEC Special Teams Player of the Week (9/2)

**KIP LEWIS (R-SO., LB)**

SEC Defensive Player of the Week (9/30)

**FEBECHI NWAIWU (R-JR., OL)**

SEC Offensive Lineman of the Week (11/25)

**XAVIER ROBINSON (FR., RB)**

SEC Freshman of the Week (11/25)

**GAVIN SAWCHUK (R-SO., RB)**

Allstate AFCA Good Works Team Member

Wuerffel Trophy Watch List

Doak Walker Award Watch List

**ZACH SCHMIT (R-SR., K)**

William V. Campbell Trophy Semifinalist

**DANNY STUTSMAN (SR., LB)**

Butkus Award Finalist

Midseason All-America First Team (AP, CBS Sports, Senior Bowl)

Midseason All-America Second Team (Athlon, The Athletic)

ESPN Preseason All-America Team

Walter Camp Preseason All-America First Team

The Athletic Preseason All-America First Team

AP Preseason All-America Second Team

Sporting News Preseason All-America Second Team

Preseason All-SEC First Team (Coaches & Media)

Walter Camp Player of the Year Watch List

Bronko Nagurski Watch List

Chuck Bednarik Award Watch List

Lombardi Award Preseason Watch List

**R MASON THOMAS (JR., DL)**

SEC Defensive Lineman of the Week (11/25)

Bronko Nagurski National Defensive Player of the Week (9/9)

**OFFENSIVE COORDINATOR CHANGE**

► Oklahoma head coach **Brent Venables** announced an offensive coaching change on Sunday, Oct. 20, relieving **Seth Littrell** of his offensive coordinator and quarterbacks coach duties. Venables said that, on an interim basis, **Joe Jon Finley** will continue his role as co-offensive coordinator and take on primary play-calling responsibilities, with senior offensive analyst **Kevin Johns** being elevated to co-offensive coordinator and quarterbacks coach.

► Finley, a former OU player and graduate assistant, returned to the Sooners in 2021 as assistant head coach for offense and tight ends and H-backs coach. After serving as tight ends coach the last two seasons, he was promoted to co-offensive coordinator last November.

► With Finley on staff, the Sooners led the Big 12 Conference in total offense each of the last three seasons (450.1 ypg in 2021, 474.0 in 2022 and 507.0 in 2023).

► A 1998 Dayton graduate who was a quarterback for the Flyers from 1994-97, Johns came to OU from Duke where he was offensive coordinator and quarterbacks coach the last two seasons. Before that, he served in the same capacity at Memphis from 2019-21, was offensive coordinator and inside receivers and tight ends coach at Texas Tech in 2018, offensive coordinator and quarterbacks coach at Western Michigan in 2017 and offensive coordinator and quarterbacks and wide receivers coach at Indiana from 2014-16 (was also co-offensive coordinator and QB/WR coach for the Hoosiers from 2011-13).

► Prior to Indiana, Johns spent seven seasons at Northwestern. He was running backs coach from 2004-05, wide receivers coach and recruiting coordinator from 2006-07 and passing game coordinator and wide receivers coach from 2008-10. His first full-time stint was at Richmond, where he served as wide receivers coach in 2002 and defensive ends coach in 2003.

**SEC SOONERS**

► Oklahoma and Texas officially joined the Southeastern Conference on July 1 after 28 years in the Big 12 Conference. OU won half of the Big 12's football titles (14 of 28) since the league began in 1996 (six of the last nine) and posted a 187-61 (.754) record against conference competition (includes an 11-1 record in Big 12 Championship games).

► OU is no stranger to many of its new SEC brethren as Oklahoma has a 163-117-13 (.578) record against the league's current member schools, including fellow new entrant Texas. Not including the Longhorns, OU owns a 112-53-8 (.671) all-time record against current SEC programs.

► Entering this season, OU had never faced two SEC programs: South Carolina and Mississippi State. The Sooners hosted the Gamecocks three games ago but do not face the Bulldogs in 2024. Also entering this year, OU had never played a campus game against Auburn, Florida, Georgia, LSU, Ole Miss, Mississippi State or South Carolina.

► The SEC is the Sooners' seventh football conference. They were also a member of the Southwest Conference (two championships), Missouri Valley (one championship), Big Six (five championships), Big Seven (12 championships), Big Eight (16 championships) and Big 12 (14 championships).

► Oklahoma's 14 Big 12 titles were 10 more than the program with the next most (Texas won four). From 2010 through 2023, OU won eight Big 12 titles and was followed by Baylor (three), Kansas State (two) and Oklahoma State, TCU and Texas (one each).

**BOWMAN JR. IS OU'S DEFENSIVE SCORING SPECIALIST**

► Senior safety **Billy Bowman Jr.** has scored four defensive touchdowns since the start of the 2023 season, tied with Kansas cornerback Mello Dotson for the most nationally.

► Last season, Bowman Jr. led the country and a set school record with his three interceptions returned for a touchdown. His pick-sixes covered 44 yards vs. Iowa State, 100 yards at BYU and 45 yards vs. TCU.

► Bowman Jr.'s four defensive touchdowns have all covered at least 43 yards and have averaged 58.0 yards.

► Bowman Jr. is tied for seventh nationally among active players with his 11 career interceptions.

► Bowman Jr. leads OU with his four takeaways this season (team-high two interceptions and team-high-tying two fumble recoveries). He ranks fourth on the squad with 48 tackles (has 2.5 TFLs) and has recorded three pass breakups and a QB hurry.

**SACKMASTER THOMAS**

► Junior defensive lineman **R Mason Thomas** is tied for 20th nationally and ranks fifth in the SEC with his 8.0 sacks, and all of them have come in the last nine games (3.0 vs. Tulane, 0.5 vs. Tennessee, 2.0 at Auburn, 0.5 vs. South Carolina, 1.0 at Missouri and 1.0 vs. Alabama).

► Thomas has racked up 6.0 of his 8.0 sacks in the fourth quarter and with OU protecting leads. Against Tulane, his 3.0 sacks came in the span of two drives. In one series, Thomas recorded a sack on first down, a pass breakup on third down and another sack on fourth down. On one of his sacks he was credited with a forced fumble and recovery, and added a pass breakup and a quarterback hurry on the day. He was named the Bronko Nagurski National Defensive Player of the Week.

**OU'S NATIONAL DEFENSIVE RANKINGS**

| CATEGORY                  | STAT  | RANK  |
|---------------------------|-------|-------|
| Fumble Recoveries         | 11    | T3rd  |
| Tackles For Loss Per Game | 8.1   | 5th   |
| Rushing TDs Allowed       | 8     | T5th  |
| Yards Allowed Per Rush    | 2.9   | 6th   |
| Interception TDs          | 2     | T10th |
| Sacks Per Game            | 3.0   | T11th |
| First Downs Allowed       | 183   | 14th  |
| Turnovers Gained          | 20    | T14th |
| Rushing Defense           | 105.5 | 15th  |
| Total Defense             | 311.3 | 16th  |
| Scoring Defense           | 20.2  | T23rd |
| Red Zone Defense Pct.     | .774  | T27th |

### 2024 WEEKLY TEAM CAPTAINS

OU's six captains for the LSU game are:

| No. | Name             | Class | Pos. |
|-----|------------------|-------|------|
| 11  | Jackson Arnold   | So.   | QB   |
| 40  | Ethan Downs      | Sr.   | DL   |
| 48  | Luke Elzinga     | R-Sr. | P    |
| 52  | Troy Everett     | R-Jr. | OL   |
| 28  | Danny Stutsman   | Sr.   | LB   |
| 52  | Damonic Williams | Jr.   | DL   |

**TEMPLE:** Arnold, Bowman Jr., Sharp, Stutsman

**HOUSTON:** Barnes, Dolby, Downs, Roberts, Schmit

**TULANE:** McKinzie, Sawchuk, Sexton, Spears-Jennings, Thomas

**TENNESSEE:** Halton, Nwaiwu, Tarquin, Terry, Washington, D. Williams

**AUBURN:** Bowen, Elzinga, Lewis, Thompson, Walker

**TEXAS:** Bowman Jr., Downs, Nwaiwu, Sharp, Stutsman, D. Williams

**SOUTH CAROLINA:** Elzinga, Everett, Halton, Jackson, Stutsman

**OLE MISS:** Barnes, Everett, Heinecke, Kanak, McKinzie, Schmit

**MAINE:** Lewis, McCullough, Roberts, Tarquin, Terry, B. Thompson

**MISSOURI:** Arnold, Bowman Jr., Halton, Sharp, Stutsman, D. Williams

**ALABAMA:** Arnold, Bowman Jr., Downs, Everett, Stutsman, Washington

### SOONERS IN THE NFL

Forty-seven former Sooners are on NFL rosters this week (33 active, four injured reserve, 10 practice squad). All but practice squad players are listed below.

| Name                  | Team       | Pos. |
|-----------------------|------------|------|
| Mark Andrews          | Ravens     | TE   |
| Brian Asamoah II      | Vikings    | LB   |
| Nik Bonitto           | Broncos    | LB   |
| Marquise Brown^       | Chiefs     | WR   |
| Tre Brown             | Seahawks   | CB   |
| Orlando Brown Jr.     | Bengals    | OL   |
| Cody Ford             | Bengals    | OL   |
| Neville Gallimore     | Rams       | DT   |
| Eric Gray             | Giants     | RB   |
| Tyler Guyton          | Cowboys    | OT   |
| Anton Harrison        | Jaguars    | OT   |
| Creed Humphrey        | Chiefs     | C    |
| Jalen Hurts           | Eagles     | QB   |
| Lane Johnson          | Eagles     | OT   |
| CeeDee Lamb           | Cowboys    | WR   |
| Jonah Lualu           | Raiders    | DT   |
| Baker Mayfield        | Buccaneers | QB   |
| McKade Mettauer^      | Chiefs     | G    |
| Marvin Mims Jr.       | Broncos    | WR   |
| Joe Mixon             | Texans     | RB   |
| Wanya Morris          | Chiefs     | OT   |
| Kyler Murray          | Cardinals  | QB   |
| Kenneth Murray Jr.    | Titans     | LB   |
| Ogbo Okoronkwo        | Browns     | DE   |
| Samaje Perine         | Chiefs     | RB   |
| Jordan Phillips^      | Cowboys    | DT   |
| Ben Powers            | Broncos    | G    |
| Walter Rouse          | Vikings    | OT   |
| Austin Seibert        | Commanders | K    |
| Sterling Shepard      | Buccaneers | WR   |
| Rhamondre Stevenson   | Patriots   | RB   |
| Isaiah Thomas         | Bengals    | DE   |
| Delarrin Turner-Yell^ | Broncos    | S    |
| Tress Way             | Commanders | P    |
| Brayden Willis        | 49ers      | TE   |
| Trent Williams        | 49ers      | OT   |
| James Winchester      | Chiefs     | LS   |

^ Injured reserve

▶ With OU leading 24-21 at Auburn and under four minutes to go, Thomas recorded a 6-yard sack on third down and a 13-yard sack the next play to give the ball to the Sooners on the Tigers' 25-yard line.

▶ Thomas became the first Sooner since defensive end **Charles Tapper** in 2015 to register at least 5.5 sacks over a three-game span (Tapper had 6.0).

▶ Thomas' lone nine career starts have come this season (he did not start against Tennessee or Texas because of opponent offensive personnel; OU started five DBs in both). In his 19 games over the 2022 and '23 campaigns, he logged 3.5 tackles for loss and 1.5 sacks.

### MORE ON THE DEFENSE

▶ Oklahoma's defense made big strides in year two under **Brent Venables** in 2023, and many analysts predicted the improvement to continue this season. That includes Phil Steele, who this summer ranked OU's linebacker and defensive back units each as second best nationally and No. 1 in the SEC.

▶ OU is allowing just 311.3 yards per game this year. The last time it held opponents to fewer yards per contest over an entire season was 15 years ago (272.6 in 2009).

▶ The Sooners rank in the top 10 nationally in several defensive categories, including tackles for loss per game (fifth at 8.1), opponent rushing TDs (fifth at 8), yards allowed per rush (sixth at 2.9) and interceptions returned for a touchdown (10th at 2). They also rank 11th in sacks per game (3.0), 14th in first downs allowed (183), 15th in rushing defense (105.5 ypg), 16th in total defense (311.3 ypg), 23rd in scoring defense (20.2 ppg) and 27th in red zone defense percentage (.774).

▶ AP and CBS Sports midseason first-team All-America linebacker and Butkus Award semifinalist **Danny Stutsman** ranks fourth in the SEC with his 9.1 tackles per game and has 7.5 TFLs and three QB hurries. The senior has reached 100 tackles each of the last three seasons (125 in 2022, 104 in 2023 and 100 this year) and has 367 career stops.

▶ Junior defensive linemen **Gracen Halton** and **R Mason Thomas** entered the season with a combined 8.0 career tackles for loss and 1.5 sacks, but through 11 games this season have teamed for 15.5 TFLs and 12.0 sacks. Halton was named SEC Defensive Lineman of the Week after registering a career-high 2.0 TFLs (11-yard sack and a 5-yard safety) in a 16-12 win over Houston in week two. He has 5.0 TFLs, 4.0 sacks, a forced fumble, fumble recovery, a safety and three QB hurries. Thomas turned in a 3.0-sack effort vs. Tulane in which he also logged a forced fumble and recovery, a pass breakup and a QB hurry en route to being named Bronko Nagurski National Defensive Player of the Week. Thomas has team highs of 10.5 TFLs, 8.0 sacks and 10 QB hurries on the year. His 8.0 sacks are 3.5 more than any Sooner had last season.

▶ Junior safety **Robert Spears-Jennings** is tied for third nationally with four forced fumbles (one off the lead) and has a team-high-tying two recoveries. His four forces are tied for third most in OU single-season history.

▶ Oklahoma ranks sixth nationally by allowing just 30 rushes of 10 or more yards and is tied for eighth by allowing just six rushes of at least 20 yards (one by Auburn, three by Texas and one each by South Carolina and Maine).

▶ OU has allowed only 22 touchdowns on its opponents' 135 possessions (one every 6.1 possessions). The defense has forced 61 punts and has recorded 18 takeaways, a safety and eight turnovers on downs.

▶ During the **Brent Venables** era (since the start of the 2022 season), OU's defense ranks second in the nation with 46 interceptions (UNLV has 48).

### REVAMPED QB ROOM

▶ Oklahoma's quarterbacks room looks drastically different than it did last season, with only one returning QB on this year's roster. That player is sophomore **Jackson Arnold**, the 2022-23 Gatorade National Football Player of the Year, who took over for two-year starter and unanimous 2023 first-team All-Big 12 honoree Dillon Gabriel. A graduate transfer, Gabriel, who is now at Oregon, entered the year ranked fourth in FBS history in career TDs accounted for (152), seventh in career passing yards (14,865) and eighth in career passing TDs (125).

▶ Arnold played in seven games as a true freshman last season, completing 44 of 69 passes for 563 yards and four touchdowns, and rushing 31 times for 116 yards and a score. He started in the Alamo Bowl against No. 14 Arizona and threw for 361 yards and a pair of touchdowns. He also played the entire second half at BYU on Nov. 18, directing OU from a 17-17 halftime tie to a 31-24 win.

▶ Arnold, who started OU's first four games this season as well as the last four contests, has completed 140 of 225 pass attempts (62%) for 1,311 yards and 12 touchdowns versus three interceptions on the year. He has also rushed for 369 yards, is tied for second on the squad with three rushing TDs and has one receiving score.

▶ Freshman **Michael Hawkins Jr.** entered the Tennessee game late in the first half, finished that contest and

### OU'S CAREER TACKLE LEADERS

| PLAYER                   | POS       | YEARS          | TKL        |
|--------------------------|-----------|----------------|------------|
| 1. Daryl Hunt            | LB        | 1975-78        | 530        |
| 2. Jackie Shipp          | LB        | 1980-83        | 489        |
| 3. Travis Lewis          | LB        | 2008-11        | 446        |
| 4. George Cumby          | LB        | 1975-79        | 437        |
| 5. Rocky Calmus          | LB        | 1998-01        | 431        |
| 6. Rod Shoate            | LB        | 1972-74        | 426        |
| 7. Brian Bosworth        | LB        | 1984-86        | 413        |
| 8. Tyrell Peters         | LB        | 1993-96        | 380        |
| 9. <b>Danny Stutsman</b> | <b>LB</b> | <b>2021-24</b> | <b>367</b> |
| 10. Rick Bryan           | DL        | 1980-83        | 365        |
| 11. Kevin Murphy         | DE        | 1981-85        | 353        |
| 12. Kenneth Murray       | LB        | 2017-19        | 335        |
| Lee Roy Selmon           | DL        | 1972-75        | 335        |

### OU'S CAREER TFL LEADERS AMONG INSIDE LINEBACKERS

| PLAYER                   | YEARS          | TFL         |
|--------------------------|----------------|-------------|
| 1. Rocky Calmus          | 1998-01        | 59.0        |
| 2. Teddy Lehman          | 2000-03        | 48.5        |
| 3. Brian Bosworth        | 1984-86        | 39.0        |
| 4. Kenneth Murray        | 2017-19        | 37.0        |
| 5. Rufus Alexander       | 2003-06        | 36.0        |
| Torrance Marshall        | 1999-00        | 36.0        |
| 7. <b>Danny Stutsman</b> | <b>2021-24</b> | <b>35.5</b> |
| 8. Travis Lewis          | 2008-11        | 31.0        |
| Lance Mitchell           | 2002-04        | 31.0        |
| 10. Tyrell Peters        | 1993-96        | 29.0        |

## OU'S 2024 RECRUITING CLASS RANKED AS HIGH AS NO. 7

Head coach **Brent Venables** and his staff signed OU's third straight top-10 recruiting class in 2024. The class of 27 scholarship players all signed during the December early period. The class ranked No. 7 nationally by Rivals, No. 8 in the 247Sports composite and ESPN rankings and No. 9 by On3.

Of the 27 signees, one was rated as a consensus five-star prospect and eight were ranked as consensus four-star prospects on a five-star scale by 247Sports, ESPN, On3 and Rivals. Sixteen were rated a four-star prospect by at least two of the outlets, while 11 received three-star designation from at least three of those services (seven garnered at least one four-star nod).

Fourteen members of the signing class were designated as offensive players and 13 as defensive players, and all were high schoolers. A record 20 of the Sooners' 27 signees enrolled at OU for the spring semester and participated in team activities.

The Sooners signed three players who were rated as the top recruit in their state or country in Oklahoma defensive end Danny Okoye, Kansas defensive back Michael Boganowski and England offensive lineman Daniel Akinkunmi. Seven prospects were rated among the top 10 nationally at their respective position by at least one recruiting service. 13 signees were rated among the top 15 at their position and 18 were rated among the top 25 at their position.

The state of Texas produced the most OU signees with seven, while Oklahoma produced six and Ohio two. The Sooners signed one player each from Alabama, Arizona, England, Florida, Georgia, Indiana, Kansas, Louisiana, Minnesota, Mississippi, Nevada and North Carolina.

### 2024 OU RECRUITING CLASS

| No. | Name                     | Class | Pos. |
|-----|--------------------------|-------|------|
| 72  | Josh Aisosa              | Fr.   | OL   |
| 75  | Daniel Akinkunmi         | Fr.   | OL   |
| 73  | Isaiah Austry-Dent       | Fr.   | OL   |
| 25  | Michael Boganowski       | Fr.   | DB   |
| 23  | Eli Bowen                | Fr.   | DB   |
| 56  | Eugene Brooks            | Fr.   | OL   |
| 24  | Ivan Carreon             | Fr.   | WR   |
| 28  | KJ Daniels               | Fr.   | WR   |
| 42  | Wyatt Gilmore            | Fr.   | DL   |
| 14  | Jaydan Hardy             | Fr.   | DB   |
| 9   | Michael Hawkins Jr.      | Fr.   | QB   |
| 65  | Jayden Jackson           | Fr.   | DL   |
| 12  | Devon Jordan             | Fr.   | DB   |
| 7   | Zion Kearney             | Fr.   | WR   |
| 84  | Davon Mitchell           | Fr.   | TE   |
| 47  | James Nesta              | Fr.   | LB   |
| 21  | Jeremiah Newcombe        | Fr.   | DB   |
| 16  | Danny Okoye              | Fr.   | DL   |
| 45  | Mykel Patterson-McDonald | Fr.   | DB   |
| 55  | Eddy Pierre-Louis        | Fr.   | OL   |
| 13  | Reggie Powers III        | Fr.   | DB   |
| 81  | Zion Ragins              | Fr.   | WR   |
| 21  | Xavier Robinson          | Fr.   | RB   |
| 6   | Nigel Smith II           | Fr.   | DL   |
| 0   | David Stone              | Fr.   | DL   |
| 8   | Taylor Tatum             | Fr.   | RB   |
| 12  | Brendan Zurbrugg         | Fr.   | QB   |

then played the entire Auburn and Texas contests. In the victory at Auburn, he became just the seventh OU quarterback to start at least one game as a true freshman, and the first Sooner true freshman QB to win on the road in his first career start. In the next game, he became the first OU true freshman QB to start against Texas. Hawkins Jr. also started the South Carolina game before being replaced after the Sooners' third possession

► In his four SEC games, Hawkins Jr. is 43 for 68 through the air (63%) for 459 yards and a touchdown with two interceptions. He has also rushed 47 times for 103 yards and a TD. He was rated as a four-star prospect by ESPN, On3 and Rivals and as the No. 3 dual-threat QB recruit in the country by Rivals and No. 7 by ESPN. His father, Michael, played cornerback for Oklahoma under **Bob Stoops** in 2002 before spending multiple years in the NFL.

### MORE ON THE OFFENSE

► Despite missing the last two games due to injury, junior running back **Jovantae Barnes** leads the Sooners with his 577 rushing yards (averaging 4.7 yards per carry) and has a career-high-tying five rushing touchdowns. His last three games marked his three best performances of the year — a 70-yard rushing day vs. South Carolina, a 67-yard rushing afternoon at Ole Miss (also caught five passes for 57 yards, both career highs) and a career-high 203 rushing yards with a career-high three TDs vs. Maine.

► A pair of true freshman running backs have emerged this season. **Taylor Tatum**, the consensus No. 1 running back nationally in the 2024 class, is averaging 5.1 yards on his 53 rushes (272 yards) and has run for three TDs, caught one and thrown for another. **Xavier Robinson** has rushed 33 times for 192 yards (5.8 average) and three scores, all in the last three games (six rushes for 29 yards and a TD vs. Maine, nine for 56 yards at Missouri and 18 for 107 and two TDs in the win over No. 7 Alabama).

► Redshirt sophomore running back **Gavin Sawchuk** started each of the first three games but has been held to 50 yards on 22 carries on the year. Sawchuk, who returned to action vs. Alabama after missing four straight contests, ran for over 100 yards in each of the last five games in 2023.

► OU's tight ends combined for 20 catches for 252 yards and two touchdowns in 13 games last season. This year, tight ends **Bauer Sharp**, **Jake Roberts** and **Kaden Helms** have already totaled 52 catches for 424 yards and four TDs. Sharp leads the squad with 41 catches and 320 receiving yards and has two scores. He caught a 43-yarder two games ago at Missouri from punter **Luke Elzinga**.

► Redshirt junior wide receiver **Deion Burks** leads the team with his 6.2 catches per game and three receiving TDs, which all came in the first half against Temple. In that contest, Burks became the first Sooner to register three receiving TDs in his OU debut. Burks' 31 receptions are the most ever by a player in the first five games of his OU career. The Purdue transfer, who missed five straight games after sustaining an injury vs. Tennessee, returned to action last contest at Missouri and caught five passes for a team-high 44 yards before sustaining another injury that kept him out of Saturday's Alabama contest.

► Senior receiver **Jalil Farooq** also returned at Missouri (two catches for 11 yards) after missing significant time due to a broken foot, and missed the Alabama game after an aggravation. He got hurt in the first half of the opener against Temple and missed the next eight outings. Farooq entered the year with 86 career catches for 1,229 yards and seven TDs, and 32 rushes for 235 yards.

► Plagued by injury in 2021 and '22 at OU (he played in nine total games and had one catch), wide receiver **J.J. Hester** has 13 receptions this season for 265 yards. On Nov. 2 vs. Maine, he registered a career-high 112-yard effort, which included a 90-yard TD. It was OU's longest reception since 1995, the longest in Gaylord Family — Oklahoma Memorial Stadium history and tied for the second longest in school history.

► True freshman walk-on receiver **Jacob Jordan**, who did not play in OU's first six games, has totaled 16 receptions for 165 yards over the last five contests (his first collegiate appearances). He had six catches for 86 yards against South Carolina, six more grabs for 38 yards and his first career touchdown at Ole Miss and three receptions for 36 yards against Maine.

### A GLANCE AT SPECIAL TEAMS

► Redshirt senior **Zach Schmit** served as OU's placekicker the last two seasons and has made 36 of his 49 (73%) career field goal attempts and all 139 of his PAT tries. His streak of 139 made extra-points is the third longest in program history. Schmit, who has handled kickoffs in all 11 games this season, also handled place kicking duties at Auburn and each of the last five contests. He is 8 for 9 on field goal attempts on the year and two games ago had a 3-for-3 effort at Missouri that included a career-long 56-yarder (previous long was 46).

► After winning the primary placekicking job in August camp, Florida State transfer **Tyler Keltner** went 3 for 3 on field goals and 6 for 6 on PAT attempts against Temple in the opener to earn SEC Special Teams Player of the Week honors. He is 7 for 9 and 12 for 13, respectively, on the year (missed the Auburn game after having

### MOST CONFERENCE TITLES

Oklahoma leads all of college football with its 50 conference championships.

| PROGRAM    | TITLES |
|------------|--------|
| Oklahoma   | 50     |
| Nebraska   | 46     |
| Michigan   | 44     |
| Ohio State | 39     |
| USC        | 37     |

### CFP APPEARANCES

Oklahoma has made four appearances in the 10-year history of the College Football Playoff, all in the last nine seasons.

| PROGRAM    | CFPs |
|------------|------|
| Alabama    | 8    |
| Clemson    | 6    |
| Ohio State | 5    |
| Oklahoma   | 4    |
| Georgia    | 3    |
| Michigan   | 3    |

### MOST WINS SINCE 2000

| PROGRAM        | RECORD |
|----------------|--------|
| 1. Ohio State  | 269-51 |
| 2. Oklahoma    | 261-68 |
| 3. Alabama     | 260-72 |
| 4. Boise State | 259-61 |
| 5. Georgia     | 257-73 |
| 6. Clemson     | 245-84 |
| 7. LSU         | 240-82 |
| 8. Oregon      | 235-82 |
| 9. Texas       | 223-94 |
| 10. USC        | 222-93 |

**POWER FIVE CONFERENCE TITLES SINCE 2000**

|                  |    |
|------------------|----|
| 1. Oklahoma      | 14 |
| 2. Ohio State    | 11 |
| 3. Alabama       | 9  |
| 4. Florida State | 8  |
| Clemson          | 8  |
| Oregon           | 8  |
| 7. Michigan      | 6  |
| USC              | 6  |
| 9. LSU           | 5  |
| 10. Georgia      | 4  |
| Virginia Tech    | 4  |
| Washington       | 4  |

**FINAL AP TOP-25 APPEARANCES SINCE 2000**

|                  |    |
|------------------|----|
| 1. Oklahoma      | 20 |
| Ohio State       | 20 |
| 3. Georgia       | 18 |
| LSU              | 18 |
| 5. Alabama       | 17 |
| Clemson          | 17 |
| 7. Florida State | 15 |
| Michigan         | 15 |
| Oregon           | 15 |
| Texas            | 15 |
| Wisconsin        | 15 |

**HEISMAN FINALISTS SINCE 2000**

|               |    |
|---------------|----|
| 1. Oklahoma   | 10 |
| 2. Alabama    | 9  |
| 3. Ohio State | 7  |
| 4. Florida    | 5  |
| Stanford      | 5  |
| USC           | 5  |

**ACTIVE BOWL STREAKS**

|              |    |
|--------------|----|
| 1. Georgia   | 27 |
| 2. Oklahoma  | 25 |
| 3. Wisconsin | 22 |
| 4. Alabama   | 20 |
| 5. Clemson   | 19 |

**MOST ALL-TIME 11-PLUS-WIN SEASONS**

|                  |    |
|------------------|----|
| 1. Oklahoma      | 27 |
| Alabama          | 27 |
| 3. Ohio State    | 21 |
| 4. Penn State    | 19 |
| 5. Florida State | 15 |

**MOST WINS SINCE END OF WWII (1946-PRESENT)**

|                |     |
|----------------|-----|
| 1. Oklahoma    | 706 |
| 2. Alabama     | 677 |
| 3. Ohio State  | 671 |
| 4. Penn State  | 654 |
| 5. Texas       | 639 |
| 6. Georgia     | 634 |
| 7. Michigan    | 631 |
| 8. Nebraska    | 614 |
| 9. USC         | 607 |
| 10. Notre Dame | 604 |

**MOST TDS SINCE 2015**

|                           |     |
|---------------------------|-----|
| 1. Alabama (138 games)    | 718 |
| 2. Oklahoma (129 games)   | 678 |
| 3. Ohio State (126 games) | 671 |
| 4. Clemson (137 games)    | 655 |
| 5. Memphis (127 games)    | 621 |

his appendix removed, returned for the Texas game but has not played the last five contests). Keltner spent his first four seasons at East Tennessee State, where he was 56 for 74 on field goals (76%) and 131 of 131 on PATs, and was a three-time All-Southern Conference pick.

► Keltner and Schmit have combined to go 15 of 18 on field goal attempts, as OU ranks sixth in the SEC out of 16 teams with its 83% conversion rate.

► Super senior **Luke Elzinga** ranks 12th nationally and fourth in the SEC with a 45.5-yard average on his 52 punts (16 of 50+ yards; long of 63; 19 inside the 20; 17 fair catches; just two touchbacks). His performance has helped OU to a No. 10 national ranking with its 42.6-yard net punting average. Elzinga has been named to the Ray Guy Award's "Ray's 8" three times this season (following the Houston, Tennessee and Auburn contests).

► Sophomore **Peyton Bowen** ranks third in the SEC (22nd nationally) by averaging 8.3 yards on his 23 punt returns (ranks seventh nationally among players with at least 20 returns).

**TURNOVERS ARE TELLING**

► The Oklahoma coaching staff preaches "takeaways, no giveaways" with its players and the Sooners turned that message into reality through their first five games in 2024, as they were tied for third nationally with a +1.6 turnover margin per contest (13 takeaways, five giveaways) at the time.

► That trend has reversed itself the last five games, however, as OU has totaled 14 turnovers (12 fumbles and two interceptions) and gained seven (four interceptions and fumbles vs. Ole Miss, Maine and Missouri). The Sooners were outscored 51-28 off turnovers in those outings.

► On the year, Oklahoma's advantage in points off turnovers is down to 84-67 (was 56-16 after five games).

► OU has recovered 11 fumble fumbles so far this season, which is five more than it had all of 2023. The 11 recoveries are tied for the third most nationally (Duke has 13 and Memphis 12).

► Nine different Sooners have each registered at least one fumble recovery and seven different players have each logged at least one interception. **Billy Bowman Jr.** has two interceptions and two fumble recoveries, while **Robert Spears-Jennings** has two recoveries and one interception. Spears-Jennings is also tied for third nationally with four forced fumbles.

► Last season, OU ranked second nationally with 26 takeaways (20 interceptions) and with 111 points off takeaways (ranked first with 8.5 points per game).

► Points off turnovers were a telling stat in 2023. In OU's 10 wins last season it outscored opponents 98-17 off turnovers. In its three losses it was outscored 44-13.

**COLLEGE FOOTBALL'S BEST**

► During the modern era of college football (since the end of World War II), the Sooners are the nation's No. 1 team with more wins (706) than any other program (next most is 677 by Alabama).

► Oklahoma has finished in the top 5 of the AP poll a nation-leading 33 times (Ohio State is second with 30).

► OU leads all FBS programs with 50 all-time conference championships. The rest of the top five includes Nebraska (46), Michigan (44), Ohio State (39) and USC (37). The Sooners' 14 league titles since 2000 are the most among Power Five programs (Ohio State ranks second with 11).

► No program has more all-time 11-win seasons than Oklahoma's 27 (Alabama also has 27). And since the start of the 2000 season, OU and Ohio State have produced a nation-leading 18 seasons of at least 10 wins.

► Since former head coach **Bob Stoops** arrived in Norman in 1999, OU leads the country with its 13,053 points scored. Boise State (12,654) is second and Oregon (12,263) third.

► OU's 80 consensus All-Americans since 1950 lead the nation (Alabama ranks second with 77 and Ohio State third with 73). Since 2000, OU has produced 30 consensus All-Americans, second only to Alabama.

**EXTRA POINTS**

► Oklahoma has given up 13 total first-half points over the last three games (average of 4.3).

► QB **Jackson Arnold** and RB **Taylor Tatum** each have at least one TD rushing, passing and receiving this season. This is the first time since at least 1996 that OU has had two players with at least one of each type of TD.

► The Sooners have won their last 90 games when holding opponents to 22 or fewer points. Their last loss under the circumstance came at Nebraska in 2009 (10-3).

► Of the 72 players on OU's depth chart, 24 (or 33%) are freshmen. That includes 18 true freshmen and six redshirts. Thirty-eight true (26) or redshirt (12) freshmen have played in at least one game this season.

**VENABLES BY THE NUMBERS**

Brent Venables was hired as OU's 23rd head coach on Dec. 5, 2021. Here's a look at some of his many accomplishments:

3 National championships (2000 at Oklahoma; 2016 and '18 at Clemson)

3 Butkus Award winners (OU's Rocky Calmus [2001] and Teddy Lehman [2003]; Clemson's Isaiah Simmons [2019])

4 Consecutive years Clemson led the nation in tackles for loss (2013-16; also led country in 2018 and was second in 2019 and '20).

8 National championship game appearances (2000, '03, '04 and '08 at OU; 2015, '16, '18 and '19 at Clemson)

8 Times Clemson finished in the top 15 nationally in total defense his last 8 years

10 College Football Playoff games (6 semifinals and 4 championship games) over his last 7 seasons with Clemson

10 Clemson led the nation in sacks, tackles for loss and opponent 3rd-down conversion percentage over his 10 years with the program

13 Number of conference championships (7 at OU, 6 at Clemson)

18 Consensus All-America honors collected by his players (12 at OU)

23 Times his 28 teams won at least 10 games

61 Number of his defensive players picked in the NFL Draft (12 first-rounders)

312 Wins as a full-time coach (against just 72 losses: .820)

# GAYLORD FAMILY OKLAHOMA MEMORIAL STADIUM



OU's \$160 million stadium renovation and modernization project bowed in the south end of the facility and added premium seating and a 62-foot-by-38-foot video board.

## OKLAHOMA'S PALACE ON THE PRAIRIE TURNS 100

► Gaylord Family – Oklahoma Memorial Stadium, one of America's most recognized college football cathedrals, is hosting football games for the 100th year this season. Situated on the east side of the Norman campus, this historical facility is the largest sports arena in the state and ranks among the 18 largest on-campus facilities in the nation.

► In 1921, University of Oklahoma students started a movement for construction of a student union. By 1925, the idea had grown to include a combined football stadium/student union. In the original architect's drawings, the north end of the proposed structure was strikingly similar to the present Oklahoma Memorial Union, which eventually was constructed separately when head coach and athletics director Bennie Owen suggested it would be best to raise funds for a union and a stadium.

► The field is named Owen Field after Owen, who became a charter member of the National Football Hall of Fame. The first game played at the site took place Oct. 20, 1923 (a 63-7 win over Washington, Mo.).

► On Oct. 17, 1925, the first contest was played in front of the new stands on the west side of the field as OU beat Drake 7-0. The 16,000-seat Oklahoma Memorial Stadium, named in honor of University personnel who died in World War I, was erected at a cost of approximately \$293,000.

► Expansions increased the stadium's capacity to 32,000 (1929), 55,000 (1949), 61,836 (1957), 71,187 (1975), 75,004 (1980), 72,765 (1998), 82,112 (2003) and 83,489 (2016). With 2019's widening of aisles and some seats, capacity dropped to 80,126.

► In July, 1970 the original natural grass surface was removed and artificial turf was installed. That tartan turf was replaced with super turf before the 1981 season. Owen Field returned to grass in 1994.

## RECENT RENOVATION

► The OU Board of Regents approved a proposal from OU Athletics on June 25, 2014, to proceed with the development of plans and projects for a major renovation and modernization of the stadium at an estimated cost of \$160 million. The project was carried out entirely from Athletics Department-generated capital funds, bond funds and other private sources.

► The first phase of the building project was completed prior to the 2016 home opener with a focus on the south end zone. The most visible aspect is a completed south end zone seating bowl, a feature that initially increased the seating capacity to 83,489. The addition of handrails and some seat and aisle widening in 2019 reduced capacity to 80,126.

► The seating bowl features an expanded concourse, additional restrooms and concessions, and other amenities. The new structure features 22 suites, 60 open-air loge boxes and 1,976 club seats. Club patrons also benefit from two new clubs.

► Among the most unique features of the new south end zone facility are a pair of open-air fan plazas, one each in the southwest and southeast corners. They each measure at slightly more than 3,000 square feet each and feature a view directly to the game field.

► All student-athlete services in the new building were moved to the ground floor. That space includes a spacious locker room, strength and conditioning area, training room, nutrition center, meeting rooms and the equipment operation. The third floor of the building houses all of the football offices and the team's video department.

► The weight room nearly tripled in size to 26,600 square feet and includes a 70-yard turfed, indoor speed and agility training area. The athletic training room also grew substantially to nearly 10,000 square feet.

► A significantly larger and more more detailed video board replaced the old video board above the north end zone for 2018. The board is 62 feet x 38 feet (2,356 square feet).

## STADIUM QUICK FACTS

|                         |  |
|-------------------------|--|
| First Game:             | Oct. 17, 1925 (beat Drake 7-0)             |
| OU's Stadium Record:    | 423-88-15 (.818)                           |
| Capacity:               | 80,126                                     |
| Surface:                | Natural Grass                              |
| Record Crowd:           | 88,308 (11/11/17 vs. TCU)                  |
| Field Name:             | Owen Field                                 |
| First Game:             | Oct. 20, 1923 (beat Washington [Mo.] 62-7) |
| OU's Owen Field Record: | 426-92-16 (.813)                           |

## OU'S STADIUM BESTS

### INDIVIDUAL

|                  |   |
|------------------|---|
| Rushing Yards:   | 427, Samaje Perine vs. Kansas, 2014     |
| Passing Yards:   | 500, Landry Jones vs. Okla. State, 2012 |
| Receiving Yards: | 208, Ryan Broyles vs. Colorado, 2010    |
| Tackles:         | 28, Kenneth Murray vs. Army, 2018       |
| Interceptions:   | 3 (three players)                       |
| Sacks:           | 5, Cedric Jones vs. Texas Tech, 1994    |

### TEAM

|                |                              |
|----------------|------------------------------|
| Rushing Yards: | 768 vs. Kansas State, 1988   |
| Passing Yards: | 512 vs. Oklahoma State, 2012 |
| Total Yards:   | 829 vs. Kansas State, 1988   |
| Points:        | 79 vs. North Texas, 2007     |
| First Downs:   | 44 vs. Oklahoma State, 2012  |





# BRENT VENABLES

**NAMED OU'S 23RD HEAD COACH DEC. 5, 2021 • FORMER K-STATE/OKLAHOMA/CLEMSON ASSISTANT THREE NATIONAL CHAMPIONSHIPS (ONE WITH OKLAHOMA, TWO WITH CLEMSON) EIGHT NATIONAL CHAMPIONSHIP GAME APPEARANCES • COACHED IN 34 BOWL GAMES 13 CONFERENCE CHAMPIONSHIPS • THREE-TIME BROYLES AWARD FINALIST (2016 WINNER)**

**A** former 13-year University of Oklahoma assistant coach who won a national championship with the Sooners and two more with Clemson University during an ultra-successful 10-year stint as defensive coordinator, Brent Venables was named OU's 23rd head football coach on Dec. 5, 2021, and has coached the Sooners to a 22-15 record in his two-plus seasons.

Venables' 2023 Sooners went 10-3 overall and finished in second place in the Big 12 (7-2). They ranked third nationally in total offense (507.0 ypg) and fourth in scoring offense (41.7 ppg) and led the country in defensive interceptions per game (1.5).

The 53-year-old Venables served as co-defensive coordinator and linebackers coach at Oklahoma from 1999-2003 and as associate head coach, defensive coordinator and linebackers coach from 2004-11 under former head coach Bob Stoops. Venables has coached in eight national championship games between his time at OU and Clemson, winning titles with the Sooners in 2000 and Tigers in 2016 and 2018. In 26 years as a full-time assistant coach, Venables' teams produced 26 winning seasons, won 13 conference titles, went to 30 bowl games (includes four College Football Playoff National Championship games) and won at least 10 games 22 times.

After joining Clemson prior to the 2012 season, Venables constructed one of the nation's top defenses. From 2012-2021, the Tigers ranked first nationally in sacks (445; next most was 392) and opponent third-down conversion percentage (30.2), second in opponent pass efficiency rating (111.1) and takeaways (244; tied), third in scoring defense (17.8 ppg) and opponent completion percentage (53.3), fourth in total defense (311.4 ypg) and pass defense (190.5 ypg), fifth in interceptions (148) and sixth in rushing defense (120.9 ypg). They won league titles each year from 2015-20.

Since 2000, Venables has coached eight national award winners and 16 consensus All-Americans. In that time, 61 defensive players under his guidance have been selected in the NFL Draft (12 first-rounders), including 18 linebackers, two of whom were first-round picks.

As a defensive coordinator and linebackers coach, Venables produced winners of three Butkus Awards (OU's Rocky Calmus in 2001 and Teddy Lehman in 2003, and CU's Isaiah Simmons in 2019), two Nagurski Awards (OU's Roy Williams in 2001 and Derrick Strait in 2003), two Thorpe Awards (Williams in 2001 and Strait in 2003) and one Bednarik Award (Lehman in 2003). And in 2018, Clemson defensive tackle Christian Wilkins became the school's first winner of William V. Campbell Trophy, also known as the "Academic Heisman."

Venables has received national accolades for his coaching and recruiting, including the Frank Broyles Award in 2016 as the nation's top assistant coach after being a finalist in 2015. He was FootballScoop's Defensive Coordinator of the Year in 2014 and Rivals.com's Recruiter of the Year in 2015.

Venables' defensive units were remarkably consistent during his 10 years with the Tigers. Each of his last eight Clemson defenses ranked in the top 15 nationally in yards allowed and seven of the last eight ranked in the top 20 in points allowed. Over his last eight years there, his units ranked first (in 2014), 10th, eighth, fourth, fifth, sixth, 15th and ninth (in 2021) in total defense. Additionally, his units ranked first or second in the ACC in total defense each of his last eight years (ranked first in six of those seasons).

Under Venables' tutelage in 2021, Clemson ranked second nationally in scoring defense (15.0 ppg) and red zone defense (62.1 conversion percentage), fourth in sacks (3.4 per game), eighth in rushing defense (98.8 ypg) and ninth in total defense (308.4 ypg).

## THE VENABLES FILE

Hometown ..... Salina, Kan.  
 High School ..... Salina South, 1989  
 College ..... Kansas State, 1992  
 Family ..... Wife, Julie  
 ..... Sons, Jake and Tyler  
 ..... Daughters, Laney and Addie

## AS A FULL-TIME COACH

Years ..... 29th  
 Combined Record ..... 312-72  
 Head Coaching Record ..... 22-15  
 Conference Championships ..... 13  
 National Championships ..... 3  
 National Championship Game Appearances ..... 8

Venables' 2020 Clemson defense tied for the national lead with 46 sacks, despite no player producing more than 4.5 sacks individually. His 2019 unit allowed fewer than 300 yards of total offense in each of its first 12 games, the first defense nationally since at least 1996 to accomplish that feat. Clemson held 16 straight opponents to 20 or fewer points across the 2018-19 seasons, the school's longest streak since the 1937-40 campaigns.

Clemson's 2018 squad led the nation in scoring defense (13.1 ppg) for the first time in school history and set a program record by recording 54 sacks.

Venables' Clemson defenses ranked among the top 10 nationally in sacks each year from 2014-21 and ranked in the top 10 in tackles for loss from 2013-20. The units led the nation in TFLs every year from 2013-16.

From 1999-2011, Venables helped OU to the 2000 national championship, three other national championship game appearances (2003, '04 and '08) and seven Big 12 titles. He was a finalist for the Broyles Award in 2006 when the Sooners led the Big 12 in total defense and scoring defense.

Oklahoma linebackers under Venables earned three Big 12 Defensive Player of the Year awards, five Big 12 Defensive Newcomer of the Year accolades and six first-team All-America honors. Ten of his OU linebackers — and 31 defensive players overall — were taken in the 2000-12 NFL Drafts.

While Venables was an Oklahoma assistant, the Sooners ranked among the top 16 nationally in total defense eight times (including each year from 2000-06) and among the top 20 in scoring defense eight times. OU led the Big 12 in scoring defense on four occasions (2000, '04, '06 and '11) and topped the conference in total defense three times (2003, '04, and '06).

Prior to joining Stoops' first staff at OU, Venables coached linebackers at Kansas State (1996-98), serving as defensive running game coordinator in 1998, and was a graduate assistant at K-State under Bill Snyder from 1993-95.

As a player at Kansas State (1991-92), Venables earned honorable mention All-Big Eight honors in 1992 after registering 124 tackles. He began his collegiate playing career at Garden City (Kan.) Community College (1989-90), where he earned All-America honors after recording 276 tackles and was inducted into the school's athletics hall of fame in April 2023.

A native of Salina, Kan., Venables received his bachelor's degree in political science from Kansas State in 1992. He and his wife Julie have four children: sons Jake and Tyler and daughters Laney and Addie.

## COACHING HISTORY

- 2022-: Oklahoma**  
Head Coach
- 2018-21: Clemson**  
Associate Head Coach, Defensive Coordinator, Linebackers
- 2012-17: Clemson**  
Defensive Coordinator, Linebackers
- 2004-11: Oklahoma**  
Associate Head Coach, Defensive Coordinator, Linebackers
- 1999-03: Oklahoma**  
Co-Defensive Coordinator, Linebackers
- 1998: Kansas State**  
Linebackers/Defensive Run Game Coord.
- 1996-97: Kansas State**  
Linebackers
- 1993-95: Kansas State**  
Graduate Assistant

## BOWLS COACHED (34)

| Year | Bowl             | School       |
|------|------------------|--------------|
| 2023 | Alamo            | Oklahoma     |
| 2022 | Cheez-It         | Oklahoma     |
| 2020 | Sugar (CFP)      | Clemson      |
| 2019 | CFP NCG          | Clemson      |
| 2019 | Fiesta (CFP)     | Clemson      |
| 2018 | CFP NCG          | Clemson      |
| 2018 | Cotton (CFP)     | Clemson      |
| 2017 | Sugar (CFP)      | Clemson      |
| 2016 | CFP NCG          | Clemson      |
| 2016 | Fiesta (CFP)     | Clemson      |
| 2015 | CFP NCG          | Clemson      |
| 2015 | Orange (CFP)     | Clemson      |
| 2014 | Russell Athletic | Clemson      |
| 2013 | Orange           | Clemson      |
| 2012 | Chick-fil-A      | Clemson      |
| 2011 | Insight          | Oklahoma     |
| 2010 | Fiesta           | Oklahoma     |
| 2009 | Sun              | Oklahoma     |
| 2008 | BCS NCG          | Oklahoma     |
| 2007 | Fiesta           | Oklahoma     |
| 2006 | Fiesta           | Oklahoma     |
| 2005 | Holiday          | Oklahoma     |
| 2004 | Orange (BCS NCG) | Oklahoma     |
| 2003 | Sugar (BCS NCG)  | Oklahoma     |
| 2002 | Rose             | Oklahoma     |
| 2001 | Cotton           | Oklahoma     |
| 2000 | Orange (BCS NCG) | Oklahoma     |
| 1999 | Independence     | Oklahoma     |
| 1998 | Alamo            | Kansas State |
| 1997 | Fiesta           | Kansas State |
| 1996 | Cotton           | Kansas State |
| 1995 | Holiday          | Kansas State |
| 1994 | Aloha            | Kansas State |
| 1993 | Copper           | Kansas State |

# OKLAHOMA COACHING STAFF



**Brent Venables**  
Head Coach



**Zac Alley**  
Co-Defensive Coordinator/  
Linebackers



**Todd Bates**  
Associate Head Coach/  
Co-Defensive Coord./Run  
Defense/Defensive Tackles



**Bill Bedenbaugh**  
Offensive Line



**Miguel Chavis**  
Defensive Ends




**Joe Jon Finley**  
Co-Offensive Coordinator/  
Tight Ends



**Brandon Hall**  
Safeties



**Kevin Johns**  
Co-Offensive Coordinator/  
Quarterbacks



**Emmett Jones**  
Passing Game Coordinator/  
Wide Receivers



**DeMarco Murray**  
Running Backs



**Jay Valai**  
Assistant Head Coach for  
Defense/Co-Defensive  
Coordinator/Pass Defense/  
Cornerbacks and Nickelbacks



**Jerry Schmidt**  
Director of Sports  
Enhancement and Strength  
and Conditioning

# DEPTH CHART

## OFFENSE

|             |    |   |
|-------------|----|---|
| <b>QB</b>   | 11 | Jackson Arnold (6-1, 210, So.)                |
|             | 9  | Michael Hawkins Jr. (6-1, 196, Fr.)           |
|             | 16 | Casey Thompson (6-0, 200, R-Sr. ^)            |
| <b>RB</b>   | 2  | Jovantae Barnes (6-0, 207, Jr.) <b>OR</b>     |
|             | 21 | Xavier Robinson (6-0, 226, Fr.) <b>OR</b>     |
|             | 27 | Gavin Sawchuk (5-11, 197, R-So.)              |
|             | 8  | Taylor Tatum (5-10, 206, Fr.) <b>OR</b>       |
|             | 20 | Sam Franklin (5-10, 199, R-Jr.)               |
| <b>TE</b>   | 10 | Bauer Sharp (6-4, 243, R-Jr.) <b>OR</b>       |
|             | 87 | Jake Roberts (6-4, 253, Sr. ^)                |
|             | 86 | Kade McIntyre (6-3, 227, R-Fr.) <b>OR</b>     |
|             | 18 | Kaden Helms (6-5, 238, R-So.)                 |
| <b>WR</b>   | 15 | Brenen Thompson (5-9, 168, Jr.)               |
|             | 82 | Ivan Carreon (6-6, 223, Fr.)                  |
|             | 5  | Andrel Anthony (6-1, 186, Sr.)                |
| <b>LT</b>   | 71 | Logan Howland (6-6, 309, R-Fr.)               |
|             | 73 | Isaiah Autry-Dent (6-6, 304, Fr.)             |
| <b>LG</b>   | 77 | Heath Ozaeta (6-5, 316, R-Fr.)                |
|             | 55 | Eddy Pierre-Louis (6-3, 304, Fr.)             |
| <b>C</b>    | 52 | Troy Everett (6-3, 310, R-Jr.)                |
|             | 51 | Branson Hickman (6-2, 291, R-Sr.)             |
|             | 64 | Joshua Bates (6-3, 309, R-Fr.)                |
| <b>RG</b>   | 54 | Febechi Nwaiwu (6-4, 339, R-Jr.)              |
|             | 55 | Eddy Pierre-Louis (6-3, 304, Fr.)             |
|             | 56 | Eugene Brooks (6-3, 336, Fr.)                 |
| <b>RT</b>   | 70 | Michael Tarquin (6-6, 313, R-Sr. ^) <b>OR</b> |
|             | 58 | Spencer Brown (6-6, 330, R-Sr. ^)             |
| <b>SLOT</b> | 6  | Deion Burks (5-9, 194, R-Jr.) <b>OR</b>       |
|             | 88 | Jacob Jordan (5-9, 186, Fr.)                  |
|             | 81 | Zion Ragins (5-8, 150, Fr.)                   |
| <b>WR</b>   | 3  | Jalil Farooq (6-1, 208, Sr.) <b>OR</b>        |
|             | 13 | J.J. Hester (6-4, 203, R-Sr.)                 |
|             | 7  | Zion Kearney (6-1, 206, Fr.)                  |
|             | 17 | Jaquaize Pettaway (5-10, 194, So.)            |

## DEFENSE

|                |    |  |
|----------------|----|--|
| <b>DE</b>      | 40 | Ethan Downs (6-4, 263, Sr.)                      |
|                | 90 | Caiden Woullard (6-4, 264, Sr.) <b>OR</b>        |
|                | 34 | Adepoju Adebawore (6-4, 253, So.)                |
| <b>DT</b>      | 65 | Jayden Jackson (6-2, 312, Fr.) <b>OR</b>         |
|                | 56 | Gracen Halton (6-2, 285, Jr.)                    |
|                | 0  | David Stone (6-3, 295, Fr.) <b>OR</b>            |
|                | 96 | Davon Sears (6-2, 297, R-Sr. ^)                  |
| <b>NT</b>      | 52 | Damonic Williams (6-1, 312, Jr.) <b>OR</b>       |
|                | 95 | Da'Jon Terry (6-3, 330, R-Sr. ^)                 |
|                | 55 | Ashton Sanders (6-1, 297, R-Fr.)                 |
| <b>DE</b>      | 32 | R Mason Thomas (6-2, 243, Jr.)                   |
|                | 30 | Trace Ford (6-2, 252, R-Sr. ^)                   |
|                | 44 | Taylor Wein (6-4, 265, R-Fr.) <b>OR</b>          |
| <b>MIKE</b>    | 16 | Danny Okoye (6-3, 245, Fr.)                      |
|                | 28 | Danny Stutsman (6-4, 243, Sr.)                   |
|                | 11 | Kobie McKinzie (6-2, 242, R-So.) <b>OR</b>       |
| <b>WILL</b>    | 7  | Jaren Kanak (6-2, 232, Jr.)                      |
|                | 10 | Kip Lewis (6-1, 215, R-So.) <b>OR</b>            |
| <b>CHEETAH</b> | 20 | Lewis Carter (6-0, 224, So.)                     |
|                | 1  | Dasan McCullough (6-5, 235, Jr.) <b>OR</b>       |
|                | 5  | Woodi Washington (5-11, 191, R-Sr. ^)            |
| <b>CB</b>      | 24 | Sammy Omosigho (6-2, 229, So.)                   |
|                | 23 | Eli Bowen (5-9, 187, Fr.)                        |
|                | 26 | Kani Walker (6-2, 206, R-Jr.)                    |
| <b>SS</b>      | 2  | Billy Bowman Jr. (5-10, 194, Sr.)                |
|                | 14 | Jaydan Hardy (5-10, 185, Fr.) <b>OR</b>          |
|                | 13 | Reggie Powers III (5-11, 211, Fr.)               |
| <b>FS</b>      | 3  | Robert Spears-Jennings (6-1, 219, Jr.) <b>OR</b> |
|                | 22 | Peyton Bowen (6-0, 199, So.)                     |
|                | 25 | Michael Boganowski (6-2, 214, Fr.)               |
| <b>CB</b>      | 19 | Jacobe Johnson (6-2, 202, So.) <b>OR</b>         |
|                | 4  | Dez Malone (6-0, 203, Sr. ^)                     |

## SPECIALISTS

|           |    |                                    |           |           |   |                              |           |                                     |
|-----------|----|------------------------------------|-----------|-----------|---|------------------------------|-----------|-------------------------------------|
| <b>K</b>  | 34 | Zach Schmit (5-10, 194, R-Sr.)     | <b>KR</b> | 2         | Billy Bowman Jr. (5-10, 194, Sr.) <b>OR</b> | <b>H</b>                     | 36        | Josh Plaster (6-0, 185, R-Sr. ^)    |
|           | 98 | Tyler Keltner (5-11, 180, R-Sr. ^) |           | 6         | Deion Burks (5-9, 194, R-Jr.) <b>OR</b>     |                              | 48        | Luke Elzinga (6-4, 223, R-Sr. ^)    |
|           | 35 | Liam Evans (5-7, 180, Fr.)         |           | 20        | Sam Franklin (5-10, 199, R-Jr.)             |                              | 9         | Michael Hawkins Jr. (6-1, 196, Fr.) |
|           | 36 | Josh Plaster (6-0, 185, R-Sr. ^)   |           | <b>PR</b> | 22  | Peyton Bowen (6-0, 199, So.) | <b>LS</b> | 50                                  |
| <b>P</b>  | 48 | Luke Elzinga (6-4, 223, R-Sr. ^)   | 2         |           | Billy Bowman Jr. (5-10, 194, Sr.)           | 58                           |           | Ethan Lane (5-11, 230, R-Sr.)       |
|           | 31 | Ashton Logan (6-2, 217, R-So.)     | 4         |           | Dez Malone (6-0, 203, Sr. ^)                |                              |           |                                     |
|           | 36 | Josh Plaster (6-0, 185, R-Sr. ^)   |           |           |   |                              |           |                                     |
| <b>KO</b> | 34 | Zach Schmit (5-10, 194, R-Sr.)     |           |           |   |                              |           |                                     |
|           | 98 | Tyler Keltner (5-11, 180, R-Sr. ^) |           |           |   |                              |           |                                     |
|           | 35 | Liam Evans (5-7, 180, Fr.)         |           |           |   |                              |           |                                     |

^ Indicates "super senior"  
(was also a senior in 2023)

# PLAYERS TO WATCH

## OFFENSE

|   |
|---|
| <p><b>QB • JACKSON ARNOLD (6-1, 210, So., Denton, Texas) 11</b></p> <ul style="list-style-type: none"> <li>▶ Started Alamo Bowl last season and 8 of his 9 games this year.</li> <li>▶ Has completed 62% of his passes this season (12 TDs and 3 INT).</li> <li>▶ Ranks 2nd on team with 369 rushing yards and has 3 rush TDs (also 1 receiving).</li> <li>▶ 2022-23 Gatorade National Player of the Year at Denton Guyer High School.</li> </ul>   |
| <p><b>RB • JOVANTAE BARNES (6-0, 207, Jr., Las Vegas, Nev.) 2</b></p> <ul style="list-style-type: none"> <li>▶ Has 122 carries for team-high 577 rush yards (5 TDs) and has 17 catches (1 TD).</li> <li>▶ Had career highs of 203 rushing yards, 3 rushing TDs in his last game vs. Maine.</li> <li>▶ Played in 11 games as a freshman in 2022 and rushed for 519 yards (4.5 per carry) and 5 TDs (started vs. Florida State in Cheez-It Bowl and ran 27 times for 108 yards).</li> </ul> |
| <p><b>RB • XAVIER ROBINSON (6-0, 226, Fr., Yukon, Okla.) 21</b></p> <ul style="list-style-type: none"> <li>▶ Reigning SEC Freshman of the Week (107 rush yards, 2 TDs vs. No. 7 Alabama).</li> <li>▶ Has played in just career games; first career carry came 3 contests ago.</li> <li>▶ Averaging team-high 5.8 yards per carry (has 192 yards and 3 TDs).</li> <li>▶ Consensus 3-star recruit (No. 34 running back prospect in nation by Rivals).</li> </ul>                            |
| <p><b>TE • BAUER SHARP (6-4, 243, R-Jr., Dothan, Ala.) 10</b></p> <ul style="list-style-type: none"> <li>▶ Has started all 11 games this year (team highs of 41 catches, 320 yards; 2 TDs).</li> <li>▶ Transfer from Southeastern Louisiana (40 catches for 366 yards and 4 TDs there).</li> <li>▶ Also rushed 35 times for 216 yards and 5 TDs in his 2 years at SE Louisiana.</li> <li>▶ Began collegiate career as a quarterback and switched to TE in spring 2022.</li> </ul>         |
| <p><b>TE • JAKE ROBERTS (6-4, 253, Sr. ^, Norman, Okla.) 87</b></p> <ul style="list-style-type: none"> <li>▶ Has started 5 games (3 of last 4) and has 10 catches for 95 yards and 1 TD.</li> <li>▶ Played 2023 season at Baylor (3 starts in 12 games; 23 catches/231 yards/1 TD).</li> <li>▶ Spent first 3 years at North Texas under head coach Seth Littrell, who is OU's first-year offensive coordinator (22 starts in 37 games; 43 catches/541 yards/3 TDs).</li> </ul>            |
| <p><b>WR • DEION BURKS (5-9, 194, R-Jr., Inkster, Mich.) 6</b></p> <ul style="list-style-type: none"> <li>▶ Has 31 catches, a school record for the first 5 games of an OU career.</li> <li>▶ Missed 5 straight games (injury), returned Nov. 9 at Missouri, missed Alabama.</li> <li>▶ All 3 of his TD catches this year came in first half of season opener vs. Temple.</li> <li>▶ Started all 12 games last year at Purdue; had 629 yards on 47 catches (7 TDs).</li> </ul>            |
| <p><b>WR • BRENNEN THOMPSON (5-9, 168, Jr., Spearman, Texas) 15</b></p> <ul style="list-style-type: none"> <li>▶ Has started all 11 games this season (first starts of career).</li> <li>▶ Has 19 catches for 230 yards and 2 TDs (vs. Houston and South Carolina).</li> <li>▶ Played in 6 games at OU last year (7 catches for 241 yards and 2 TD; 34.4 ypc).</li> <li>▶ Transferred from Texas where he played in 9 games in 2022 as a frosh (1 catch).</li> </ul>                      |
| <p><b>OL • LOGAN HOWLAND (6-6, 309, R-Fr. ^, Westfield, N.J.) 71</b></p> <ul style="list-style-type: none"> <li>▶ Lone 4 career starts have come this season and all at left tackle.</li> <li>▶ Started vs. Tulane in season's third game and each of last 3 contests.</li> <li>▶ Lone action last year came in season opener against Arkansas State.</li> <li>▶ A consensus 3-star recruit; chose OU over Iowa, Miami (Fla.), Michigan, others.</li> </ul>                               |
| <p><b>OL • HEATH OZAETA (6-5, 316, R-Fr., Snoqualmie, Wash.) 77</b></p> <ul style="list-style-type: none"> <li>▶ His lone 6 career starts (at LG) have come over last 8 games (each of last 5).</li> <li>▶ Has played in 10 of 11 games this year (DNP vs. Houston) and in 2023 opener.</li> <li>▶ A 4-star prospect out of high school by On3.</li> <li>▶ Chose OU over Stanford, UCLA and Utah, among others.</li> </ul>  |
| <p><b>C • TROY EVERETT (6-3, 310, R-Jr., Roanoke, Va.) 52</b></p> <ul style="list-style-type: none"> <li>▶ Missed first 5 games due to injury but has played in last 6 (started last 5 at center).</li> <li>▶ Played in 9 games last year (4 starts at left guard) in his first year with OU.</li> <li>▶ Transferred from Appalachian State where he started 6 games at center in 2022.</li> <li>▶ A 2022 second-team freshman All-American by The Athletic.</li> </ul>                   |
| <p><b>OL • FEBECHI NWAIWU (6-4, 339, R-Jr., Coppell, Texas) 54</b></p> <ul style="list-style-type: none"> <li>▶ Has started all 11 games at right guard; reigning SEC O-Line man of the Week.</li> <li>▶ Transfer from North Texas where he played in 24 games and made 19 starts.</li> <li>▶ Started 7 of his 10 games in 2023 at UNT (2 at right tackle and 5 at right guard).</li> <li>▶ A 2nd-team freshman All-American and C-USA All-Frosh Team member in 2022.</li> </ul>          |
| <p><b>OL • MICHAEL TARQUIN (6-6, 313, R-Sr. ^, Ocala, Fla.) 70</b></p> <ul style="list-style-type: none"> <li>▶ Has started 7 of 11 games (4 at right tackle and 3 at left tackle; missed last 3).</li> <li>▶ Played at USC during 2023 season (8 starts at right tackle in his 11 games).</li> <li>▶ Spent 2019-22 seasons at Florida (10 starts in his 34 contests).</li> <li>▶ Rated by ESPN as nation's No. 173 overall prospect as a high school senior.</li> </ul>                  |
| <p><b>K • ZACH SCHMIT (5-10, 194, R-Sr., Oklahoma City, Okla.) 34</b></p> <ul style="list-style-type: none"> <li>▶ Has served as team's primary placekicker in 6 of last 7 games (each of last 5).</li> <li>▶ Has made 8 of 9 FG attempts and all 15 PAT tries this season.</li> <li>▶ Was OU's placekicker last 2 years (is 36-49 in career on FGs, 139-139 on PATs).</li> <li>▶ A 2024 semifinalist for William V. Campbell Trophy (the "Academic Heisman").</li> </ul>                 |

## DEFENSE

|  |
|--|
| <p><b>DE • ETHAN DOWNS (6-4, 263, Sr., Weatherford, Okla.) 40</b></p> <ul style="list-style-type: none"> <li>▶ Fourth-year Sooner who has started all 35 of his games since beginning of 2022.</li> <li>▶ Two-time second-team All-Big 12 selection (2022 and '23).</li> <li>▶ OU's active leader in sacks (11.5); second with 30.0 tackles for loss.</li> <li>▶ Led Sooners and ranked 4th in Big 12 in 2022 with 13.5 TFLs.</li> </ul>   |
| <p><b>DT • GRACEN HALTON (6-2, 285, Jr., San Diego, Calif.) 56</b></p> <ul style="list-style-type: none"> <li>▶ Lone career starts have come this season vs. Tulane and South Carolina.</li> <li>▶ Named SEC D-Line man of the Week vs. Houston (2.0 TFLs, 1.0 sack and safety).</li> <li>▶ Entered 2024 with 4.5 career TFLs and 0 sacks but has 5.0 and 4.0 this season.</li> <li>▶ Consensus 4 star-recruit; totaled 21 tackles in 21 games last 2 seasons for OU.</li> </ul>                 |
| <p><b>NT • DAMONIC WILLIAMS (6-1, 312, Jr., Torrance, Calif.) 52</b></p> <ul style="list-style-type: none"> <li>▶ Has started all 11 games; has logged 29 tackles, 4.0 TFLs, 1.0 sack, 2 QB hurries.</li> <li>▶ Transferred from TCU in summer after 2 seasons and 27 starts there.</li> <li>▶ Totaled 9.5 tackles for loss and 4.5 sacks for Horned Frogs over 2022 and '23.</li> <li>▶ 2022 true freshman All-American (247Sports) when TCU played for national title.</li> </ul>              |
| <p><b>DE • R MASON THOMAS (6-2, 243, Jr., Fort Lauderdale, Fla.) 32</b></p> <ul style="list-style-type: none"> <li>▶ Reigning SEC Defensive Lineman of the Week for effort vs. No. 7 Alabama.</li> <li>▶ Tied for 20th nationally w/ 8.0 sacks; also has team-high 10.5 TFLs, 10 QB hurries.</li> <li>▶ Had 3.0 sacks, forced fumble and recovery, a PBU and QB hurry vs. Tulane to earn Bronko Nagurski National Defensive Player of the Week honors.</li> </ul>                                |
| <p><b>MLB • DANNY STUTSMAN (6-4, 243, Sr., Windermere, Fla.) 28</b></p> <ul style="list-style-type: none"> <li>▶ Butkus Award finalist, midseason first-team All-American (AP, The Athletic).</li> <li>▶ 2023 All-American (Walter Camp [second team]; AP [third team]).</li> <li>▶ Leads team and ranks 4th in SEC with 100 tackles (9.1 per game).</li> <li>▶ OU's active leader with 35.5 TFLs; also has 8.0 sacks and 3 interceptions (1 TD).</li> </ul>                                     |
| <p><b>WLB • KIP LEWIS (6-1, 215, R-So., Carthage, Texas) 10</b></p> <ul style="list-style-type: none"> <li>▶ Started last 5 games of 2023 and 10 of 11 in 2024 (has 50 tackles this season).</li> <li>▶ Fourth-quarter pick-6 at Auburn with 4:06 left put OU ahead for good (also had 5 tackles [1 for loss] and was named SEC Defensive Player of the Week).</li> <li>▶ Also returned INT for a touchdown in win over No. 7 Alabama.</li> </ul>  |
| <p><b>CHEETAH • SAMMY OMOSIGHO (6-2, 229, So., Heartland, Texas) 24</b></p> <ul style="list-style-type: none"> <li>▶ Ranks 5th on team with 29 tackles (has 4.5 TFLs and 2 QB hurries).</li> <li>▶ Made first career starts in games at Auburn and vs. Texas.</li> <li>▶ Played in 10 games last season and logged 7 tackles.</li> <li>▶ Consensus 4-star recruit and top-200 national prospect.</li> </ul>  |
| <p><b>CB • KANI WALKER (6-2, 206, R-Jr., Suwanee, Ga.) 26</b></p> <ul style="list-style-type: none"> <li>▶ Started first 8 games; has 24 tackles, 2 TFLs, 1 INT (10 yds), team-high 6 PBUs.</li> <li>▶ Started 3 of his 10 games last year; 24 tackles, 1 INT, 1 forced fumble/recovery.</li> <li>▶ Saw limited time in his 6 games in 2022.</li> <li>▶ Played in 4 games at Louisville as a true frosh in 2021 but did not register a stat.</li> </ul>  |
| <p><b>CB • ELI BOWEN (5-9, 187, Fr., Corinth, Texas) 23</b></p> <ul style="list-style-type: none"> <li>▶ Did not play until third game of season and has started last 6 contests.</li> <li>▶ Has 24 tackles (2 for loss), 1 INT and ranks 2nd on team with 4 pass breakups.</li> <li>▶ Led team with 8 tackles vs. Texas in first career start and had 3 vs. South Carolina.</li> <li>▶ Brother of fellow OU defensive back and former five-star recruit Peyton Bowen.</li> </ul>                |
| <p><b>DB • WOODI WASHINGTON (5-11, 191, R-Sr. ^, Murfreesboro, Tenn.) 5</b></p> <ul style="list-style-type: none"> <li>▶ The only sixth-year Sooner on the roster.</li> <li>▶ Has started 5 of his 10 games; has 20 tackles (6 each vs. Houston, Auburn), 1 INT.</li> <li>▶ Has started 42 career games including 34 of his last 39.</li> <li>▶ OU's active leader with 19 pass breakups and is second with 6 interceptions.</li> </ul>  |
| <p><b>SS • BILLY BOWMAN JR. (5-10, 194, Sr., Denton, Texas) 2</b></p> <ul style="list-style-type: none"> <li>▶ Ranks 7th nationally among active players with 11 career INTs (2 this season).</li> <li>▶ Four defensive TDs since start of 2023 season are tied for most nationally.</li> <li>▶ Earned first-team All-America honors from CBS Sports/247 Sports in 2023.</li> <li>▶ Led nation and set OU records with 3 pick-sixes and 238 INT return yards in 2023.</li> </ul>                 |
| <p><b>FS • ROBERT SPEARS-JENNINGS (6-1, 219, Jr., Broken Arrow, Okla.) 3</b></p> <ul style="list-style-type: none"> <li>▶ Has started last 9 games and has 49 tackles in those 9 (13 vs. Tennessee).</li> <li>▶ Ranks second on team with 58 tackles; has 5.0 TFLs, 2.5 sacks, INT, 4 FF, 2 FR.</li> <li>▶ Played in 12 games last year (2 starts) and had 38 tackles (1.0 TFL) and a PBU.</li> <li>▶ Consensus 4-star recruit and top-10 player in Oklahoma as a high school senior.</li> </ul> |
| <p><b>P • LUKE ELZINGA (6-4, 223, R-Sr. ^, Grand Rapids, Mich.) 48</b></p> <ul style="list-style-type: none"> <li>▶ Averaging 45.5 yards (12th nationally) per punt (long of 63; 16 50+; 19 inside 20).</li> <li>▶ Took over full-time punting responsibilities midway through last season.</li> <li>▶ Transfer from Central Michigan where he was primary punter for 3 seasons.</li> <li>▶ A 3-time All-Mid-American Conference pick and 3-time all-academic performer.</li> </ul>              |

| No. | Player                   | Pos.  | Ht.  | Wt. | Yr.     | Hometown (Previous School)                     |
|-----|--------------------------|-------|------|-----|---------|--|
| 0   | Kalib Hicks              | RB    | 5-11 | 213 | R-Fr.   | Denton, Texas (Ryan HS)                        |
| 0   | David Stone              | DL    | 6-3  | 295 | Fr.     | Del City, Okla. (IMG Academy [Fla.])           |
| 1   | Jayden Gibson**          | WR    | 6-5  | 197 | Jr.     | Winter Garden, Fla. (West Orange HS)           |
| 1   | Dasan McCullough*        | LB    | 6-5  | 235 | Jr.     | Bloomington, Ind. (Indiana University)         |
| 2   | Jovantae Barnes**        | RB    | 6-0  | 207 | Jr.     | Las Vegas, Nev. (Desert Pines HS)              |
| 2   | Billy Bowman Jr.***      | DB    | 5-10 | 194 | Sr.     | Denton, Texas (Ryan HS)                        |
| 3   | Jalil Farooq***          | WR    | 6-1  | 208 | Sr.     | Lanham, Md. (Dr. Henry A. Wise Jr. HS)         |
| 3   | Robert Spears-Jennings** | DB    | 6-1  | 219 | Jr.     | Broken Arrow, Okla. (Broken Arrow HS)          |
| 4   | Nic Anderson*            | WR    | 6-4  | 216 | R-So.   | Katy, Texas (Katy HS)                          |
| 4   | Dez Malone               | DB    | 6-0  | 203 | Sr. ^   | Fresno, Calif. (San Diego State University)    |
| 5   | Andrel Anthony*          | WR    | 6-1  | 186 | Sr.     | Lansing, Mich. (University of Michigan)        |
| 5   | Woodi Washington***      | DB    | 5-11 | 191 | R-Sr. ^ | Murfreesboro, Tenn. (Oakland HS)               |
| 6   | Deion Burks              | WR    | 5-9  | 194 | R-Jr.   | Inkster, Mich. (Purdue University)             |
| 6   | Nigel Smith II           | DL    | 6-4  | 269 | Fr.     | Melissa, Texas (Melissa HS)                    |
| 7   | Jaren Kanak**            | LB    | 6-2  | 232 | Jr.     | Hays, Kan. (Hays HS)                           |
| 7   | Zion Kearney             | WR    | 6-1  | 206 | Fr.     | Fresno, Texas (Hightower HS)                   |
| 8   | Taylor Tatum             | RB    | 5-10 | 206 | Fr.     | Longview, Texas (Longview HS)                  |
| 8   | Makari Vickers*          | DB    | 6-1  | 187 | So.     | Quincy, Fla. (Munroe HS)                       |
| 9   | Michael Hawkins Jr.      | QB    | 6-1  | 196 | Fr.     | Dallas, Texas (Emerson HS)                     |
| 9   | Gentry Williams**        | DB    | 6-0  | 187 | Jr.     | Tulsa, Okla. (Booker T. Washington HS)         |
| 10  | Kip Lewis**              | LB    | 6-1  | 215 | R-So.   | Carthage, Texas (Carthage HS)                  |
| 10  | Bauer Sharp              | TE    | 6-4  | 243 | R-Jr.   | Dothan, Ala. (Southeastern Louisiana Univ.)    |
| 11  | Jackson Arnold*          | QB    | 6-1  | 210 | So.     | Denton, Texas (Guyer HS)                       |
| 11  | Kobie McKinzie*          | LB    | 6-2  | 242 | R-So.   | Lubbock, Texas (Lubbock-Cooper HS)             |
| 12  | Brendan Jordan           | DB    | 5-11 | 187 | Fr.     | Tulsa, Okla. (Union HS)                        |
| 12  | Brendan Zurbrugg         | QB    | 6-2  | 207 | Fr.     | Alliance, Ohio (Alliance HS)                   |
| 13  | J.J. Hester*             | WR    | 6-4  | 203 | R-Sr.   | Tulsa, Okla. (University of Missouri)          |
| 13  | Reggie Powers III        | DB    | 5-11 | 211 | Fr.     | Centerville, Ohio (Centerville HS)             |
| 14  | Jaydan Hardy             | DB    | 5-10 | 185 | Fr.     | Lewisville, Texas (Lewisville HS)              |
| 14  | Steele Wasel             | QB    | 6-3  | 228 | R-Fr.   | Choctaw, Okla. (University of Akron)           |
| 15  | Kendel Dolby*            | DB    | 5-11 | 190 | Sr.     | Springfield, Ohio (Northeastern Oklahoma A&M)  |
| 15  | Brenen Thompson*         | WR    | 5-9  | 168 | Jr.     | Spearman, Texas (University of Texas)          |
| 16  | Danny Okoye              | DL    | 6-3  | 245 | Fr.     | Tulsa, Okla. (NOAH Homeschool)                 |
| 16  | Casey Thompson           | QB    | 6-0  | 200 | R-Sr. ^ | Oklahoma City, Okla. (Florida Atlantic Univ.)  |
| 17  | Taylor Heim              | LB    | 6-6  | 216 | R-Fr.   | Yukon, Okla. (Bethany HS)                      |
| 17  | Jaquize Pettaway*        | WR    | 5-10 | 194 | So.     | Houston, Texas (Langham Creek HS)              |
| 18  | Kaden Helms*             | TE    | 6-5  | 238 | R-So.   | Bellevue, Neb. (Bellevue West HS)              |
| 18  | Erik McCarty             | DB    | 6-1  | 186 | R-Fr.   | McAlester, Okla. (McAlester HS)                |
| 19  | Jacobe Johnson*          | WR/DB | 6-2  | 202 | So.     | Mustang, Okla. (Mustang HS)                    |
| 20  | Lewis Carter*            | LB    | 6-0  | 224 | So.     | Tampa, Fla. (Tampa Catholic HS)                |
| 20  | Sam Franklin             | RB    | 5-10 | 199 | R-Jr.   | Little Rock, Ark. (Univ. of Tennessee-Martin)  |
| 21  | Jeremiah Newcombe        | DB    | 5-9  | 181 | Fr.     | Gilbert, Ariz. (Casteel HS)                    |
| 21  | Xavier Robinson          | RB    | 6-0  | 226 | Fr.     | Yukon, Okla. (Carl Albert HS)                  |
| 22  | Peyton Bowen*            | DB    | 6-0  | 199 | So.     | Corinth, Texas (Guyer HS)                      |
| 22  | Chapman McKown           | RB    | 5-5  | 171 | R-Fr.   | Norman, Okla. (Norman North HS)                |
| 23  | Eli Bowen                | DB    | 5-9  | 187 | Fr.     | Corinth, Texas (Guyer HS)                      |
| 23  | Emeka Megwa              | RB    | 6-0  | 213 | R-Jr.   | Fort Worth, Texas (University of Washington)   |
| 24  | Sammy Omosigho*          | LB    | 6-2  | 229 | So.     | Heartland, Texas (Crandall HS)                 |
| 25  | Andy Bass                | RB    | 5-11 | 206 | Fr.     | Oklahoma City, Okla. (Heritage Hall HS)        |
| 25  | Michael Boganowski       | DB    | 6-2  | 214 | Fr.     | Junction City, Kan. (Junction City HS)         |
| 26  | Kani Walker**            | DB    | 6-2  | 206 | R-Jr.   | Suwanee, Ga. (University of Louisville)        |
| 27  | Jayden Rowe              | DB    | 6-2  | 221 | R-So.   | Tulsa, Okla. (Union HS)                        |
| 27  | Gavin Sawchuk*           | RB    | 5-11 | 197 | R-So.   | Littleton, Colo. (Valor Christian HS)          |
| 28  | KJ Daniels               | WR    | 5-9  | 161 | Fr.     | Franklinton, La. (Bowling Green School)        |
| 28  | Danny Stutsman***        | LB    | 6-4  | 243 | Sr.     | Windermere, Fla. (Foundation Academy)          |
| 29  | Casen Calmus             | DB    | 5-10 | 201 | R-Fr.   | Brentwood, Tenn. (Brentwood Academy)           |
| 29  | Gabe Sawchuk             | RB    | 5-10 | 192 | Fr.     | Littleton, Colo. (Valor Christian HS)          |
| 30  | Trace Ford*              | DL    | 6-2  | 252 | R-Sr. ^ | Edmond, Okla. (Oklahoma State University)      |
| 31  | Cale Fugate              | DB    | 5-10 | 184 | R-Fr.   | Tulsa, Okla. (Bixby HS)                        |
| 31  | Ashton Logan             | P     | 6-2  | 217 | R-So.   | Anaheim Hills, Calif. (University of Colorado) |
| 32  | R Mason Thomas**         | DL    | 6-2  | 243 | Jr.     | Fort Lauderdale, Fla. (Cardinal Gibbons HS)    |
| 33  | Phil Picciotti           | LB    | 6-3  | 245 | R-Fr.   | Perkasie, Pa. (IMG Academy [Fla.])             |
| 34  | Adepoju Adebawore*       | DL    | 6-4  | 253 | So.     | Kansas City, Mo. (North Kansas City HS)        |
| 34  | Zach Schmit**            | K/P   | 5-10 | 194 | R-Sr.   | Oklahoma City, Okla. (Bishop McGuinness HS)    |
| 35  | Liam Evans               | K     | 5-7  | 180 | Fr.     | Moore, Okla. (Moore HS)                        |
| 35  | Jakeb Snyder             | DB    | 5-8  | 178 | R-Fr.   | Bixby, Okla. (Bixby HS)                        |
| 36  | Preston Mickens          | DB    | 5-10 | 199 | Fr.     | Southlake, Texas (Carroll Senior HS)           |
| 36  | Josh Plaster*            | K/P   | 6-0  | 185 | R-Sr. ^ | Flower Mound, Texas (Arizona State Univ.)      |
| 37  | Devon Owen               | DB    | 6-0  | 206 | Fr.     | Argyle, Texas (Argyle HS)                      |
| 38  | Owen Heinecke*           | LB    | 6-2  | 225 | R-So.   | Tulsa, Okla. (Ohio State University)           |
| 39  | Peter Schuh              | DB    | 5-8  | 182 | R-So.   | Montvale, N.J. (St. Joseph Regional HS)        |
| 40  | Ethan Downs***           | DL    | 6-4  | 263 | Sr.     | Weatherford, Okla. (Weatherford HS)            |
| 41  | Emmett Jones III         | DB    | 6-0  | 180 | R-Fr.   | Lancaster, Texas (Lubbock-Cooper HS)           |
| 42  | Wyatt Gilmore            | DL    | 6-4  | 250 | Fr.     | Rogers, Minn. (Rogers HS)                      |
| 44  | Taylor Wein              | DL    | 6-4  | 265 | R-Fr.   | Brentwood, Tenn. (Nolensville HS)              |
| 45  | Hampton Fay              | TE    | 6-5  | 241 | R-Jr.   | Fort Worth, Texas (Michigan State Univ.)       |

| No. | Player                   | Pos. | Ht.  | Wt. | Yr.     | Hometown (Previous School)                           |
|-----|--------------------------|------|------|-----|---------|--|
| 45  | Mykel Patterson-McDonald | DB   | 5-10 | 176 | Fr.     | Moore, Okla. (Westmoore HS)                          |
| 46  | Dax Noles                | DB   | 6-0  | 194 | Fr.     | Norman, Okla. (Norman HS)                            |
| 47  | James Nesta              | LB   | 6-3  | 220 | Fr.     | Huntersville, N.C. (William Amos Hough HS)           |
| 48  | Luke Elzinga*            | P    | 6-4  | 223 | R-Sr. ^ | Grand Rapids, Mich. (Central Michigan Univ.)         |
| 48  | Jocelyn Malaska          | DB   | 6-1  | 188 | R-So.   | Bethany, Okla. (University of Utah)                  |
| 50  | Ben Anderson*            | LS   | 6-5  | 235 | R-So.   | Charlotte, N.C. (Charlotte Latin School)             |
| 51  | Brennan Hickman          | OL   | 6-2  | 291 | R-Sr.   | McKinney, Texas (SMU)                                |
| 52  | Troy Everett*            | OL   | 6-3  | 310 | R-Jr.   | Roanoke, Va. (Appalachian State University)          |
| 52  | Damon Williams           | DL   | 6-1  | 312 | Jr.     | Torrance, Calif. (TCU)                               |
| 54  | Febechi Nwaiwu           | OL   | 6-4  | 339 | R-Jr.   | Coppell, Texas (University of North Texas)           |
| 54  | David Rowaiye            | DL   | 6-4  | 310 | R-So.   | Oklahoma City, Okla. (Univ. of New Mexico)           |
| 55  | Eddy Pierre-Louis        | OL   | 6-3  | 304 | Fr.     | Tampa, Fla. (Tampa Catholic HS)                      |
| 55  | Ashton Sanders           | DL   | 6-1  | 297 | R-Fr.   | Pasadena, Calif. (Cathedral HS)                      |
| 56  | Eugene Brooks            | OL   | 6-3  | 336 | Fr.     | Las Vegas, Nev. (Sierra Canyon [Calif.] HS)          |
| 56  | Gracen Halton**          | DL   | 6-2  | 285 | Jr.     | San Diego, Calif. (St. Augustine HS)                 |
| 57  | Gunnar Allen             | OL   | 6-0  | 294 | R-So.   | Aledo, Texas (Aledo HS)                              |
| 58  | Spencer Brown            | OL   | 6-6  | 330 | R-Sr. ^ | Detroit, Mich. (Michigan State University)           |
| 58  | Ethan Lane               | LS   | 5-11 | 230 | R-Sr.   | Dallas, Texas (Jesus College Prep. School of Dallas) |
| 61  | Kenneth Wermey           | OL   | 6-5  | 304 | R-Fr.   | Cache, Okla. (Cache HS)                              |
| 64  | Joshua Bates             | OL   | 6-3  | 309 | R-Fr.   | Durango, Colo. (Durango HS)                          |
| 65  | Jayden Jackson           | DL   | 6-2  | 312 | Fr.     | Indianapolis, Ind. (IMG Academy [Fla.])              |
| 65  | Ty Kubicek               | OL   | 6-2  | 290 | R-Fr.   | Sacramento, Calif. (Capital Christian HS)            |
| 66  | Geirean Hatchett         | OL   | 6-5  | 318 | R-Sr.   | Ferndale, Wash. (University of Washington)           |
| 70  | Michael Tarquin          | OL   | 6-6  | 313 | R-Sr. ^ | Ocala, Fla. (USC)                                    |
| 71  | Logan Howland            | OL   | 6-6  | 309 | R-Fr.   | Westfield, N.J. (The Hun School of Princeton)        |
| 72  | Josh Aisosa              | OL   | 6-3  | 320 | Fr.     | Edmond, Okla. (Santa Fe HS)                          |
| 73  | Isaiah Autry-Dent        | OL   | 6-6  | 304 | Fr.     | Fulton, Miss. (Itawamba Agricultural HS)             |
| 74  | Evan McClure             | OL   | 6-4  | 273 | Fr.     | Bixby, Okla. (Bixby HS)                              |
| 75  | Daniel Akinkunmi         | OL   | 6-6  | 323 | Fr.     | East London, England (NFL Academy)                   |
| 76  | Jacob Sexton**           | OL   | 6-6  | 322 | Jr.     | Edmond, Okla. (Deer Creek HS)                        |
| 77  | Heath Ozaeta             | OL   | 6-5  | 316 | R-Fr.   | Snoqualmie, Wash. (Mount St HS)                      |
| 79  | Jake Taylor*             | OL   | 6-6  | 301 | R-So.   | Las Vegas, Nev. (Bishop Gorman HS)                   |
| 80  | Bergin Kysar             | DL   | 6-3  | 250 | Fr.     | Edmond, Okla. (Santa Fe HS)                          |
| 81  | Zion Ragins              | WR   | 5-8  | 150 | Fr.     | Macon, Ga. (Jones County HS)                         |
| 82  | Ivan Carreon             | WR   | 6-6  | 223 | Fr.     | Odessa, Texas (Odessa HS)                            |
| 83  | Major Melson*            | WR   | 5-10 | 188 | R-Sr.   | Mansfield, Texas (Legacy HS)                         |
| 84  | Davon Mitchell           | TE   | 6-3  | 259 | Fr.     | York, Ala. (Los Alamitos [Calif.] HS)                |
| 85  | Trey Brown               | WR   | 5-9  | 180 | R-Fr.   | Nashville, Tenn. (Christ Presbyterian Academy)       |
| 86  | Kade McIntyre            | TE   | 6-3  | 227 | R-Fr.   | Fremont, Neb. (Archbishop Bergan HS)                 |
| 87  | Jake Roberts             | TE   | 6-4  | 253 | Sr. ^   | Norman, Okla. (Baylor University)                    |
| 88  | Jacob Jordan             | WR   | 5-9  | 186 | Fr.     | Southlake, Texas (Carroll Senior HS)                 |
| 89  | Eli Merck                | WR   | 6-0  | 203 | R-Fr.   | Norris, S.C. (D.W. Daniel HS)                        |
| 89  | Caiden Woullard          | DL   | 6-4  | 264 | Sr.     | Massillon, Ohio (Miami [OH] University)              |
| 93  | Ace Hodges               | DL   | 6-1  | 298 | Fr.     | Oklahoma City, Okla. (Casady School)                 |
| 95  | Da'Jon Terry*            | DL   | 6-3  | 330 | R-Sr. ^ | Meridian, Miss. (University of Tennessee)            |
| 96  | Davon Sears              | DL   | 6-2  | 297 | R-Sr. ^ | Detroit, Mich. (Texas State University)              |
| 97  | Kyle Carlson             | LB   | 6-3  | 185 | R-Fr.   | Dallas, Texas (Highland Park HS)                     |
| 98  | Tyler Keltner            | K    | 5-11 | 180 | R-Sr. ^ | Tallahassee, Fla. (Florida State University)         |
| 99  | Markus Strong            | DL   | 6-3  | 299 | R-Fr.   | Raiford, Fla. (Union County HS)                      |

PRONUNCIATION GUIDE

|                   |                                      |                          |                 |
|-------------------|--------------------------------------|--------------------------|-----------------|
| Adepoju Adebawore | add-uh-PUH-joo<br>add-ee-BAH-woh-reh | Heath Ozaeta             | o-ZY-tuh        |
| Josh Aisosa       | eye-SO-suh                           | Mykel Patterson-McDonald | my-KELL         |
| Daniel Akinkunmi  | a-KIN-koon-mee                       | Jaquize Pettaway         | JAH-kwez        |
| Andrel Anthony    | AN-drell                             | Phil Picciotti           | pih-CHOT-ee     |
| Jovantae Barnes   | jo-VON-tay                           | Eddy Pierre-Louis        | pee-AIR loo-WEE |
| Ivan Carreon      | EYE-vin carr-ee-OWN                  | Zion Ragins              | RAY-ghins       |
| Jalil Farooq      | juh-LIL fuh-RIKE                     | Xavier Robinson          | ex-ZAY-vee-er   |
| Cale Fugate       | FYOO-gate                            | David Rowaiye            | ro-EYE-yay      |
| Geirean Hatchett  | GAIR-in                              | Peter Schuh              | SHOO            |
| Taylor Heim       | HIME                                 | Davon Sears              | duh-VON         |
| Devon Jordan      | DAY-von                              | Michael Tarquin          | TAR-kwin        |
| Jaren Kanak       | JAIR-in CAN-ick                      | Da'Jon Terry             | DAY-szhahn      |
| Ty Kubicek        | KOO-buh-check                        | Brenen Thompson          | BREN-in         |
| Jocelyn Malaska   | JOE-suh-lin ma-LASS-kuh              | Makari Vickers           | muh-KARR-ee     |
| Dasan McCullough  | dah-SAHN                             | Kani Walker              | kuh-NYE         |
| Davon Mitchell    | duh-VON                              | Steele Wasel             | WAH-sull        |
| Febechi Nwaiwu    | feh-BETCH-ee WEE-woo                 | Taylor Wein              | WINE            |
| Danny Okoye       | o-KOY-yay                            | Damon Williams           | DOM-uh-nick     |
| Sammy Omosigho    | o-mo-SEE-go                          | Caiden Woullard          | WOOL-erd        |
|                   |                                      | Brendan Zurbrugg         | ZER-brugg       |

\* Indicates number of letters earned at Oklahoma  
^ Indicates "super senior" (was also a senior in 2023)  
Last updated Nov. 25, 2024; Weights as of Aug. 20, 2024

| No. | Player              | Pos. | Ht.  | Wt. | Yr.     | Hometown (Previous School)                           |
|-----|---------------------|------|------|-----|---------|--|
| 34  | Adepoju Adebawore*  | DL   | 6-4  | 253 | So.     | Kansas City, Mo. (North Kansas City HS)              |
| 72  | Josh Aisosa         | OL   | 6-3  | 320 | Fr.     | Edmond, Okla. (Santa Fe HS)                          |
| 75  | Daniel Akinkunmi    | OL   | 6-6  | 323 | Fr.     | East London, England (NFL Academy)                   |
| 57  | Gunnar Allen        | OL   | 6-0  | 294 | R-So.   | Aledo, Texas (Aledo HS)                              |
| 50  | Ben Anderson*       | LS   | 6-5  | 235 | R-So.   | Charlotte, N.C. (Charlotte Latin School)             |
| 4   | Nic Anderson*       | WR   | 6-4  | 216 | R-So.   | Katy, Texas (Katy HS)                                |
| 5   | Andrel Anthony*     | WR   | 6-1  | 186 | Sr.     | Lansing, Mich. (University of Michigan)              |
| 11  | Jackson Arnold*     | QB   | 6-1  | 210 | So.     | Denton, Texas (Guyer HS)                             |
| 73  | Isaiah Autry-Dent   | OL   | 6-6  | 304 | Fr.     | Fulton, Miss. (Itawamba Agricultural HS)             |
| 2   | Jovantae Barnes**   | RB   | 6-0  | 207 | Jr.     | Las Vegas, Nev. (Desert Pines HS)                    |
| 25  | Andy Bass           | RB   | 5-11 | 206 | Fr.     | Oklahoma City, Okla. (Heritage Hall HS)              |
| 64  | Joshua Bates        | OL   | 6-3  | 309 | R-Fr.   | Durango, Colo. (Durango HS)                          |
| 25  | Michael Boganowski  | DB   | 6-2  | 214 | Fr.     | Junction City, Kan. (Junction City HS)               |
| 23  | Eli Bowen           | DB   | 5-9  | 187 | Fr.     | Corinth, Texas (Guyer HS)                            |
| 22  | Peyton Bowen*       | DB   | 6-0  | 199 | So.     | Corinth, Texas (Guyer HS)                            |
| 2   | Billy Bowman Jr.*** | DB   | 5-10 | 194 | Sr.     | Denton, Texas (Ryan HS)                              |
| 56  | Eugene Brooks       | OL   | 6-3  | 336 | Fr.     | Las Vegas, Nev. (Sierra Canyon [Calif.] HS)          |
| 58  | Spencer Brown       | OL   | 6-6  | 330 | R-Sr. ^ | Detroit, Mich. (Michigan State University)           |
| 85  | Trey Brown          | WR   | 5-9  | 180 | R-Fr.   | Nashville, Tenn. (Christ Presbyterian Academy)       |
| 6   | Deion Burks         | WR   | 5-9  | 194 | R-Jr.   | Inkster, Mich. (Purdue University)                   |
| 29  | Casen Calmus        | DB   | 5-10 | 201 | R-Fr.   | Brentwood, Tenn. (Brentwood Academy)                 |
| 97  | Kyle Carlson        | LB   | 6-3  | 185 | R-Fr.   | Dallas, Texas (Highland Park HS)                     |
| 82  | Ivan Carreon        | WR   | 6-6  | 223 | Fr.     | Odessa, Texas (Odessa HS)                            |
| 20  | Lewis Carter*       | LB   | 6-0  | 224 | So.     | Tampa, Fla. (Tampa Catholic HS)                      |
| 28  | KJ Daniels          | WR   | 5-9  | 161 | Fr.     | Franklinton, La. (Bowling Green School)              |
| 15  | Kendel Dolby*       | DB   | 5-11 | 190 | Sr.     | Springfield, Ohio (Northeastern Oklahoma A&M)        |
| 40  | Ethan Downs***      | DL   | 6-4  | 263 | Sr.     | Weatherford, Okla. (Weatherford HS)                  |
| 48  | Luke Elzinga*       | P    | 6-4  | 223 | R-Sr. ^ | Grand Rapids, Mich. (Central Michigan Univ.)         |
| 35  | Liam Evans          | K    | 5-7  | 180 | Fr.     | Moore, Okla. (Moore HS)                              |
| 52  | Troy Everett*       | OL   | 6-3  | 310 | R-Jr.   | Roanoke, Va. (Appalachian State University)          |
| 3   | Jalil Farooq***     | WR   | 6-1  | 208 | Sr.     | Lanham, Md. (Dr. Henry A. Wise Jr. HS)               |
| 45  | Hampton Fay         | TE   | 6-5  | 241 | R-Jr.   | Fort Worth, Texas (Michigan State Univ.)             |
| 30  | Trace Ford*         | DL   | 6-2  | 252 | R-Sr. ^ | Edmond, Okla. (Oklahoma State University)            |
| 20  | Sam Franklin        | RB   | 5-10 | 199 | R-Jr.   | Little Rock, Ark. (Univ. of Tennessee-Martin)        |
| 31  | Cale Fugate         | DB   | 5-10 | 184 | R-Fr.   | Tulsa, Okla. (Bixby HS)                              |
| 1   | Jayden Gibson**     | WR   | 6-5  | 197 | Jr.     | Winter Garden, Fla. (West Orange HS)                 |
| 42  | Wyatt Gilmore       | DL   | 6-4  | 250 | Fr.     | Rogers, Minn. (Rogers HS)                            |
| 56  | Gracen Halton**     | DL   | 6-2  | 285 | Jr.     | San Diego, Calif. (St. Augustine HS)                 |
| 14  | Jaydan Hardy        | DB   | 5-10 | 185 | Fr.     | Lewisville, Texas (Lewisville HS)                    |
| 66  | Geirean Hatchett    | OL   | 6-5  | 318 | R-Sr.   | Ferndale, Wash. (University of Washington)           |
| 9   | Michael Hawkins Jr. | QB   | 6-1  | 196 | Fr.     | Dallas, Texas (Emerson HS)                           |
| 17  | Taylor Hein         | LB   | 6-6  | 216 | R-Fr.   | Yukon, Okla. (Bethany HS)                            |
| 38  | Owen Heinecke*      | LB   | 6-2  | 225 | R-So.   | Tulsa, Okla. (Ohio State University)                 |
| 18  | Kaden Helms*        | TE   | 6-5  | 238 | R-So.   | Bellevue, Neb. (Bellevue West HS)                    |
| 13  | J.J. Hester*        | WR   | 6-4  | 203 | R-Sr.   | Tulsa, Okla. (University of Missouri)                |
| 51  | Branson Hickman     | OL   | 6-2  | 291 | R-Sr.   | McKinney, Texas (SMU)                                |
| 0   | Kalib Hicks         | RB   | 5-11 | 209 | R-Fr.   | Denton, Texas (Ryan HS)                              |
| 93  | Ace Hodges          | DL   | 6-1  | 298 | Fr.     | Oklahoma City, Okla. (Casady School)                 |
| 71  | Logan Howland       | OL   | 6-6  | 309 | R-Fr.   | Westfield, N.J. (The Hun School of Princeton)        |
| 65  | Jayden Jackson      | DL   | 6-2  | 312 | Fr.     | Indianapolis, Ind. (IMG Academy [Fla.])              |
| 19  | Jacobe Johnson*     | DB   | 6-2  | 202 | So.     | Mustang, Okla. (Mustang HS)                          |
| 41  | Emmett Jones III    | DB   | 6-0  | 180 | R-Fr.   | Lancaster, Texas (Lubbock-Cooper HS)                 |
| 12  | Devon Jordan        | DB   | 5-11 | 187 | Fr.     | Tulsa, Okla. (Union HS)                              |
| 88  | Jacob Jordan        | WR   | 5-9  | 186 | Fr.     | Southlake, Texas (Carroll Senior HS)                 |
| 7   | Jaren Kanak**       | LB   | 6-2  | 232 | Jr.     | Hays, Kan. (Hays HS)                                 |
| 7   | Zion Kearney        | WR   | 6-1  | 206 | Fr.     | Fresno, Texas (Hightower HS)                         |
| 98  | Tyler Keltner       | K    | 5-11 | 180 | R-Sr. ^ | Tallahassee, Fla. (Florida State University)         |
| 65  | Ty Kubicek          | OL   | 6-2  | 290 | R-Fr.   | Sacramento, Calif. (Capital Christian HS)            |
| 80  | Bergin Kysar        | DL   | 6-3  | 250 | Fr.     | Edmond, Okla. (Santa Fe HS)                          |
| 58  | Ethan Lane          | LS   | 5-11 | 230 | R-Sr.   | Dallas, Texas (Jesus College Prep. School of Dallas) |
| 10  | Kip Lewis**         | LB   | 6-1  | 215 | R-So.   | Carthage, Texas (Carthage HS)                        |
| 31  | Ashton Logan        | P    | 6-2  | 217 | R-So.   | Anaheim Hills, Calif. (University of Colorado)       |
| 48  | Jocelyn Malaska     | DB   | 6-1  | 188 | R-So.   | Bethany, Okla. (University of Utah)                  |
| 4   | Dez Malone          | DB   | 6-0  | 203 | Sr. ^   | Fresno, Calif. (San Diego State University)          |
| 18  | Erik McCarty        | DB   | 6-1  | 186 | R-Fr.   | McAlester, Okla. (McAlester HS)                      |
| 74  | Evan McClure        | OL   | 6-4  | 273 | Fr.     | Bixby, Okla. (Bixby HS)                              |
| 1   | Dasan McCullough*   | LB   | 6-5  | 235 | Jr.     | Bloomington, Ind. (Indiana University)               |
| 86  | Kade McIntyre       | TE   | 6-3  | 227 | R-Fr.   | Fremont, Neb. (Archbishop Bergan HS)                 |
| 11  | Kobie McKinzie*     | LB   | 6-2  | 242 | R-So.   | Lubbock, Texas (Lubbock-Cooper HS)                   |
| 22  | Chapman McKown      | RB   | 5-5  | 171 | R-Fr.   | Norman, Okla. (Norman North HS)                      |
| 23  | Emeka Megwa         | RB   | 6-0  | 213 | R-Jr.   | Fort Worth, Texas (University of Washington)         |
| 83  | Major Melson*       | WR   | 5-10 | 188 | R-Sr.   | Mansfield, Texas (Legacy HS)                         |
| 89  | Eli Merck           | WR   | 6-0  | 203 | R-Fr.   | Norris, S.C. (D.W. Daniel HS)                        |
| 36  | Preston Mickens     | DB   | 5-10 | 199 | Fr.     | Southlake, Texas (Carroll Senior HS)                 |
| 84  | Davon Mitchell      | TE   | 6-3  | 259 | Fr.     | York, Ala. (Los Alamitos [Calif.] HS)                |
| 47  | James Nesta         | LB   | 6-3  | 220 | Fr.     | Huntersville, N.C. (William Amos Hough HS)           |

|    |                          |     |      |     |         |   |
|----|--------------------------|-----|------|-----|---------|---|
| 21 | Jeremiah Newcombe        | DB  | 5-9  | 181 | Fr.     | Gilbert, Ariz. (Casteel HS)                   |
| 46 | Dax Noles                | DB  | 6-0  | 194 | Fr.     | Norman, Okla. (Norman HS)                     |
| 54 | Febechi Nwaiwu           | OL  | 6-4  | 339 | R-Jr.   | Coppell, Texas (University of North Texas)    |
| 16 | Danny Okoye              | DL  | 6-3  | 245 | Fr.     | Tulsa, Okla. (NOAH Homeschool)                |
| 24 | Sammy Omosigho*          | LB  | 6-2  | 229 | So.     | Heartland, Texas (Crandall HS)                |
| 37 | Devon Owen               | DB  | 6-0  | 206 | Fr.     | Argyle, Texas (Argyle HS)                     |
| 77 | Heath Ozaeta             | OL  | 6-5  | 316 | R-Fr.   | Snoqualmie, Wash. (Mount Si HS)               |
| 45 | Mykel Patterson-McDonald | DB  | 5-10 | 176 | Fr.     | Moore, Okla. (Westmoore HS)                   |
| 17 | Jaquai Pettaway*         | WR  | 5-10 | 194 | So.     | Houston, Texas (Langham Creek HS)             |
| 33 | Phil Picciotti           | LB  | 6-3  | 245 | R-Fr.   | Perkasie, Pa. (IMG Academy [Fla.])            |
| 55 | Eddy Pierre-Louis        | OL  | 6-3  | 304 | Fr.     | Tampa, Fla. (Tampa Catholic HS)               |
| 36 | Josh Plaster*            | K/P | 6-0  | 185 | R-Sr. ^ | Flower Mound, Texas (Arizona State Univ.)     |
| 13 | Reggie Powers III        | DB  | 5-11 | 211 | Fr.     | Centerville, Ohio (Centerville HS)            |
| 81 | Zion Ragins              | WR  | 5-8  | 150 | Fr.     | Macon, Ga. (Jones County HS)                  |
| 87 | Jake Roberts             | TE  | 6-4  | 253 | Sr. ^   | Norman, Okla. (Baylor University)             |
| 21 | Xavier Robinson          | RB  | 6-0  | 226 | Fr.     | Yukon, Okla. (Carl Albert HS)                 |
| 54 | Dawn Rowaiye             | DL  | 6-4  | 310 | R-So.   | Oklahoma City, Okla. (Univ. of New Mexico)    |
| 27 | Jayden Rowe              | DB  | 6-2  | 221 | R-So.   | Tulsa, Okla. (Union HS)                       |
| 55 | Ashton Sanders           | DL  | 6-1  | 297 | R-Fr.   | Pasadena, Calif. (Cathedral HS)               |
| 29 | Gabe Sawchuk             | RB  | 5-10 | 192 | Fr.     | Littleton, Colo. (Valor Christian HS)         |
| 27 | Gavin Sawchuk*           | RB  | 5-11 | 197 | R-So.   | Littleton, Colo. (Valor Christian HS)         |
| 34 | Zach Schmit**            | K/P | 5-10 | 194 | R-Sr.   | Oklahoma City, Okla. (Bishop McGuinness HS)   |
| 39 | Peter Schuh              | DB  | 5-8  | 182 | R-So.   | Montvale, N.J. (St. Joseph Regional HS)       |
| 96 | Davon Sears              | DL  | 6-2  | 297 | R-Sr. ^ | Detroit, Mich. (Texas State University)       |
| 77 | Jacob Sexton**           | OL  | 6-6  | 323 | Jr.     | Edmond, Okla. (Deer Creek HS)                 |
| 10 | Bauer Sharp              | TE  | 6-4  | 243 | R-Jr.   | Dothan, Ala. (Southeastern Louisiana Univ.)   |
| 6  | Nigel Smith II           | DL  | 6-4  | 269 | Fr.     | Melissa, Texas (Melissa HS)                   |
| 35 | Jakeb Snyder             | DB  | 5-8  | 178 | R-Fr.   | Bixby, Okla. (Bixby HS)                       |
| 3  | Robert Spears-Jennings** | DB  | 6-1  | 219 | Jr.     | Broken Arrow, Okla. (Broken Arrow HS)         |
| 0  | David Stone              | DL  | 6-3  | 295 | Fr.     | Del City, Okla. (IMG Academy [Fla.])          |
| 99 | Markus Strong            | DL  | 6-3  | 299 | R-Fr.   | Raiford, Fla. (Union County HS)               |
| 28 | Danny Stutsman***        | LB  | 6-4  | 243 | Sr.     | Windermere, Fla. (Foundation Academy)         |
| 70 | Michael Tarquin          | OL  | 6-6  | 313 | R-Sr. ^ | Ocala, Fla. (USC)                             |
| 8  | Taylor Tatum             | RB  | 5-10 | 206 | Fr.     | Longview, Texas (Longview HS)                 |
| 79 | Jake Taylor*             | OL  | 6-6  | 301 | R-So.   | Las Vegas, Nev. (Bishop Gorman HS)            |
| 95 | Da'Jon Terry*            | DL  | 6-3  | 330 | R-Sr. ^ | Meridian, Miss. (University of Tennessee)     |
| 32 | R Mason Thomas**         | DL  | 6-2  | 243 | Jr.     | Fort Lauderdale, Fla. (Cardinal Gibbons HS)   |
| 15 | Brenen Thompson*         | WR  | 5-9  | 168 | Jr.     | Spearman, Texas (University of Texas)         |
| 6  | Casey Thompson           | QB  | 6-0  | 200 | R-Sr. ^ | Oklahoma City, Okla. (Florida Atlantic Univ.) |
| 8  | Makari Vickers*          | DB  | 6-1  | 187 | So.     | Quincy, Fla. (Munroe HS)                      |
| 26 | Kani Walker**            | DB  | 6-2  | 206 | R-Jr.   | Suwanee, Ga. (University of Louisville)       |
| 14 | Steele Wasel             | QB  | 6-3  | 228 | R-Fr.   | Choctaw, Okla. (University of Akron)          |
| 5  | Woodi Washington****     | DB  | 5-11 | 191 | R-Sr. ^ | Murfreesboro, Tenn. (Oakland HS)              |
| 44 | Taylor Wein              | DL  | 6-4  | 265 | R-Fr.   | Brentwood, Tenn. (Nolensville HS)             |
| 61 | Kenneth Wemy             | OL  | 6-5  | 304 | R-Fr.   | Cache, Okla. (Cache HS)                       |
| 52 | Damonic Williams         | DL  | 6-1  | 312 | Jr.     | Torrance, Calif. (TCU)                        |
| 9  | Gentry Williams**        | DB  | 6-0  | 187 | Jr.     | Tulsa, Okla. (Booker T. Washington HS)        |
| 90 | Caiden Woullard          | DL  | 6-4  | 264 | Sr.     | Massillon, Ohio (Miami [OH] University)       |
| 12 | Brendan Zurbrugg         | QB  | 6-2  | 207 | Fr.     | Alliance, Ohio (Alliance HS)                  |

### COACHING STAFF

|                              |  |
|------------------------------|--|
| Brent Venables               | Head Coach   |
| Zac Alley                    | Co-Defensive Coordinator/Linebackers   |
| Todd Bates                   | Associate Head Coach/Co-Def. Coord./Run Defense/Defensive Tackles                                      |
| Bill Bedenbaugh (BEE-din-bo) | Offensive Line   |
| Miguel Chavis (CHAY-viss)    | Defensive Ends   |
| Joe Jon Finley               | Co-Offensive Coordinator/Tight Ends  |
| Brandon Hall                 | Safeties   |
| Kevin Johns                  | Co-Offensive Coordinator/Quarterbacks  |
| Emmett Jones                 | Passing Game Coordinator/Wide Receivers  |
| DeMarco Murray               | Running Backs  |
| Jay Valai (vuh-LIE)          | Assistant Head Coach for Defense/Co-Defensive Coordinator/<br>Pass Defense/Cornerbacks and Nickelbacks |

\* Indicates number of letters earned at Oklahoma  
 ^ Indicates "super senior" (was also a senior in 2023)  
 Last updated Nov. 25, 2024; Weights as of Aug. 20, 2024

# CAREER STATS/HIGHS

## #34 DL ADEPOJU ADEBAWORE

| YEAR          | G-GS        | UT       | AT       | TOT       | TFL           | SACKS         | INT        | FF       | FR       | PB       | QBH      |
|---------------|-------------|----------|----------|-----------|---------------|---------------|------------|----------|----------|----------|----------|
| 2023          | 13-0        | 3        | 3        | 6         | 3.0-14        | 1.5-12        | 0-0        | 0        | 0        | 1        | 3        |
| 2024          | 8-0         | 2        | 2        | 4         | 1.5-17        | 1.0-13        | 0-0        | 0        | 0        | 0        | 1        |
| <b>Career</b> | <b>21-0</b> | <b>5</b> | <b>5</b> | <b>10</b> | <b>4.5-31</b> | <b>2.5-25</b> | <b>0-0</b> | <b>0</b> | <b>0</b> | <b>1</b> | <b>4</b> |

### CAREER HIGHS

|          |  |
|----------|--|
| Tackles: | 3 (2x) MR: vs. South Carolina (10/19/24)   |
| TFL:     | 2.5 at Tulsa (9/16/23)                     |
| Sacks:   | 1.0 (2x) MR: vs. South Carolina (10/19/24) |
| INT:     | N/A  |
| PBU:     | N/A  |

## #4 WR NIC ANDERSON

| YEAR          | G-GS        | REC       | YDS        | AVG         | TD        | LONG      |
|---------------|-------------|-----------|------------|-------------|-----------|-----------|
| 2022          | 3-0         | 0         | 0          | —           | 0         | —         |
| 2023          | 13-6        | 38        | 798        | 21.0        | 10        | 63        |
| 2024          | 1-1         | 0         | 0          | —           | 0         | —         |
| <b>Career</b> | <b>17-7</b> | <b>38</b> | <b>798</b> | <b>21.0</b> | <b>10</b> | <b>63</b> |

### CAREER HIGHS

|        |                        |
|--------|------------------------|
| Rec:   | 5 vs. UCF (10/21/23)   |
| Yards: | 120 at Tulsa (9/16/23) |
| TDs:   | 3 at Tulsa (9/16/23)   |

## #5 WR ANDREL ANTHONY (\*AT MICHIGAN)

| YEAR          | G-GS        | REC       | YDS        | AVG         | TD       | LONG      |
|---------------|-------------|-----------|------------|-------------|----------|-----------|
| 2021*         | 11-0        | 12        | 248        | 20.7        | 3        | 93        |
| 2022*         | 14-0        | 7         | 80         | 11.4        | 1        | 29        |
| 2023          | 6-6         | 27        | 429        | 15.9        | 1        | 55        |
| 2024          | 1-0         | 1         | 4          | 4.0         | 0        | 4         |
| <b>Career</b> | <b>32-6</b> | <b>47</b> | <b>761</b> | <b>16.1</b> | <b>5</b> | <b>93</b> |

### CAREER HIGHS

|        |                                    |
|--------|------------------------------------|
| Rec:   | 7 (2x) MR: at Cincinnati (9/23/23) |
| Yards: | *155 at Michigan State (10/30/21)  |
| TDs:   | *1 (3x[2x*]) MR: vs. SMU (9/9/23)  |

## #11 QB JACKSON ARNOLD

| YEAR          | G-GS        | C-A            | PCT         | YDS          | AVG/G        | TD        | INT      | LG        |
|---------------|-------------|----------------|-------------|--------------|--------------|-----------|----------|-----------|
| 2023          | 7-1         | 44-69          | 80.4        | 563          | 80.4         | 4         | 3        | 63        |
| 2024          | 9-8         | 140-225        | 62.2        | 1,311        | 145.7        | 12        | 3        | 90        |
| <b>Career</b> | <b>16-9</b> | <b>184-294</b> | <b>62.5</b> | <b>1,874</b> | <b>117.1</b> | <b>16</b> | <b>6</b> | <b>90</b> |

| YEAR          | RUSH       | YDS        | AVG        | TD       | LG        |
|---------------|------------|------------|------------|----------|-----------|
| 2023          | 31         | 116        | 3.7        | 1        | 20        |
| 2024          | 133        | 369        | 2.8        | 3        | 47        |
| <b>Career</b> | <b>164</b> | <b>485</b> | <b>2.9</b> | <b>4</b> | <b>47</b> |

### CAREER HIGHS

|           |                            |
|-----------|----------------------------|
| Comp:     | 26 vs. Arizona (12/28/23)  |
| Att:      | 45 vs. Arizona (12/28/23)  |
| Pass Yds: | 361 vs. Arizona (12/28/23) |
| Pass TDs: | 3 vs. Temple (8/30/24)     |
| Rush:     | 25 vs. Alabama (11/23/24)  |
| Rush Yds: | 131 vs. Alabama (11/23/24) |
| Rush TDs: | 2 vs. Tulane (9/14/24)     |

## #2 RB JOVANTAE BARNES

| YEAR          | G-GS        | RUSH             | AVG        | TD        | LG        | REC           | AVG        | TD       | LG        |
|---------------|-------------|------------------|------------|-----------|-----------|---------------|------------|----------|-----------|
| 2022          | 11-1        | 116-519          | 4.5        | 5         | 31        | 5-26          | 5.2        | 0        | 13        |
| 2023          | 8-1         | 37-140           | 3.8        | 1         | 17        | 5-23          | 4.6        | 0        | 11        |
| 2024          | 9-6         | 122-577          | 4.7        | 5         | 74        | 17-123        | 7.2        | 1        | 19        |
| <b>Career</b> | <b>28-8</b> | <b>275-1,236</b> | <b>4.4</b> | <b>11</b> | <b>74</b> | <b>27-172</b> | <b>6.3</b> | <b>1</b> | <b>19</b> |

### CAREER HIGHS

|        |                                   |
|--------|-----------------------------------|
| Rush:  | 27 vs. Florida State (12/29/22)   |
| Yards: | 203 vs. Maine (11/2/24)           |
| TDs:   | 3 vs. Maine (11/2/24)             |
| Rec:   | 5 (2x) MR: at Ole Miss (10/26/24) |
| Yards: | 57 at Ole Miss (10/26/24)         |
| TDs:   | 1 vs. Tennessee (9/21/24)         |

## #25 DB MICHAEL BOGANOWSKI

| YEAR          | G-GS        | UT       | AT       | TOT      | TFL          | SACKS        | INT        | FF       | FR       | PB       | QBH      |
|---------------|-------------|----------|----------|----------|--------------|--------------|------------|----------|----------|----------|----------|
| 2024          | 11-0        | 5        | 3        | 8        | 0.0-0        | 0.0-0        | 0-0        | 0        | 0        | 0        | 0        |
| <b>Career</b> | <b>11-0</b> | <b>5</b> | <b>3</b> | <b>8</b> | <b>0.0-0</b> | <b>0.0-0</b> | <b>0-0</b> | <b>0</b> | <b>0</b> | <b>0</b> | <b>0</b> |

### CAREER HIGHS

|          |                       |
|----------|-----------------------|
| Tackles: | 3 vs. Maine (11/2/24) |
| TFL:     | N/A                   |
| Sacks:   | N/A                   |
| INT:     | N/A                   |
| PBU:     | N/A                   |

## #23 DB ELI BOWEN

| YEAR          | G-GS       | UT        | AT       | TOT       | TFL          | SACKS        | INT         | FF       | FR       | PB       | QBH      |
|---------------|------------|-----------|----------|-----------|--------------|--------------|-------------|----------|----------|----------|----------|
| 2024          | 9-6        | 18        | 6        | 24        | 2.0-3        | 0.0-0        | 1-25        | 0        | 0        | 4        | 0        |
| <b>Career</b> | <b>9-6</b> | <b>18</b> | <b>6</b> | <b>24</b> | <b>2.0-3</b> | <b>0.0-0</b> | <b>1-25</b> | <b>0</b> | <b>0</b> | <b>4</b> | <b>0</b> |

### CAREER HIGHS

|          |                                  |
|----------|----------------------------------|
| Tackles: | 8 vs. Texas (10/12/24)           |
| TFL:     | 1.0 (2x) MR: vs. Maine (11/2/24) |
| Sacks:   | N/A                              |
| INT:     | 1 vs. Alabama (11/23/24)         |
| PBU:     | 2 vs. Maine (11/2/24)            |

## #22 DB PEYTON BOWEN

| YEAR          | G-GS        | UT        | AT        | TOT       | TFL           | SACKS        | INT        | FF       | FR       | PB       | QBH      |
|---------------|-------------|-----------|-----------|-----------|---------------|--------------|------------|----------|----------|----------|----------|
| 2023          | 13-2        | 21        | 15        | 36        | 1.0-9         | 1.0-9        | 0-0        | 0        | 1        | 5        | 1        |
| 2024          | 11-5        | 14        | 12        | 26        | 0.5-1         | 0.0-0        | 0-0        | 0        | 0        | 0        | 0        |
| <b>Career</b> | <b>24-7</b> | <b>35</b> | <b>27</b> | <b>62</b> | <b>1.5-10</b> | <b>1.0-9</b> | <b>0-0</b> | <b>0</b> | <b>1</b> | <b>5</b> | <b>2</b> |

### CAREER HIGHS

|          |                           |
|----------|---------------------------|
| Tackles: | 7 vs. Tennessee (9/21/24) |
| TFL:     | 1.0 vs. UCF (10/21/23)    |
| Sacks:   | 1.0 vs. UCF (10/21/23)    |
| INT:     | N/A                       |
| PBU:     | 2 at Tulsa (9/16/23)      |

## #2 DB BILLY BOWMAN JR.

| YEAR          | G-GS         | UT         | AT        | TOT        | TFL           | SACKS        | INT           | FF       | FR       | PB        | QBH      |
|---------------|--------------|------------|-----------|------------|---------------|--------------|---------------|----------|----------|-----------|----------|
| 2021          | 11-7         | 14         | 8         | 22         | 1.5-5         | 0.0-0        | 0-0           | 1        | 0        | 2         | 0        |
| 2022          | 11-9         | 37         | 23        | 60         | 2.0-5         | 0.0-0        | 3-11          | 1        | 1        | 5         | 0        |
| 2023          | 13-13        | 37         | 26        | 63         | 3.0-6         | 0.0-0        | 6-238         | 0        | 0        | 4         | 0        |
| 2024          | 11-11        | 30         | 18        | 45         | 2.5-3         | 0.0-0        | 2-2           | 0        | 2        | 3         | 1        |
| <b>Career</b> | <b>46-40</b> | <b>118</b> | <b>75</b> | <b>189</b> | <b>9.0-19</b> | <b>0.0-0</b> | <b>11-251</b> | <b>2</b> | <b>3</b> | <b>14</b> | <b>1</b> |

### CAREER HIGHS

|          |                                       |
|----------|---------------------------------------|
| Tackles: | 11 (2x) MR: vs. Texas (10/7/23)       |
| TFL:     | 1.0 (6x) MR: at Missouri (11/9/24)    |
| Sacks:   | N/A                                   |
| INT:     | 1 (11x) MR: vs. Texas (10/12/24)      |
| PBU:     | 2 (2x) MR: vs. Kansas State (9/24/22) |

## #6 WR DEION BURKS (\*AT PURDUE)

| YEAR          | G-GS         | REC       | YDS          | AVG         | TD        | LONG      |
|---------------|--------------|-----------|--------------|-------------|-----------|-----------|
| 2021*         | 4-0          | 1         | 26           | 26.0        | 0         | 26        |
| 2022*         | 14-1         | 15        | 149          | 9.9         | 0         | 30        |
| 2023*         | 12-12        | 47        | 629          | 13.4        | 7         | 84        |
| 2024          | 5-5          | 31        | 245          | 7.9         | 3         | 20        |
| <b>Career</b> | <b>35-18</b> | <b>94</b> | <b>1,049</b> | <b>11.2</b> | <b>10</b> | <b>84</b> |

| YEAR          | RUSH      | YDS       | AVG        | TD       | LG        |
|---------------|-----------|-----------|------------|----------|-----------|
| 2021*         | 2         | 3         | 1.5        | 0        | 6         |
| 2022*         | 1         | 4         | 4.0        | 0        | 4         |
| 2023*         | 4         | 12        | 3.0        | 0        | 10        |
| 2024          | 5         | 32        | 6.4        | 0        | 11        |
| <b>Career</b> | <b>12</b> | <b>51</b> | <b>4.3</b> | <b>0</b> | <b>11</b> |

### CAREER HIGHS

|        |                                |
|--------|--------------------------------|
| Rec:   | 9 vs. Houston (9/7/24)         |
| Yards: | *152 vs. Fresno State (9/2/23) |
| TDs:   | 3 vs. Temple (8/30/24)         |
| Rush:  | 3 vs. Temple (8/30/24)         |
| Yards: | 18 vs. Tennessee (9/21/24)     |
| TDs:   | N/A                            |

## #82 WR IVAN CARREON

| YEAR          | G-GS       | REC      | YDS       | AVG        | TD       | LONG      |
|---------------|------------|----------|-----------|------------|----------|-----------|
| 2024          | 9-0        | 3        | 17        | 5.6        | 0        | 12        |
| <b>Career</b> | <b>9-0</b> | <b>3</b> | <b>17</b> | <b>5.6</b> | <b>0</b> | <b>12</b> |

### CAREER HIGHS

|        |                                |
|--------|--------------------------------|
| Rec:   | 1 (3x) MR: vs. Maine (11/2/24) |
| Yards: | 12 vs. Texas (10/12/24)        |
| TDs:   | N/A                            |

## #20 LB LEWIS CARTER

| YEAR          | G-GS        | UT        | AT        | TOT       | TFL          | SACKS        | INT        | FF       | FR       | PB       | QBH      |
|---------------|-------------|-----------|-----------|-----------|--------------|--------------|------------|----------|----------|----------|----------|
| 2023          | 13-0        | 2         | 5         | 7         | 0.5-0        | 0.0-0        | 0-0        | 0        | 0        | 0        | 1        |
| 2024          | 11-0        | 15        | 5         | 20        | 2.0-8        | 0.0-0        | 0-0        | 1        | 1        | 0        | 0        |
| <b>Career</b> | <b>24-0</b> | <b>17</b> | <b>10</b> | <b>27</b> | <b>2.5-8</b> | <b>0.0-0</b> | <b>0-0</b> | <b>1</b> | <b>1</b> | <b>0</b> | <b>1</b> |

### CAREER HIGHS

|          |                             |
|----------|-----------------------------|
| Tackles: | 6 vs. Tennessee (9/21/24)   |
| TFL:     | 2.0 vs. Tennessee (9/21/24) |
| Sacks:   | N/A                         |
| INT:     | N/A                         |
| PBU:     | N/A                         |

## #15 DB KENDEL DOLBY

| YEAR          | G-GS        | UT        | AT        | TOT       | TFL           | SACKS         | INT        | FF       | FR       | PB       | QBH      |
|---------------|-------------|-----------|-----------|-----------|---------------|---------------|------------|----------|----------|----------|----------|
| 2023          | 13-3        | 33        | 16        | 49        | 5.0-25        | 2.0-21        | 2-7        | 0        | 0        | 3        | 4        |
| 2024          | 3-3         | 7         | 3         | 10        | 1.0-2         | 1.0-2         | 0-0        | 0        | 0        | 1        | 1        |
| <b>Career</b> | <b>16-6</b> | <b>40</b> | <b>19</b> | <b>59</b> | <b>6.0-27</b> | <b>3.0-23</b> | <b>2-7</b> | <b>0</b> | <b>0</b> | <b>4</b> | <b>5</b> |

### CAREER HIGHS

|          |                                 |
|----------|---------------------------------|
| Tackles: | 8 (2x) MR: vs. TCU (11/24/23)   |
| TFL:     | 2.0 vs. Arizona (12/28/23)      |
| Sacks:   | 2.0 vs. Arizona (12/28/23)      |
| INT:     | 1 (2x) MR: vs. Texas (10/7/23)  |
| PBU:     | 1 (5x) MR: vs. Temple (8/30/24) |

## #40 DL ETHAN DOWNS

| YEAR          | G-GS         | UT        | AT        | TOT        | TFL             | SACKS          | INT         | FF       | FR          | PB       | QBH       |
|---------------|--------------|-----------|-----------|------------|-----------------|----------------|-------------|----------|-------------|----------|-----------|
| 2021          | 13-0         | 9         | 5         | 14         | 3.0-9           | 0.5-3          | 0-0         | 1        | 0-0         | 0        | 2         |
| 2022          | 13-13        | 18        | 20        | 38         | 13.5-53         | 4.5-24         | 0-0         | 0        | 1-12        | 3        | 9         |
| 2023          | 13-12        | 14        | 15        | 29         | 6.5-28          | 4.5-23         | 1-13        | 0        | 0-0         | 0        | 6         |
| 2024          | 10-10        | 17        | 7         | 24         | 8.0-33          | 3.0-22         | 0-0         | 1        | 1-1         | 2        | 1         |
| <b>Career</b> | <b>48-35</b> | <b>58</b> | <b>47</b> | <b>105</b> | <b>31.0-123</b> | <b>12.5-72</b> | <b>1-13</b> | <b>2</b> | <b>2-13</b> | <b>5</b> | <b>18</b> |

### CAREER HIGHS

|          |  |
|----------|--|
| Tackles: | 6 (3x) MR: at Missouri (11/9/24)         |
| TFL:     | 3.0 at West Virginia (11/12/22)          |
| Sacks:   | 2.0 vs. Texas (10/7/23)                  |
| INT:     | 1 at Kansas (10/28/23)                   |
| PBU:     | 1 (5x) MR: vs. South Carolina (10/19/24) |

## #48 P LUKE ELZINGA (\*AT CENTRAL MICHIGAN)

| YEAR  | GP-GS | PUNTS-YDS                 | AVG | LONG | TB | FC | I20 | 50+ | BLK |
|-------|-------|---------------------------|-----|------|----|----|-----|-----|-----|
| 2019* |       | REDSHIRTED — DID NOT PLAY |     |      |    | </ |     |     |     |

**#3 WR JALIL FAROOQ**

| YEAR          | G-GS         | REC       | YDS          | AVG         | TD       | LONG      |
|---------------|--------------|-----------|--------------|-------------|----------|-----------|
| 2021          | 8-0          | 4         | 69           | 17.3        | 0        | 30        |
| 2022          | 13-10        | 37        | 466          | 12.6        | 5        | 41        |
| 2023          | 13-13        | 45        | 694          | 15.4        | 2        | 49        |
| 2024          | 2-2          | 3         | 58           | 19.3        | 0        | 47        |
| <b>Career</b> | <b>36-25</b> | <b>89</b> | <b>1,287</b> | <b>14.4</b> | <b>7</b> | <b>49</b> |

| YEAR          | RUSH      | YDS        | AVG        | TD       | LG        |
|---------------|-----------|------------|------------|----------|-----------|
| 2021          | 0         | 0          | —          | 0        | —         |
| 2022          | 15        | 140        | 9.3        | 0        | 24        |
| 2023          | 17        | 95         | 5.6        | 0        | 22        |
| 2024          | 0         | 0          | —          | 0        | —         |
| <b>Career</b> | <b>32</b> | <b>235</b> | <b>7.3</b> | <b>0</b> | <b>24</b> |

| YEAR          | KR        | YDS        | AVG         | TD       | LG        |
|---------------|-----------|------------|-------------|----------|-----------|
| 2021          | —         | —          | —           | —        | —         |
| 2022          | 12        | 275        | 22.9        | 0        | 47        |
| 2023          | 19        | 422        | 22.2        | 0        | 62        |
| 2024          | —         | —          | —           | —        | —         |
| <b>Career</b> | <b>31</b> | <b>697</b> | <b>22.5</b> | <b>0</b> | <b>62</b> |

**CAREER HIGHS**

Rec: 7 at Oklahoma State (11/4/23)  
 Yards: 130 vs. Texas (10/7/23)  
 TDs: 1 (7x) MR: at Tulsa (9/26/24)  
 Rush: 5 (2x) MR: at Kansas (10/28/23)  
 Yards: 60 vs. Texas (10/8/22)  
 TDs: N/A

**#30 DL TRACE FORD (\*AT OKLAHOMA STATE)**

| YEAR          | G-GS                      | UT        | AT        | TOT       | TFL              | SACKS      | INT         | FF       | FR       | PB        | QBH       |
|---------------|---------------------------|-----------|-----------|-----------|------------------|------------|-------------|----------|----------|-----------|-----------|
| 2019*         | 13-6                      | 20        | 9         | 29        | 4.0-22           | 3.0-21     | 1-5         | 1        | 0        | 5         | 9         |
| 2020*         | 10-9                      | 15        | 7         | 22        | 4.5-35           | 4.5-35     | 0-0         | 2        | 0        | 4         | 4         |
| 2021*         | REDSHIRTED — DID NOT PLAY |           |           |           |                  |            |             |          |          |           |           |
| 2022*         | 9-0                       | 6         | 2         | 8         | 3.0-11           | 1.0-1      | 0-0         | 0        | 0        | 6         | 5         |
| 2023          | 13-1                      | 7         | 11        | 18        | 3.5-7            | 0.0-0      | 1-26        | 0        | 0        | 3         | 4         |
| 2024          | 11-0                      | 10        | 9         | 19        | 4.0-16           | 1.5-7      | 0-0         | 2        | 0        | 1         | 1         |
| <b>Career</b> | <b>56-17</b>              | <b>58</b> | <b>38</b> | <b>96</b> | <b>19.0-91.0</b> | <b>6.4</b> | <b>2-31</b> | <b>5</b> | <b>0</b> | <b>19</b> | <b>23</b> |

**CAREER HIGHS**

Tackles: 5 (2x) MR: at Missouri (11/9/24)  
 TFL: 2.0 (2x) MR: vs. Tennessee (9/21/24)  
 Sacks: \*1.0 (9x [8x]) MR: vs. Tennessee (9/21/24)  
 INT: 1 (2x [1x\*]) MR: at Tulsa (9/16/23)  
 PBU: \*2 (4x [3x\*]) MR: vs. UCF (10/21/23)

**#20 RB SAM FRANKLIN (\*AT UT MARTIN)**

| YEAR          | G-GS         | RUSH       | YDS          | AVG        | TD        | LONG      |
|---------------|--------------|------------|--------------|------------|-----------|-----------|
| 2021*         | 2-0          | 7          | 67           | 9.6        | 1         | 30        |
| 2022*         | 11-2         | 85         | 676          | 8.0        | 8         | 89        |
| 2023*         | 11-11        | 223        | 1386         | 6.2        | 11        | 81        |
| 2024          | 10-0         | 12         | 71           | 5.9        | 0         | 30        |
| <b>Career</b> | <b>34-13</b> | <b>327</b> | <b>2,200</b> | <b>6.7</b> | <b>20</b> | <b>89</b> |

| YEAR          | REC       | YDS        | AVG        | TD       | LG        |
|---------------|-----------|------------|------------|----------|-----------|
| 2021*         | 1         | 2          | 2.0        | 0        | 2         |
| 2022*         | 12        | 55         | 4.6        | 0        | 18        |
| 2023*         | 14        | 117        | 8.4        | 1        | 39        |
| 2024          | 3         | 22         | 7.3        | 0        | 9         |
| <b>Career</b> | <b>30</b> | <b>196</b> | <b>6.5</b> | <b>1</b> | <b>39</b> |

| YEAR          | KR        | YDS        | AVG         | TD       | LG        |
|---------------|-----------|------------|-------------|----------|-----------|
| 2021*         | —         | —          | —           | —        | —         |
| 2022*         | 8         | 160        | 20.0        | 0        | 47        |
| 2023*         | —         | —          | —           | —        | —         |
| 2024          | 4         | 82         | 20.5        | 0        | 24        |
| <b>Career</b> | <b>12</b> | <b>242</b> | <b>20.2</b> | <b>0</b> | <b>47</b> |

**CAREER HIGHS**

Rush: \*32 at North Alabama (9/23/23)  
 Yards: \*259 vs. Missouri State (9/9/23)  
 TDs: \*3 (2x) MR: vs. Missouri State (9/9/23)  
 Rec: \*5 at Tenn. Tech (11/4/23)  
 Yards: \*73 at Tenn. Tech (11/4/23)  
 TD: \*1 at Tenn. Tech (11/4/23)

**#1 WR JAYDEN GIBSON**

| YEAR          | G-GS        | REC       | YDS        | AVG         | TD       | LONG      |
|---------------|-------------|-----------|------------|-------------|----------|-----------|
| 2022          | 9-0         | 1         | 12         | 12.0        | 0        | 12        |
| 2023          | 13-1        | 14        | 375        | 26.8        | 5        | 59        |
| <b>Career</b> | <b>22-1</b> | <b>15</b> | <b>387</b> | <b>25.8</b> | <b>5</b> | <b>59</b> |

**CAREER HIGHS**

Rec: 2 (5x) MR: vs. TCU (11/24/23)  
 Yards: 82 at BYU (11/18/23)  
 TDs: 1 (5x) vs. TCU (11/24/23)

**#56 DL GRACEN HALTON**

| YEAR          | G-GS        | UT        | AT        | TOT       | TFL           | SACKS         | INT        | FF       | FR         | PB       | QBH      |
|---------------|-------------|-----------|-----------|-----------|---------------|---------------|------------|----------|------------|----------|----------|
| 2022          | 10-0        | 2         | 8         | 10        | 1.0-3         | 0.0-0         | 0-0        | 0        | 0          | 0        | 0        |
| 2023          | 11-0        | 5         | 6         | 11        | 3.5-9         | 0.0-0         | 0-0        | 0        | 0          | 0        | 1        |
| 2024          | 11-2        | 12        | 11        | 23        | 5.0-37        | 4.0-32        | 0-0        | 1        | 1-0        | 0        | 3        |
| <b>Career</b> | <b>32-2</b> | <b>19</b> | <b>25</b> | <b>44</b> | <b>9.5-49</b> | <b>4.0-32</b> | <b>0-0</b> | <b>1</b> | <b>1-0</b> | <b>0</b> | <b>4</b> |

**CAREER HIGHS**

Tackles: 4 at Ole Miss (10/26/24)  
 TFL: 2.0 vs. Houston (9/7/24)  
 Sacks: 1.5 (2x) MR: vs. South Carolina (10/19/24)  
 INT: N/A  
 PBU: N/A

**#14 DB JAYDAN HARDY**

| YEAR          | G-GS        | UT       | AT       | TOT      | TFL          | SACKS        | INT         | FF       | FR       | PB       | QBH      |
|---------------|-------------|----------|----------|----------|--------------|--------------|-------------|----------|----------|----------|----------|
| 2024          | 11-0        | 3        | 1        | 4        | 0.0-0        | 0.0-0        | 1-26        | 0        | 0        | 1        | 0        |
| <b>Career</b> | <b>11-0</b> | <b>3</b> | <b>1</b> | <b>4</b> | <b>0.0-0</b> | <b>0.0-0</b> | <b>1-26</b> | <b>0</b> | <b>0</b> | <b>1</b> | <b>0</b> |

**CAREER HIGHS**

Tackles: 2 vs. Maine (11/2/24)  
 TFL: N/A  
 Sacks: N/A  
 INT: 1 vs. Temple (8/30/24)  
 PBU: 1 vs. Maine (11/2/24)

**#9 QB MICHAEL HAWKINS JR.**

| YEAR          | G-GS       | C-A          | PCT         | YDS        | AVG/G       | TD       | INT      | LG        |
|---------------|------------|--------------|-------------|------------|-------------|----------|----------|-----------|
| 2024          | 6-3        | 48-77        | 62.3        | 536        | 89.3        | 1        | 2        | 60        |
| <b>Career</b> | <b>6-3</b> | <b>48-77</b> | <b>62.3</b> | <b>536</b> | <b>89.3</b> | <b>1</b> | <b>2</b> | <b>60</b> |

**CAREER HIGHS**

Comp: 19 vs. Texas (10/12/24)  
 Att: 30 vs. Texas (10/12/24)  
 Pass Yds: 161 at Auburn (9/28/24)  
 Pass TDs: 1 vs. Tennessee (9/21/24)  
 Rush: 20 vs. Texas (10/12/24)  
 Rush Yds: 69 at Auburn (9/28/24)  
 Rush TDs: 1 at Auburn (9/28/24)

**#38 LB OWEN HEINECKE**

| YEAR          | G-GS         | UT       | AT       | TOT      | TFL          | SACKS        | INT        | FF       | FR       | PB       | QBH      |
|---------------|--------------|----------|----------|----------|--------------|--------------|------------|----------|----------|----------|----------|
| 2022          | DID NOT PLAY |          |          |          |              |              |            |          |          |          |          |
| 2023          | 13-0         | 1        | 3        | 4        | 0.0-0        | 0.0-0        | 0-0        | 0        | 0        | 0        | 0        |
| 2024          | 11-0         | 4        | 1        | 5        | 0.0-0        | 0.0-0        | 0-0        | 0        | 0        | 0        | 0        |
| <b>Career</b> | <b>24-0</b>  | <b>5</b> | <b>4</b> | <b>9</b> | <b>0.0-0</b> | <b>0.0-0</b> | <b>0-0</b> | <b>0</b> | <b>0</b> | <b>0</b> | <b>0</b> |

**CAREER HIGHS**

Tackles: 2 vs. Temple (8/30/24)  
 TFL: N/A  
 Sacks: N/A  
 INT: N/A  
 PBU: N/A

**#18 TE KADEN HELMS**

| YEAR          | G-GS                       | REC      | YDS       | AVG        | TD       | LONG     |
|---------------|----------------------------|----------|-----------|------------|----------|----------|
| 2022          | 3-0                        | 1        | 4         | 4.0        | 0        | 4        |
| 2023          | DID NOT PLAY DUE TO INJURY |          |           |            |          |          |
| 2024          | 6-0                        | 1        | 9         | 9.0        | 1        | 9        |
| <b>Career</b> | <b>9-0</b>                 | <b>2</b> | <b>13</b> | <b>6.5</b> | <b>1</b> | <b>9</b> |

**CAREER HIGHS**

Rec: 1 (2x) MR: vs. Maine (11/2/24)  
 Yards: 9 vs. Maine (11/2/24)  
 TDs: 1 vs. Maine (11/2/24)

**#13 WR J.J. HESTER (\*AT MISSOURI)**

| YEAR          | G-GS        | REC       | YDS        | AVG         | TD       | LONG      |
|---------------|-------------|-----------|------------|-------------|----------|-----------|
| 2020*         | REDSHIRTED  |           |            |             |          |           |
| 2021*         | 13-1        | 12        | 225        | 18.5        | 2        | 65        |
| 2022          | 3-0         | 1         | 13         | 13.0        | 0        | 13        |
| 2023          | 6-0         | 0         | 0          | —           | 0        | 0         |
| 2024          | 11-6        | 13        | 265        | 20.4        | 1        | 90        |
| <b>Career</b> | <b>33-7</b> | <b>26</b> | <b>503</b> | <b>19.3</b> | <b>3</b> | <b>90</b> |

**CAREER HIGHS**

Rec: 4 (2x) MR: vs. Maine (11/2/24)  
 Yards: 112 vs. Maine (11/2/24)  
 TDs: 1\* (2x\* [1x]) MR: vs. Maine (11/2/24)

**#0 RB KALIB HICKS**

| YEAR          | G-GS       | RUSH     | YDS       | AVG        | TD       | LONG     |
|---------------|------------|----------|-----------|------------|----------|----------|
| 2023          | 4-0        | 3        | 14        | 4.7        | 1        | 9        |
| 2024          | 5-0        | 2        | 11        | 5.5        | 0        | 7        |
| <b>Career</b> | <b>9-0</b> | <b>5</b> | <b>25</b> | <b>5.0</b> | <b>1</b> | <b>9</b> |

**CAREER HIGHS**

Rush: 3 vs. Arkansas State (9/2/23)  
 Yards: 14 vs. Arkansas State (9/2/23)  
 TDs: 1 vs. Arkansas State (9/2/23)

**#65 DL JAYDEN JACKSON**

| YEAR          | G-GS        | UT       | AT        | TOT       | TFL          | SACKS        | INT        | FF       | FR       | PB       | QBH      |
|---------------|-------------|----------|-----------|-----------|--------------|--------------|------------|----------|----------|----------|----------|
| 2024          | 11-8        | 8        | 18        | 26        | 3.0-8        | 2.0-3        | 0-0        | 0        | 0        | 1        | 0        |
| <b>Career</b> | <b>11-8</b> | <b>8</b> | <b>18</b> | <b>26</b> | <b>3.0-8</b> | <b>2.0-3</b> | <b>0-0</b> | <b>0</b> | <b>0</b> | <b>1</b> | <b>0</b> |

**CAREER HIGHS**

Tackles: 5 vs. Texas (10/12/24)  
 TFL: 1.0 (3x) MR: vs. Alabama (11/23/24)  
 Sacks: 1.0 (2x) MR: at Missouri (11/9/24)  
 INT: N/A  
 PBU: 1 at Ole Miss (10/26/24)

**#19 DB JACOBE JOHNSON**

| YEAR          | G-GS        | UT        | AT       | TOT       | TFL          | SACKS        | INT        | FF       | FR       | PB       | QBH      |
|---------------|-------------|-----------|----------|-----------|--------------|--------------|------------|----------|----------|----------|----------|
| 2023          | 13-0        | 5         | 3        | 8         | 0.5-1        | 0.0-0        | 1-0        | 0        | 0        | 0        | 0        |
| 2024          | 11-2        | 12        | 1        | 13        | 0.0-0        | 0.0-0        | 0-0        | 0        | 0        | 0        | 0        |
| <b>Career</b> | <b>24-2</b> | <b>17</b> | <b>4</b> | <b>21</b> | <b>0.5-1</b> | <b>0.0-0</b> | <b>1-0</b> | <b>0</b> | <b>0</b> | <b>0</b> | <b>0</b> |

**CAREER HIGHS**

Tackles: 4 vs. Temple (8/30/24)  
 TFL: N/A  
 Sacks: N/A  
 INT: 1 vs. West Virginia (11/11/23)  
 PBU: N/A

**#12 DB DEVON JORDAN**

| YEAR          | G-GS        | UT       | AT       | TOT      | TFL          | SACKS        | INT        | FF       | FR       | PB       | QBH      |
|---------------|-------------|----------|----------|----------|--------------|--------------|------------|----------|----------|----------|----------|
| 2024          | 10-0        | 0        | 0        | 0        | 0.0-0        | 0.0-0        | 0-0        | 0        | 0        | 0        | 0        |
| <b>Career</b> | <b>10-0</b> | <b>0</b> | <b>0</b> | <b>0</b> | <b>0.0-0</b> | <b>0.0-0</b> | <b>0-0</b> | <b>0</b> | <b>0</b> | <b>0</b> | <b>0</b> |

| YEAR          | KR       | YDS       | AVG         | TD       | LG        | PR       | YDS       | AVG        | TD       | LG        |
|---------------|----------|-----------|-------------|----------|-----------|----------|-----------|------------|----------|-----------|
| 2024          | 1        | 12        | 12.0        | 0        | 12        | 2        | 16        | 8.0        | 0        | 10        |
| <b>Career</b> | <b>1</b> | <b>12</b> | <b>12.0</b> | <b>0</b> | <b>12</b> | <b>2</b> | <b>16</b> | <b>8.0</b> | <b>0</b> | <b>10</b> |

**CAREER HIGHS**

Tackles: N/A  
 TFL: N/A  
 Sacks: N/A  
 INT: N/A  
 PBU: N/A

**#88 WR JACOB JORDAN**

| YEAR          | G-GS       | REC       | YDS        | AVG         | TD       | LONG      |
|---------------|------------|-----------|------------|-------------|----------|-----------|
| 2024          | 5-0        | 16        | 165        | 10.3        | 1        | 27        |
| <b>Career</b> | <b>5-0</b> | <b>16</b> | <b>165</b> | <b>10.3</b> | <b>1</b> | <b>27</b> |

**CAREER HIGHS**

Rec: 6 (2x) MR: at Ole Miss (10/26/24)  
 Yards: 86 vs. South Carolina (10/19/24)  
 TDs:



#7 WR ZION KEARNEY

Table with 7 columns: YEAR, G-GS, REC, YDS, AVG, TD, LONG. Shows career stats for Zion Kearney.

CAREER HIGHS

Table with 2 columns: Stat, Value. Shows career highs for Zion Kearney.

#98 K TYLER KELTNER (\*AT ETSU; \*AT FLA. STATE)

Table with 10 columns: YEAR, GP-GS, FGM-FGA, PCT, BLK, LONG, PAT, PCT. Shows career stats for K Tyler Keltner.

CAREER HIGHS

Table with 2 columns: Stat, Value. Shows career highs for K Tyler Keltner.

#80 DL BERGIN KYSTAR

Table with 10 columns: YEAR, G-GS, UT AT TOT, TFL, SACKS, INT, FF, FR, PB, QBH. Shows career stats for Bergin Kystar.

CAREER HIGHS

Table with 2 columns: Stat, Value. Shows career highs for Bergin Kystar.

#10 LB KIP LEWIS

Table with 10 columns: YEAR, G-GS, UT AT TOT, TFL, SACKS, INT, FF, FR, PB, QBH. Shows career stats for Kip Lewis.

CAREER HIGHS

Table with 2 columns: Stat, Value. Shows career highs for Kip Lewis.

#31 P ASHTON LOGAN (\*AT COLORADO)

Table with 10 columns: YEAR, GP-GS, PUNTS-YDS, AVG, LONG, TB, FC, I20, 50+, BLK. Shows career stats for Ashton Logan.

CAREER HIGHS

Table with 2 columns: Stat, Value. Shows career highs for Ashton Logan.

#48 DB JOCELYN MALASKA (\*AT UTAH)

Table with 10 columns: YEAR, G-GS, UT AT TOT, TFL, SACKS, INT, FF, FR, PB, QBH. Shows career stats for Jocelyn Malaska.

CAREER HIGHS

Table with 2 columns: Stat, Value. Shows career highs for Jocelyn Malaska.

#4 DB DEZ MALONE (\*AT SAN DIEGO STATE)

Table with 13 columns: YEAR, G-GS, UT AT TOT, TFL, SACKS, INT, FF, FR, PB, QBH. Shows career stats for Dez Malone.

CAREER HIGHS

Table with 2 columns: Stat, Value. Shows career highs for Dez Malone.

#1 LB DASAN McCULLOUGH (\*AT INDIANA)

Table with 13 columns: YEAR, G-GS, UT AT TOT, TFL, SACKS, INT, FF, FR, PB, QBH. Shows career stats for Dasan McCullough.

CAREER HIGHS

Table with 2 columns: Stat, Value. Shows career highs for Dasan McCullough.

#86 TE KADE McINTYRE

Table with 7 columns: YEAR, G-GS, REC, YDS, AVG, TD, LONG. Shows career stats for Kade McIntyre.

CAREER HIGHS

Table with 2 columns: Stat, Value. Shows career highs for Kade McIntyre.

#11 LB KOBIE MCKINZIE

Table with 13 columns: YEAR, G-GS, UT AT TOT, TFL, SACKS, INT, FF, FR, PB, QBH. Shows career stats for Kobe McKinzie.

CAREER HIGHS

Table with 2 columns: Stat, Value. Shows career highs for Kobe McKinzie.

#23 RB EMEKA MEGWA (\*AT WASHINGTON)

Table with 7 columns: YEAR, G-GS, RUSH, YDS, AVG, TD, LONG. Shows career stats for Emeka Megwa.

CAREER HIGHS

Table with 2 columns: Stat, Value. Shows career highs for Emeka Megwa.

#47 LB JAMES NESTA

Table with 13 columns: YEAR, G-GS, UT AT TOT, TFL, SACKS, INT, FF, FR, PB, QBH. Shows career stats for James Nesta.

CAREER HIGHS

Table with 2 columns: Stat, Value. Shows career highs for James Nesta.

#21 DB JEREMIAH NEWCOMBE

Table with 13 columns: YEAR, G-GS, UT AT TOT, TFL, SACKS, INT, FF, FR, PB, QBH. Shows career stats for Jeremiah Newcombe.

CAREER HIGHS

Table with 2 columns: Stat, Value. Shows career highs for Jeremiah Newcombe.

#16 LB DANNY OKOYE

Table with 13 columns: YEAR, G-GS, UT AT TOT, TFL, SACKS, INT, FF, FR, PB, QBH. Shows career stats for Danny Okoye.

CAREER HIGHS

Table with 2 columns: Stat, Value. Shows career highs for Danny Okoye.

#24 LB SAMMY OMOSIGHO

Table with 13 columns: YEAR, G-GS, UT AT TOT, TFL, SACKS, INT, FF, FR, PB, QBH. Shows career stats for Sammy Omosigho.

CAREER HIGHS

Table with 2 columns: Stat, Value. Shows career highs for Sammy Omosigho.

#17 WR JAQUAIZE PETTAWAY

Table with 10 columns: YEAR, G-GS, REC, YDS, AVG, TD, LONG. Shows career stats for Jaquai Pettaway.

CAREER HIGHS

Table with 2 columns: Stat, Value. Shows career highs for Jaquai Pettaway.

CAREER HIGHS

Table with 2 columns: Stat, Value. Shows career highs for Jaquai Pettaway.

#36 P JOSH PASTER

Table with 10 columns: YEAR, GP-GS, PUNTS-YDS, AVG, LONG, TB, FC, I20, 50+, BLK. Shows career stats for Josh Paster.

CAREER HIGHS

Table with 2 columns: Stat, Value. Shows career highs for Josh Paster.

#13 DB REGGIE POWERS III

Table with 13 columns: YEAR, G-GS, UT AT TOT, TFL, SACKS, INT, FF, FR, PB, QBH. Shows career stats for Reggie Powers III.

CAREER HIGHS

Table with 2 columns: Stat, Value. Shows career highs for Reggie Powers III.



**#15 WR BRENNEN THOMPSON (\*AT TEXAS)**

| YEAR          | G-GS         | REC       | YDS        | AVG         | TD       | LONG      |
|---------------|--------------|-----------|------------|-------------|----------|-----------|
| 2022*         | 9-0          | 1         | 32         | 32.0        | 0        | 32        |
| 2023          | 6-0          | 7         | 241        | 34.4        | 2        | 63        |
| 2024          | 11-10        | 19        | 230        | 12.1        | 2        | 54        |
| <b>Career</b> | <b>26-10</b> | <b>27</b> | <b>503</b> | <b>18.6</b> | <b>4</b> | <b>63</b> |

**CAREER HIGHS**

Rec: 4 vs. Temple (8/30/24)  
 Yards: 83 vs. Arizona (12/28/23)  
 TDs: 1 (4x) MR: vs. South Carolina (10/19/24)

**#16 QB CASEY THOMPSON (-AT TEXAS; \*AT NEBRASKA; \*AT FAU)**

| YEAR          | G-GS         | C-A            | PCT         | YDS          | AVG/G        | TD        | INT       | LG                        |
|---------------|--------------|----------------|-------------|--------------|--------------|-----------|-----------|---------------------------|
| 2018-         |              |                |             |              |              |           |           | REDSHIRTED — DID NOT PLAY |
| 2019-         | 4-0          | 8-12           | 66.7        | 84           | 21.0         | 0         | 0         | 37                        |
| 2020-         | 3-0          | 12-17          | 70.6        | 225          | 75.0         | 6         | 0         | 73                        |
| 2021-         | 12-10        | 165-261        | 63.2        | 2,113        | 176.1        | 24        | 9         | 75                        |
| 2022*         | 12-10        | 173-274        | 63.1        | 2,407        | 200.6        | 17        | 10        | 87                        |
| 2023*         | 3-3          | 50-79          | 63.3        | 509          | 169.7        | 5         | 5         | 72                        |
| 2024          | 1-0          | 0-0            | —           | 0            | —            | 0         | 0         | —                         |
| <b>Career</b> | <b>35-23</b> | <b>408-643</b> | <b>63.5</b> | <b>5,338</b> | <b>157.0</b> | <b>52</b> | <b>24</b> | <b>75</b>                 |

| YEAR          | RUSH       | YDS        | AVG        | TD        | LG        |
|---------------|------------|------------|------------|-----------|-----------|
| 2018-         |            |            |            |           |           |
| 2019-         | 7          | 15         | 2.1        | 1         | 9         |
| 2020-         | 8          | 31         | 3.9        | 0         | 22        |
| 2021-         | 55         | 157        | 2.9        | 4         | 41        |
| 2022*         | 56         | -21        | -0.4       | 5         | 31        |
| 2023*         | 10         | 2          | 0.2        | 0         | 14        |
| 2024          | 0          | 0          | 0.0        | 0         | 0         |
| <b>Career</b> | <b>136</b> | <b>184</b> | <b>1.4</b> | <b>10</b> | <b>41</b> |

**CAREER HIGHS**

Comp: \*30 vs. Kansas (11/13/21)  
 Att: \*43 vs. Kansas (11/13/21)  
 Pass Yds: \*388 vs. Oklahoma (10/9/21)  
 Pass TDs: -5 vs. Monmouth (9/2/23)  
 Rush: ^11 vs. Wisconsin (11/19/22)  
 Rush Yds: \*44 at Arkansas (9/11/21)  
 Rush TDs: ^3 vs. Georgia Southern (9/10/22)

**#8 DB MAKARI VICKERS**

| YEAR          | G-GS        | UT       | AT TOT   | TFL      | SACKS        | INT          | FF         | FR       | PB       | QBH      |
|---------------|-------------|----------|----------|----------|--------------|--------------|------------|----------|----------|----------|
| 2023          | 8-0         | 4        | 4        | 8        | 0.0-0        | 0.0-0        | 0-0        | 0        | 0        | 1        |
| 2024          | 4-0         | 1        | 0        | 1        | 0.0-0        | 0.0-0        | 0-0        | 0        | 0        | 0        |
| <b>Career</b> | <b>12-0</b> | <b>5</b> | <b>4</b> | <b>9</b> | <b>0.0-0</b> | <b>0.0-0</b> | <b>0-0</b> | <b>0</b> | <b>0</b> | <b>1</b> |

**CAREER HIGHS**

Tackles: 2 (2x) MR: vs. Iowa State (9/30/23)  
 TFL: N/A  
 Sacks: N/A  
 INT: N/A  
 PBU: 1 at Tulsa (9/16/23)

**#26 DB KANI WALKER (\*AT LOUISVILLE)**

| YEAR          | G-GS         | UT        | AT TOT    | TFL       | SACKS        | INT          | FF          | FR       | PB       | QBH       |
|---------------|--------------|-----------|-----------|-----------|--------------|--------------|-------------|----------|----------|-----------|
| 2021*         | 4-0          | 0         | 0         | 0         | 0.0-0        | 0.0-0        | 0-0         | 0        | 0        | 0         |
| 2022          | 6-0          | 2         | 1         | 3         | 1.5-1        | 0.0-0        | 0-0         | 0        | 0        | 0         |
| 2023          | 10-3         | 13        | 11        | 24        | 0.0-0        | 0.0-0        | 1-0         | 1        | 1        | 4         |
| 2024          | 11-9         | 18        | 6         | 24        | 2.0-4        | 0.0-0        | 1-10        | 0        | 0        | 6         |
| <b>Career</b> | <b>31-12</b> | <b>33</b> | <b>18</b> | <b>51</b> | <b>3.5-5</b> | <b>0.0-0</b> | <b>2-10</b> | <b>1</b> | <b>1</b> | <b>10</b> |

**CAREER HIGHS**

Tackles: 5 (3x) MR: vs. Tennessee (9/21/24)  
 TFL: 1.0 (2x) MR: vs. Alabama (11/23/24)  
 Sacks: N/A  
 INT: 1 (2x) MR: vs. Temple (8/30/24)  
 PBU: 2 (2x) MR: vs. Tulane (9/14/24)

**#5 DB WOODI WASHINGTON**

| YEAR          | G-GS         | UT         | AT TOT    | TFL        | SACKS        | INT          | FF          | FR       | PB       | QBH       |
|---------------|--------------|------------|-----------|------------|--------------|--------------|-------------|----------|----------|-----------|
| 2019          | 4-0          | 5          | 10        | 15         | 0.0-0        | 0.0-0        | 0-0         | 0        | 0        | 0         |
| 2020          | 10-5         | 32         | 13        | 45         | 0.0-0        | 0.0-0        | 2-0         | 0        | 0        | 4         |
| 2021          | 6-5          | 20         | 7         | 27         | 0.0-0        | 0.0-0        | 2-32        | 0        | 0        | 2         |
| 2022          | 13-13        | 42         | 25        | 67         | 1.0-1        | 0.0-0        | 1-0         | 1        | 0        | 6         |
| 2023          | 13-13        | 30         | 18        | 48         | 2.5-5        | 0.0-0        | 0-0         | 0        | 0        | 7         |
| 2024          | 10-4         | 9          | 11        | 20         | 0.0-0        | 0.0-0        | 1-9         | 0        | 0        | 0         |
| <b>Career</b> | <b>56-40</b> | <b>140</b> | <b>84</b> | <b>222</b> | <b>3.5-6</b> | <b>0.0-0</b> | <b>6-41</b> | <b>1</b> | <b>0</b> | <b>19</b> |

**CAREER HIGHS**

Tackles: 10 vs. LSU (12/28/19)  
 TFL: 1.0 (2x) MR: vs. Arizona (12/28/23)  
 Sacks: N/A  
 INT: 2 at Okla. State (11/27/21)  
 PBU: 2 vs. TCU (11/24/23)

**#52 DL DAMONIC WILLIAMS (\*AT TCU)**

| YEAR          | G-GS         | UT        | AT TOT    | TFL       | SACKS          | INT           | FF       | FR       | PB       | QBH      |
|---------------|--------------|-----------|-----------|-----------|----------------|---------------|----------|----------|----------|----------|
| 2022*         | 15-15        | 12        | 15        | 27        | 4.5-14         | 1.5-8         | 0        | 1        | 0        | 0        |
| 2023*         | 12-12        | 14        | 19        | 33        | 5.0-23         | 3.0-20        | 0        | 0        | 0        | 2        |
| 2024          | 11-11        | 12        | 17        | 29        | 4.0-12         | 1.0-5         | 0        | 1        | 0        | 2        |
| <b>Career</b> | <b>38-38</b> | <b>38</b> | <b>51</b> | <b>89</b> | <b>13.5-49</b> | <b>5.5-33</b> | <b>0</b> | <b>2</b> | <b>0</b> | <b>4</b> |

**CAREER HIGHS**

Tackles: \*7 at Texas Tech (11/2/23)  
 TFL: \*1.5 (2x [1x]) MR: at Missouri (11/9/24)  
 Sacks: 1.0 (5x) MR: vs. Houston (9/7/24)  
 INT: N/A  
 PBU: N/A

**#9 DB GENTRY WILLIAMS**

| YEAR          | G-GS         | UT        | AT TOT    | TFL       | SACKS         | INT          | FF          | FR       | PB       | QBH      |
|---------------|--------------|-----------|-----------|-----------|---------------|--------------|-------------|----------|----------|----------|
| 2022          | 12-0         | 3         | 4         | 7         | 0.0-0         | 0.0-0        | 1-0         | 0        | 0        | 0        |
| 2023          | 10-10        | 21        | 9         | 30        | 4.0-17        | 0.0-0        | 3-13        | 0        | 1        | 0        |
| 2024          | 2-0          | 0         | 0         | 0         | 0.0-0         | 0.0-0        | 0-0         | 0        | 0        | 0        |
| <b>Career</b> | <b>24-10</b> | <b>24</b> | <b>13</b> | <b>37</b> | <b>4.0-17</b> | <b>0.0-0</b> | <b>4-13</b> | <b>0</b> | <b>1</b> | <b>0</b> |

**CAREER HIGHS**

Tackles: 7 vs. TCU (11/24/23)  
 TFL: 1.0 (4x) MR: vs. Iowa State (9/30/23)  
 Sacks: N/A  
 INT: 1 (3x) MR: vs. Iowa State (9/30/23)  
 PBU: 1 vs. UCF (10/21/23)

**#44 DL TAYLOR WEIN**

| YEAR          | G-GS        | UT       | AT TOT   | TFL      | SACKS        | INT          | FF         | FR       | PB       | QBH      |
|---------------|-------------|----------|----------|----------|--------------|--------------|------------|----------|----------|----------|
| 2024          | 10-0        | 0        | 2        | 2        | 0.0-0        | 0.0-0        | 0-0        | 0        | 0        | 0        |
| <b>Career</b> | <b>10-0</b> | <b>0</b> | <b>2</b> | <b>2</b> | <b>0.0-0</b> | <b>0.0-0</b> | <b>0-0</b> | <b>0</b> | <b>0</b> | <b>0</b> |

**CAREER HIGHS**

Tackles: 2 vs. Maine (11/2/24)  
 TFL: N/A  
 Sacks: N/A  
 INT: N/A  
 PBU: N/A

**#90 DL CAIDEN WOULLARD (\*AT MIAMI [OH])**

| YEAR          | G-GS         | UT        | AT TOT    | TFL       | SACKS           | INT            | FF         | FR       | PB       | QBH      |
|---------------|--------------|-----------|-----------|-----------|-----------------|----------------|------------|----------|----------|----------|
| 2021*         | 11-0         | 2         | 3         | 5         | 0.5-3           | 0.5-3          | 0-0        | 0        | 0        | 1        |
| 2022*         | 13-12        | 14        | 15        | 29        | 5.0-37          | 4.0-31         | 0-0        | 1        | 0        | 3        |
| 2023*         | 14-14        | 19        | 22        | 41        | 12.0-66         | 9.5-58         | 0-0        | 2        | 0        | 1        |
| 2024          | 11-1         | 4         | 9         | 13        | 2.5-6           | 1.5-4          | 0-0        | 0        | 0        | 1        |
| <b>Career</b> | <b>49-27</b> | <b>39</b> | <b>49</b> | <b>87</b> | <b>20.0-112</b> | <b>15.5-96</b> | <b>0-0</b> | <b>3</b> | <b>0</b> | <b>6</b> |

**CAREER HIGHS**

Tackles: \*7 at Western Michigan (10/14/23)  
 TFL: \*2.0 (2x) MR at W. Michigan (10/14/23)  
 Sacks: \*2.0 (2x) MR at W. Michigan (10/14/23)  
 INT: N/A  
 PBU: \*1 (5x\* [1x]) MR: at Auburn (9/28/24)

# THE LAST TIME...

## INDIVIDUAL

### Rushed 30 times

OU: 37, Samaje Perine vs. Oklahoma State (12/3/16)  
Opp.: 33, Ollie Gordon, Oklahoma State (11/4/23)

### Rushed 40 times

OU: 55, Steve Owens at Oklahoma State (11/29/69)  
Opp.: 40, Ricky Williams, Texas (10/11/97)

### Rushed 50 times

OU: 55, Steve Owens at Oklahoma State (11/29/69)  
Opp.: Has not happened since at least 1996

### Rushed for 100 yards

OU: 131, Jackson Arnold; 107, Xavier Robinson vs. Alabama (11/23/24)  
Opp.: 118, Quintrevion Wisner, Texas (10/12/24)

### Quarterback rushed for 100 yards

OU: 131, Jackson Arnold vs. Alabama (11/23/24)  
Opp.: 119, Garrett Greene, West Virginia (11/12/22)

### Rushed for 200 yards

OU: 203, Jovantae Barnes vs. Maine (11/2/24)  
Opp.: 252, Pooka Williams, Kansas (11/17/18)

### Rushed for 300 yards

OU: 427, Samaje Perine vs. Kansas (11/22/14)  
Opp.: 331, Justin Crawford, West Virginia (11/19/16)

### Rushed for 400 yards

OU: 427, Samaje Perine vs. Kansas (11/22/14)  
Opp.: Never

### Two 100-yard rushers

OU: 131, Jackson Arnold; 107, Xavier Robinson vs. Alabama (11/23/24)  
Opp.: 136, Kendre Miller and 116, Max Duggan, TCU (10/1/22)

### Three 100-yard rushers

OU: 146, Trevor Knight, 144, Alex Ross & 110, Samaje Perine at Iowa State (11/1/14)  
Opp.: Never

### Had a 70-yard run from scrimmage

OU: 74, Jovantae Barnes vs. Maine (11/2/24)  
Opp.: 75, Sony Michel, Georgia (1/1/18)

### Had an 80-yard run from scrimmage

OU: 86, Kennedy Brooks vs. Kansas State (10/27/18)  
Opp.: 81, D'Onta Foreman, Texas (10/10/15)

### Had a 90-yard run from scrimmage

OU: 99, Abdul Adams at Baylor (9/23/17)  
Opp.: 99, Eric Vann, Kansas (10/4/97)

### Rushed for three touchdowns

OU: 3, Jovantae Barnes vs. Maine (11/2/24)  
Opp.: 4, Adrian Martinez, Kansas State (9/24/22)

### Rushed for four touchdowns

OU: 4, Rodney Anderson vs. West Virginia (11/25/17)  
Opp.: 4, Adrian Martinez, Kansas State (9/24/22)

### Rushed for five touchdowns

OU: 5, Samaje Perine vs. Kansas (11/22/14)  
Opp.: Never

### Rushed for six touchdowns

OU: 6, Quentin Griffin vs. Texas (10/7/00)  
Opp.: Never

### Passed for 300 yards

OU: 361, Jackson Arnold vs. Arizona (12/28/23)  
Opp.: 311, Jaxson Dart, Ole Miss (10/26/24)

### Passed for 400 yards

OU: 400, Dillon Gabriel vs. TCU (11/24/23)  
Opp.: 418, Jordan Travis, Florida State (12/29/22)

### Passed for 500 yards

OU: 598, Baker Mayfield at Oklahoma State (11/4/17)  
Opp.: 539, Will Grier, West Virginia (11/23/18)

### Attempted 40 passes

OU: 45, Jackson Arnold vs. Arizona (12/28/23)  
Opp.: 58, Josh Hoover, TCU (11/24/23)

### Attempted 50 passes

OU: 71, Landry Jones vs. Oklahoma State (11/24/12)  
Opp.: 58, Josh Hoover, TCU (11/24/23)

### Attempted 60 passes

OU: 71, Landry Jones vs. Oklahoma State (11/24/12)  
Opp.: 67, Spencer Sanders, Oklahoma State (11/19/22)

### Threw three touchdown passes

OU: 4, Jackson Arnold vs. Temple (8/30/24)  
Opp.: 3, Drew Pyne, Missouri (11/9/24)

### Threw four touchdown passes

OU: 4, Jackson Arnold vs. Temple (8/30/24)  
Opp.: 4, Josh Hoover, TCU (11/24/23)

### Threw five touchdown passes

OU: 5, Dillon Gabriel vs. West Virginia (11/11/23)  
Opp.: 5, Casey Thompson, Texas (10/9/21)

### Threw six touchdown passes

OU: 6, Dillon Gabriel at Texas Tech (11/26/22)  
Opp.: 7, Joe Burrow, LSU (12/28/19)

### Non-quarterback touchdown pass

OU: 18 yards, Taylor Tatum to Jackson Arnold at Missouri (11/9/24)  
Opp.: 9 yards, Pooka Williams to Jeremiah Booker, Kansas (11/17/18)

### Caught 10 passes

OU: 12, Drake Stoops vs. TCU (11/24/23)  
Opp.: 10, Tetairoa McMillan, Arizona (12/28/23)

### Had 100 yards receiving

OU: 112, J.J. Hester vs. Maine (11/2/24)  
Opp.: 160, Tetairoa McMillan; 152, Jacob Cowing, Arizona (12/28/23)

### Two 100-yard receivers

OU: 164, Drake Stoops; 119, Nic Anderson vs. West Virginia (11/11/23)  
Opp.: 160, Tetairoa McMillan; 152, Jacob Cowing, Arizona (12/28/23)

### Three 100-yard receivers

OU: 126, Jalil Farooq; 120, Nic Anderson; 112, Andre Anthony at Tulsa (9/16/23)  
Opp.: Has not happened since at least 1996

### Had 150 yards receiving

OU: 164, Drake Stoops vs. West Virginia (11/11/23)  
Opp.: 160, Tetairoa McMillan; 152, Jacob Cowing, Arizona (12/28/23)

### Had 200 yards receiving

OU: 243, Marquise Brown at West Virginia (11/23/18)  
Opp.: 202, Johnny Wilson, Florida State (12/29/22)

### Had a 70-yard pass completion

OU: 90, Jackson Arnold to J.J. Hester vs. Maine (11/2/24)  
Opp.: 86, John Rhys-Plumlee to Javon Baker, UCF (10/21/23)

### Had an 80-yard pass completion

OU: 90, Jackson Arnold to J.J. Hester vs. Maine (11/2/24)  
Opp.: 86, John Rhys-Plumlee to Javon Baker, UCF (10/21/23)

### Had a 90-yard pass completion

OU: 90, Jackson Arnold to J.J. Hester vs. Maine (11/2/24)  
Opp.: 90, Jake Waters to Tyler Lockett, Kansas State (11/23/13)

### Caught two touchdown passes

OU: 3, Deion Burks vs. Temple (8/30/24)  
Opp.: 2, Theo Wease, Missouri (11/9/24)

### Caught three touchdown passes

OU: 3, Deion Burks vs. Temple (8/30/24)  
Opp.: 3, Quentin Johnston, TCU (10/16/21)

### Caught four touchdown passes

OU: 4, Kenny Stills at West Virginia (11/17/12)  
Opp.: 4, Justin Jefferson, LSU (12/28/19)

### 100-yard rusher and 100-yard receiver

OU: 203 (rush), Jovantae Barnes; 112 (rec.), J.J. Hester vs. Maine (11/2/24)  
Opp.: 137 (rush), Ollie Gordon; 136 (rec.), Rashod Owens, Oklahoma State (11/4/23)

### 100-yard rusher and 100-yard receiver (same player)

OU: 151 (rush) and 139 (rec.) Rodney Anderson vs. TCU (11/11/17)  
Opp.: Has not happened since at least 1996

### 150-yard rusher and 150-yard receiver

OU: 162 (rec.), Marvin Mims; 163 (rush) Eric Gray at Texas Tech (11/26/22)  
Opp.: 161 (rush), Zack Langer, 189 (rec.), Keyarris Garrett, Tulsa (9/19/15)

### 200-yard rusher and 200-yard receiver

OU: 263 (rush), Joe Mixon, 202 (rec.), Dede Westbrook at Texas Tech (10/22/16)  
Opp.: 344 (rush), Tavon Austin, 205 (rec.), Stedman Bailey, West Virginia (11/17/12)

### 100 yards receiving and 100 yards in kickoff returns (same player)

OU: 126 (rec.) and 105 (KR), Jalil Farooq at Tulsa (9/16/23)  
Opp.: 278 (rec.) and 162 (KR), Tyler Lockett, Kansas State (11/23/13)

### Returned a punt for a touchdown

OU: 82, Gavin Freeman vs. Arkansas State (9/2/23)  
Opp.: 92, Tyreek Hill, Oklahoma State (12/6/14)

### Returned a kickoff for a touchdown

OU: 97, Joe Mixon vs. Ohio State (9/17/16)  
Opp.: 100, Brennan Presley, Oklahoma State (11/27/21)

### Returned an interception for a touchdown

OU: 49, Kip Lewis vs. Alabama (11/23/24)  
Opp.: 65, Nick Emmanwori, South Carolina (10/19/24)

### Returned a fumble for a touchdown

OU: 43, Billy Bowman Jr. at Missouri (11/9/24)  
Opp.: 17, Zion Young, Missouri (11/9/24)

### Returned a blocked field goal for a touchdown

OU: 48, Darryl Bright vs. Texas Tech (11/21/98)  
Opp.: Under research

### Returned a blocked punt for a touchdown

OU: 0, Austin Stogner vs. West Virginia (10/19/19)  
Opp.: 24, Nathan Jeffery, UTEP (9/1/12)

### Had 10 tackles

OU: 19, Danny Stutsman at Missouri (11/9/24)  
Opp.: 12, Jihaad Campbell; 11, Bray Hubbard; 10, Malachi Moore, Alabama (11/23/24)

**Had 15 tackles**

OU: 19, Danny Stutsman at Missouri (11/9/24)  
Opp.: 15, Dillon Doyle, Baylor (11/5/22)

**Had 20 tackles**

OU: 28, Kenneth Murray; 23, Curtis Bolton vs. Army (9/22/18)  
Opp.: 21, Jalen Reeves-Maybin, Tennessee (9/12/15)

**Had multiple interceptions**

OU: 2, Woodi Washington at Oklahoma State (11/27/21)  
Opp.: 2, Nick Emmanwori, South Carolina (10/19/24)

**Had at least 2.0 sacks**

OU: 2.0, R Mason Thomas at Auburn (9/28/24)  
Opp.: 4.0, Suntarine Perkins; 2.0, JJ Pegues; 2.0 Princely Umanmielen, Ole Miss (10/26/24)

**Blocked a punt**

OU: Peyton Bowen vs. Iowa State (9/30/23)  
Opp.: Kitan Crawford, Texas (10/7/23)

**Blocked a field goal**

OU: Perrion Winfrey vs. Texas (10/10/20)  
Opp.: Lorenzo Carter, Georgia (1/1/18)

**Blocked an extra point attempt**

OU: Isaiah Coe vs. Nebraska (9/18/21)  
Opp.: Team, Kansas (11/17/18)

**Recorded a safety**

OU: Gracen Halton vs. Houston (9/7/24)  
Opp.: Jayson Jenkins, Tennessee (9/21/24)

**Made three field goals**

OU: 3, Zach Schmit at Missouri (11/9/24)  
Opp.: 3, Max Gilbert, Tennessee (9/21/24)

**Made a 50-yard field goal**

OU: 56, Zach Schmit at Missouri (11/9/24)  
Opp.: 54, Carter Brown, Cincinnati (9/23/23)

**Had a 70-yard punt**

OU: 85, Michael Turk vs. Texas (10/9/21)  
Opp.: 78, Will Karoll, Tulane (9/14/24)

**Converted a two-point PAT**

OU: Michael Hawkins Jr. rush at Auburn (9/28/24)  
Opp.: Maurice Brown rush, South Carolina (10/19/24)

**Returned a blocked/failed PAT for a two-point conversion:**

OU: Billy Bowman at West Virginia (11/12/22) [fumbled kick snap]  
Opp.: Quandre Diggs, Texas (10/13/12)

**Returned a two-point PAT attempt for a two-point conversion:**

OU: Robert Barnes at Texas Tech (11/3/18)  
Opp.: N/A

**TEAM****Scored 40 points**

OU: 59-14, vs. Maine (11/2/24)  
Opp: 45-69, TCU (11/24/23)

**Scored 50 points**

OU: 51-3, vs. Temple (8/30/24)  
Opp: 51-48, Texas Tech (11/26/22)

**Scored 60 points**

OU: 69-45, vs. TCU (11/24/23)  
Opp: 63-28, LSU (12/28/19)

**Scored 70 points**

OU: 73-0, Arkansas State (9/2/23)  
Opp.: 73-21, Nebraska (11/2/96)

**Posted a shutout**

OU: 73-0, Arkansas State (9/2/23)  
Opp.: 49-0, vs. Texas (10/8/22)

**Rushed for 200 yards**

OU: 257, vs. Alabama (11/23/24)  
Opp.: 225, Kansas (10/28/23)

**Rushed for 300 yards**

OU: 381, vs. Maine (11/2/24)  
Opp.: 361, TCU (10/1/22)

**Rushed for 400 yards**

OU: 435, vs. Florida (12/30/20)  
Opp.: 458 at West Virginia (11/17/12)

**Rushed for 500 yards**

OU: 510, Kansas (11/22/14)  
Opp.: Never

**Rushed for 600 yards**

OU: 768 vs. Kansas State (10/15/88)  
Opp.: Never

**Rushed for 700 yards**

OU: 768 vs. Kansas State (10/15/88)  
Opp.: Never

**Rushed for less than 100 yards**

OU: 53, vs. South Carolina (10/19/24)  
Opp.: 70, Alabama (11/23/24)

**Rushed for five touchdowns**

OU: 6, vs. Maine (11/2/24)  
Opp.: 5, Baylor (11/5/22)

**Rushed for six touchdowns**

OU: 6, vs. Maine (11/2/24)  
Opp.: 6, Kansas State (10/26/19)

**Rushed for seven touchdowns**

OU: 7, Texas Tech (10/24/15)  
Opp.: 8, Nebraska (11/1/97)

**Rushed for eight touchdowns**

OU: 8, Florida A&M (9/8/12)  
Opp.: 8, Nebraska (11/1/97)

**Passed for 300 yards**

OU: 361, vs. Arizona (12/28/23)  
Opp.: 311, Ole Miss (10/26/24)

**Passed for 400 yards**

OU: 400, vs. TCU (11/24/23)  
Opp.: 418, Florida State (12/29/22)

**Passed for 500 yards**

OU: 598, at Oklahoma State (11/4/17)  
Opp.: 532, LSU (12/28/19)

**Passed for less than 100 yards**

OU: 68, vs. Alabama (11/23/24)  
Opp.: 65, TCU (11/23/19)

**Passed for five touchdowns**

OU: 5, West Virginia (11/11/23)  
Opp.: 5, Texas (10/9/21)

**Passed for six touchdowns**

OU: 6, at Texas Tech (11/26/22)  
Opp.: 7, LSU (12/28/19)

**Gained 500 yards total offense**

OU: 665, vs. Maine (11/2/24)  
Opp.: 520, TCU (11/24/23)

**Gained 600 yards total offense**

OU: 665, vs. Maine (11/2/24)  
Opp.: 668, TCU (10/1/22)

**Gained 700 yards total offense**

OU: 701, vs. Kansas (10/15/22)  
Opp.: 704, West Virginia (11/23/18)

**Gained 800 yards total offense**

OU: 854, at Texas Tech (10/22/16)  
Opp.: 854, Texas Tech (10/22/16)

**Held under 100 total yards**

OU: 83, vs. Navy (10/2/65)  
Opp.: 44 vs. Idaho State (9/12/09)

**Held under 200 total yards**

OU: 195, vs. Texas (10/8/22)  
Opp.: 197, Temple (8/30/24)

**Had 3 interceptions**

OU: 3, vs. Alabama (11/23/24)  
Opp.: 3, Arizona (12/28/23)

**Had 4 interceptions**

OU: 4, vs. Oklahoma State (11/19/22)  
Opp.: 4, Texas (10/12/02)

**Had 5 or more interceptions**

OU: 5, at Tulsa (9/16/23)  
Opp.: 5, Nebraska (11/7/09)

**Had 15 or more tackles for loss**

OU: 15.0, at Tulsa (9/16/23)  
Opp.: N/A

# BEST OF THE 2000s

## INDIVIDUAL

### OFFENSE

#### Rushing Yards

427, Samaje Perine vs. Kansas (11/22/14)\*  
263, Joe Mixon at Texas Tech (10/22/16)  
249, Adrian Peterson at Oklahoma State (10/30/04)  
248, Quentin Griffin vs. Texas (10/12/02)  
242, Samaje Perine at West Virginia (9/20/14)

#### Rushing Attempts

37, Samaje Perine vs. Oklahoma State (12/3/16)  
36, Adrian Peterson at Kansas State (10/16/04)  
35, Samaje Perine vs. Texas (10/8/16)  
35, DeMarco Murray vs. Utah State (9/4/10)  
35, Allen Patrick at Missouri (10/28/06)  
35, Allen Patrick vs. Colorado (10/21/06)

#### Rushing Touchdowns

6, Quentin Griffin vs. Texas (10/7/00)\*  
5, Samaje Perine vs. Kansas (11/22/14)  
5, DeMarco Murray vs. North Texas (9/1/07)  
4, Done 8 times, MR:  
Rodney Anderson vs. West Virginia (11/25/17)

#### Passing Yards

598, Baker Mayfield at Oklahoma State (11/4/17)\*  
554, Landry Jones at West Virginia (11/17/12)  
545, Baker Mayfield at Texas Tech (10/22/16)  
505, Landry Jones at Kansas State (10/29/11)  
500, Landry Jones vs. Oklahoma State (11/24/12)

#### Pass Completions

46, Landry Jones vs. Oklahoma State (11/24/12)\*  
38, Landry Jones at West Virginia (11/17/12)  
37, Landry Jones at Oklahoma State (11/27/10)  
36, Done 5 times, MR: Landry Jones at Baylor (11/19/11)

#### Pass Attempts

71, Landry Jones vs. Oklahoma State (11/24/12)\*  
62, Landry Jones at Oklahoma State (11/27/10)  
59, Landry Jones at Texas A&M (11/6/10)  
58, Landry Jones at Nebraska (11/7/09)  
55, Landry Jones vs. Texas Tech (10/22/11)

#### Passing Touchdowns

7, Baker Mayfield at Texas Tech (10/22/16)\*  
6, Dillon Gabriel at Texas Tech (11/26/22)  
6, Caleb Williams vs. Texas Tech (10/30/21)  
6, Kyler Murray vs. Baylor (9/29/18)  
6, Landry Jones at West Virginia (11/17/12)  
6, Landry Jones vs. Tulsa (9/19/09)  
5, Done 21 times, MR: Dillon Gabriel vs. W. Virginia (11/11/23)

#### Receptions

15, Sterling Shepard vs. Kansas State (10/18/14)\*  
15, Justin Brown vs. Oklahoma State (11/24/12)\*  
15, Jalen Saunders vs. Notre Dame (10/27/12)\*  
15, Ryan Broyles vs. Iowa State (10/16/10)\*  
14, Sterling Shepard at Baylor (11/14/15)  
14, Ryan Broyles at Kansas State (10/29/11)  
14, Ryan Broyles vs. Tulsa (9/3/11)

#### Receiving Yards

265, Marquise Brown at Oklahoma State (11/4/17)\*  
243, Marquise Brown at West Virginia (11/23/18)  
232, Dede Westbrook vs. Texas (10/8/16)  
217, Ryan Broyles at Kansas (10/15/11)  
215, Sterling Shepard at TCU (10/4/14)

#### Receiving Touchdowns

4, Kenny Stills at West Virginia (11/17/12)\*  
4, Jermaine Gresham vs. Texas A&M (11/3/07)\*  
4, Trent Smith at Kansas (10/13/01)\*  
3, Done 19 times, MR: Deion Burks vs. Temple (8/30/24)

#### Total Offense

589, Baker Mayfield at Oklahoma State (11/4/17)\*  
572, Baker Mayfield vs. Tulsa (9/19/15)  
564, Baker Mayfield at Texas Tech (10/22/16)  
554, Landry Jones at West Virginia (11/17/12)  
508, Jalen Hurts vs. Houston (9/1/19)

#### All-Purpose Yards

446, Samaje Perine vs. Kansas (11/22/14)\*  
377, Joe Mixon at Texas Tech (10/22/16)  
316, Ryan Broyles vs. Oklahoma State (11/28/09)  
301, Ryan Broyles at Kansas (10/15/11)  
290, Rodney Anderson vs. TCU (11/11/17)

#### Tackles

28, Kenneth Murray vs. Army (9/22/18)  
23, Curtis Bolton vs. Army (9/22/18)  
19, Danny Stutsman at Missouri (11/9/24)  
19, Dominique Alexander vs. Texas (10/12/13)  
19, Travis Lewis vs. Texas (10/11/08)  
19, Lance Mitchell at Missouri (10/5/02)

#### Tackles for Loss

5.0, Pryce Macon vs. Nebraska (12/4/10)  
5.0, Rufus Alexander vs. Middle Tennessee (9/23/06)  
5.0, Teddy Lehman vs. Kansas State (12/6/03)  
5.0, Jimmy Wilkerson at Baylor (11/4/00)  
4.0, many times, MR: Danny Stutsman vs. Kent State (9/10/22)

#### Sacks

3.0, 16 times, MR: R Mason Thomas vs. Tulane (9/14/24)

#### Interceptions

3, Tony Jefferson vs. Ball State (10/1/11)\*  
3, J.T. Thatcher vs. Kansas (9/30/00)\*  
2, 24 times, MR: Woodi Washington at Okla. State (11/27/21)

#### Pass Breakups

5, Derrick Strait vs. Oklahoma State (11/24/01)  
4, 9 times, MR: Tre Brown vs. Baylor (9/29/18)

## SPECIAL TEAMS

#### Field Goals Made

4, 10 times, MR: Gabe Brkic vs. Texas (10/9/21)\*

## LONGEST PLAYS

#### Rush

99, Abdul Adams at Baylor (9/23/17)\*#  
95, Damien Williams vs. Texas (10/13/12)#  
92, DeMarco Murray vs. Utah State (9/15/07)#  
89, Damien Williams vs. Florida A&M (9/8/12)#  
86, Kennedy Brooks vs. Kansas State (10/27/18)#  
84, Adrian Peterson vs. Oklahoma State (11/26/05)#

#### Pass Play

90, Jackson Arnold to J.J. Hester vs. Maine (11/2/24)#  
88, Baker Mayfield to Dede Westbrook vs. Kansas State (10/15/16)#  
87, Kyler Murray to Marquise Brown vs. Tulane (9/16/17)#  
86, Landry Jones to Cameron Kenney at OSU (11/27/10)#  
86, Kyler Murray to CeeDee Lamb vs. Baylor (9/29/18)#  
84, Baker Mayfield to Marquise Brown at Oklahoma State (11/4/17)#  
82, Kyler Murray to CeeDee Lamb vs. Kansas State (10/27/18)#  
82, Baker Mayfield to CeeDee Lamb vs. Tulane (9/16/17)#  
82, Blake Bell to Jaz Reynolds vs. Tulsa (9/14/13)

#### Punt

85, Michael Turk vs. Texas (10/9/21)  
85, Tress Way vs. Utah State (9/4/10)  
75, Tress Way at TCU (12/1/12)  
75, Michael Cohen at Texas A&M (11/4/06)  
74, Tress Way vs. Oklahoma State (11/28/09)  
73, Cody Freeby at Texas Tech (11/19/05)

#### Field Goal

56, Zach Schmit at Missouri (11/9/24)  
56, Gabe Brkic vs. Western Carolina (9/11/21)  
56, Gabe Brkic vs. Tulane (9/4/21)  
55, Gabe Brkic vs. Tulane (9/4/21)  
54, Gabe Brkic vs. Iowa State (12/19/20)  
53, Gabe Brkic vs. Texas Tech (10/30/21)  
53, Michael Hunnicutt at Kansas State (10/29/11)  
53, Garrett Hartley vs. Utah State (9/15/07)  
52, Garrett Hartley vs. Texas (10/8/05)  
51, Gabe Brkic vs. Tulane (9/4/21)  
51, Gabe Brkic at Iowa State (10/3/20)  
51, Austin Seibert vs. West Virginia (11/25/17)  
50, Tyler Keltner vs. Temple (8/30/23)  
50, Gabe Brkic vs. Baylor (12/5/20)  
50, Gabe Brkic vs. Kansas (11/7/20)  
50, Garrett Hartley at Nebraska (10/29/05)

#### Punt Return

91, Antonio Perkins at Tulsa (8/30/02)#  
91, Jalen Saunders vs. Iowa State (11/16/13)#  
90, Justin Brown vs. Kansas (10/20/12)#  
87, Ryan Broyles vs. Oklahoma State (11/28/09)#  
84, Antonio Perkins vs. UCLA (9/20/03)#

#### Kick Return

100, Alex Ross at West Virginia (9/20/14)#\*  
100, Roy Finch vs. Kansas (10/20/12)#\*  
100, Mark Bradley at Iowa State (10/4/03)#\*  
97, Joe Mixon vs. Ohio State (9/17/16)#  
93, J.T. Thatcher at Kansas State (10/14/00)

#### Interception Return

100, Billy Bowman at BYU (11/18/23)#\*  
100, Julian Wilson vs. Tennessee (9/13/14)#\*  
97, Derrick Strait at Texas Tech (11/22/03)  
85, Dominique Franks at Kansas (10/24/09)#  
85, J.T. Thatcher vs. Texas Tech (11/18/00)#  
80, Jordan Evans at West Virginia (11/19/16)#

#### Fumble Return

70, Nik Bonitto at Kansas State (10/2/21)\*  
69, Cory Heinecke at Air Force (9/1/01)#  
61, Reggie Smith vs. Miami (FL) (9/8/07)#  
56, Jamell Fleming vs. Texas (10/8/11)#  
53, Keenan Clayton vs. Texas Tech (11/22/08)

\* School record

# Play resulted in a touchdown

## TEAM

## OFFENSE

**First Downs**

44, vs. Oklahoma State (11/24/12)  
 41, at Iowa State (11/1/14)  
 39, vs. Missouri (12/6/08)  
 38, vs. Tulsa (9/19/15)  
 37, vs. Iowa State (10/16/10)

**Rushing Yards**

510, vs. Kansas (11/22/14)  
 510, at Iowa State (11/1/14)  
 435, vs. Florida (12/30/20)  
 405, vs. Texas Tech (10/24/15)  
 405, vs. Iowa State (11/16/13)  
 384, at Texas Tech (11/15/14)  
 381, vs. Maine (11/2/24)

**Rushing Attempts**

66, vs. Iowa State (10/19/02)  
 64, vs. TCU (11/23/19)  
 64, at West Virginia (11/19/16)  
 63, vs. Oklahoma State (12/6/14)  
 61, vs. Texas A&M (11/8/03)  
 61, vs. Texas Tech (11/23/02)

**Rushing Touchdowns**

8, vs. Florida A&M (9/8/12)  
 7, vs. Texas Tech (10/24/15)  
 7, vs. North Texas (9/1/07)  
 7, vs. Texas (10/7/00)  
 6, vs. Maine (11/2/24)  
 6, vs. Kansas (11/7/20)  
 6, at Texas Tech (10/31/20)  
 6, vs. Texas (10/13/12)  
 6, vs. Missouri (12/6/08)

**Passing Yards**

598, at Oklahoma State (11/4/17)  
 554, at West Virginia (11/17/12)  
 545, at Texas Tech (10/22/16)  
 520, at Kansas State (10/29/11)  
 512, vs. Oklahoma State (11/24/12)

**Pass Completions**

47, vs. Oklahoma State (11/24/12)  
 39, vs. Tulsa (9/3/11)  
 39, vs. Tulsa (11/3/01)  
 38, at West Virginia (11/17/12)  
 37, at Oklahoma State (11/27/10)  
 37, at Kansas State (10/29/11)

**Pass Attempts**

73, vs. Oklahoma State (11/24/12)  
 62, at Oklahoma State (11/27/10)  
 60, at Texas A&M (11/6/10)  
 58, at Nebraska (11/7/09)  
 55, vs. Texas Tech (10/22/11)

**Passing Touchdowns**

7, vs. Texas Tech (10/30/21)  
 7, at Texas Tech (10/22/16)  
 6, at Texas Tech (11/26/22)  
 6, vs. South Dakota (9/7/19)  
 6, vs. Baylor (9/29/18)  
 6, at West Virginia (11/17/12)  
 6, vs. Tulsa (9/19/09)  
 6, vs. Miami (FL) (9/8/07)  
 5, 26 times, MR: vs. West Virginia (11/11/23)

**Total Offense**

854, at Texas Tech (10/22/16)  
 785, at Oklahoma State (11/4/17)  
 773, vs. Tulsa (9/19/15)  
 751, at Iowa State (11/1/14)  
 733, vs. South Dakota (9/7/19)  
 710, at Kansas (10/31/15)  
 702, vs. Oklahoma State (11/10/18)  
 702, vs. Kansas State (10/27/18)

**Points**

79, vs. North Texas (9/1/07)  
 77, vs. Texas A&M (11/8/03)  
 76, vs. Western Carolina (9/11/21)  
 73, vs. Arkansas State (9/2/23)  
 70, vs. South Dakota (9/7/19)  
 69, vs. TCU (11/24/23)  
 69, vs. Florida A&M (9/8/12)  
 68, vs. UTEP (9/14/02)  
 66, at Tulsa (9/16/23)  
 66, at Texas Tech (10/22/16)  
 66, at Texas A&M (11/8/08)

## DEFENSE

**Fewest First Downs Allowed**

1, vs. Chattanooga (8/30/08)  
 3, vs. Colorado (12/4/04)  
 3, vs. Texas A&M (11/8/03)  
 5, vs. Colorado (10/21/06)  
 5, vs. Iowa State (10/19/02)  
 5, vs. Texas A&M (11/10/01)

**Fewest Rush Yards Allowed**

-48, at Baylor (11/18/06)  
 -22, vs. Idaho State (9/12/09)  
 -7, at Texas Tech (11/17/01)  
 -7, vs. Texas (10/7/00)  
 -4, vs. Colorado (12/4/04)

**Fewest Pass Yards Allowed**

13, vs. Arkansas (1/1/02)  
 16, at Kansas (10/19/13)  
 20, vs. Chattanooga (8/30/08)  
 25, at Baylor (11/4/00)  
 32, vs. Texas A&M (11/8/03)  
 40, vs. Army (9/22/18)

**Fewest Completions Allowed**

2, vs. Arkansas (1/1/02)  
 3, vs. Army (9/22/18)  
 3, vs. Chattanooga (8/30/08)  
 3, vs. Colorado (10/21/06)  
 4, vs. Texas A&M (11/8/03)  
 4, vs. Iowa State (10/19/02)

**Fewest Total Yards Allowed**

36, vs. Chattanooga (8/30/08)  
 44, vs. Idaho State (9/12/09)  
 46, vs. Colorado (12/4/04)  
 50, vs. Arkansas (1/1/02)  
 54, vs. Texas A&M (11/8/03)

**Fewest Points Allowed**

0, 15 times, MR: vs. Western Carolina (9/11/21)

**Most Sacks Recorded**

9, vs. Kansas (11/7/20)  
 9, vs. Texas (10/12/19)  
 9, vs. Arkansas (1/1/02)  
 9, at Nebraska (10/29/05)  
 8, vs. Texas (10/8/11)  
 7, 8 times, MR: vs. Iowa State (11/20/21)

**Most Tackles for Loss Recorded**

17, vs. Idaho State (9/12/09)  
 16, vs. Texas (10/8/11)  
 15, at Tulsa (9/16/23)  
 15, vs. Baylor (12/7/19)  
 15, vs. Texas (10/12/19)  
 15, vs. Oklahoma State (11/26/05)  
 14, 3 times, MR: vs. Kent State (9/10/22)

**Most Interceptions Recorded**

5, at Tulsa (9/16/23)  
 5, at Texas Tech (11/22/03)  
 5, vs. Kansas (9/30/00)  
 4, vs. Oklahoma State (11/19/22)  
 4, vs. Texas Tech (10/24/15)  
 4, vs. Texas (10/6/01)  
 3, 26 times, MR: at Iowa State (10/29/22)

**Most Turnovers Forced**

7, vs. Kansas (9/30/00)  
 7, vs. UTEP (9/2/00)  
 6, vs. Texas (10/11/03)  
 5, 11 times, MR: at Tulsa (9/16/23)

**2024 RESULTS** (OVERALL: 5-5 | SEC: 1-5 | HOME: 4-2 | AWAY: 1-2 | NEUTRAL: 0-1)

| Date  | CFP/AP/C   | Opponent (Rank)        | TV    | Site             | Result   | Attend. | Top Passer                      | Top Rusher            | Top Receiver      | Top Tackler                  |
|-------|------------|------------------------|-------|------------------|----------|---------|---------------------------------|-----------------------|-------------------|------------------------------|
| 8/30  | (NA/16/16) | Temple                 | ESPN  | Norman           | W, 51-3  | 83,329  | Arnold (17-25-141-0, 4 TD)      | Tatum (5-69-1)        | Burks (6-36-3)    | Stutsman (6)                 |
| 9/7   | (NA/15/13) | Houston                | SECN  | Norman           | W, 16-12 | 83,653  | Arnold (19-32-174-1, 2 TD)      | Barnes (12-40-0)      | Burks (9-53-0)    | Stutsman (15)                |
| 9/14  | (NA/15/13) | Tulane                 | ESPN  | Norman           | W, 34-19 | 83,325  | Arnold (18-29-169-1, 1 TD)      | Arnold (14-97-2)      | Burks (7-80-0)    | Stutsman (12)                |
| 9/21  | (NA/15/13) | Tennessee (NA/6/7)     | ABC   | Norman           | L, 15-25 | 84,071  | Hawkins Jr. (11-18-132-0, 1 TD) | Hawkins Jr. (12-22-0) | Pettaway (3-79-0) | Spears-Jennings (13)         |
| 9/28  | (NA/21/18) | at Auburn              | ABC   | Auburn, Ala.     | W, 27-21 | 88,043  | Hawkins Jr. (11-15-161-0, 0 TD) | Hawkins Jr. (14-69-1) | Hester (3-86-0)   | Bowman Jr. (8)               |
| 10/12 | (NA/18/16) | vs. Texas (NA/1/1)     | ABC   | Dallas, Texas    | L, 3-34  | 92,100  | Hawkins Jr. (19-30-148-0, 0 TD) | Barnes (14-38-0)      | Kearney (4-45-0)  | Bowen, E. (8)                |
| 10/19 |            | South Carolina         | SECN  | Norman           | L, 9-35  | 83,331  | Arnold (18-36-225-0, 1 TD)      | Barnes (17-70-0)      | Jordan (6-86-0)   | Stutsman (16)                |
| 10/26 |            | at Ole Miss (NA/18/18) | ESPN  | Oxford, Miss.    | L, 14-26 | 67,926  | Arnold (22-31-182-0, 2 TD)      | Barnes (16-67-0)      | Sharp (8-53-1)    | Stutsman (9)                 |
| 11/2  |            | Maine                  | SECN+ | Norman           | W, 59-14 | 82,831  | Arnold (15-21-224-0, 2 TD)      | Barnes (18-203-3)     | Hester (4-112-1)  | Stutsman (6)                 |
| 11/9  |            | at Missouri (NA/RV/22) | SECN  | Columbia, Mo.    | L, 23-30 | 62,621  | Arnold (15-24-74-0, 0 TD)       | Robinson (9-56-0)     | Burks (5-44-0)    | Stutsman (19)                |
| 11/23 |            | Alabama (7/7/7)        | ABC   | Norman           | W, 24-3  | 84,053  | Arnold (9-11-68-0, 0 TD)        | Arnold (25-131-0)     | Sharp (2-21-0)    | Malone/Bowman/McCullough (5) |
| 11/30 |            | at LSU                 | ESPN  | Baton Rouge, La. |          |         |                                 |                       |                   |                              |

**TEAM STATISTICS**

|                                 | OU                 | OPP                |
|---------------------------------|--------------------|--------------------|
| <b>SCORING</b>                  | <b>275</b>         | <b>222</b>         |
| Points Per Game                 | 25.0               | 20.2               |
| Points off Turnovers            | 77                 | 52                 |
| <b>FIRST DOWNS</b>              | <b>203</b>         | <b>183</b>         |
| Rushing                         | 96                 | 69                 |
| Passing                         | 84                 | 98                 |
| Penalty                         | 23                 | 16                 |
| <b>RUSHING YARDAGE</b>          | <b>1692</b>        | <b>1160</b>        |
| Yards gained rushing            | 2081               | 1480               |
| Yards lost rushing              | 389                | 320                |
| Rushing Attempts                | 444                | 407                |
| Average Per Rush                | 3.8                | 2.9                |
| Average Per Game                | 153.8              | 105.5              |
| TDs Rushing                     | 15                 | 8                  |
| <b>PASSING YARDAGE</b>          | <b>1901</b>        | <b>2264</b>        |
| Comp-Att-Int                    | 192-307-5          | 187-314-9          |
| Average Per Pass                | 6.2                | 7.2                |
| Average Per Catch               | 9.9                | 12.1               |
| Average Per Game                | 172.8              | 205.8              |
| TDs Passing                     | 14                 | 14                 |
| <b>TOTAL OFFENSE</b>            | <b>3593</b>        | <b>3424</b>        |
| Total Plays                     | 751                | 721                |
| Average Per Play                | 4.8                | 4.7                |
| Average Per Game                | 326.6              | 311.3              |
| <b>KICK RETURNS: #-Yards</b>    | <b>11-195</b>      | <b>10-169</b>      |
| <b>PUNT RETURNS: #-Yards</b>    | <b>26-204</b>      | <b>21-106</b>      |
| <b>INT RETURNS: #-Yards</b>     | <b>9-184</b>       | <b>5-102</b>       |
| <b>KICK RETURN AVERAGE</b>      | <b>17.7</b>        | <b>16.9</b>        |
| <b>PUNT RETURN AVERAGE</b>      | <b>7.8</b>         | <b>5.0</b>         |
| <b>INT RETURN AVERAGE</b>       | <b>20.4</b>        | <b>20.4</b>        |
| <b>FUMBLES-LOST</b>             | <b>24-14</b>       | <b>15-11</b>       |
| <b>PENALTIES-Yards</b>          | <b>61-541</b>      | <b>71-602</b>      |
| Average Per Game                | 49.2               | 54.7               |
| <b>PUNTS-Yards</b>              | <b>53-2404</b>     | <b>61-2758</b>     |
| Average Per Punt                | 45.4               | 45.2               |
| Net Punt Average                | 43.5               | 40.4               |
| <b>TIME OF POSSESSION/Game</b>  | <b>28:53</b>       | <b>31:08</b>       |
| <b>3RD-DOWN Conversions</b>     | <b>58-163</b>      | <b>61-168</b>      |
| 3rd-Down Pct                    | 36%                | 36%                |
| <b>4TH-DOWN Conversions</b>     | <b>14-26</b>       | <b>7-17</b>        |
| 4th-Down Pct                    | 54%                | 41%                |
| <b>SACKS BY-Yards</b>           | <b>33-201</b>      | <b>42-265</b>      |
| <b>MISC YARDS</b>               | <b>0</b>           | <b>0</b>           |
| <b>TOUCHDOWNS SCORED</b>        | <b>33</b>          | <b>26</b>          |
| <b>FIELD GOALS-ATTEMPTS</b>     | <b>15-18</b>       | <b>14-18</b>       |
| <b>ON-SIDE KICKS</b>            | <b>0-1</b>         | <b>0-0</b>         |
| <b>RED-ZONE SCORES</b>          | <b>(35-41) 85%</b> | <b>(24-31) 77%</b> |
| <b>RED-ZONE TOUCHDOWNS</b>      | <b>(25-41) 61%</b> | <b>(14-31) 45%</b> |
| <b>PAT-ATTEMPTS</b>             | <b>(28-29) 97%</b> | <b>(20-23) 87%</b> |
| <b>2-PT CONVERSION ATTEMPTS</b> | <b>(1-4) 25%</b>   | <b>(1-3) 33%</b>   |
| <b>ATTENDANCE</b>               | <b>584593</b>      | <b>218590</b>      |
| Games/Avg Per Game              | 7/83,513           | 3/72,863           |
| Neutral Site Games              |                    | 1/92100            |

**SCORE BY QUARTERS**

|           | 1st | 2nd | 3rd | 4th | OT | TOTAL |
|-----------|-----|-----|-----|-----|----|-------|
| Oklahoma  | 58  | 95  | 43  | 79  | —  | 275   |
| Opponents | 51  | 70  | 42  | 59  | —  | 222   |

**RUSHING**

| Name                 | G         | Att        | Gain        | Loss       | Net         | Avg        | TD        | Long      | Avg/G        |
|----------------------|-----------|------------|-------------|------------|-------------|------------|-----------|-----------|--------------|
| Barnes, Jovantae     | 9         | 122        | 598         | 21         | 577         | 4.7        | 5         | 74        | 64.1         |
| Arnold, Jackson      | 9         | 133        | 616         | 247        | 369         | 2.8        | 3         | 47        | 41.0         |
| Tatum, Taylor        | 10        | 53         | 275         | 3          | 272         | 5.1        | 3         | 35        | 27.2         |
| Robinson, Xavier     | 5         | 33         | 193         | 1          | 192         | 5.8        | 3         | 40        | 38.4         |
| Hawkins Jr., Michael | 6         | 52         | 223         | 80         | 143         | 2.8        | 1         | 48        | 23.8         |
| Franklin, Sam        | 10        | 12         | 75          | 4          | 71          | 5.9        | 0         | 30        | 7.1          |
| Sawchuk, Gavin       | 7         | 22         | 52          | 2          | 50          | 2.3        | 0         | 8         | 7.1          |
| Burks, Deion         | 5         | 5          | 32          | 0          | 32          | 6.4        | 0         | 11        | 6.4          |
| Hicks, Kalib         | 5         | 2          | 11          | 0          | 11          | 5.5        | 0         | 7         | 2.2          |
| Ragins, Zion         | 11        | 1          | 3           | 0          | 3           | 3.0        | 0         | 3         | 0.3          |
| Jordan, Jacob        | 5         | 1          | 3           | 0          | 3           | 3.0        | 0         | 3         | 0.6          |
| Sharp, Bauer         | 11        | 2          | 0           | 8          | -8          | -4.0       | 0         | 0         | -0.7         |
| TEAM                 | 11        | 6          | 0           | 23         | -23         | -3.8       | 0         | 0         | -2.1         |
| <b>Total</b>         | <b>11</b> | <b>444</b> | <b>2081</b> | <b>389</b> | <b>1692</b> | <b>3.8</b> | <b>15</b> | <b>74</b> | <b>153.8</b> |
| <b>Opponents</b>     | <b>11</b> | <b>407</b> | <b>1480</b> | <b>320</b> | <b>1160</b> | <b>2.9</b> | <b>8</b>  | <b>43</b> | <b>105.5</b> |

**PASSING**

| Name                 | G         | Effic        | Comp-Att-Int     | Pct         | Yds         | TD        | Long      | Avg/G        |
|----------------------|-----------|--------------|------------------|-------------|-------------|-----------|-----------|--------------|
| Arnold, Jackson      | 9         | 126.1        | 140-225-3        | 62.2        | 1311        | 12        | 90        | 145.7        |
| Hawkins Jr., Michael | 6         | 119.9        | 48-77-2          | 62.3        | 536         | 1         | 60        | 89.3         |
| Elzinga, Luke        | 11        | 259.6        | 2-2-0            | 100.0       | 38          | 0         | 43        | 3.5          |
| Tatum, Taylor        | 10        | 332.2        | 2-2-0            | 100.0       | 16          | 1         | 18        | 1.6          |
| Thompson, Brenen     | 11        | 0.0          | 0-1-0            | 0.0         | 0           | 0         | 0         | 0.0          |
| <b>Total</b>         | <b>11</b> | <b>126.3</b> | <b>192-307-5</b> | <b>62.5</b> | <b>1901</b> | <b>14</b> | <b>90</b> | <b>172.8</b> |
| <b>Opponents</b>     | <b>11</b> | <b>129.1</b> | <b>187-314-9</b> | <b>59.6</b> | <b>2264</b> | <b>14</b> | <b>66</b> | <b>205.8</b> |

**RECEIVING**

| Name               | G         | No         | Yds         | Avg         | TD        | Long      | Avg/G        |
|--------------------|-----------|------------|-------------|-------------|-----------|-----------|--------------|
| Sharp, Bauer       | 11        | 41         | 320         | 7.8         | 2         | 43        | 29.1         |
| Burks, Deion       | 5         | 31         | 245         | 7.9         | 3         | 20        | 49.0         |
| Thompson, Brenen   | 11        | 19         | 230         | 12.1        | 2         | 54        | 20.9         |
| Barnes, Jovantae   | 9         | 17         | 123         | 7.2         | 1         | 19        | 13.7         |
| Jordan, Jacob      | 5         | 16         | 165         | 10.3        | 1         | 27        | 33.0         |
| Hester, J.J.       | 11        | 13         | 265         | 20.4        | 1         | 90        | 24.1         |
| Roberts, Jake      | 11        | 10         | 95          | 9.5         | 1         | 28        | 8.6          |
| Robinson, Xavier   | 5         | 8          | 85          | 10.6        | 0         | 46        | 17.0         |
| Kearney, Zion      | 9         | 6          | 62          | 10.3        | 0         | 15        | 6.9          |
| Pettaway, Jaquaize | 10        | 5          | 87          | 17.4        | 0         | 46        | 8.7          |
| Tatum, Taylor      | 10        | 5          | 41          | 8.2         | 1         | 18        | 4.1          |
| Ragins, Zion       | 11        | 5          | 40          | 8.0         | 0         | 14        | 3.6          |
| Franklin, Sam      | 10        | 3          | 22          | 7.3         | 0         | 9         | 2.2          |
| Farooq, Jalil      | 2         | 3          | 58          | 19.3        | 0         | 47        | 29.0         |
| Sawchuk, Gavin     | 7         | 3          | 17          | 5.7         | 0         | 7         | 2.4          |
| Carreon, Ivan      | 9         | 3          | 17          | 5.7         | 0         | 12        | 1.9          |
| Arnold, Jackson    | 9         | 2          | 16          | 8.0         | 1         | 18        | 1.8          |
| Anthony, Andrei    | 1         | 1          | 4           | 4.0         | 0         | 4         | 4.0          |
| Helms, Kaden       | 6         | 1          | 9           | 9.0         | 1         | 9         | 1.5          |
| <b>Total</b>       | <b>11</b> | <b>192</b> | <b>1901</b> | <b>9.9</b>  | <b>14</b> | <b>90</b> | <b>172.8</b> |
| <b>Opponents</b>   | <b>11</b> | <b>187</b> | <b>2264</b> | <b>12.1</b> | <b>14</b> | <b>66</b> | <b>205.8</b> |



**PUNT RETURNS**

| Name              | No.       | Yds        | Avg        | TD       | Long      |
|-------------------|-----------|------------|------------|----------|-----------|
| Bowen, Peyton     | 23        | 190        | 8.3        | 0        | 24        |
| Jordan, Devon     | 2         | 16         | 8.0        | 0        | 10        |
| Bowman Jr., Billy | 1         | -2         | -2.0       | 0        | 0         |
| <b>Total</b>      | <b>26</b> | <b>204</b> | <b>7.8</b> | <b>0</b> | <b>24</b> |
| <b>Opponents</b>  | <b>21</b> | <b>106</b> | <b>5.0</b> | <b>0</b> | <b>55</b> |

**KICK RETURNS**

| Name              | No.       | Yds        | Avg         | TD       | Long      |
|-------------------|-----------|------------|-------------|----------|-----------|
| Franklin, Sam     | 4         | 82         | 20.5        | 0        | 24        |
| Bowman Jr., Billy | 3         | 48         | 16.0        | 0        | 24        |
| Tatum, Taylor     | 3         | 53         | 17.7        | 0        | 19        |
| Jordan, Devon     | 1         | 12         | 12.0        | 0        | 12        |
| <b>Total</b>      | <b>11</b> | <b>195</b> | <b>17.7</b> | <b>0</b> | <b>24</b> |
| <b>Opponents</b>  | <b>10</b> | <b>169</b> | <b>16.9</b> | <b>0</b> | <b>27</b> |

**INTERCEPTIONS**

| Name                    | No.      | Yds        | Avg         | TD       | Long      |
|-------------------------|----------|------------|-------------|----------|-----------|
| Lewis, Kip              | 2        | 112        | 56.0        | 2        | 63        |
| Bowman Jr., Billy       | 2        | 2          | 1.0         | 0        | 2         |
| Hardy, Jaydan           | 1        | 26         | 26.0        | 0        | 26        |
| Bowen, Eli              | 1        | 25         | 25.0        | 0        | 25        |
| Walker, Kani            | 1        | 10         | 10.0        | 0        | 10        |
| Washington, Woodi       | 1        | 9          | 9.0         | 0        | 9         |
| Spears-Jennings, Robert | 1        | 0          | 0.0         | 0        | 0         |
| <b>Total</b>            | <b>9</b> | <b>184</b> | <b>20.4</b> | <b>2</b> | <b>63</b> |
| <b>Opponents</b>        | <b>5</b> | <b>102</b> | <b>20.4</b> | <b>2</b> | <b>65</b> |

**FUMBLE RETURNS**

| Name                    | No.       | Yds       | Avg        | TD       | Long      |
|-------------------------|-----------|-----------|------------|----------|-----------|
| Bowman Jr., Billy       | 2         | 43        | 21.5       | 1        | 43        |
| Spears-Jennings, Robert | 2         | 0         | 0.0        | 0        | 0         |
| Kanak, Jaren            | 1         | 21        | 21.0       | 1        | 21        |
| Thomas, R Mason         | 1         | 8         | 8.0        | 0        | 8         |
| Downs, Ethan            | 1         | 1         | 1.0        | 0        | 1         |
| Carter, Lewis           | 1         | 0         | 0.0        | 0        | 0         |
| Halton, Gracen          | 1         | 0         | 0.0        | 0        | 0         |
| Hester, J.J.            | 1         | 0         | 0.0        | 0        | 0         |
| Terry, Da'Jon           | 1         | 0         | 0.0        | 0        | 0         |
| <b>Total</b>            | <b>11</b> | <b>73</b> | <b>6.6</b> | <b>2</b> | <b>43</b> |
| <b>Opponents</b>        | <b>14</b> | <b>55</b> | <b>3.9</b> | <b>2</b> | <b>36</b> |

**FIELD GOALS BY PLAYER**

| Name           | FGM-FGA | Pct. | 01-19 | 20-29 | 30-39 | 40-49 | 50-99 | Lg | Blk |
|----------------|---------|------|-------|-------|-------|-------|-------|----|-----|
| Keltner, Tyler | 7-9     | 77.8 | 0-0   | 2-2   | 2-2   | 2-4   | 1-1   | 50 | 0   |
| Schmit, Zach   | 7-8     | 88.9 | 0-0   | 3-3   | 2-3   | 2-2   | 1-1   | 56 | 0   |

**FIELD GOALS SEQUENCE**

|                | Oklahoma       | Opponents      |
|----------------|----------------|----------------|
| Temple         | (50),(42),(24) | (49)           |
| Houston        | 45             | (43),(44)      |
| Tulane         | (29),(39)      | 50             |
| Tennessee      | (37)           | (27),(41),(32) |
| Auburn         | (24),(39)      | 27.51          |
| Texas          | 44,(42)        | 44,(41),(29)   |
| South Carolina | (44)           | (39),(33)      |
| Ole Miss       | —              | (35),(42)      |
| Maine          | (24)           | —              |
| Missouri       | (40),(35),(56) | (39),(33)      |
| Alabama        | 39,(29)        | (22)           |
| LSU            |                |                |

Numbers in (parentheses) indicate field goal was made

**PUNTING**

| Name             | No.       | Yds.        | Avg.        | Long      | TB       | FC        | I20       | 50+       | Blkd     |
|------------------|-----------|-------------|-------------|-----------|----------|-----------|-----------|-----------|----------|
| Elzinga, Luke    | 52        | 2365        | 45.5        | 63        | 2        | 17        | 19        | 16        | 0        |
| Arnold, Jackson  | 1         | 39          | 39.0        | 39        | 0        | 0         | 1         | 0         | 0        |
| <b>Total</b>     | <b>53</b> | <b>2404</b> | <b>45.4</b> | <b>63</b> | <b>2</b> | <b>17</b> | <b>20</b> | <b>16</b> | <b>0</b> |
| <b>Opponents</b> | <b>61</b> | <b>2758</b> | <b>45.2</b> | <b>78</b> | <b>5</b> | <b>14</b> | <b>13</b> | <b>18</b> | <b>0</b> |

**KICKOFFS**

| Name             | No.       | Yds.        | Avg.        | TB        | OB       | Ret.      | Net         | YdLn      |
|------------------|-----------|-------------|-------------|-----------|----------|-----------|-------------|-----------|
| Schmit, Zach     | 58        | 3707        | 63.9        | 40        | 1        |           |             |           |
| <b>Total</b>     | <b>58</b> | <b>3707</b> | <b>63.9</b> | <b>40</b> | <b>1</b> | <b>10</b> | <b>40.9</b> | <b>24</b> |
| <b>Opponents</b> | <b>51</b> | <b>3239</b> | <b>63.5</b> | <b>35</b> | <b>3</b> | <b>11</b> | <b>40.5</b> | <b>24</b> |

**SCORING**

| Name                 | TD        | FGs          | PAT Kick     | PAT Rush | PAT Rcv  | PAT Pass | DXP      | Saf      | Points     |
|----------------------|-----------|--------------|--------------|----------|----------|----------|----------|----------|------------|
| Schmit, Zach         | -         | 8-9          | 15-15        | -        | -        | -        | -        | -        | 39         |
| Barnes, Jovantae     | 6         | -            | -            | -        | -        | -        | -        | -        | 36         |
| Keltner, Tyler       | -         | 7-9          | 12-13        | -        | -        | -        | -        | -        | 33         |
| Arnold, Jackson      | 4         | -            | -            | -        | -        | -        | -        | -        | 24         |
| Tatum, Taylor        | 4         | -            | -            | -        | -        | -        | -        | -        | 24         |
| Burks, Deion         | 3         | -            | -            | -        | -        | -        | -        | -        | 18         |
| Robinson, Xavier     | 3         | -            | -            | -        | -        | -        | -        | -        | 18         |
| Sharp, Bauer         | 2         | -            | -            | -        | -        | -        | -        | -        | 12         |
| Thompson, Brenen     | 2         | -            | -            | -        | -        | -        | -        | -        | 12         |
| Lewis, Kip           | 2         | -            | -            | -        | -        | -        | -        | -        | 12         |
| Hawkins Jr., Michael | 1         | -            | -            | 1        | -        | -        | -        | -        | 8          |
| Roberts, Jake        | 1         | -            | -            | -        | -        | -        | -        | -        | 6          |
| Hester, J.J.         | 1         | -            | -            | -        | -        | -        | -        | -        | 6          |
| Bowman Jr., Billy    | 1         | -            | -            | -        | -        | -        | -        | -        | 6          |
| Helms, Kaden         | 1         | -            | -            | -        | -        | -        | -        | -        | 6          |
| Kanak, Jaren         | 1         | -            | -            | -        | -        | -        | -        | -        | 6          |
| Jordan, Jacob        | 1         | -            | -            | -        | -        | -        | -        | -        | 6          |
| Halton, Gracen       | -         | -            | -            | -        | -        | -        | -        | 1        | 2          |
| Evans, Liam          | -         | -            | 1-1          | -        | -        | -        | -        | -        | 1          |
| <b>Total</b>         | <b>33</b> | <b>15-18</b> | <b>28-29</b> | <b>1</b> | <b>0</b> | <b>0</b> | <b>0</b> | <b>1</b> | <b>275</b> |
| <b>Opponents</b>     | <b>26</b> | <b>14-18</b> | <b>20-23</b> | <b>1</b> | <b>0</b> | <b>0</b> | <b>0</b> | <b>1</b> | <b>222</b> |

**ALL-PURPOSE YARDS**

| Name                 | G         | Rush        | Rec         | PR         | KOR        | IR         | Tot         | Avg/G        |
|----------------------|-----------|-------------|-------------|------------|------------|------------|-------------|--------------|
| Barnes, Jovantae     | 9         | 577         | 123         | 0          | 0          | 0          | 700         | 77.8         |
| Arnold, Jackson      | 9         | 369         | 16          | 0          | 0          | 0          | 385         | 42.8         |
| Tatum, Taylor        | 10        | 272         | 41          | 0          | 53         | 0          | 366         | 36.6         |
| Sharp, Bauer         | 11        | -8          | 320         | 0          | 0          | 0          | 312         | 28.4         |
| Burks, Deion         | 5         | 32          | 245         | 0          | 0          | 0          | 277         | 55.4         |
| Robinson, Xavier     | 5         | 192         | 85          | 0          | 0          | 0          | 277         | 55.4         |
| Hester, J.J.         | 11        | 0           | 265         | 0          | 0          | 0          | 265         | 24.1         |
| Thompson, Brenen     | 11        | 0           | 230         | 0          | 0          | 0          | 230         | 20.9         |
| Bowen, Peyton        | 11        | 0           | 0           | 190        | 0          | 0          | 190         | 17.3         |
| Franklin, Sam        | 10        | 71          | 22          | 0          | 82         | 0          | 175         | 17.5         |
| Jordan, Jacob        | 5         | 3           | 165         | 0          | 0          | 0          | 168         | 33.6         |
| Hawkins Jr., Michael | 6         | 143         | 0           | 0          | 0          | 0          | 143         | 23.8         |
| Lewis, Kip           | 11        | 0           | 0           | 0          | 0          | 112        | 112         | 10.2         |
| Roberts, Jake        | 11        | 0           | 95          | 0          | 0          | 0          | 95          | 8.6          |
| Pettaway, Jaquaize   | 10        | 0           | 87          | 0          | 0          | 0          | 87          | 8.7          |
| Sawchuk, Gavin       | 7         | 50          | 17          | 0          | 0          | 0          | 67          | 9.6          |
| Kearney, Zion        | 9         | 0           | 62          | 0          | 0          | 0          | 62          | 6.9          |
| Farooq, Jalil        | 2         | 0           | 58          | 0          | 0          | 0          | 58          | 29.0         |
| Bowman Jr., Billy    | 11        | 0           | 0           | -2         | 48         | 2          | 48          | 4.4          |
| Ragins, Zion         | 11        | 3           | 40          | 0          | 0          | 0          | 43          | 3.9          |
| Jordan, Devon        | 10        | 0           | 0           | 16         | 12         | 0          | 28          | 2.8          |
| Hardy, Jaydan        | 11        | 0           | 0           | 0          | 0          | 26         | 26          | 2.4          |
| Bowen, Eli           | 9         | 0           | 0           | 0          | 0          | 25         | 25          | 2.8          |
| Carreon, Ivan        | 9         | 0           | 17          | 0          | 0          | 0          | 17          | 1.9          |
| Hicks, Kalib         | 5         | 11          | 0           | 0          | 0          | 0          | 11          | 2.2          |
| Walker, Kani         | 11        | 0           | 0           | 0          | 0          | 10         | 10          | 0.9          |
| Washington, Woodi    | 10        | 0           | 0           | 0          | 0          | 9          | 9           | 0.9          |
| Helms, Kaden         | 6         | 0           | 9           | 0          | 0          | 0          | 9           | 1.5          |
| Anthony, Andre       | 1         | 0           | 4           | 0          | 0          | 0          | 4           | 4.0          |
| TEAM                 | 11        | -23         | 0           | 0          | 0          | 0          | -23         | -2.1         |
| <b>Total</b>         | <b>11</b> | <b>1692</b> | <b>1901</b> | <b>204</b> | <b>195</b> | <b>184</b> | <b>4176</b> | <b>379.6</b> |
| <b>Opponents</b>     | <b>11</b> | <b>1160</b> | <b>2264</b> | <b>106</b> | <b>169</b> | <b>102</b> | <b>3801</b> | <b>345.5</b> |

**TOTAL OFFENSE**

| Name                 | G         | Plays      | Rush        | Pass        | Total       | Avg/G        |
|----------------------|-----------|------------|-------------|-------------|-------------|--------------|
| Arnold, Jackson      | 9         | 358        | 369         | 1311        | 1680        | 186.7        |
| Hawkins Jr., Michael | 6         | 129        | 143         | 536         | 679         | 113.2        |
| Barnes, Jovantae     | 9         | 122        | 577         | 0           | 577         | 64.1         |
| Tatum, Taylor        | 10        | 55         | 272         | 16          | 288         | 28.8         |
| Robinson, Xavier     | 5         | 33         | 192         | 0           | 192         | 38.4         |
| Franklin, Sam        | 10        | 12         | 71          | 0           | 71          | 7.1          |
| Sawchuk, Gavin       | 7         | 22         | 50          | 0           | 50          | 7.1          |
| Elzinga, Luke        | 11        | 2          | 0           | 38          | 38          | 3.5          |
| Burks, Deion         | 5         | 5          | 32          | 0           | 32          | 6.4          |
| Hicks, Kalib         | 5         | 2          | 11          | 0           | 11          | 2.2          |
| Ragins, Zion         | 11        | 1          | 3           | 0           | 3           | 0.3          |
| Jordan, Jacob        | 5         | 1          | 3           | 0           | 3           | 0.6          |
| Sharp, Bauer         | 11        | 2          | -8          | 0           | -8          | -0.7         |
| TEAM                 | 11        | 0          | -23         | 0           | -23         | -2.1         |
| <b>Total</b>         | <b>11</b> | <b>751</b> | <b>1692</b> | <b>1901</b> | <b>3593</b> | <b>326.6</b> |
| <b>Opponents</b>     | <b>11</b> | <b>721</b> | <b>1160</b> | <b>2264</b> | <b>3424</b> | <b>311.3</b> |

## OFFENSIVE GAME-BY-GAME

### PASSING (Quarterbacks only)

| #11 Jackson Arnold | Att        | Comp       | INT      | Pct         | Yards       | TD        | Long      | Sack      | Yds        | Effic        |
|--------------------|------------|------------|----------|-------------|-------------|-----------|-----------|-----------|------------|--------------|
| Temple             | 25         | 17         | 0        | 68.0        | 141         | 4         | 47        | 3         | 13         | 168.2        |
| Houston            | 32         | 19         | 1        | 59.4        | 174         | 2         | 33        | 3         | 11         | 119.4        |
| Tulane             | 29         | 18         | 1        | 62.0        | 169         | 1         | 20        | 3         | 18         | 115.5        |
| Tennessee          | 16         | 7          | 1        | 43.8        | 54          | 0         | 12        | 1         | 4          | 59.6         |
| South Carolina     | 36         | 18         | 0        | 50.0        | 225         | 1         | 54        | 8         | 62         | 111.7        |
| Ole Miss           | 31         | 22         | 0        | 71.0        | 182         | 2         | 20        | 8         | 49         | 141.6        |
| Maine              | 21         | 15         | 0        | 71.4        | 224         | 2         | 90        | 0         | 0          | 192.5        |
| Missouri           | 24         | 15         | 0        | 62.5        | 74          | 0         | 14        | 3         | 28         | 88.4         |
| Alabama            | 11         | 9          | 0        | 81.8        | 68          | 0         | 19        | 1         | 3          | 133.7        |
| <b>Totals</b>      | <b>225</b> | <b>140</b> | <b>3</b> | <b>62.2</b> | <b>1311</b> | <b>12</b> | <b>90</b> | <b>30</b> | <b>188</b> | <b>126.1</b> |

| #9 Michael Hawkins Jr. | Att       | Comp      | INT      | Pct         | Yards      | TD       | Long      | Sack      | Yds       | Effic        |
|------------------------|-----------|-----------|----------|-------------|------------|----------|-----------|-----------|-----------|--------------|
| Temple                 | 4         | 2         | 0        | 50.0        | 17         | 0        | 10        | 0         | 0         | 93.6         |
| Tennessee              | 18        | 11        | 0        | 61.1        | 132        | 1        | 46        | 2         | 23        | 141.0        |
| Auburn                 | 15        | 10        | 0        | 66.7        | 161        | 0        | 60        | 2         | 7         | 156.8        |
| Texas                  | 30        | 19        | 0        | 63.3        | 148        | 0        | 15        | 6         | 31        | 104.8        |
| South Carolina         | 5         | 3         | 2        | 60.0        | 18         | 0        | 11        | 1         | 15        | 10.2         |
| Maine                  | 5         | 3         | 0        | 60.0        | 60         | 0        | 46        | 0         | 0         | 160.8        |
| <b>Totals</b>          | <b>77</b> | <b>48</b> | <b>2</b> | <b>62.3</b> | <b>536</b> | <b>1</b> | <b>60</b> | <b>11</b> | <b>76</b> | <b>119.9</b> |

### RUSHING

| Player               | No-Yds/TD | TEM     | HOU     | TLN     | TEN     | AUB     | UT      | SCAR     | OM      | MAINE    | MIZ     | ALA      | LSU |
|----------------------|-----------|---------|---------|---------|---------|---------|---------|----------|---------|----------|---------|----------|-----|
| Arnold, Jackson      | 133-369/3 | 11-34/0 | 11-28/0 | 14-97/2 | 5--21/0 | DNP     | DNP     | 17--29/0 | 24-39/0 | 9-45/1   | 17-45/0 | 25-131/0 |     |
| Barnes, Jovantae     | 122-577/5 | 5-33/0  | 12-40/0 | 14-53/0 | 8-12/1  | 18-61/1 | 14-38/0 | 17-70/0  | 16-67/0 | 18-203/3 | DNP     | DNP      |     |
| Tatum, Taylor        | 53-272/3  | 5-69/1  | 1-6/0   | 9-27/1  | 3-14/0  | DNP     | 2-17/0  | 4-16/0   | 9-42/0  | 10-48/1  | 8-25/0  | 2-8/0    |     |
| Hawkins Jr., Michael | 52-143/1  | 2-10/0  | DNP     | DNP     | 12-22/0 | 14-69/1 | 20-27/0 | 1--15/0  | DNP     | 3-30/0   | DNP     | DNP      |     |
| Robinson, Xavier     | 33-192/3  | DNP     | DNP     | DNP     | DNP     | DNP     | -       | DNP      | -       | 6-29/1   | 9-56/0  | 18-107/2 |     |
| Sawchuk, Gavin       | 22-50/0   | 6-15/0  | 4-4/0   | 6-16/0  | 2--2/0  | -       | 2-9/0   | DNP      | DNP     | DNP      | DNP     | 2-8/0    |     |
| Franklin, Sam        | 12-71/0   | 4-45/0  | -       | -       | 1--3/0  | -       | -       | DNP      | -       | 6-26/0   | 1-3/0   | -        |     |
| Burks, Deion         | 5-32/0    | 3-14/0  | -       | -       | 2-18/0  | DNP     | DNP     | DNP      | DNP     | DNP      | -       | DNP      |     |
| Hicks, Kalib         | 2-11/0    | -       | -       | -       | -       | DNP     | DNP     | 2-11/0   | DNP     | DNP      | DNP     | DNP      |     |
| Sharp, Bauer         | 2--8/0    | -       | -       | -       | -       | -       | -       | -        | 1--1/0  | -        | 1--7/0  | -        |     |
| Ragins, Zion         | 1-3/0     | -       | -       | -       | -       | -       | -       | -        | -       | -        | -       | 1-3/0    |     |
| Jordan, Jacob        | 1-3/0     | DNP     | DNP     | DNP     | DNP     | DNP     | DNP     | -        | -       | -        | -       | 1-3/0    |     |

### RECEIVING

| Player             | No-Yds/TD | TEM    | HOU    | TLN    | TEN    | AUB    | UT     | SCAR   | OM     | MAINE   | MIZ    | ALA    | LSU |
|--------------------|-----------|--------|--------|--------|--------|--------|--------|--------|--------|---------|--------|--------|-----|
| Sharp, Bauer       | 41-320/2  | 5-47/1 | 1-5/0  | 4-28/0 | 4-36/0 | 4-43/0 | 3-21/0 | 3-9/0  | 8-53/1 | 2-14/0  | 5-43/0 | 2-21/0 |     |
| Burks, Deion       | 31-245/3  | 6-36/3 | 9-53/0 | 7-80/0 | 4-32/0 | DNP    | DNP    | DNP    | DNP    | DNP     | 5-44/0 | DNP    |     |
| Thompson, Brenen   | 19-230/2  | 4-15/0 | 2-43/1 | -      | 2-18/0 | 2-30/0 | 3-19/0 | 2-59/1 | -      | 2-25/0  | 1-2/0  | 1-19/0 |     |
| Barnes, Jovantae   | 17-123/1  | -      | 3-8/0  | 1-12/0 | 2-0/1  | -      | 1-6/0  | 4-21/0 | 5-57/0 | 1-19/0  | DNP    | DNP    |     |
| Jordan, Jacob      | 16-165/1  | DNP    | DNP    | DNP    | DNP    | DNP    | DNP    | 6-86/0 | 6-38/1 | 3-36/0  | -      | 1-5/0  |     |
| Hester, J.J.       | 13-265/1  | -      | -      | -      | -      | 3-86/0 | 1-4/0  | 4-44/0 | 1-19/0 | 4-112/1 | -      | -      |     |
| Roberts, Jake      | 10-95/1   | -      | 3-51/1 | 1-5/0  | 2-11/0 | -      | 1-12/0 | 1-5/0  | 1-8/0  | -       | -      | 1-3/0  |     |
| Robinson, Xavier   | 8-85/0    | DNP    | DNP    | DNP    | DNP    | DNP    | 2-12/0 | DNP    | -      | 1-46/0  | 1-7/0  | 4-20/0 |     |
| Kearney, Zion      | 6-62/0    | -      | DNP    | 1-12/0 | -      | -      | 4-45/0 | -      | -      | 1-5/0   | DNP    | -      |     |
| Pettaway, Jaquaize | 5-87/0    | -      | -      | -      | 3-79/0 | 1-2/0  | 1-6/0  | -      | -      | -       | -      | DNP    |     |
| Tatum, Taylor      | 5-41/1    | -      | -      | 1-9/1  | -      | DNP    | 1-4/0  | 1-18/0 | -      | -       | 2-10/0 | -      |     |
| Ragins, Zion       | 5-40/0    | 1-7/0  | 1-14/0 | 1-13/0 | 1-10/0 | -      | -      | 1--4/0 | -      | -       | -      | -      |     |
| Farooq, Jalil      | 3-58/0    | 1-47/0 | DNP    | DNP    | DNP    | DNP    | DNP    | DNP    | DNP    | DNP     | 2-11/0 | DNP    |     |
| Franklin, Sam      | 3-22/0    | -      | -      | -      | -      | -      | -      | DNP    | 1-7/0  | 2-15/0  | -      | -      |     |
| Sawchuk, Gavin     | 3-17/0    | -      | -      | 2-10/0 | -      | -      | 1-7/0  | DNP    | DNP    | DNP     | DNP    | -      |     |
| Carreon, Ivan      | 3-17/0    | 1-2/0  | DNP    | -      | DNP    | -      | 1-12/0 | -      | -      | 1-3/0   | -      | -      |     |
| Arnold, Jackson    | 2-16/1    | -      | -      | 1--2/0 | -      | DNP    | DNP    | -      | -      | -       | 1-18/1 | -      |     |
| Helms, Kaden       | 1-9/1     | -      | DNP    | -      | DNP    | DNP    | DNP    | -      | DNP    | 1-9/1   | -      | -      |     |
| Anthony, Andre     | 1-4/0     | 1-4/0  | DNP    | DNP    | DNP    | DNP    | DNP    | DNP    | DNP    | DNP     | DNP    | DNP    |     |

TEAM TOTALS

|                           | Score     | 1st Downs | Rushing No-Yds-TD | Passing (C-A-I-Yds-TD) | Total Offense (Plays-Yds) | Punts No.-Avg. | Fumbles No.-Lost | Penalties No.-Yds | KO Ret. No.-Yds | Punt Ret. No.-Yds | Int. Ret. No.-Yds. | 3rd-Down Conv.  | Time of Poss. |
|---------------------------|-----------|-----------|-------------------|------------------------|---------------------------|----------------|------------------|-------------------|-----------------|-------------------|--------------------|-----------------|---------------|
| Temple                    | 3         | 13        | 36-69-0           | 12-25-2-128-0          | 61-197                    | 6-43.8         | 4-4              | 8-46              | 3-55            | 1-(-5)            | 0-0                | 4 of 13         | 31:31         |
| <b>Oklahoma</b>           | <b>51</b> | <b>18</b> | <b>36-220-1</b>   | <b>19-29-0-158-4</b>   | <b>65-378</b>             | <b>5-42.8</b>  | <b>0-0</b>       | <b>7-62</b>       | <b>0-0</b>      | <b>1-13</b>       | <b>2-36</b>        | <b>1 of 12</b>  | <b>28:29</b>  |
| Houston                   | 12        | 18        | 35-58-0           | 24-28-1-260-1          | 63-318                    | 6-40.7         | 1-1              | 8-70              | 1-19            | 3-(-10)           | 1-0                | 4 of 15         | 35:03         |
| <b>Oklahoma</b>           | <b>16</b> | <b>15</b> | <b>29-75-0</b>    | <b>19-32-1-174-2</b>   | <b>61-249</b>             | <b>8-44.0</b>  | <b>2-0</b>       | <b>5-67</b>       | <b>1-10</b>     | <b>3-22</b>       | <b>1-0</b>         | <b>4 of 14</b>  | <b>24:57</b>  |
| Tulane                    | 19        | 16        | 34-106-0          | 15-33-1-173-2          | 67-279                    | 6-45.2         | 1-1              | 9-60              | 0-0             | 1-18              | 1-22-1             | 5 of 15         | 26:11         |
| <b>Oklahoma</b>           | <b>34</b> | <b>23</b> | <b>45-182-3</b>   | <b>19-30-1-167-1</b>   | <b>75-349</b>             | <b>5-41.2</b>  | <b>0-0</b>       | <b>6-45</b>       | <b>1-21</b>     | <b>1-24</b>       | <b>1-2</b>         | <b>8 of 16</b>  | <b>31:42</b>  |
| Tennessee                 | 25        | 14        | 52-151-1          | 13-21-0-194-1          | 73-345                    | 8-48.4         | 2-2              | 10-82             | 1-0             | 2-12              | 1-17               | 6 of 19         | 35:41         |
| <b>Oklahoma</b>           | <b>15</b> | <b>16</b> | <b>34-36-1</b>    | <b>18-34-1-186-1</b>   | <b>68-222</b>             | <b>7-51.0</b>  | <b>4-2</b>       | <b>3-32</b>       | <b>0-0</b>      | <b>5-30</b>       | <b>0-0</b>         | <b>3 of 15</b>  | <b>24:28</b>  |
| <b>Oklahoma</b>           | <b>27</b> | <b>11</b> | <b>32-130-2</b>   | <b>10-15-0-161-0</b>   | <b>47-291</b>             | <b>5-47.6</b>  | <b>0-0</b>       | <b>10-78</b>      | <b>1-21</b>     | <b>1-0</b>        | <b>1-63-1</b>      | <b>2 of 11</b>  | <b>24:34</b>  |
| at Auburn                 | 21        | 26        | 43-144-0          | 21-32-1-338-3          | 75-482                    | 3-49.3         | 1-0              | 7-61              | 1-27            | 2-12              | 0-0                | 4 of 14         | 35:26         |
| vs. Texas                 | 34        | 17        | 30-177-3          | 21-31-1-229-1          | 61-406                    | 3-44.3         | 1-0              | 5-57              | 0-0             | 4-70              | 0-0                | 5 of 13         | 27:53         |
| <b>Oklahoma</b>           | <b>3</b>  | <b>18</b> | <b>39-89-0</b>    | <b>19-30-0-148-0</b>   | <b>69-237</b>             | <b>6-47.7</b>  | <b>2-2</b>       | <b>7-49</b>       | <b>3-52</b>     | <b>2-19</b>       | <b>1-0</b>         | <b>4 of 15</b>  | <b>32:07</b>  |
| South Carolina            | 35        | 15        | 41-74-1           | 17-27-0-180-1          | 68-254                    | 8-51.6         | 0-0              | 6-42              | 1-20            | 2-10              | 2-63-1             | 6 of 18         | 31:47         |
| <b>Oklahoma</b>           | <b>9</b>  | <b>19</b> | <b>41-53-0</b>    | <b>22-42-2-238-1</b>   | <b>83-291</b>             | <b>5-46.6</b>  | <b>6-2</b>       | <b>3-27</b>       | <b>2-34</b>     | <b>4-23</b>       | <b>0-0</b>         | <b>6 of 19</b>  | <b>28:13</b>  |
| <b>Oklahoma</b>           | <b>14</b> | <b>24</b> | <b>50-147-0</b>   | <b>22-31-0-182-2</b>   | <b>81-329</b>             | <b>5-45.6</b>  | <b>2-2</b>       | <b>7-71</b>       | <b>2-43</b>     | <b>3-30</b>       | <b>0-0</b>         | <b>8 of 18</b>  | <b>33:45</b>  |
| at Ole Miss               | 26        | 18        | 31-69-2           | 22-30-0-311-1          | 61-380                    | 4-53.0         | 2-1              | 7-94              | 0-0             | 3-9               | 0-0                | 5 of 13         | 26:15         |
| Maine                     | 14        | 14        | 29-107-1          | 17-33-0-144-1          | 62-251                    | 7-37.9         | 1-1              | 1-5               | 3-48            | 0-0               | 0-0                | 4 of 15         | 30:16         |
| <b>Oklahoma</b>           | <b>59</b> | <b>26</b> | <b>52-381-3</b>   | <b>18-26-0-284-2</b>   | <b>78-665</b>             | <b>1-31.0</b>  | <b>1-1</b>       | <b>6-65</b>       | <b>0-0</b>      | <b>4-24</b>       | <b>0-0</b>         | <b>10 of 14</b> | <b>29:44</b>  |
| <b>Oklahoma</b>           | <b>23</b> | <b>15</b> | <b>36-122-0</b>   | <b>17-26-0-135-1</b>   | <b>62-257</b>             | <b>3-44.3</b>  | <b>6-4</b>       | <b>3-25</b>       | <b>0-0</b>      | <b>2-19</b>       | <b>0-0</b>         | <b>5 of 15</b>  | <b>25:34</b>  |
| at Missouri               | 30        | 19        | 46-135            | 14-27-0-143-3          | 73-278                    | 6-41.8         | 2-1              | 6-55              | 0-0             | 0-0               | 0-0                | 11 of 19        | 34:26         |
| Alabama                   | 3         | 13        | 30-70-0           | 11-27-3-164-0          | 57-234                    | 4-42.8         | 0-0              | 4-30              | 0-0             | 3-8               | 0-0                | 7 of 14         | 25:49         |
| <b>Oklahoma</b>           | <b>24</b> | <b>18</b> | <b>50-257-2</b>   | <b>9-12-0-68-0</b>     | <b>62-325</b>             | <b>3-41.7</b>  | <b>1-1</b>       | <b>4-20</b>       | <b>1-14</b>     | <b>0-0</b>        | <b>3-83-1</b>      | <b>7 of 15</b>  | <b>34:11</b>  |
| <b>Oklahoma</b><br>at LSU |           |           |                   |                        |                           |                |                  |                   |                 |                   |                    |                 |               |

STARTING LINEUPS

| OFFENSE        | QB          | RB      | TE    | WR/TE/RB | WR       | WR       | LT      | LG       | C       | RG     | RT      |
|----------------|-------------|---------|-------|----------|----------|----------|---------|----------|---------|--------|---------|
| TEMPLE         | Arnold      | Sawchuk | Sharp | Farooq   | Burks    | Thompson | Sexton  | Hatchett | Hickman | Nwaiwu | Tarquin |
| HOUSTON        | Arnold      | Sawchuk | Sharp | Roberts  | Burks    | Thompson | Tarquin | Sexton   | Bates   | Nwaiwu | Taylor  |
| TULANE         | Arnold      | Sawchuk | Sharp | Ragins   | Burks    | Thompson | Howland | Sexton   | Bates   | Nwaiwu | Tarquin |
| TENNESSEE      | Arnold      | Barnes  | Sharp | Tatum    | Burks    | Anderson | Sexton  | Ozaeta   | Hickman | Nwaiwu | Tarquin |
| at Auburn      | Hawkins Jr. | Barnes  | Sharp | Roberts  | Ragins   | Thompson | Tarquin | Sexton   | Hickman | Nwaiwu | Taylor  |
| vs. Texas      | Hawkins Jr. | Barnes  | Sharp | Hester   | Pettaway | Thompson | Tarquin | Sexton   | Hickman | Nwaiwu | Taylor  |
| SOUTH CAROLINA | Hawkins Jr. | Barnes  | Sharp | Hester   | Ragins   | Thompson | Sexton  | Ozaeta   | Everett | Nwaiwu | Taylor  |
| at Ole Miss    | Arnold      | Barnes  | Sharp | Roberts  | Hester   | Thompson | Sexton  | Ozaeta   | Everett | Nwaiwu | Tarquin |
| MAINE          | Arnold      | Barnes  | Sharp | Roberts  | Hester   | Thompson | Howland | Ozaeta   | Everett | Nwaiwu | Brown   |
| at Missouri    | Arnold      | Tatum   | Sharp | Farooq   | Burks    | Thompson | Howland | Ozaeta   | Everett | Nwaiwu | Brown   |
| ALABAMA        | Arnold      | Tatum   | Sharp | Roberts  | Hester   | Thompson | Howland | Ozaeta   | Everett | Nwaiwu | Brown   |
| at LSU         |             |         |       |          |          |          |         |          |         |        |         |

| DEFENSE        | DE/NB           | NG       | DT      | DE       | MLB      | WLB      | CHEETAH    | CB         | FS              | SS         | CB      |
|----------------|-----------------|----------|---------|----------|----------|----------|------------|------------|-----------------|------------|---------|
| TEMPLE         | Thomas          | Williams | Jackson | Downs    | Stutsman | Lewis    | Dolby      | Malone     | Bowen, P.       | Bowman Jr. | Walker  |
| HOUSTON        | Thomas          | Williams | Jackson | Downs    | Stutsman | Lewis    | Dolby      | Washington | Bowen, P.       | Bowman Jr. | Walker  |
| TULANE         | Thomas          | Williams | Halton  | Downs    | Stutsman | McKinzie | Washington | Malone     | Spears-Jennings | Bowman Jr. | Walker  |
| TENNESSEE      | Spears-Jennings | Williams | Terry   | Downs    | Stutsman | Lewis    | Dolby      | Malone     | Bowen           | Bowman Jr. | Walker  |
| at Auburn      | Thomas          | Williams | Jackson | Downs    | Stutsman | Lewis    | Omosigho   | Malone     | Spears-Jennings | Bowman Jr. | Walker  |
| vs. Texas      | Bowen, P.       | Williams | Jackson | Downs    | Stutsman | Lewis    | Omosigho   | Bowen, E.  | Spears-Jennings | Bowman Jr. | Walker  |
| SOUTH CAROLINA | Thomas          | Williams | Halton  | Downs    | Stutsman | Lewis    | Kanak      | Bowen, E.  | Spears-Jennings | Bowman Jr. | Walker  |
| at Ole Miss    | Thomas          | Williams | Halton  | Downs    | Stutsman | Lewis    | McCullough | Bowen, E.  | Spears-Jennings | Bowman Jr. | Walker  |
| MAINE          | Thomas          | Williams | Jackson | Woullard | Stutsman | Lewis    | Washington | Bowen, E.  | Spears-Jennings | Bowman Jr. | Johnson |
| at Missouri    | Thomas          | Williams | Jackson | Downs    | Stutsman | Lewis    | Washington | Bowen, E.  | Spears-Jennings | Bowman Jr. | Johnson |
| ALABAMA        | Thomas          | Williams | Jackson | Downs    | Stutsman | Lewis    | Washington | Bowen, E.  | Spears-Jennings | Bowman Jr. | Malone  |
| at LSU         |                 |          |         |          |          |          |            |            |                 |            |         |

### 3RD-DOWN CONVERSIONS

| Date     | Opponent    | Score    | Overall |       | 1st Qtr |       | 2nd Qtr |        | 3rd Qtr |       | 4th Qtr |       | OT |    |
|----------|-------------|----------|---------|-------|---------|-------|---------|--------|---------|-------|---------|-------|----|----|
| Aug. 30  | TEMPLE      | W, 51-3  | 1-12    | 8.3%  | 0-3     | 0.0%  | 0-4     | 0.0%   | 0-3     | 0.0%  | 1-2     | 50.0% | -- | -- |
| Sept. 7  | HOUSTON     | W, 16-12 | 4-14    | 28.6% | 0-2     | 0.0%  | 2-5     | 0.0%   | 1-2     | 50.0% | 1-5     | 20.0% | -- | -- |
| Sept. 14 | TULANE      | W, 34-19 | 8-16    | 50.0% | 5-6     | 83.3% | 1-2     | 50.0%  | 1-3     | 33.3% | 1-5     | 20.0% | -- | -- |
| Sept. 21 | TENNESSEE   | L, 15-25 | 3-15    | 20.0% | 1-4     | 25.0% | 0-3     | 0.0%   | 0-3     | 0.0%  | 2-5     | 40.0% | -- | -- |
| Sept. 28 | at Auburn   | W, 27-21 | 2-10    | 20.0% | 1-3     | 33.3% | 0-2     | 0.0%   | 1-3     | 33.3% | 0-2     | 0.0%  | -- | -- |
| Oct. 12  | vs. TEXAS   | L, 3-34  | 4-15    | 26.7% | 1-4     | 25.0% | 0-2     | 0.0%   | 0-2     | 0.0%  | 3-7     | 42.9% | -- | -- |
| Oct. 19  | S. CAROLINA | L, 9-35  | 6-19    | 31.6% | 1-4     | 25.0% | 1-5     | 20.0%  | 3-4     | 75.0% | 1-6     | 16.7% | -- | -- |
| Oct. 26  | at Ole Miss | L, 14-26 | 8-18    | 44.4% | 3-4     | 75.0% | 4-5     | 80.0%  | 1-4     | 25.0% | 0-5     | 0.0%  | -- | -- |
| Nov. 2   | MAINE       | W, 59-14 | 10-14   | 71.4% | 1-3     | 33.3% | 4-4     | 100.0% | 3-4     | 75.0% | 2-3     | 66.7% | -- | -- |
| Nov. 9   | at Missouri | L, 23-30 | 5-15    | 33.3% | 2-5     | 40.0% | 0-2     | 0.0%   | 0-3     | 0.0%  | 3-5     | 60.0% | -- | -- |
| Nov. 23  | ALABAMA     | W, 24-3  | 7-15    | 46.7% | 0-3     | 0.0%  | 5-6     | 83.3%  | 1-2     | 50.0% | 1-4     | 25.0% | -- | -- |
| Nov. 30  | at LSU      |          |         |       |         |       |         |        |         |       |         |       |    |    |

### 4TH-DOWN CONVERSIONS

| Date     | Opponent    | Score    | Overall |        | 1st Qtr |        | 2nd Qtr |        | 3rd Qtr |        | 4th Qtr |        | OT |    |
|----------|-------------|----------|---------|--------|---------|--------|---------|--------|---------|--------|---------|--------|----|----|
| Aug. 30  | TEMPLE      | W, 51-3  | 3-3     | 100.0% | 1-1     | 100.0% | 2-2     | 100.0% | 0-0     | 0.0%   | 0-0     | 0.0%   | -- | -- |
| Sept. 7  | HOUSTON     | W, 16-12 | 0-0     | 0.0%   | 0-0     | 0.0%   | 0-0     | 0.0%   | 0-0     | 0.0%   | 0-0     | 0.0%   | -- | -- |
| Sept. 14 | TULANE      | W, 34-19 | 0-0     | 0.0%   | 0-0     | 0.0%   | 0-0     | 0.0%   | 0-0     | 0.0%   | 0-0     | 0.0%   | -- | -- |
| Sept. 21 | TENNESSEE   | L, 15-25 | 1-3     | 33.3%  | 0-1     | 0.0%   | 0-0     | 0.0%   | 0-0     | 0.0%   | 1-2     | 50.0%  | -- | -- |
| Sept. 28 | at Auburn   | W, 27-21 | 0-1     | 0.0%   | 0-0     | 0.0%   | 0-0     | 0.0%   | 0-0     | 0.0%   | 0-1     | 0.0%   | -- | -- |
| Oct. 12  | vs. TEXAS   | L, 3-34  | 1-2     | 50.0%  | 0-0     | 0.0%   | 0-0     | 0.0%   | 0-0     | 0.0%   | 1-2     | 50.0%  | -- | -- |
| Oct. 19  | S. CAROLINA | L, 9-35  | 1-5     | 20.0%  | 0-0     | 0.0%   | 0-1     | 0.0%   | 0-0     | 0.0%   | 1-4     | 25.0%  | -- | -- |
| Oct. 26  | at Ole Miss | L, 14-26 | 2-5     | 40.0%  | 0-1     | 0.0%   | 0-0     | 0.0%   | 0-0     | 0.0%   | 2-4     | 50.0%  | -- | -- |
| Nov. 2   | MAINE       | W, 59-14 | 2-2     | 100.0% | 1-1     | 100.0% | 0-0     | 0.0%   | 1-1     | 100.0% | 0-0     | 0.0%   | -- | -- |
| Nov. 9   | at Missouri | L, 23-30 | 3-4     | 75.0%  | 1-1     | 100.0% | 0-0     | 0.0%   | 1-2     | 50.0%  | 1-1     | 100.0% | -- | -- |
| Nov. 23  | ALABAMA     | W, 24-3  | 1-1     | 100.0% | 0-0     | 0.0%   | 0-0     | 0.0%   | 0-0     | 0.0%   | 1-1     | 100.0% | -- | -- |
| Nov. 30  | at LSU      |          |         |        |         |        |         |        |         |        |         |        |    |    |

### TIME OF POSSESSION

| Date     | Opponent    | Score    | Overall | 1st Qtr | 2nd Qtr | 3rd Qtr | 4th Qtr |
|----------|-------------|----------|---------|---------|---------|---------|---------|
| Aug. 30  | TEMPLE      | W, 51-3  | 28:29   | 7:16    | 8:12    | 6:36    | 6:25    |
| Sept. 7  | HOUSTON     | W, 16-12 | 24:57   | 3:48    | 7:35    | 4:36    | 8:58    |
| Sept. 14 | TULANE      | W, 34-19 | 31:42   | 7:05    | 7:19    | 8:30    | 8:48    |
| Sept. 21 | TENNESSEE   | L, 15-25 | 24:28   | 8:34    | 3:16    | 3:21    | 9:17    |
| Sept. 28 | at Auburn   | W, 27-21 | 24:34   | 3:22    | 7:30    | 8:33    | 5:09    |
| Oct. 12  | vs. TEXAS   | L, 3-34  | 32:07   | 9:53    | 6:12    | 4:47    | 11:15   |
| Oct. 19  | S. CAROLINA | L, 9-35  | 28:13   | 7:36    | 8:35    | 4:09    | 7:53    |
| Oct. 26  | at Ole Miss | L, 14-26 | 33:45   | 9:06    | 7:46    | 6:45    | 10:08   |
| Nov. 2   | MAINE       | W, 59-14 | 29:44   | 3:10    | 10:02   | 6:52    | 9:40    |
| Nov. 9   | at Missouri | L, 23-30 | 25:34   | 3:01    | 10:16   | 4:28    | 7:49    |
| Nov. 23  | ALABAMA     | W, 24-3  | 34:11   | 6:30    | 11:12   | 5:49    | 10:40   |
| Nov. 30  | at LSU      |          |         |         |         |         |         |

### OU GIVEAWAYS/TAKEAWAYS

| Game         | Giveaways |          |           | Takeaways |          |           | Dif.      |
|--------------|-----------|----------|-----------|-----------|----------|-----------|-----------|
|              | Fum       | Int      | Tot       | Fum       | Int      | Tot       |           |
| TEMPLE       | 0         | 0        | 0         | 4         | 2        | 6         | +6        |
| HOUSTON      | 0         | 1        | 1         | 1         | 1        | 2         | +1        |
| TULANE       | 0         | 1        | 1         | 1         | 1        | 2         | +1        |
| TENNESSEE    | 2         | 1        | 3         | 2         | 0        | 2         | -1        |
| at Auburn    | 0         | 0        | 0         | 0         | 1        | 1         | +1        |
| vs. TEXAS    | 2         | 0        | 2         | 0         | 1        | 1         | -1        |
| S. CAROLINA  | 2         | 2        | 4         | 0         | 0        | 0         | -4        |
| at Ole Miss  | 2         | 0        | 2         | 1         | 0        | 1         | -1        |
| MAINE        | 1         | 0        | 1         | 1         | 0        | 1         | 0         |
| at Missouri  | 4         | 0        | 4         | 1         | 0        | 1         | -3        |
| ALABAMA      | 1         | 0        | 1         | 0         | 3        | 3         | +2        |
| at LSU       |           |          |           |           |          |           |           |
| <b>Total</b> | <b>14</b> | <b>5</b> | <b>19</b> | <b>11</b> | <b>9</b> | <b>20</b> | <b>+1</b> |

### FUMBLES

| Name                 | No.- Lost    |
|----------------------|--------------|
| Arnold, Jackson      | 11-6         |
| Tatum, Taylor        | 4-3          |
| Hawkins Jr., Michael | 3-2          |
| Bowen, Peyton        | 2-1          |
| Burks, Deion         | 1-1          |
| Franklin, Sam        | 1-1          |
| Bowman Jr., Billy    | 1-0          |
| Hicks, Kalib         | 1-0          |
| Sharp, Bauer         | 1-0          |
| <b>Total</b>         | <b>24-14</b> |

### OPENING DRIVES — OFFENSE

| Game        | 1st Half     | 2nd Half     |
|-------------|--------------|--------------|
| TEMPLE      | Touchdown    | Punt         |
| HOUSTON     | Punt         | Interception |
| TULANE      | Touchdown    | Field Goal   |
| TENNESSEE   | Downs        | Punt         |
| at Auburn   | Touchdown    | Punt         |
| vs. TEXAS   | Missed FG    | Punt         |
| S. CAROLINA | Interception | Touchdown    |
| at Ole Miss | Downs        | Punt         |
| MAINE       | Punt         | Touchdown    |
| at Missouri | Punt         | Downs        |
| ALABAMA     | Punt         | Touchdown    |
| LSU         |              |              |

### OPENING DRIVES — DEFENSE

| Game        | 1st Half     | 2nd Half     |
|-------------|--------------|--------------|
| TEMPLE      | Punt         | Punt         |
| HOUSTON     | Field Goal   | Touchdown    |
| TULANE      | Punt         | Touchdown    |
| TENNESSEE   | Punt         | Punt         |
| at Auburn   | Punt         | Punt         |
| vs. TEXAS   | Interception | Downs        |
| S. CAROLINA | Touchdown    | Punt         |
| at Ole Miss | Touchdown    | Touchdown    |
| MAINE       | Touchdown    | Fumble       |
| at Missouri | Punt         | Punt         |
| ALABAMA     | Punt         | Interception |
| LSU         |              |              |

### OU ON PREGAME COIN FLIPS

| Game        | Result          | Score    |
|-------------|-----------------|----------|
| TEMPLE      | Lost (Kicked)   | W, 51-3  |
| HOUSTON     | Lost (Received) | W, 16-12 |
| TULANE      | Won (Kicked)    | W, 34-19 |
| TENNESSEE   | Lost (Received) | L, 15-25 |
| at Auburn   | Won (Kicked)    | W, 27-21 |
| vs. TEXAS   | Lost (Kicked)   | L, 3-34  |
| S. CAROLINA | Lost (Received) | L, 9-35  |
| at Ole Miss | Won (Kicked)    | L, 14-26 |
| MAINE       | Lost (Received) | W, 59-14 |
| at Missouri | Lost (Received) | L, 23-30 |
| ALABAMA     | Lost (Received) | W, 24-3  |
| LSU         |                 |          |

## DEFENSIVE LEADERS

| No.              | Name                    | GP        | Solo       | Ast        | Total      | TFL-Yds       | Sacks-Yards   | Int-Yds      | BrUp      | QBH       | Rcv-Yds      | FF        | Block    | Saf      |
|------------------|-------------------------|-----------|------------|------------|------------|---------------|---------------|--------------|-----------|-----------|--------------|-----------|----------|----------|
| 28               | Stutsman, Danny         | 11        | 41         | 59         | 100        | 7.5-15        | 1-4           | .            | .         | 3         | .            | .         | .        | .        |
| 3                | Spears-Jennings, Robert | 11        | 38         | 20         | 58         | 5-27          | 2.5-22        | 1-0          | 1         | .         | 2-0          | 4         | .        | .        |
| 10               | Lewis, Kip              | 11        | 25         | 25         | 50         | 4-5           | .             | 2-112        | 1         | .         | .            | .         | .        | .        |
| 2                | Bowman Jr., Billy       | 11        | 30         | 18         | 48         | 2.5-3         | .             | 2-2          | 3         | 1         | 2-43         | .         | .        | .        |
| 24               | Omosigho, Sammy         | 11        | 14         | 15         | 29         | 4.5-8         | .             | .            | 1         | 2         | .            | 1         | .        | .        |
| 52               | Williams, Damonic       | 11        | 12         | 17         | 29         | 4-12          | 1-5           | .            | .         | 2         | .            | 1         | .        | .        |
| 65               | Jackson, Jayden         | 11        | 8          | 18         | 26         | 3-8           | 2-3           | .            | 1         | .         | .            | .         | .        | .        |
| 11               | McKinzie, Kobie         | 11        | 13         | 13         | 26         | 3-9           | 1.5-7         | .            | 1         | 2         | .            | .         | .        | .        |
| 22               | Bowen, Peyton           | 11        | 14         | 12         | 26         | 0.5-1         | .             | .            | .         | 1         | .            | .         | .        | .        |
| 26               | Walker, Kani            | 11        | 18         | 6          | 24         | 2-4           | .             | 1-10         | 6         | .         | .            | .         | .        | .        |
| 40               | Downs, Ethan            | 10        | 17         | 7          | 24         | 8-33          | 3-22          | .            | 2         | 1         | 1-1          | 1         | .        | .        |
| 4                | Malone, Dez             | 10        | 19         | 5          | 24         | 1.5-3         | .             | .            | 2         | .         | .            | .         | .        | .        |
| 23               | Bowen, Eli              | 9         | 18         | 6          | 24         | 2-3           | .             | 1-25         | 4         | .         | .            | .         | .        | .        |
| 56               | Halton, Gracen          | 11        | 12         | 11         | 23         | 5-37          | 4-32          | .            | .         | 3         | 1-0          | 1         | .        | 1        |
| 32               | Thomas, R Mason         | 11        | 11         | 9          | 20         | 10.5-56       | 8-52          | .            | 1         | 10        | 1-8          | 1         | .        | .        |
| 20               | Carter, Lewis           | 11        | 15         | 5          | 20         | 2-8           | .             | .            | .         | .         | 1-0          | 1         | .        | .        |
| 5                | Washington, Woodi       | 10        | 9          | 11         | 20         | .             | .             | 1-9          | .         | .         | .            | .         | .        | .        |
| 30               | Ford, Trace             | 11        | 10         | 9          | 19         | 4-16          | 1.5-7         | .            | 1         | 1         | .            | 2         | .        | .        |
| 95               | Terry, Da'Jon           | 11        | 10         | 9          | 19         | 5-8           | 0.5-1         | .            | .         | .         | 1-0          | .         | .        | .        |
| 1                | McCullough, Dasan       | 6         | 9          | 7          | 16         | 2.5-6         | .             | .            | .         | .         | .            | .         | .        | .        |
| 7                | Kanak, Jaren            | 11        | 3          | 12         | 15         | .             | .             | .            | .         | .         | 1-21         | .         | .        | .        |
| 19               | Johnson, Jacobe         | 11        | 12         | 1          | 13         | .             | .             | .            | .         | .         | .            | .         | .        | .        |
| 90               | Woullard, Caiden        | 11        | 4          | 9          | 13         | 2.5-6         | 1.5-4         | .            | 1         | 2         | .            | .         | .        | .        |
| 15               | Dolby, Kendel           | 3         | 7          | 3          | 10         | 1-2           | 1-2           | .            | 1         | 1         | .            | .         | .        | .        |
| 25               | Boganowski, Michael     | 11        | 5          | 3          | 8          | .             | .             | .            | .         | .         | .            | .         | .        | .        |
| 0                | Stone, David            | 11        | 2          | 4          | 6          | 2-14          | 1-10          | .            | .         | .         | .            | .         | .        | .        |
| 38               | Heinecke, Owen          | 11        | 4          | 1          | 5          | .             | .             | .            | .         | .         | .            | .         | .        | .        |
| 96               | Sears, Davon            | 4         | 3          | 1          | 4          | 2-13          | 1-7           | .            | .         | .         | .            | .         | .        | .        |
| 14               | Hardy, Jaydan           | 11        | 3          | 1          | 4          | .             | .             | 1-26         | 1         | .         | .            | .         | .        | .        |
| 34               | Adebawore, Adepoju      | 8         | 2          | 2          | 4          | 1.5-17        | 1-13          | .            | .         | .         | .            | .         | .        | .        |
| 50               | Anderson, Ben           | 11        | 1          | 2          | 3          | .             | .             | .            | .         | .         | .            | .         | .        | .        |
| 13               | Powers III, Reggie      | 10        | 1          | 2          | 3          | .             | .             | .            | .         | .         | .            | .         | .        | .        |
| 44               | Wein, Taylor            | 10        | .          | 2          | 2          | .             | .             | .            | .         | .         | .            | .         | .        | .        |
| 99               | Strong, Markus          | 1         | 2          | .          | 2          | 2-7           | 2-7           | .            | .         | .         | .            | .         | .        | .        |
| 13               | Hester, JJ              | 11        | 2          | .          | 2          | .             | .             | .            | .         | .         | 1-0          | 1         | .        | .        |
| 21               | Newcombe, Jeremiah      | 3         | 1          | 1          | 2          | .             | .             | .            | 1         | .         | .            | .         | .        | .        |
| 47               | Nesta, James            | 1         | 1          | 1          | 2          | .             | .             | .            | .         | .         | .            | .         | .        | .        |
| 55               | Sanders, Ashton         | 9         | .          | 1          | 1          | 0.5-3         | 0.5-3         | .            | .         | .         | .            | .         | .        | .        |
| 6                | Burks, Deion            | 5         | 1          | .          | 1          | .             | .             | .            | .         | .         | .            | .         | .        | .        |
| 34               | Schmit, Zach            | 11        | 1          | .          | 1          | .             | .             | .            | .         | .         | .            | .         | .        | .        |
| 8                | Vickers, Makari         | 4         | 1          | .          | 1          | .             | .             | .            | .         | .         | .            | .         | .        | .        |
| 10               | Sharp, Bauer            | 11        | 1          | .          | 1          | .             | .             | .            | .         | .         | .            | .         | .        | .        |
| 80               | Kysar, Bergin           | 1         | 1          | .          | 1          | .             | .             | .            | .         | .         | .            | .         | .        | .        |
| <b>Totals</b>    |                         | <b>11</b> | <b>401</b> | <b>328</b> | <b>729</b> | <b>88-324</b> | <b>33-201</b> | <b>9-184</b> | <b>28</b> | <b>29</b> | <b>11-73</b> | <b>13</b> | <b>0</b> | <b>1</b> |
| <b>Opponents</b> |                         | <b>11</b> | <b>456</b> | <b>330</b> | <b>786</b> | <b>84-368</b> | <b>42-265</b> | <b>5-102</b> | <b>25</b> | <b>19</b> | <b>14-55</b> | <b>16</b> | <b>0</b> | <b>1</b> |

## DEFENSIVE GAME-BY-GAME

## TACKLES

| Player                  | UA-A  | Total | TEM | HOU  | TLN | TEN | AUB | UT  | SCAR | OM  | MAINE | MIZ  | ALA | LSU |
|-------------------------|-------|-------|-----|------|-----|-----|-----|-----|------|-----|-------|------|-----|-----|
| Stutsman, Danny         | 41-59 | 100   | 3-3 | 12-3 | 6-6 | 0-3 | 1-3 | 2-4 | 5-11 | 4-5 | 2-4   | 5-14 | 1-3 |     |
| Spears-Jennings, Robert | 38-20 | 58    | 3-1 | 4-1  | 6-1 | 7-6 | 4-2 | 5-0 | 3-3  | 3-1 | 1-1   | 1-2  | 1-2 |     |
| Lewis, Kip              | 25-25 | 50    | 3-1 | 2-2  | 0-1 | 4-3 | 4-1 | 3-3 | 2-6  | 6-1 | 0-1   | 1-6  | -   |     |
| Bowman Jr., Billy       | 30-18 | 48    | 3-0 | 4-1  | 3-0 | 0-4 | 7-1 | 1-0 | 0-3  | 4-3 | 2-2   | 2-3  | 4-1 |     |
| Omosigho, Sammy         | 14-15 | 29    | 1-2 | 5-0  | 2-2 | 0-4 | 2-1 | -   | 1-1  | 1-0 | 0-1   | 2-2  | 0-2 |     |
| Williams, Damon         | 12-17 | 29    | 0-2 | 1-1  | 1-2 | 4-0 | 1-0 | 2-2 | 0-4  | 0-1 | 0-1   | 2-2  | 1-2 |     |
| Bowen, Peyton           | 14-12 | 26    | -   | 0-1  | 1-0 | 0-7 | 4-1 | 4-0 | 2-2  | 1-0 | 1-0   | -    | 1-1 |     |
| McKinzie, Kobie         | 13-13 | 26    | 1-0 | 1-1  | 1-3 | -   | 3-3 | 1-1 | 2-0  | 0-1 | 2-1   | 1-1  | 1-2 |     |
| Jackson, Jayden         | 8-18  | 26    | 1-0 | 0-1  | 1-1 | 1-2 | -   | 0-5 | 2-2  | 1-1 | 0-1   | 1-2  | 1-3 |     |
| Malone, Dez             | 19-5  | 24    | 1-0 | 2-0  | 1-0 | 2-1 | 3-1 | 0-1 | DNP  | 4-1 | -     | 1-1  | 5-0 |     |
| Bowen, Eli              | 18-6  | 24    | DNP | DNP  | -   | 2-0 | 2-0 | 5-3 | 3-0  | 1-1 | 1-0   | 1-1  | 3-1 |     |
| Walker, Kani            | 18-6  | 24    | 2-1 | -    | 3-1 | 3-2 | 2-1 | 1-0 | 3-0  | 3-0 | 0-1   | -    | 1-0 |     |
| Downs, Ethan            | 17-7  | 24    | 2-0 | 0-2  | 1-1 | 2-0 | 1-1 | 3-0 | 2-0  | 1-0 | DNP   | 3-3  | 2-0 |     |
| Halton, Gracen          | 12-11 | 23    | 2-1 | 2-0  | 2-0 | 1-0 | 1-0 | 1-1 | 2-1  | 0-4 | -     | 1-2  | 0-2 |     |
| Carter, Lewis           | 15-5  | 20    | 3-1 | 2-0  | -   | 6-0 | 1-0 | 1-1 | 0-1  | -   | 1-1   | 1-1  | -   |     |
| Thomas, R Mason         | 11-9  | 20    | 2-1 | 0-1  | 3-0 | 0-1 | 3-1 | -   | 0-1  | 0-1 | 0-1   | 1-1  | 2-1 |     |
| Washington, Woodi       | 9-11  | 20    | DNP | 2-4  | -   | 2-1 | 2-4 | 1-0 | -    | 1-1 | 1-0   | -    | 0-1 |     |
| Ford, Trace             | 10-9  | 19    | -   | -    | -   | 3-0 | 4-1 | -   | 1-2  | 1-0 | 1-0   | 0-5  | 0-1 |     |
| Terry, Da'Jon           | 10-9  | 19    | 1-0 | 0-2  | 3-1 | 1-1 | 0-1 | 1-2 | -    | 1-1 | 1-0   | 0-1  | 2-0 |     |
| McCullough, Dasan       | 9-7   | 16    | DNP | DNP  | DNP | DNP | DNP | 1-0 | 0-1  | 4-1 | 1-1   | 1-1  | 2-3 |     |
| Kanak, Jaren            | 3-12  | 15    | 0-2 | 0-3  | 0-1 | -   | -   | 0-1 | 1-2  | -   | 2-3   | -    | -   |     |
| Johnson, Jacobe         | 12-1  | 13    | 3-1 | 2-0  | 1-0 | -   | -   | -   | 2-0  | -   | 2-0   | 2-0  | -   |     |
| Woullard, Caiden        | 4-9   | 13    | -   | 1-0  | -   | 0-1 | 1-1 | 0-1 | 0-2  | 1-1 | 0-1   | 1-2  | -   |     |
| Dolby, Kendel           | 7-3   | 10    | 2-0 | 4-1  | DNP | 1-2 | DNP | DNP | DNP  | DNP | DNP   | DNP  | DNP |     |
| Boganowski, Michael     | 5-3   | 8     | 1-0 | 0-1  | -   | -   | 1-1 | 1-0 | -    | -   | 2-1   | -    | -   |     |
| Stone, David            | 2-4   | 6     | 0-2 | -    | -   | 1-0 | -   | -   | 0-1  | -   | 1-0   | -    | 0-1 |     |
| Heinecke, Owen          | 4-1   | 5     | 2-0 | -    | -   | -   | -   | 1-0 | 0-1  | -   | 1-0   | -    | -   |     |
| Hardy, Jaydan           | 3-1   | 4     | -   | 0-1  | -   | 1-0 | -   | -   | -    | -   | 2-0   | -    | -   |     |
| Sears, Davon            | 3-1   | 4     | 0-1 | -    | DNP | DNP | DNP | DNP | DNP  | DNP | 3-0   | DNP  | -   |     |
| Adebawore, Adepoju      | 2-2   | 4     | -   | -    | -   | DNP | -   | 0-1 | 2-1  | -   | -     | DNP  | DNP |     |
| Powers III, Reggie      | 1-2   | 3     | -   | -    | DNP | -   | -   | 1-0 | -    | -   | 0-1   | -    | 0-1 |     |
| Anderson, Ben           | 1-2   | 3     | -   | -    | -   | -   | 1-0 | -   | 0-1  | -   | -     | -    | 0-1 |     |
| Hester, JJ              | 2-0   | 2     | -   | -    | -   | 1-0 | -   | -   | -    | 1-0 | -     | -    | -   |     |
| Strong, Markus          | 2-0   | 2     | 2-0 | DNP  | DNP | DNP | DNP | DNP | DNP  | DNP | DNP   | DNP  | DNP |     |
| Newcombe, Jeremiah      | 1-1   | 2     | 0-1 | DNP  | DNP | DNP | DNP | DNP | -    | DNP | 1-0   | DNP  | DNP |     |
| Nesta, James            | 1-1   | 2     | 1-1 | DNP  | DNP | DNP | DNP | DNP | DNP  | DNP | DNP   | DNP  | DNP |     |
| Wein, Taylor            | 0-2   | 2     | -   | DNP  | -   | -   | -   | -   | -    | -   | 0-2   | -    | -   |     |
| Burks, Deion            | 1-0   | 1     | -   | 1-0  | -   | -   | DNP | DNP | DNP  | DNP | DNP   | -    | DNP |     |
| Vickers, Makari         | 1-0   | 1     | DNP | DNP  | DNP | -   | -   | 1-0 | -    | DNP | DNP   | DNP  | DNP |     |
| Sharp, Bauer            | 1-0   | 1     | -   | -    | -   | -   | -   | 1-0 | -    | -   | -     | -    | -   |     |
| Schmit, Zach            | 1-0   | 1     | -   | -    | -   | -   | 1-0 | -   | -    | -   | -     | -    | -   |     |
| Kysar, Bergin           | 1-0   | 1     | 1-0 | DNP  | DNP | DNP | DNP | DNP | DNP  | DNP | DNP   | DNP  | DNP |     |
| Sanders, Ashton         | 0-1   | 1     | 0-1 | -    | -   | -   | -   | -   | -    | DNP | -     | DNP  | -   |     |

## DEFENSIVE GAME-BY-GAME

### TACKLES FOR LOSS

| Player                  | UA-A | Total | TEM   | HOU    | TLN    | TEN   | AUB    | UT    | SCAR   | OM    | MAINE  | MIZ   | ALA   | LSU |
|-------------------------|------|-------|-------|--------|--------|-------|--------|-------|--------|-------|--------|-------|-------|-----|
| Thomas, R Mason         | 8-5  | 10.5  | 1.0-1 | -      | 3.0-17 | 0.5-1 | 2.0-19 | -     | 0.5-4  | 0.5-1 | -      | 1.5-7 | 1.5-6 |     |
| Downs, Ethan            | 8-0  | 8.0   | 1.0-7 | -      | 1.0-2  | -     | -      | 1.0-6 | 1.0-9  | 1.0-1 | DNP    | 1.0-6 | 2.0-2 |     |
| Stutsman, Danny         | 5-5  | 7.5   | -     | 1.0-1  | 0.5-1  | -     | 0.5-1  | 1.5-3 | 1.5-1  | 1.5-4 | 1.0-4  | -     | -     |     |
| Spears-Jennings, Robert | 4-2  | 5.0   | -     | 1.0-1  | 0.5-0  | 1.0-9 | 1.0-9  | -     | 0.5-4  | -     | -      | -     | 1.0-4 |     |
| Halton, Gracen          | 4-2  | 5.0   | 1.5-9 | 2.0-16 | -      | -     | -      | -     | 1.5-12 | -     | -      | -     | -     |     |
| Terry, Da'Jon           | 3-4  | 5.0   | -     | -      | -      | 0.5-1 | 0.5-1  | 1.0-2 | -      | -     | 1.0-1  | -     | 2.0-3 |     |
| Omosigbo, Sammy         | 4-1  | 4.5   | 0.5-1 | 2.0-4  | -      | -     | 1.0-2  | -     | 1.0-1  | -     | -      | -     | -     |     |
| Lewis, Kip              | 3-2  | 4.0   | 0.5-0 | -      | -      | -     | 1.0-2  | 1.0-1 | 0.5-1  | 1.0-1 | -      | -     | -     |     |
| Ford, Trace             | 3-2  | 4.0   | -     | -      | -      | 2.0-7 | 1.0-1  | -     | 1.0-8  | -     | -      | -     | -     |     |
| Williams, Damonic       | 3-2  | 4.0   | -     | 1.0-5  | -      | 1.0-1 | -      | -     | 0.5-1  | -     | -      | 1.5-5 | -     |     |
| Jackson, Jayden         | 3-0  | 3.0   | -     | -      | -      | -     | -      | -     | 1.0-2  | -     | -      | 1.0-1 | 1.0-5 |     |
| McKinzie, Kobie         | 2-2  | 3.0   | -     | -      | 1.0-1  | -     | 1.0-6  | -     | -      | 0.5-1 | -      | 0.5-1 | -     |     |
| McCullough, Dasan       | 2-1  | 2.5   | DNP   | DNP    | DNP    | DNP   | DNP    | -     | -      | 1.0-2 | -      | 1.0-3 | 0.5-1 |     |
| Bowman Jr., Billy       | 2-1  | 2.5   | 1.0-1 | -      | -      | -     | -      | -     | -      | 0.5-1 | -      | 1.0-1 | -     |     |
| Woullard, Caiden        | 1-3  | 2.5   | -     | -      | -      | -     | -      | 0.5-1 | -      | 1.5-5 | -      | 0.5-0 | -     |     |
| Stone, David            | 2-0  | 2.0   | -     | -      | -      | 1.0-4 | -      | -     | -      | -     | 1.0-10 | -     | -     |     |
| Carter, Lewis           | 2-0  | 2.0   | -     | -      | -      | 2.0-8 | -      | -     | -      | -     | -      | -     | -     |     |
| Bowen, Eli              | 2-0  | 2.0   | DNP   | DNP    | -      | -     | -      | 1.0-1 | -      | -     | 1.0-2  | -     | -     |     |
| Walker, Kani            | 2-0  | 2.0   | -     | -      | -      | 1.0-1 | -      | -     | -      | -     | -      | -     | 1.0-3 |     |
| Sears, Davon            | 2-0  | 2.0   | -     | -      | DNP    | DNP   | DNP    | DNP   | DNP    | DNP   | 2.0-13 | DNP   | -     |     |
| Strong, Markus          | 2-0  | 2.0   | 2.0-7 | DNP    | DNP    | DNP   | DNP    | DNP   | DNP    | DNP   | DNP    | DNP   | DNP   |     |
| Malone, Dez             | 1-1  | 1.5   | -     | -      | 1.0-2  | -     | -      | -     | DNP    | 0.5-1 | -      | -     | -     |     |
| Adebawore, Adepoju      | 1-1  | 1.5   | -     | -      | -      | DNP   | -      | -     | 1.5-17 | -     | -      | DNP   | DNP   |     |
| Dolby, Kendel           | 1-0  | 1.0   | 1.0-2 | -      | DNP    | -     | DNP    | DNP   | DNP    | DNP   | DNP    | DNP   | DNP   |     |
| Bowen, Peyton           | 0-1  | 0.5   | -     | -      | -      | -     | -      | -     | 0.5-1  | -     | -      | -     | -     |     |
| Sanders, Ashton         | 0-1  | 0.5   | 0.5-3 | -      | -      | -     | -      | -     | -      | DNP   | -      | DNP   | -     |     |

### SACKS

| Player                  | UA-A | Total | TEM   | HOU  | TLN  | TEN   | AUB  | UT  | SCAR   | OM  | MAINE | MIZ   | ALA | LSU |
|-------------------------|------|-------|-------|------|------|-------|------|-----|--------|-----|-------|-------|-----|-----|
| Thomas, R Mason         | 7-2  | 8     | -     | -    | 3-17 | 0.5-1 | 2-19 | -   | 0.5-4  | -   | -     | 1-6   | 1-5 |     |
| Halton, Gracen          | 3-2  | 4     | 1.5-9 | 1-11 | -    | -     | -    | -   | 1.5-12 | -   | -     | -     | -   |     |
| Downs, Ethan            | 3-0  | 3     | 1-7   | -    | -    | -     | -    | 1-6 | 1-9    | -   | DNP   | -     | -   |     |
| Spears-Jennings, Robert | 2-1  | 2.5   | -     | -    | -    | 1-9   | 1-9  | -   | 0.5-4  | -   | -     | -     | -   |     |
| Jackson, Jayden         | 2-0  | 2     | -     | -    | -    | -     | -    | -   | 1-2    | -   | -     | 1-1   | -   |     |
| Strong, Markus          | 2-0  | 2     | 2-7   | DNP  | DNP  | DNP   | DNP  | DNP | DNP    | DNP | DNP   | DNP   | DNP |     |
| McKinzie, Kobie         | 1-1  | 1.5   | -     | -    | -    | -     | 1-6  | -   | -      | -   | -     | 0.5-1 | -   |     |
| Ford, Trace             | 1-1  | 1.5   | -     | -    | -    | 1-3   | -    | -   | 0.5-4  | -   | -     | -     | -   |     |
| Woullard, Caiden        | 1-1  | 1.5   | -     | -    | -    | -     | -    | -   | -      | 1-4 | -     | 0.5-0 | -   |     |
| Stone, David            | 1-0  | 1     | -     | -    | -    | -     | -    | -   | -      | -   | 1-10  | -     | -   |     |
| Dolby, Kendel           | 1-0  | 1     | 1-2   | -    | DNP  | -     | DNP  | DNP | DNP    | DNP | DNP   | DNP   | DNP |     |
| Stutsman, Danny         | 1-0  | 1     | -     | -    | -    | -     | -    | -   | -      | -   | 1-4   | -     | -   |     |
| Adebawore, Adepoju      | 1-0  | 1     | -     | -    | -    | DNP   | -    | -   | 1-13   | -   | -     | DNP   | DNP |     |
| Williams, Damonic       | 1-0  | 1     | -     | 1-5  | -    | -     | -    | -   | -      | -   | -     | -     | -   |     |
| Sears, Davon            | 1-0  | 1     | -     | -    | DNP  | DNP   | DNP  | DNP | DNP    | DNP | 1-7   | DNP   | -   |     |
| Sanders, Ashton         | 0-1  | 0.5   | 0.5-3 | -    | -    | -     | -    | -   | -      | DNP | -     | DNP   | -   |     |
| Terry, Da'Jon           | 0-1  | 0.5   | -     | -    | -    | 0.5-1 | -    | -   | -      | -   | -     | -     | -   |     |

**PARTICIPATION GAME-BY-GAME**

| NO. | NAME                 | GP/GS | TEM   | HOU   | TLN   | TEN   | AUB   | UT    | SCAR  | OM    | MAINE | MIZ   | ALA   | LSU   |
|-----|----------------------|-------|-------|-------|-------|-------|-------|-------|-------|-------|-------|-------|-------|-------|
| 34  | Adebawore, Adepoju   | 8/0   | XXX   | XXX   | XXX   | ...   | XXX   | XXX   | XXX   | XXX   | XXX   | ...   | ...   | ...   |
| 75  | Akinkunmi, Daniel    | 1/0   | ...   | ...   | ...   | ...   | ...   | ...   | ...   | ...   | XXX   | ...   | ...   | ...   |
| 50  | Anderson, Ben        | 11/0  | XXX   | XXX   | XXX   | XXX   | XXX   | XXX   | XXX   | XXX   | XXX   | XXX   | XXX   | XXX   |
| 4   | Anderson, Nic        | 1/1   | ...   | ...   | ...   | START | ...   | ...   | ...   | ...   | ...   | ...   | ...   | ...   |
| 5   | Anthony, Andre       | 1/0   | XXX   | ...   | ...   | ...   | ...   | ...   | ...   | ...   | ...   | ...   | ...   | ...   |
| 11  | Arnold, Jackson      | 9/8   | START | START | START | START | ...   | ...   | XXX   | START | START | START | START | START |
| 73  | Autry-Dent, Isaiah   | 1/0   | ...   | ...   | ...   | ...   | ...   | ...   | ...   | ...   | XXX   | ...   | ...   | ...   |
| 2   | Barnes, Jovantae     | 9/6   | XXX   | XXX   | XXX   | START | START | START | START | START | START | ...   | ...   | ...   |
| 64  | Bates, Joshua        | 4/2   | XXX   | START | START | ...   | ...   | ...   | ...   | ...   | XXX   | ...   | ...   | ...   |
| 25  | Bogdanowski, Michael | 11/0  | XXX   | XXX   | XXX   | XXX   | XXX   | XXX   | XXX   | XXX   | XXX   | XXX   | XXX   | XXX   |
| 23  | Bowen, Eli           | 9/6   | ...   | ...   | XXX   | XXX   | XXX   | START | START | START | START | START | START | START |
| 22  | Bowen, Peyton        | 11/4  | START | START | XXX   | START | XXX   | START | XXX   | XXX   | XXX   | XXX   | XXX   | XXX   |
| 2   | Bowman Jr., Billy    | 11/11 | START | START | START | START | START | START | START | START | START | START | START | START |
| 56  | Brooks, Eugene       | 3/0   | XXX   | XXX   | XXX   | ...   | ...   | ...   | ...   | ...   | ...   | ...   | ...   | ...   |
| 58  | Brown, Spencer       | 11/3  | XXX   | XXX   | XXX   | XXX   | XXX   | XXX   | XXX   | XXX   | START | START | START | START |
| 6   | Burks, Deion         | 5/5   | START | START | START | START | ...   | ...   | ...   | ...   | ...   | START | ...   | ...   |
| 82  | Carreon, Ivan        | 9/0   | XXX   | ...   | XXX   | ...   | XXX   | XXX   | XXX   | XXX   | XXX   | XXX   | XXX   | XXX   |
| 20  | Carter, Lewis        | 11/0  | XXX   | XXX   | XXX   | XXX   | XXX   | XXX   | XXX   | XXX   | XXX   | XXX   | XXX   | XXX   |
| 15  | Dolby, Kendel        | 3/3   | START | START | ...   | START | ...   | ...   | ...   | ...   | ...   | ...   | ...   | ...   |
| 40  | Downs, Ethan         | 10/10 | START | START | START | START | START | START | START | START | ...   | START | START | START |
| 48  | Elzinga, Luke        | 11/0  | XXX   | XXX   | XXX   | XXX   | XXX   | XXX   | XXX   | XXX   | XXX   | XXX   | XXX   | XXX   |
| 35  | Evans, Liam          | 1/0   | ...   | ...   | ...   | ...   | ...   | ...   | ...   | ...   | XXX   | ...   | ...   | ...   |
| 52  | Everett, Troy        | 6/5   | ...   | ...   | ...   | ...   | ...   | XXX   | START | START | START | START | START | START |
| 3   | Faroog, Jalil        | 2/2   | START | ...   | ...   | ...   | ...   | ...   | ...   | ...   | ...   | START | ...   | ...   |
| 30  | Ford, Trace          | 11/0  | XXX   | XXX   | XXX   | XXX   | XXX   | XXX   | XXX   | XXX   | XXX   | XXX   | XXX   | XXX   |
| 20  | Franklin, Sam        | 10/0  | XXX   | XXX   | XXX   | XXX   | XXX   | XXX   | ...   | XXX   | XXX   | XXX   | XXX   | XXX   |
| 42  | Gilmore, Wyatt       | 1/0   | XXX   | ...   | ...   | ...   | ...   | ...   | ...   | ...   | ...   | ...   | ...   | ...   |
| 56  | Halton, Gracen       | 11/2  | XXX   | XXX   | START | XXX   | XXX   | XXX   | START | XXX   | XXX   | XXX   | XXX   | XXX   |
| 14  | Hardy, Jaydan        | 11/0  | XXX   | XXX   | XXX   | XXX   | XXX   | XXX   | XXX   | XXX   | XXX   | XXX   | XXX   | XXX   |
| 66  | Hatchett, Geirean    | 1/1   | START | ...   | ...   | ...   | ...   | ...   | ...   | ...   | ...   | ...   | ...   | ...   |
| 9   | Hawkins Jr., Michael | 6/3   | XXX   | ...   | ...   | XXX   | START | START | START | ...   | XXX   | ...   | ...   | ...   |
| 17  | Heim, Taylor         | 1/0   | ...   | ...   | ...   | ...   | ...   | ...   | ...   | ...   | XXX   | ...   | ...   | ...   |
| 38  | Heinecke, Owen       | 11/0  | XXX   | XXX   | XXX   | XXX   | XXX   | XXX   | XXX   | XXX   | XXX   | XXX   | XXX   | XXX   |
| 91  | Heinig, Drew         | 1/0   | XXX   | ...   | ...   | ...   | ...   | ...   | ...   | ...   | ...   | ...   | ...   | ...   |
| 18  | Helms, Kaden         | 6/0   | XXX   | ...   | XXX   | ...   | ...   | ...   | XXX   | ...   | XXX   | XXX   | XXX   | XXX   |
| 13  | Hester, J.J.         | 11/5  | XXX   | XXX   | XXX   | XXX   | XXX   | START | START | START | START | XXX   | START | START |
| 51  | Hickman, Branson     | 5/4   | START | ...   | ...   | START | START | START | ...   | ...   | XXX   | ...   | ...   | ...   |
| 0   | Hicks, Kalib         | 5/0   | XXX   | XXX   | XXX   | XXX   | ...   | ...   | XXX   | ...   | ...   | ...   | ...   | ...   |
| 93  | Hodges, Ace          | 1/0   | XXX   | ...   | ...   | ...   | ...   | ...   | ...   | ...   | ...   | ...   | ...   | ...   |
| 71  | Howland, Logan       | 11/4  | XXX   | XXX   | START | XXX   | XXX   | XXX   | XXX   | XXX   | START | START | START | START |
| 65  | Jackson, Jayden      | 11/8  | START | START | XXX   | XXX   | START | START | XXX   | START | START | START | START | START |
| 19  | Johnson, Jacob       | 11/2  | XXX   | XXX   | XXX   | XXX   | XXX   | XXX   | XXX   | XXX   | START | START | START | START |
| 12  | Jordan, Devon        | 10/0  | XXX   | ...   | XXX   | XXX   | XXX   | XXX   | XXX   | XXX   | XXX   | XXX   | XXX   | XXX   |
| 88  | Jordan, Jacob        | 5/0   | ...   | ...   | ...   | ...   | ...   | ...   | XXX   | XXX   | XXX   | XXX   | XXX   | XXX   |
| 7   | Kanak, Jaren         | 11/1  | XXX   | XXX   | XXX   | XXX   | XXX   | XXX   | START | XXX   | XXX   | XXX   | XXX   | XXX   |
| 7   | Kearney, Zion        | 9/0   | XXX   | ...   | XXX   | XXX   | XXX   | XXX   | XXX   | XXX   | XXX   | ...   | XXX   | XXX   |
| 98  | Keltner, Tyler       | 5/0   | XXX   | XXX   | XXX   | XXX   | ...   | XXX   | ...   | ...   | ...   | ...   | ...   | ...   |
| 80  | Kysar, Bergin        | 1/0   | XXX   | ...   | ...   | ...   | ...   | ...   | ...   | ...   | ...   | ...   | ...   | ...   |
| 10  | Lewis, Kip           | 11/10 | START | START | XXX   | START | START | START | START | START | START | START | START | START |
| 48  | Malaska, Jocelyn     | 1/0   | XXX   | ...   | ...   | ...   | ...   | ...   | ...   | ...   | ...   | ...   | ...   | ...   |
| 4   | Malone, Dez          | 10/5  | START | XXX   | START | START | START | XXX   | ...   | XXX   | XXX   | XXX   | START | START |
| 18  | McCarty, Erik        | 1/0   | XXX   | ...   | ...   | ...   | ...   | ...   | ...   | ...   | ...   | ...   | ...   | ...   |
| 1   | McCullough, Dasan    | 6/1   | ...   | ...   | ...   | ...   | ...   | XXX   | XXX   | START | XXX   | XXX   | XXX   | XXX   |
| 86  | McIntyre, Kade       | 5/0   | XXX   | XXX   | ...   | ...   | XXX   | ...   | ...   | XXX   | XXX   | ...   | ...   | ...   |
| 11  | McKinzie, Kobie      | 11/1  | XXX   | XXX   | START | XXX   | XXX   | XXX   | XXX   | XXX   | XXX   | XXX   | XXX   | XXX   |
| 83  | Melson, Major        | 2/0   | ...   | ...   | ...   | ...   | ...   | ...   | ...   | ...   | XXX   | ...   | XXX   | ...   |
| 47  | Nesta, James         | 1/0   | XXX   | ...   | ...   | ...   | ...   | ...   | ...   | ...   | ...   | ...   | ...   | ...   |
| 21  | Newcombe, Jeremiah   | 3/0   | XXX   | ...   | ...   | ...   | ...   | ...   | XXX   | ...   | XXX   | ...   | ...   | ...   |
| 54  | Nwaiwu, Febechi      | 11/11 | START | START | START | START | START | START | START | START | START | START | START | START |
| 16  | Okoye, Danny         | 2/0   | XXX   | ...   | ...   | ...   | ...   | ...   | ...   | ...   | XXX   | ...   | ...   | ...   |
| 24  | Omosigho, Sammy      | 11/2  | XXX   | XXX   | XXX   | XXX   | START | START | XXX   | XXX   | XXX   | XXX   | XXX   | XXX   |
| 77  | Ozaeta, Heath        | 10/6  | XXX   | ...   | XXX   | START | XXX   | XXX   | START | START | START | START | START | START |
| 17  | Pettaway, Jaquai     | 10/1  | XXX   | XXX   | XXX   | XXX   | XXX   | START | XXX   | XXX   | XXX   | XXX   | ...   | ...   |
| 55  | Pierre-Louis, Eddy   | 3/0   | XXX   | ...   | ...   | ...   | ...   | ...   | ...   | ...   | XXX   | ...   | XXX   | XXX   |
| 36  | Plaster, Josh        | 11/0  | XXX   | XXX   | XXX   | XXX   | XXX   | XXX   | XXX   | XXX   | XXX   | XXX   | XXX   | XXX   |
| 13  | Powers III, Reggie   | 10/0  | XXX   | XXX   | ...   | XXX   | XXX   | XXX   | XXX   | XXX   | XXX   | XXX   | XXX   | XXX   |
| 81  | Ragins, Zion         | 11/3  | XXX   | XXX   | START | XXX   | START | XXX   | START | XXX   | XXX   | XXX   | XXX   | XXX   |
| 87  | Roberts, Jake        | 11/5  | XXX   | START | XXX   | XXX   | START | XXX   | XXX   | START | START | XXX   | START | START |
| 21  | Robinson, Xavier     | 5/0   | ...   | ...   | ...   | ...   | ...   | XXX   | ...   | XXX   | XXX   | XXX   | XXX   | XXX   |
| 27  | Rowe, Jayden         | 4/0   | XXX   | ...   | XXX   | ...   | ...   | XXX   | XXX   | ...   | ...   | ...   | ...   | ...   |
| 55  | Sanders, Ashton      | 9/0   | XXX   | XXX   | XXX   | XXX   | XXX   | XXX   | XXX   | ...   | XXX   | ...   | XXX   | XXX   |
| 27  | Sawchuk, Gavin       | 7/3   | START | START | START | START | START | XXX   | XXX   | ...   | ...   | ...   | XXX   | XXX   |
| 34  | Schmit, Zach         | 11/0  | XXX   | XXX   | XXX   | XXX   | XXX   | XXX   | XXX   | XXX   | XXX   | XXX   | XXX   | XXX   |
| 39  | Schuh, Peter         | 2/0   | XXX   | ...   | ...   | ...   | ...   | ...   | ...   | ...   | XXX   | ...   | ...   | ...   |
| 96  | Sears, Davon         | 4/0   | XXX   | XXX   | ...   | ...   | ...   | ...   | ...   | ...   | XXX   | ...   | XXX   | XXX   |
| 76  | Sexton, Jacob        | 8/8   | START | START | START | START | START | START | START | START | ...   | ...   | ...   | ...   |
| 10  | Sharp, Bauer         | 11/11 | START | START | START | START | START | START | START | START | START | START | START | START |
| 6   | Smith II, Nigel      | 1/0   | XXX   | ...   | ...   | ...   | ...   | ...   | ...   | ...   | ...   | ...   | ...   | ...   |
| 35  | Snyder, Jakeb        | 2/0   | XXX   | ...   | ...   | ...   | ...   | ...   | ...   | ...   | XXX   | ...   | ...   | ...   |
| 3   | Spears-Jennings, R.  | 11/9  | XXX   | XXX   | START | START | START | START | START | START | START | START | START | START |
| 0   | Stone, David         | 11/0  | XXX   | XXX   | XXX   | XXX   | XXX   | XXX   | XXX   | XXX   | XXX   | XXX   | XXX   | XXX   |
| 9   | Strong, Markus       | 1/0   | XXX   | ...   | ...   | ...   | ...   | ...   | ...   | ...   | ...   | ...   | ...   | ...   |
| 28  | Stutsman, Danny      | 11/11 | START | START | START | START | START | START | START | START | START | START | START | START |
| 70  | Tarquin, Michael     | 8/7   | START | START | START | START | START | START | XXX   | START | ...   | ...   | ...   | ...   |
| 8   | Tatum, Taylor        | 10/3  | XXX   | XXX   | XXX   | START | ...   | XXX   | XXX   | XXX   | XXX   | START | START | START |
| 79  | Taylor, Jake         | 4/4   | ...   | START | ...   | ...   | START | START | START | ...   | ...   | ...   | ...   | ...   |
| 95  | Terry, Da'Jon        | 11/1  | XXX   | XXX   | XXX   | START | XXX   | XXX   | XXX   | XXX   | XXX   | XXX   | XXX   | XXX   |
| 32  | Thomas, R Mason      | 11/9  | START | START | START | XXX   | START | XXX   | START | START | START | START | START | START |
| 15  | Thompson, Brenen     | 11/10 | START | START | START | XXX   | START | START | START | START | START | START | START | START |
| 16  | Thompson, Casey      | 1/0   | ...   | ...   | ...   | ...   | ...   | ...   | ...   | ...   | ...   | ...   | ...   | XXX   |
| 8   | Vickers, Makari      | 4/0   | ...   | ...   | ...   | XXX   | XXX   | XXX   | XXX   | ...   | ...   | ...   | ...   | ...   |
| 26  | Walker, Kani         | 11/8  | START | START | START | START | START | START | START | START | XXX   | XXX   | XXX   | XXX   |
| 5   | Washington, Woodi    | 10/5  | ...   | START | START | XXX   | XXX   | XXX   | XXX   | XXX   | START | START | START | START |
| 44  | Wein, Taylor         | 10/0  | XXX   | ...   | XXX   | XXX   | XXX   | XXX   | XXX   | XXX   | XXX   | XXX   | XXX   | XXX   |
| 52  | Williams, Damic      | 11/11 | START | START | START | START | START | START | START | START | START | START | START | START |
| 9   | Williams, Gentry     | 2/0   | XXX   | XXX   | ...   | ...   | ...   | ...   | ...   | ...   | ...   | ...   | ...   | ...   |
| 90  | Wouillard, Caiden    | 11/1  | XXX   | XXX   | XXX   | XXX   | XXX   | XXX   | XXX   | XXX   | START | XXX   | XXX   | XXX   |



### OKLAHOMA SEASON HIGHS

|                     |      |   |
|---------------------|------|---|
| Rushes              | 25   | Jackson Arnold vs Alabama (Nov 23, 2024)        |
| Yards Rushing       | 203  | Jovantae Barnes vs Maine (Nov 02, 2024)         |
| TD Rushes           | 3    | Jovantae Barnes vs Maine (Nov 02, 2024)         |
| Long Rush           | 74   | Jovantae Barnes vs Maine (Nov 02, 2024)         |
| Pass Attempts       | 36   | Jackson Arnold vs South Carolina (Oct 19, 2024) |
| Pass Completions    | 22   | Jackson Arnold at Ole Miss (Oct 26, 2024)       |
| Yards Passing       | 225  | Jackson Arnold vs South Carolina (Oct 19, 2024) |
| TD Passes           | 4    | Jackson Arnold vs Temple (Aug 30, 2024)         |
| Long Pass           | 90   | Jackson Arnold vs Maine (Nov 02, 2024)          |
| Receptions          | 9    | Deion Burks vs Houston (Sep 07, 2024)           |
| Yards Receiving     | 112  | J.J. Hester vs Maine (Nov 02, 2024)             |
| TD Receptions       | 3    | Deion Burks vs Temple (Aug 30, 2024)            |
| Long Reception      | 90   | J.J. Hester vs Maine (Nov 02, 2024)             |
| Punts               | 8    | Luke Elzinga vs Houston (Sep 07, 2024)          |
| Punting Avg         | 51.0 | Luke Elzinga vs Tennessee (Sep 21, 2024)        |
| Long Punt           | 63   | Luke Elzinga vs Texas (Oct 12, 2024)            |
|                     | 63   | Luke Elzinga vs Tennessee (Sep 21, 2024)        |
| Punts Inside 20     | 5    | Luke Elzinga vs Houston (Sep 07, 2024)          |
| Long Punt Return    | 24   | Peyton Bowen at Ole Miss (Oct 26, 2024)         |
|                     | 24   | Peyton Bowen vs Tulane (Sep 14, 2024)           |
| Long Kickoff Return | 24   | Billy Bowman Jr. at Ole Miss (Oct 26, 2024)     |
|                     | 24   | Sam Franklin vs Texas (Oct 12, 2024)            |
| Tackles             | 19   | Danny Stutsman at Missouri (Nov 09, 2024)       |
| Sacks               | 3    | R Mason Thomas vs Tulane (Sep 14, 2024)         |
| Tackles For Loss    | 3    | R Mason Thomas vs Tulane (Sep 14, 2024)         |

### OKLAHOMA GAME HIGHS

|                  |      |                                  |
|------------------|------|----------------------------------|
| Rushes           | 52   | vs Maine (Nov 02, 2024)          |
| Yards Rushing    | 381  | vs Maine (Nov 02, 2024)          |
| Yards Per Rush   | 7.3  | vs Maine (Nov 02, 2024)          |
| TD Rushes        | 6    | vs Maine (Nov 02, 2024)          |
| Pass Attempts    | 42   | vs South Carolina (Oct 19, 2024) |
| Pass Completions | 22   | at Ole Miss (Oct 26, 2024)       |
|                  | 22   | vs South Carolina (Oct 19, 2024) |
| Yards Passing    | 284  | vs Maine (Nov 02, 2024)          |
| Yards Per Pass   | 10.9 | vs Maine (Nov 02, 2024)          |
| TD Passes        | 4    | vs Temple (Aug 30, 2024)         |
| Total Plays      | 83   | vs South Carolina (Oct 19, 2024) |
| Total Offense    | 665  | vs Maine (Nov 02, 2024)          |
| Yards Per Play   | 8.5  | vs Maine (Nov 02, 2024)          |
| Points           | 59   | vs Maine (Nov 02, 2024)          |
| Sacks By         | 6    | vs South Carolina (Oct 19, 2024) |
|                  | 6    | vs Temple (Aug 30, 2024)         |
| First Downs      | 26   | vs Maine (Nov 02, 2024)          |
| Penalties        | 10   | at Auburn (Sep 28, 2024)         |
| Penalty Yards    | 78   | at Auburn (Sep 28, 2024)         |
| Turnovers        | 4    | at Missouri (Nov 09, 2024)       |
|                  | 4    | vs South Carolina (Oct 19, 2024) |
| Punts            | 8    | vs Houston (Sep 07, 2024)        |
| Punting Avg      | 51.0 | vs Tennessee (Sep 21, 2024)      |
| Long Punt        | 63   | vs Texas (Oct 12, 2024)          |
|                  | 63   | vs Tennessee (Sep 21, 2024)      |
| Punts Inside 20  | 5    | vs Houston (Sep 07, 2024)        |
| Long Punt Return | 24   | at Ole Miss (Oct 26, 2024)       |
|                  | 24   | vs Tulane (Sep 14, 2024)         |

### OPPONENT SEASON HIGHS

|                     |       |   |
|---------------------|-------|---|
| Rushes              | 24    | Dylan Sampson vs Tennessee (Sep 21, 2024)       |
| Yards Rushing       | 118   | Quintrevion Wisner vs Texas (Oct 12, 2024)      |
| TD Rushes           | 1, 8x | MR: Nick Laughlin vs Maine (Nov 02, 2024)       |
| Long Rush           | 43    | Quintrevion Wisner vs Texas (Oct 12, 2024)      |
| Pass Attempts       | 32    | Payton Thorne at Auburn (Sep 28, 2024)          |
|                     | 32    | Darian Mensah vs Tulane (Sep 14, 2024)          |
| Pass Completions    | 24    | Donovan Smith vs Houston (Sep 07, 2024)         |
| Yards Passing       | 338   | Payton Thorne at Auburn (Sep 28, 2024)          |
| TD Passes           | 3     | Drew Pyne at Missouri (Nov 09, 2024)            |
|                     | 3     | Payton Thorne at Auburn (Sep 28, 2024)          |
| Long Pass           | 66    | Nico lamaleava vs Tennessee (Sep 21, 2024)      |
| Receptions          | 5     | Luther Burden at Missouri (Nov 09, 2024)        |
|                     | 5     | Caden Prieskorn at Ole Miss (Oct 26, 2024)      |
|                     | 5     | Gunnar Helm vs Texas (Oct 12, 2024)             |
|                     | 5     | KeAndre Lambert-Smith at Auburn (Sep 28, 2024)  |
|                     | 5     | Mekhi Mews vs Houston (Sep 07, 2024)            |
|                     | 5     | Stephon Johnson vs Houston (Sep 07, 2024)       |
| Yards Receiving     | 92    | Bru McCoy vs Tennessee (Sep 21, 2024)           |
| TD Receptions       | 2     | Theo Wease at Missouri (Nov 09, 2024)           |
| Long Reception      | 66    | Dont'e Thornton Jr. vs Tennessee (Sep 21, 2024) |
| Field Goals         | 3     | Max Gilbert vs Tennessee (Sep 21, 2024)         |
| Long Field Goals    | 49    | Maddux Trujillo vs Temple (Aug 30, 2024)        |
| Punts               | 8     | Kai Kroeger vs South Carolina (Oct 19, 2024)    |
|                     | 8     | Jackson Ross vs Tennessee (Sep 21, 2024)        |
| Punting Avg         | 53.0  | Fraser Masin at Ole Miss (Oct 26, 2024)         |
| Long Punt           | 78    | Will Karoll vs Tulane (Sep 14, 2024)            |
| Punts Inside 20     | 4     | Kai Kroeger vs South Carolina (Oct 19, 2024)    |
| Long Punt Return    | 55    | Silas Bolden vs Texas (Oct 12, 2024)            |
| Long Kickoff Return | 27    | Jeremiah Cobb at Auburn (Sep 28, 2024)          |
| Tackles             | 14    | Corey Flagg Jr. at Missouri (Nov 09, 2024)      |
| Sacks               | 4     | Suntarine Perkins at Ole Miss (Oct 26, 2024)    |
| Tackles For Loss    | 5     | Suntarine Perkins at Ole Miss (Oct 26, 2024)    |
| Interceptions       | 2     | Nick Emmanwori vs South Carolina (Oct 19, 2024) |

### OPPONENT GAME HIGHS

|                  |      |                                  |
|------------------|------|----------------------------------|
| Rushes           | 52   | vs Tennessee (Sep 21, 2024)      |
| Yards Rushing    | 177  | vs Texas (Oct 12, 2024)          |
| Yards Per Rush   | 5.9  | vs Texas (Oct 12, 2024)          |
| TD Rushes        | 3    | vs Texas (Oct 12, 2024)          |
| Pass Attempts    | 33   | vs Maine (Nov 02, 2024)          |
|                  | 33   | vs Tulane (Sep 14, 2024)         |
| Pass Completions | 24   | vs Houston (Sep 07, 2024)        |
| Yards Passing    | 338  | at Auburn (Sep 28, 2024)         |
| Yards Per Pass   | 10.6 | at Auburn (Sep 28, 2024)         |
| TD Passes        | 3    | at Missouri (Nov 09, 2024)       |
|                  | 3    | at Auburn (Sep 28, 2024)         |
| Total Plays      | 75   | at Auburn (Sep 28, 2024)         |
| Total Offense    | 482  | at Auburn (Sep 28, 2024)         |
| Yards Per Play   | 6.7  | vs Texas (Oct 12, 2024)          |
| Points           | 35   | vs South Carolina (Oct 19, 2024) |
| Sacks By         | 9    | at Ole Miss (Oct 26, 2024)       |
|                  | 9    | vs South Carolina (Oct 19, 2024) |
| First Downs      | 26   | at Auburn (Sep 28, 2024)         |
| Penalties        | 10   | vs Tennessee (Sep 21, 2024)      |
| Penalty Yards    | 94   | at Ole Miss (Oct 26, 2024)       |
| Turnovers        | 6    | vs Temple (Aug 30, 2024)         |
| Punts            | 8    | vs South Carolina (Oct 19, 2024) |
|                  | 8    | vs Tennessee (Sep 21, 2024)      |
| Punting Avg      | 53.0 | at Ole Miss (Oct 26, 2024)       |
| Long Punt        | 78   | vs Tulane (Sep 14, 2024)         |
| Punts Inside 20  | 4    | vs South Carolina (Oct 19, 2024) |
| Long Punt Return | 55   | vs Texas (Oct 12, 2024)          |

### OKLAHOMA'S LONGEST PLAYS

|                     |    |   |
|---------------------|----|---|
| Rushing             | 74 | Jovantae Barnes vs. Maine (Nov. 2, 2024)                                |
| Passing             | 90 | Jackson Arnold to J.J. Hester vs. Maine (Nov. 2, 2024)                  |
| Field Goal          | 56 | Zach Schmit at Missouri (Nov. 9, 2024)                                  |
| Punt                | 63 | Luke Elzinga vs. Tenn. (Sept. 21, 2024)/Texas (Oct. 12, 2024)           |
| Punt Return         | 24 | Peyton Bowen vs. Tulane (Sept. 14, 2024)/Ole Miss (Oct. 26, 2024)       |
| Kickoff Return      | 24 | Sam Franklin vs. Texas (Oct. 12, 2024)/Billy Bowman Jr. (Oct. 26, 2024) |
| Interception Return | 63 | Kip Lewis at Auburn (Sept. 28, 2024)                                    |
| Fumble Return       | 43 | Billy Bowman Jr. at Missouri (Nov. 9, 2024)                             |

### OKLAHOMA'S LONGEST RUSHES

| Date  | Opponent | OU Player           | Yards   |
|-------|----------|---------------------|---------|
| 11/2  | Maine    | Jovantae Barnes     | 74      |
| 9/28  | Auburn   | Michael Hawkins Jr. | 48 (TD) |
| 11/23 | Alabama  | Xavier Robinson     | 40      |
| 9/14  | Tulane   | Jackson Arnold      | 47      |
| 8/30  | Temple   | Taylor Tatum        | 35      |
| 8/30  | Temple   | Sam Franklin        | 30      |
| 11/2  | Maine    | Jovantae Barnes     | 29      |
| 11/23 | Alabama  | Jackson Arnold      | 28      |
| 11/9  | Missouri | Jackson Arnold      | 26      |
| 10/26 | Ole Miss | Jackson Arnold      | 24      |
| 9/14  | Tulane   | Jackson Arnold      | 24 (TD) |
| 11/9  | Missouri | Jackson Arnold      | 20      |
| 11/2  | Maine    | Michael Hawkins Jr. | 20      |

### OKLAHOMA'S LONGEST PASS PLAYS

| Date  | Opponent       | OU Players                             | Yards   |
|-------|----------------|--|---------|
| 11/2  | Maine          | Jackson Arnold to J.J. Hester          | 90 (TD) |
| 9/28  | Auburn         | Michael Hawkins Jr. to J.J. Hester     | 60      |
| 10/19 | South Carolina | Jackson Arnold to Brenen Thompson      | 54 (TD) |
| 8/30  | Temple         | Jackson Arnold to Jalil Farooq         | 47      |
| 11/2  | Maine          | Michael Hawkins Jr. to Xavier Robinson | 46      |
| 9/21  | Tennessee      | Michael Hawkins Jr. to Jaquai Pettaway | 46      |
| 11/9  | Missouri       | Luke Elzinga to Bauer Sharp            | 43      |
| 9/28  | Auburn         | Michael Hawkins Jr. to Bauer Sharp     | 30      |
| 9/7   | Houston        | Jackson Arnold to Brenen Thompson      | 33      |
| 9/7   | Houston        | Jackson Arnold to Jake Roberts         | 28      |
| 10/19 | South Carolina | Jackson Arnold to Jacob Jordan         | 27      |
| 11/2  | Maine          | Jackson Arnold to Jacob Jordan         | 24      |
| 10/19 | South Carolina | Jackson Arnold to J.J. Hester          | 23      |
| 9/28  | Auburn         | Michael Hawkins Jr. to J.J. Hester     | 21      |
| 10/26 | Ole Miss       | Jackson Arnold to Bauer Sharp          | 20      |
| 9/14  | Tulane         | Jackson Arnold to Deion Burks          | 20      |

### OKLAHOMA'S LONGEST RETURN PLAYS

| Date  | Opponent | OU Player             | Yards   |
|-------|----------|-----------------------|---------|
| 9/28  | Auburn   | Kip Lewis (IR)        | 63 (TD) |
| 11/23 | Alabama  | Kip Lewis (IR)        | 49 (TD) |
| 11/9  | Missouri | Billy Bowman Jr. (FR) | 43 (TD) |
| 8/30  | Temple   | Jaydan Hardy (IR)     | 26      |
| 11/23 | Alabama  | Eli Bowen (IR)        | 25      |
| 10/26 | Ole Miss | Billy Bowman Jr. (KR) | 24      |
| 10/26 | Ole Miss | Peyton Bowen (PR)     | 24      |
| 9/14  | Tulane   | Peyton Bowen (PR)     | 24      |
| 9/28  | Auburn   | Sam Franklin (KR)     | 21      |
| 9/14  | Tulane   | Sam Franklin (KR)     | 21      |
| 9/7   | Houston  | Peyton Bowen (PR)     | 20      |

### OKLAHOMA'S LONGEST SCORING DRIVES

| Date  | Opponent       | Quarter | Plays-Yards | TOP    | Drive Ended |
|-------|----------------|---------|-------------|--------|-------------|
| 10/26 | Ole Miss       | 2nd     | 13-92       | 2:34   | Touchdown   |
| 11/2  | Maine          | 2nd     | 2-90        | 0:23*  | Touchdown   |
| 10/19 | South Carolina | 3rd     | 8-90        | 3:31   | Touchdown   |
| 8/30  | Temple         | 4th     | 9-85        | 4:23   | Touchdown   |
| 11/2  | Maine          | 1st     | 15-84       | 5:14   | Touchdown   |
| 9/7   | Houston        | 1st     | 8-81        | 3:11   | Touchdown   |
| 9/21  | Tennessee      | 4th     | 9-76        | 2:34   | Touchdown   |
| 8/30  | Temple         | 1st     | 7-76        | 2:47   | Touchdown   |
| 11/9  | Missouri       | 4th     | 12-75       | 5:29   | Touchdown   |
| 11/2  | Maine          | 4th     | 8-75        | 3:21   | Touchdown   |
| 11/2  | Maine          | 1st     | 3-75        | 0:52   | Touchdown   |
| 9/14  | Tulane         | 1st     | 14-69       | 5:46** | Touchdown   |
| 9/28  | Auburn         | 1st     | 4-68        | 1:20   | Touchdown   |
| 9/21  | Tennessee      | 4th     | 10-68       | 3:30   | Touchdown   |
| 11/23 | Alabama        | 2nd     | 12-67       | 5:14   | Touchdown   |
| 11/2  | Maine          | 3rd     | 12-67       | 5:16   | Touchdown   |
| 9/28  | Auburn         | 4th     | 4-67        | 1:40   | Touchdown   |
| 9/14  | Tulane         | 2nd     | 6-67        | 1:36   | Touchdown   |
| 9/14  | Tulane         | 3rd     | 13-64       | 5:40   | Field Goal  |
| 10/26 | Ole Miss       | 1st     | 8-60        | 3:43   | Touchdown   |
| 9/14  | Tulane         | 2nd     | 7-60        | 1:58   | Touchdown   |
| 11/9  | Missouri       | 1st     | 13-58       | 5:53   | Field Goal  |
| 11/2  | Maine          | 3rd     | 13-58       | 6:19   | Field Goal  |
| 9/21  | Tennessee      | 1st     | 10-55       | 3:03   | Touchdown   |
| 10/19 | South Carolina | 2nd     | 11-53       | 4:01   | Field Goal  |
| 8/30  | Temple         | 3rd     | 8-52        | 2:26   | Field Goal  |
| 11/23 | Alabama        | 2nd     | 11-51       | 5:58   | Field Goal  |
| 9/28  | Auburn         | 4th     | 11-51       | 6:34^  | Field Goal  |
| 11/2  | Maine          | 3rd     | 7-50        | 1:17   | Touchdown   |
| 8/30  | Temple         | 2nd     | 5-44        | 1:22   | Touchdown   |
| 9/14  | Tulane         | 4th     | 4-43        | 2:13   | Field Goal  |
| 8/30  | Temple         | 1st     | 5-43        | 1:43   | Touchdown   |
| 11/2  | Maine          | 3rd     | 4-38        | 1:36   | Touchdown   |
| 10/12 | Texas          | 1st     | 11-38       | 4:42   | Field Goal  |
| 11/2  | Maine          | 2nd     | 3-37        | 0:49   | Touchdown   |

\*Shortest scoring drive by time of possession

\*\*Longest touchdown drive by time of possession | ^Longest scoring drive by TOP

### OPPONENTS' LONGEST PLAYS

|                     |    |  |
|---------------------|----|--|
| Rushing             | 43 | Quintrevion Wisner, Texas (Oct. 12, 2024)                        |
| Passing             | 66 | Nico Iamaleava to Dont'e Thonton Jr., Tennessee (Sept. 21, 2024) |
| Field Goal          | 49 | Maddux Trujillo, Temple (Aug. 30, 2024)                          |
| Punt                | 78 | Will Karoll, Tulane (Sept. 14, 2024)                             |
| Punt Return         | 55 | Silas Bolden, Texas (Oct. 12, 2024)                              |
| Kickoff Return      | 27 | Jeremiah Cobb, Auburn (Sept. 28, 2024)                           |
| Interception Return | 65 | Nick Emmanwori, South Carolina (Oct. 19, 2024)                   |
| Fumble Return       | 36 | Tonka Hemingway, South Carolina (Oct. 19, 2024)                  |


# SEC/NCAA RANKINGS

## INDIVIDUAL

| Category                    | Player                 | Stat  | SEC Rank | NCAA Rank |
|-----------------------------|------------------------|-------|----------|-----------|
| Completion Pct.             | Jackson Arnold         | 62.2  | 10       | 56        |
| Completions/Game            | Jackson Arnold         | 15.6  | 10       | 79        |
| Passing Efficiency          | Jackson Arnold         | 126.1 | 14       | 90        |
| Passing TDs                 | Jackson Arnold         | 12    | 11       | 85        |
| Passing Yards               | Jackson Arnold         | 1,311 | 16       | 118       |
| Passing Yards/Game          | Jackson Arnold         | 145.7 | 15       | 105       |
| Yards/Pass Attempt          | Jackson Arnold         | 5.8   | 15       | 111       |
| Passing Yards/Completion    | Jackson Arnold         | 9.4   | 15       | 113       |
| Receptions/Game             | Bauer Sharp            | 3.7   | 16       | 152       |
| Receiving TDs               | Deion Burks            | 3     | 25       | 196       |
| Rushing Yards               | Jovantae Barnes        | 577   | 14       | 123       |
| Rushing Yards/Game          | Jovantae Barnes        | 64.1  | 9        | 87        |
|                             | Jackson Arnold         | 41.0  | 27       | 179       |
| Rush Yards/Carry            | Jovantae Barnes        | 4.7   | 15       | 103       |
|                             | Jackson Arnold         | 2.8   | 23       | 153       |
| Rushing TDs                 | Jovantae Barnes        | 5     | 22       | 148       |
| All-Purpose Yards           | Jovantae Barnes        | 77.8  | 18       | 150       |
| Total Offense               | Jackson Arnold         | 186.7 | 13       | 101       |
| Points Responsible For      | Jackson Arnold         | 96    | 15       | 96        |
| Points Responsible For/Game | Jackson Arnold         | 10.7  | 12       | 76        |
| Field Goals/Game            | Zach Schmit            | 0.73  | 13       | 104       |
| Total Tackles               | Danny Stutsman         | 9.1   | 4        | 22        |
| Sacks                       | R Mason Thomas         | 0.73  | 5        | 21        |
| Interceptions/Game          | Billy Bowman Jr.       | 0.2   | 15       | 135       |
|                             | Kip Lewis              | 0.2   | 15       | 135       |
| Forced Fumbles              | Robert Spears-Jennings | 0.4   | 1        | 4         |
| Fumbles Recovered           | Robert Spears-Jennings | 2     | 2        | 8         |
|                             | Billy Bowman Jr.       | 2     | 2        | 8         |
|                             | Lewis Carter           | 1     | 18       | 89        |
|                             | Ethan Downs            | 1     | 18       | 89        |
|                             | Gracen Halton          | 1     | 18       | 89        |
|                             | Jaren Kanak            | 1     | 18       | 89        |
|                             | Da'Jon Terry           | 1     | 18       | 89        |
|                             | R Mason Thomas         | 1     | 18       | 89        |
|                             | J.J. Hester            | 1     | 18       | 89        |
| Punting                     | Luke Elzinga           | 45.5  | 4        | 12        |
| Punt Returns                | Peyton Bowen           | 8.3   | 3        | 22        |

## TEAM

| Category                      | Stat  | SEC Rank | NCAA Rank |
|-------------------------------|-------|----------|-----------|
| Scoring Offense               | 25.0  | 15       | 92        |
| Scoring Defense               | 20.2  | 8        | 23        |
| Total Offense                 | 326.6 | 16       | 118       |
| Total Defense                 | 311.3 | 5        | 16        |
| Rushing Offense               | 153.8 | 10       | 76        |
| Rushing Defense               | 105.5 | 5        | 15        |
| Pass Offense                  | 172.8 | 16       | 121       |
| Pass Defense                  | 205.8 | 8        | 48        |
| Pass Efficiency               | 126.4 | 15       | 96        |
| Pass Defense Efficiency       | 129.1 | 9        | 61        |
| Passes Had Intercepted        | 5     | 2        | 11        |
| Passes Intercepted            | 9     | 8        | 60        |
| Fumbles Recovered             | 11    | 1        | 3         |
| Fumbles Lost                  | 14    | 16       | 133       |
| Sacks/Game                    | 3.0   | 3        | 11        |
| Sacks Allowed/Game            | 3.8   | 16       | 130       |
| Tackles for Loss/Game         | 8.1   | 2        | 5         |
| First Downs                   | 203   | 15       | 101       |
| First Downs Allowed           | 183   | 3        | 14        |
| 3rd-Down Conversion Pct.      | 35.6  | 15       | 105       |
| Opp. 3rd-Down Conversion Pct. | 36.3  | 10       | 49        |
| 4th-Down Conversion Pct.      | 53.8  | 8        | 69        |
| Opp. 4th-Down Conversion Pct. | 41.2  | 3        | 17        |
| Red Zone Offense Pct.         | 85.4  | 5        | 65        |
| Red Zone Defense Pct.         | 77.4  | 8        | 27        |
| Penalties/Game                | 5.6   | 3        | 47        |
| Penalty Yards/Game            | 49.2  | 2        | 55        |
| Time of Possession            | 28:53 | 12       | 94        |
| Turnover Margin               | 01    | 9        | 57        |
| Turnovers Gained              | 20    | 3        | 14        |
| Turnovers Lost                | 19    | 14       | 103       |
| Net Punt Average              | 42.6  | 7        | 10        |
| Kickoff Returns               | 17.7  | 14       | 106       |
| Kickoff Coverage              | 16.9  | 5        | 21        |
| Punt Return Average           | 7.9   | 9        | 70        |
| Punt Coverage                 | 5.1   | 6        | 31        |

|   |                     |           |
|---|---------------------|-----------|
| 8/30/24 • Gaylord Family – Oklahoma Memorial Stadium (83,329) • Norman            |                     |           |
|  | <b>TEMPLE</b>       | <b>3</b>  |
|   | <b>#16 OKLAHOMA</b> | <b>51</b> |

**NORMAN** — In the program's first-ever Friday night home game, No. 16/16 Oklahoma excelled in all three phases of a 51-3 season-opening win over Temple.

Sophomore quarterback Jackson Arnold completed 17 of 25 passes (68%) for 141 yards and four touchdowns with no interceptions. He became just the third Sooner to ever pass for at least four TDs in their first career home start. Three of Arnold's TDs went to redshirt junior Deion Burks. The wide receiver finished with a game-high six catches for 36 yards and became the first Sooner to catch three TD passes in a season opener and the first OU player to haul in three TDs in his school debut. Arnold's other TD pass was a 14-yarder on OU's opening drive to tight end Bauer Sharp, another newcomer.

The Sooners averaged 6.1 yards per rush and were led by freshman Taylor Tatum, who racked up 69 yards on just five carries (13.8 average), including an eight-yard TD. Redshirt junior Sam Franklin carried four times for 45 yards (11.2 average) and junior Jovantae Barnes carried five times for 33 yards (6.6 average).

OU held the Owls to 197 yards (128 passing and 69 rushing) and 3.2 yards per play. The Sooners registered six takeaways on the night, their most since 2003. After recovering six fumbles all of last season, they recovered four against the Owls (most nationally on the week), and added two interceptions. Junior linebacker Jaren Kanak returned one of the recoveries (on a Temple punt return) 21 yards for a touchdown. OU also had six sacks.

Sixth-year kicker Tyler Keltner, who transferred from Florida State, was 3 for 3 on field goals (50, 42 and 24 yards) and made all six PAT tries in his OU debut. He was named SEC Special Teams Player of the Week.

| Score by Quarters | 1  | 2  | 3 | 4  | Score |
|-------------------|----|----|---|----|-------|
| Temple            | 0  | 0  | 3 | 0  | 3     |
| Oklahoma          | 17 | 17 | 3 | 14 | 51    |

Record: (0-1, 0-0 American)  
Record: (1-0, 0-0 SEC)

**Scoring Summary:**

- 1st 11:17 OU - #10 B.Sharp 14 yd pass from #11 J.Arnold (#98 T.Keltner kick)  
7 plays, 76 yards, TOP 02:47 0-7
- 1st 08:07 OU - #6 D.Burks 14 yd pass from #11 J.Arnold (#98 T.Keltner kick)  
5 plays, 43 yards, TOP 01:43 0-14
- 1st 00:43 OU - #98 T.Keltner 50 yd FG  
4 plays, 1 yard, TOP 01:22 0-17
- 2nd 08:05 OU - #98 T.Keltner 42 yd FG  
12 plays, 34 yards, TOP 04:51 0-20
- 2nd 05:28 OU - #6 D.Burks 8 yd pass from #11 J.Arnold (#98 T.Keltner kick)  
5 plays, 44 yards, TOP 01:22 0-27
- 2nd 00:36 OU - #6 D.Burks 5 yd pass from #11 J.Arnold (#98 T.Keltner kick)  
2 plays, 6 yards, TOP 00:38 0-34
- 3rd 07:53 OU - #98 T.Keltner 24 yd FG  
8 plays, 52 yards, TOP 02:26 0-37
- 3rd 03:07 TEM - #91 M.Trujillo 49 yd FG  
10 plays, 44 yards, TOP 04:46 3-37
- 4th 11:44 OU - #7 J.Kanak 21 yd fumble return (#98 T.Keltner kick)  
3 plays, 4 yards, TOP 02:02 3-44
- 4th 03:11 OU - #8 T.Tatum 8 yd rush (#98 T.Keltner kick)  
9 plays, 85 yards, TOP 04:23 3-51


|                            | <b>TU</b> | <b>OU</b> |
|----------------------------|-----------|-----------|
| FIRST DOWNS                | 13        | 18        |
| RUSHES-YARDS (NET)         | 36-69     | 36-220    |
| PASSING YDS (NET)          | 128       | 158       |
| Passes Att-Comp-Int        | 12-25-2   | 19-29-0   |
| TOTAL OFFENSE PLAYS-YARDS  | 61-197    | 65-378    |
| Fumble Returns-Yards       | 0-0       | 1-21      |
| Punt Returns-Yards         | 1--5      | 1-13      |
| Kickoff Returns-Yards      | 3-55      | 0-0       |
| Interception Returns-Yards | 0-0       | 2-36      |
| Punts (Number-Avg)         | 6-43.8    | 5-42.8    |
| Fumbles-Lost               | 4-4       | 0-0       |
| Penalties-Yards            | 8-46      | 7-62      |
| Possession Time            | 31:31     | 28:29     |
| Third-Down Conversions     | 4 of 13   | 1 of 12   |
| Fourth-Down Conversions    | 0 of 0    | 3 of 3    |
| Red-Zone Scores-Chances    | 1-1       | 6-6       |
| Sacks By: Number-Yards     | 3-13      | 6-28      |

**RUSHING: TU** – Wilson Jr., E. 6-31; Wright, D. 2-8; Allen, A. 1-8; Littleton II, A. 6-8; Worthy, T. 2-8; Smith, J. 4-6; Adams, J. 1-2; Brock, F. 14--2. **OU** – Tatum, T. 5-69; Franklin, S. 4-45; Arnold, J. 11-34; Barnes, J. 5-33; Sawchuk, G. 6-15; Burks, D. 3-14; Hawkins Jr., M. 2-10.

**PASSING: TU** – Brock, F. 12-25-2-128. **OU** – Arnold, J. 17-25-0-141; Hawkins Jr., M. 2-4-17.

**RECEIVING: TU** – Wright, D. 3-36; Allen, A. 2-19; Jones, A. 2-18; Littleton II, A. 1-19; Morris, L. 1-16; Adams, J. 1-14; Irvin, X. 1-8; Smith, J. 1--2. **OU** – Burks, D. 6-36; Sharp, B. 5-47; Thompson, B. 4-15; Farooq, J. 1-47; Ragins, Z. 1-7; Anthony, A. 1-4; Carreon, I. 1-2.

**TACKLES (UA-A): TU** – Keaton, A. 4-2; Deravil, E. 3-3; King, T. 2-4; Morton, J. 4-0; Stuart, 2-2; Stewart, C. 1-3; Johnson, J. 3-0; Woodbury, 3-0; Richardson, T. 3-0; Osueke, B. 3-0; Lewis, J. 1-2; Powell, Z. 2-0; Owens, D. 2-0; Jean, L. 1-1; Whitaker, T. 1-1; Haye, A. 1-1; Frye, L. 0-2; Sweeting, D. 1-0; Quarshie, W. 1-0; Wright, T. 1-0; Badmus, S. 1-0; Thomas, T. 0-1; Morris, D. 0-1; Lepolo, T. 0-1; Santiago, A. 0-1; Kromah, S. 0-1. **OU** – Stutsman, D. 3-3; Lewis, K. 3-1; Johnson, J. 3-1; Spears-Jennings, R. 3-1; Carter, L. 3-1; Bowman, B. 3-0; Mason Thomas, R. 2-1; Walker, K. 2-1; Halton, G. 2-1; Omosigbo, S. 1-2; Downs, E. 2-0; Heinecke, O. 2-0; Dolby, K. 2-0; Strong, M. 2-0; Nesta, J. 1-1; Williams, D. 0-2; Kanak, J. 0-2; Stone, D. 0-2; McKinzie, K. 1-0; Terry, D. 1-0; Jackson, J. 1-0; Malone, D. 1-0; Boganowski, M. 1-0; Kysar, B. 1-0; Sanders, A. 0-1; Sears, D. 0-1; Newcombe, J. 0-1.

|  |                     |           |
|--|---------------------|-----------|
| 9/7/24 • Gaylord Family – Oklahoma Memorial Stadium (83,653) • Norman              |                     |           |
|  | <b>HOUSTON</b>      | <b>12</b> |
|  | <b>#15 OKLAHOMA</b> | <b>16</b> |

**NORMAN** — No. 15/13 Oklahoma held Houston to 318 total yards and 5.0 yards per play and got a key safety from defensive lineman Gracen Halton with 1:42 remaining to help clinch its ninth straight home victory.

Linebacker Danny Stutsman finished with 15 tackles, defensive back Robert Spears-Jennings logged his first career interception and linebacker Lewis Carter registered his first career fumble recovery to aid OU, which managed just 15 first downs, 14 points and 249 yards on offense (4.1 yards per play).

Carter's recovery came on a muffed punt following the opening possession of the game and led to a 10-yard Jackson Arnold touchdown pass to wide receiver Brenen Thompson on the next play for a 7-0 lead.

Arnold completed 19 of 32 passes for 174 yards and two TDs, and threw his first interception of the season. Wide receiver Deion Burks caught a game-high nine passes for a team-high 53 yards.

Arnold's other touchdown throw was an 11-yarder early in the second quarter to redshirt senior tight end Jake Roberts and gave the Sooners a 14-3 lead. For Roberts, a Norman product who transferred from Baylor in the offseason and earned his first career OU start, it was his first TD as a Sooner. He finished with three catches for 51 yards.

Halton, who added a third-quarter sack for 11 yards, finished with a career-high 2.0 tackles for loss. His safety marked OU's only points of the second half. Linebacker Sammy Omosigbo logged career highs of five tackles and 2.0 TFLs.

Luke Elzinga averaged 44.0 yards on his eight punts, with five of those downed inside the 20-yard line, three inside the 10 and two inside the 5.

| Score by Quarters | 1 | 2 | 3 | 4 | Score |
|-------------------|---|---|---|---|-------|
| Houston           | 3 | 3 | 6 | 0 | 12    |
| Oklahoma          | 7 | 7 | 0 | 2 | 16    |

Record: (0-2, 0-0 Big 12)  
Record: (2-0, 0-0 SEC)

**Scoring Summary:**

- 1st 12:59 OU - #15 B.Thompson 10 yd pass from #11 J.Arnold (#98 T.Keltner kick)  
1 play, 10 yards, TOP 00:06 0-7
- 1st 04:29 UH - #43 J.Kim 43 yd FG  
12 plays, 63 yards, TOP 08:25 3-7
- 2nd 12:28 OU - #87 J.Roberts 11 yd pass from #11 J.Arnold (#98 T.Keltner kick)  
8 plays, 81 yards, TOP 03:11 3-14
- 2nd 00:00 UH - #43 J.Kim 44 yd FG  
6 plays, 55 yards, TOP 01:17 6-14
- 3rd 13:15 UH - #0 J.Manjack IV 44 yd pass from #1 D.Smith (#0 J.Manjack IV pass from #1 D.Smith failed)  
4 plays, 75 yards, TOP 01:45 12-14
- 4th 01:42 OU - #56 G.Halton SAFETY  
0 plays, 0 yards, TOP 00:04 12-16

|                            | <b>UH</b> | <b>OU</b> |
|----------------------------|-----------|-----------|
| FIRST DOWNS                | 18        | 15        |
| RUSHES-YARDS (NET)         | 35-58     | 29-75     |
| PASSING YDS (NET)          | 260       | 174       |
| Passes Att-Comp-Int        | 24-28-1   | 19-32-1   |
| TOTAL OFFENSE PLAYS-YARDS  | 63-318    | 61-249    |
| Fumble Returns-Yards       | 0-0       | 0-0       |
| Punt Returns-Yards         | 3--10     | 3-22      |
| Kickoff Returns-Yards      | 1-19      | 1-10      |
| Interception Returns-Yards | 1-0       | 1-0       |
| Punts (Number-Avg)         | 6-40.7    | 8-44.0    |
| Fumbles-Lost               | 1-1       | 2-0       |
| Penalties-Yards            | 8-70      | 5-67      |
| Possession Time            | 35:03     | 24:57     |
| Third-Down Conversions     | 4 of 15   | 4 of 14   |
| Fourth-Down Conversions    | 2 of 2    | 0 of 0    |
| Red-Zone Scores-Chances    | 1-1       | 2-2       |
| Sacks By: Number-Yards     | 3-11      | 2-16      |

**RUSHING: UH** – Sneed, S. 11-33; Sanford II, R. 7-20; Jenkins, P. 7-10; Burnette, J. 3-3; Smith, D. 7--8. **OU** – Barnes, J. 12-40; Arnold, J. 11-28; Tatum, T. 1-6; Sawchuk, G. 4-4.

**PASSING: UH** – Smith, D. 24-28-1-260. **OU** – Arnold, J. 19-32-1-174.

**RECEIVING: UH** – Johnson, S. 5-57; Mews, M. 5-23; Manjack IV, J. 3-72; Sanford II, R. 3-48; Shoulders, M. 3-22; Carr, M. 2-14; Wilson, J. 1-10; York, J. 1-7. **OU** – Burks, D. 9-53; Roberts, J. 3-51; Barnes, J. 3-8; Thompson, B. 2-43; Ragins, Z. 1-14; Sharp, B. 1-5.

**TACKLES (UA-A): UH** – Haulcy, A. 6-5; Batton, M. 6-3; Webb, K. 4-2; Cooper Jr., K. 5-0; McLaurin, H. 4-1; Morris, J. 0-5; Allen, C. 0-5; Gaston, J. 2-2; Holmes Jr., A. 1-1; Rhym, J. 1-0; McCutchin Sr, L. 1-0; Coppage-El, T. 1-0; Carter, A. 1-0; Mack, B. 1-0; Stillman, X. 0-1; Lee, Q. 0-1; Lee, Q. 0-1. **OU** – Stutsman, D. 12-3; Washington, W. 2-4; Omosigbo, S. 5-0; Dolby, K. 4-1; Spears-Jennings, R. 4-1; Bowman, B. 4-1; Lewis, K. 2-2; Kanak, J. 0-3; Malone, D. 2-0; Carter, L. 2-0; Halton, G. 2-0; Johnson, J. 2-0; Williams, D. 1-1; McKinzie, K. 1-1; Terry, D. 0-2; Downs, E. 0-2; Burks, D. 1-0; Woullard, C. 1-0; Boganowski, M. 0-1; Bowen, P. 0-1; Hardy, J. 0-1; Thomas, R. 0-1; Jackson, J. .

|   |                     |           |  |
|---|---------------------|-----------|--|
| 9/14/24 • Gaylord Family – Oklahoma Memorial Stadium [83,325] • Norman            |                     |           |  |
|  | <b>TULANE</b>       | <b>19</b> |  |
|   | <b>#15 OKLAHOMA</b> | <b>34</b> |  |

**NORMAN** — No. 15/13 Oklahoma jumped out to a 21-0 lead against visiting Tulane, watched the Green Wave close to within 24-19 in the fourth quarter and then rode a stellar defensive effort down the stretch to a 34-19 win. The victory was OU's 48th straight against a non-conference opponent unranked in the AP poll.

After Tulane got to within five points, the Sooners forced a three-and-out, registered an interception, logged a turnover on downs and recovered a fumble to close the game. On those final four possessions, the Green Wave managed just 33 yards on 16 plays (2.1 average).

Junior defensive lineman R Mason Thomas turned in his best career performance, finishing with a career-high 3.0 tackles for loss (all fourth-quarter sacks), a forced fumble and recovery, a pass breakup and a quarterback hurry. He entered the game with 2.5 career sacks and 4.5 TFLs.

Senior linebacker Danny Stutsman led OU in tackles for the third straight outing with 12, giving him 300 for his career.

Sophomore quarterback Jackson Arnold completed 18 of 29 passes (62%) for 169 yards and a touchdown (one interception), and rushed 14 times for a game- and career-high 97 yards and two TDs. Freshman running back Taylor Tatum caught Arnold's TD throw (a 9-yarder) and scored on a 1-yard rush on the next possession for a 21-0 lead. Junior backfield mate Jovantae Barnes ran for 53 yards on 14 carries.

Junior wide receiver Deion Burks finished with game highs of seven receptions and 80 receiving yards, giving him 22 catches on the season, a program record for the first three games of an OU career.

| Score by Quarters | 1 | 2  | 3 | 4  | Score |                             |
|-------------------|---|----|---|----|-------|-----------------------------|
| Tulane            | 0 | 6  | 7 | 6  | 19    | Record: (1-2, 0-0 American) |
| Oklahoma          | 7 | 14 | 3 | 10 | 34    | Record: (3-0, 0-0 SEC)      |

**Scoring Summary:**

- 1st 07:36 OU - #11 J.Arnold 1 yd rush (#98 T.Keltner kick)  
14 plays, 69 yards, TOP 05:46 0-7
- 2nd 10:02 OU - #8 T.Tatum 9 yd pass from #11 J.Arnold (#98 T.Keltner kick)  
7 plays, 60 yards, TOP 01:58 0-14
- 2nd 03:39 OU - #8 T.Tatum 1 yd rush (#98 T.Keltner kick)  
6 plays, 67 yards, TOP 01:36 0-21
- 2nd 00:19 TLN - #9 R.Brown 7 yd pass from #7 T.Thompson (#63 E.Head kick missed)  
11 plays, 75 yards, TOP 03:20 6-21
- 3rd 09:20 OU - #98 T.Keltner 29 yd FG  
13 plays, 64 yards, TOP 05:40 6-24
- 3rd 04:45 TLN - #21 M.Hughes 8 yd pass from #10 D.Mensah (#63 E.Head kick)  
9 plays, 75 yards, TOP 04:35 13-24
- 4th 14:20 TLN - #13 T.Grubbs 22 yd interception return (#21 M.Hughes pass from #10 D.Mensah failed)  
TOP 00:28 19-24
- 4th 06:05 OU - #11 J.Arnold 24 yd rush (#98 T.Keltner kick)  
4 plays, 43 yards, TOP 02:13 19-31
- 4th 02:55 OU - #98 T.Keltner 39 yd FG  
4 plays, 5 yards, TOP 01:39 19-34

|                            | TLN     | OU      |
|----------------------------|---------|---------|
| FIRST DOWNS                | 16      | 23      |
| RUSHES-YARDS (NET)         | 34-106  | 45-182  |
| PASSING YDS (NET)          | 173     | 167     |
| Passes Att-Comp-Int        | 15-33-1 | 19-30-1 |
| TOTAL OFFENSE PLAYS-YARDS  | 67-279  | 75-349  |
| Fumble Returns-Yards       | 0-0     | 1-8     |
| Punt Returns-Yards         | 1-18    | 1-24    |
| Kickoff Returns-Yards      | 0-0     | 1-21    |
| Interception Returns-Yards | 1-22    | 1-2     |
| Punts (Number-Avg)         | 6-45.2  | 5-41.2  |
| Fumbles-Lost               | 1-1     | 0-0     |
| Penalties-Yards            | 9-60    | 6-45    |
| Possession Time            | 26:11   | 31:42   |
| Third-Down Conversions     | 5 of 15 | 8 of 16 |
| Fourth-Down Conversions    | 1 of 2  | 0 of 0  |
| Red-Zone Scores-Chances    | 2-2     | 5-5     |
| Sacks By: Number-Yards     | 3-18    | 3-17    |

**RUSHING: TLN** – Hughes, M. 19-71; Fleming, D. 1-19; Barnes III, A. 4-10; Clayton-Johnson, S. 3-7; Brown, Y. 1-6; Mensah, D. 6--7. **OU** – Arnold, J. 14-97; Barnes, J. 14-53; Tatum, T. 9-27; Sawchuk, G. 6-16.

**PASSING: TLN** – Mensah, D. 14-32-1-166; Thompson, T. 1-1-0-7. **OU** – Arnold, J. 18-29-1-169; Tatum, T. 1-1-0--2.

**RECEIVING: TLN** – Fleming, D. 4-59; Williams, M. 3-36; Brown, Y. 2-31; Hughes, M. 2-13; Bohanon, B. 1-19; Clayton-Johnson, S. 1-10; Brown, R. 1-7; Barnes III, A. 2--2. **OU** – Burks, D. 7-80; Sharp, B. 4-28; Sawchuk, G. 2-10; Ragins, Z. 1-13; Barnes, J. 1-12; Kearney, Z. 1-12; Tatum, T. 1-9; Roberts, J. 1-5; Arnold, J. 1--2.

**TACKLES (UA-A): TLN** – Howard, S. 5-5; Despanie, B. 7-2; Adams III, K. 7-2; Grubbs, T. 4-2; Agu, D. 4-0; Huntington, A. 0-4; Ransaw, C. 3-0; Geiger, J. 2-1; Tchienchou, J. 2-1; Peterson, P. 1-2; Rodgers, C. 1-2; Henderson, G. 2-0; Robinson, M. 1-1; Tillery, L. 0-2; Friloux, A. 0-2; Laister, S. 1-0; Hudak, E. 1-0; Fobbs-White, M. 1-0; Jenkins, P. 1-0; Anderson, A. 1-0; Mensah, D. 1-0; Edwards, J. 1-0; De Rosa, D. 1-0; Hamilton, K. 0-1; Eugene Jr., M. 0-1; Johnson, J. 0-1; Hicks Jr., E. 0-1. **OU** – Stutsman, D. 6-6; Spears-Jennings, R. 7-1; Terry, D. 3-1; Walker, K. 3-1; Omosigbo, S. 2-2; McKinzie, K. 1-3; Bowman Jr., B. 3-0; Thomas, R. 3-0; Williams, D. 1-2; Halton, G. 2-0; Downs, E. 1-1; Jackson, J. 1-1; Bowen, P. 1-0; Malone, D. 1-0; Kanak, J. 0-1; Lewis, K. 0-1.

|   |                     |           |  |
|---|---------------------|-----------|--|
| 9/21/24 • Gaylord Family – Oklahoma Memorial Stadium [84,071] • Norman            |                     |           |  |
|  | <b>#6 TENNESSEE</b> | <b>25</b> |  |
|   | <b>#15 OKLAHOMA</b> | <b>15</b> |  |

**NORMAN** — In its first league game as a member of the Southeastern Conference, Oklahoma's defense performed well against one of the nation's top offenses but the No. 15/13 Sooners came out on the short side of a 25-15 decision against No. 6/7 Tennessee.

The Volunteers entered the game ranked first nationally in scoring offense (63.7 ppg), but OU held them to 23 offensive points. Similarly, the Sooners limited UT to 345 total yards, 151 rushing yards and 194 passing yards, well below its season averages of 639.3 total yards, 336.3 rushing yards and 303.0 passing yards per game entering the night.

OU forced eight punts and recovered a pair of second-quarter fumbles in Tennessee territory (6- and 33-yard lines), but the offense gave the ball back on the next play both times. The Sooners committed three turnovers, all in the first half, that led to 10 UT points.

Oklahoma struggled to move the ball for much of the contest, finishing with 222 total yards and 36 rushing yards on 34 attempts. Freshman quarterback Michael Hawkins Jr. replaced sophomore starter Jackson Arnold late in the second quarter and finished the contest. Hawkins Jr. completed 11 of 18 pass attempts for 132 yards and a touchdown, and rushed 12 times for 22 yards. He had no turnovers.

Junior safety Robert Spears-Jennings led OU with a career-high 13 tackles (1.0 sack) and forced a fumble, while sixth-year defensive lineman Trace Ford logged 2.0 tackles for loss and a forced fumble.

The game marked the return of Tennessee head coach Josh Heupel to Norman. Heupel was the 2000 Heisman Trophy runner-up, the same season he quarterbacked OU to a 13-0 record and national title. He also served as a Sooners assistant coach for nine years (was co-offensive coordinator from 2011-14).

| Score by Quarters | 1  | 2 | 3 | 4  | Score |                        |
|-------------------|----|---|---|----|-------|------------------------|
| Tennessee         | 10 | 9 | 3 | 3  | 25    | Record: (4-0, 1-0 SEC) |
| Oklahoma          | 3  | 0 | 0 | 12 | 15    | Record: (3-1, 0-1 SEC) |

**Scoring Summary:**

- 1st 03:45 TEN - #90 M.Gilbert 27 yd FG  
6 plays, 42 yards, TOP 02:36 3-0
- 1st 00:42 OU - #98 T.Keltner 37 yd FG  
10 plays, 55 yards, TOP 03:03 3-3
- 1st 00:03 TEN - #1 D.Thornton Jr. 66 yd pass from #8 N.lamaleava (#90 M.Gilbert kick)  
2 plays, 75 yards, TOP 00:39 10-3
- 2nd 09:12 TEN - #97 J.Jenkins SAFETY  
TOP 00:05 12-3
- 2nd 01:40 TEN - #6 D.Sampson 1 yd rush (#90 M.Gilbert kick)  
8 plays, 46 yards, TOP 03:47 19-3
- 3rd 06:03 TEN - #90 M.Gilbert 41 yd FG  
6 plays, 53 yards, TOP 02:49 22-3
- 4th 08:25 OU - #2 J.Barnes 2 yd pass from #9 M.Hawkins Jr. (#98 T.Keltner kick missed)  
10 plays, 68 yards, TOP 03:30 22-9
- 4th 03:35 TEN - #90 M.Gilbert 32 yd FG  
4 plays, 9 yards, TOP 01:40 25-9
- 4th 01:01 OU - #2 J.Barnes 1 yd rush (#9 M.Hawkins Jr. rush failed)  
9 plays, 76 yards, TOP 02:34 25-15

|                            | UT      | OU      |
|----------------------------|---------|---------|
| FIRST DOWNS                | 14      | 16      |
| RUSHES-YARDS (NET)         | 52-151  | 34-36   |
| PASSING YDS (NET)          | 194     | 186     |
| Passes Att-Comp-Int        | 13-21-0 | 18-34-1 |
| TOTAL OFFENSE PLAYS-YARDS  | 73-345  | 68-222  |
| Fumble Returns-Yards       | 0-0     | 1-1     |
| Punt Returns-Yards         | 2-12    | 5-30    |
| Kickoff Returns-Yards      | 1-0     | 0-0     |
| Interception Returns-Yards | 1-17    | 0-0     |
| Punts (Number-Avg)         | 8-48.4  | 7-51.0  |
| Fumbles-Lost               | 2-2     | 4-2     |
| Penalties-Yards            | 10-82   | 3-32    |
| Possession Time            | 35:41   | 24:28   |
| Third-Down Conversions     | 6-19    | 3-15    |
| Fourth-Down Conversions    | 0-0     | 1-3     |
| Red-Zone Scores-Chances    | 3-3     | 3-4     |
| Sacks By: Number-Yards     | 3-27    | 3-14    |

**RUSHING: UT** – Sampson, D. 24-92; Bishop, D. 16-65; lamaleava, N. 8-15; White, S. 3--14. **OU** – Hawkins Jr., M. 12-22; Burks, D. 1-18; Tatum, T. 3-14; Barnes, J. 8-12; Sawchuk, G. 1--2; Franklin, S. 1--3; Arnold, J. 5--21.

**PASSING: UT** – lamaleava, N. 13-21-0-194. **OU** – Hawkins Jr., M. 11-18-0-132; Arnold, J. 7-16-1-54.

**RECEIVING: UT** – McCoy, B. 4-92; White, S. 3-13; Thornton Jr., D. 2-73; Staes, H. 2-8; Davis, E. 1-8; Brazzell II, C. 1-0. **OU** – Sharp, B. 4-36; Burks, D. 4-32; Pettaway, J. 3-79; Thompson, B. 2-18; Roberts, J. 2-11; Barnes, J. 2-0; Ragins, Z. 1-10.

**TACKLES (UA-A): UT** – Carter, A. 3-3; Keenan, P. 4-1; Turrentine, A. 3-2; Harrison, C. 3-2; West, T. 3-0; McCoy, J. 3-0; Josephs, J. 3-0; Brooks, W. 2-1; Carter, B. 2-0; Thomas, J. 2-0; Charles, C. 2-0; Moi, J. 2-0; Baily, D. 1-1; Pearce Jr., J. 1-1; Jenkins, J. 1-1; Gibson III, R. 1-1; Simmons, E. 1-0; Thomas, O. 1-0; Hobbs, D. 1-0; Spillman, E. 1-0; Norman-Lott, O. 1-0; Salansky, M. 1-0; Easton, B. 1-0; Perry, K. 0-1. **OU** – Spears-Jennings, R. 7-6; Lewis, K. 4-3; Bowen, P. 0-7; Carter, L. 6-0; Waker, K. 3-2; Williams, D. 4-0; Bowman, Jr. B. 0-4; Omosigbo, S. 0-4; Ford, T. 3-0; Malone, D. 2-1; Washington, W. 2-1; Jackson, J. 1-2; Dolby, K. 1-2; Stutsman, D. 0-3; Downs, E. 2-0; Bowen, E. 2-0; Terry, D. 1-1; Hester, J. 1-0; Halton, G. 1-0; Stone, D. 1-0; Hardy, J. 1-0; Woullard, C. 0-1; Thomas, R. 0-1.

|   |                     |           |
|---|---------------------|-----------|
| 9/28/24 • Jordan-Hare Stadium [88,043] • Auburn, Ala.                             |                     |           |
|  | <b>#21 OKLAHOMA</b> | <b>27</b> |
|   | <b>AUBURN</b>       | <b>21</b> |

**AUBURN, Ala.** — Trailing 21-10 with less than nine minutes left in the fourth quarter, No. 21/18 Oklahoma scored the final 17 points in a 27-21 win at Auburn for the Sooners' first-ever SEC victory.

OU scored the go-ahead points when redshirt sophomore linebacker Kip Lewis returned an interception 63 yards for a touchdown with 4:06 remaining. Freshman quarterback Michael Hawkins Jr. converted the ensuing two-point conversion on an acrobatic dive to put OU ahead 24-21 and redshirt senior kicker Zach Schmit later booted a 39-yard field goal with 54 seconds to go.

Hawkins Jr. became just the seventh OU quarterback to start a game as a true freshman and became the first OU true freshman QB to win on the road in his first career start. He ran for a 48-yard score on the Sooners' first possession and completed 10 of 15 passes on the day for 161 yards, with no turnovers.

Redshirt senior receiver J.J. Hester entered the contest without a reception since the 2022 season but caught three passes for game and career highs of 86 yards. His 60-yard nab in the fourth quarter represented an OU season long and set up a touchdown that cut Auburn's lead to 21-16 with 8:32 left in the fourth quarter.

Junior running back Jovantae Barnes carried 18 times for a season-high 61 yards and scored on a 2-yard run following Hester's long reception.

Senior safety Billy Bowman Jr. logged a game-high eight tackles, seven of them solo. Junior defensive lineman R Mason Thomas added four tackles, including sacks on back-to-back third- and fourth-down plays on Auburn's first possession after OU went up 24-21. The turnover on downs in Tigers territory led to the Sooners' final field goal.

| Score by Quarters | 1 | 2  | 3 | 4  | Score |                        |
|-------------------|---|----|---|----|-------|------------------------|
| Oklahoma          | 7 | 0  | 3 | 17 | 27    | Record: (4-1, 1-1 SEC) |
| Auburn            | 0 | 14 | 0 | 7  | 21    | Record: (2-3, 0-2 SEC) |

**Scoring Summary:**

- 1st 12:30 OU - #9 M.Hawkins Jr. 48 yd rush (#34 Z.Schmit kick)  
4 plays, 68 yards, TOP 01:20 7-0
- 2nd 12:52 Auburn - #5 K.Lambert-Smith 31 yd pass from #1 P.Thorne (#33 T.McGough kick)  
4 plays, 72 yards, TOP 02:02 7-7
- 2nd 05:41 Auburn - #11 M.Simmons 48 yd pass from #1 P.Thorne (#33 T.McGough kick)  
7 plays, 81 yards, TOP 03:58 7-14
- 3rd 02:26 OU - #34 Z.Schmit 24 yd FG  
11 plays, 51 yards, TOP 06:34 10-14
- 4th 14:12 Auburn - #86 L.Deal 1 yd pass from #1 P.Thorne (#33 T.McGough kick)  
7 plays, 58 yards, TOP 03:06 10-21
- 4th 08:32 OU - #2 J.Barnes 2 yd rush (#10 B.Sharp pass from #9 M.Hawkins Jr. failed)  
4 plays, 67 yards, TOP 01:40 16-21
- 4th 04:06 OU - #10 K.Lewis 63 yd interception return (#9 M.Hawkins Jr. rush)  
TOP 04:26 24-21
- 4th 00:54 OU - #34 Z.Schmit 39 yd FG  
4 plays, 3 yards, TOP 01:00 27-21

|                            | <b>OU</b> | <b>AU</b> |
|----------------------------|-----------|-----------|
| FIRST DOWNS                | 11        | 26        |
| RUSHES-YARDS (NET)         | 32-130    | 43-144    |
| PASSING YDS (NET)          | 161       | 338       |
| Passes Att-Comp-Int        | 10-15-0   | 21-32-1   |
| TOTAL OFFENSE PLAYS-YARDS  | 47-291    | 75-482    |
| Fumble Returns-Yards       | 0-0       | 0-0       |
| Punt Returns-Yards         | 1-0       | 2-12      |
| Kickoff Returns-Yards      | 1-21      | 1-27      |
| Interception Returns-Yards | 1-63      | 0-0       |
| Punts (Number-Avg)         | 5-47.6    | 3-49.3    |
| Fumbles-Lost               | 0-0       | 1-0       |
| Penalties-Yards            | 10-78     | 7-61      |
| Possession Time            | 24:34     | 35:26     |
| Third-Down Conversions     | 2 of 11   | 4 of 14   |
| Fourth-Down Conversions    | 0 of 1    | 2 of 4    |
| Red-Zone Scores-Chances    | 2-2       | 1-3       |
| Sacks By: Number-Yards     | 4-34      | 2-7       |

**RUSHING: AU** – Hunter, J. 17-97; Alston, D. 7-24; Thorne, P. 17-23; Jackson V, S. 2-0. **OU** – Hawkins Jr., M. 14-69; Barnes, J. 18-61.

**PASSING: AU** – Thorne, P. 21-32-1-338. **OU** – Hawkins Jr., M. 10-15-0-161.

**RECEIVING: AU** – Lambert-Smith, K. 5-77; Simmons, M. 4-61; Coleman, C. 3-82; Fairweather, R. 3-71; Lewis, R. 2-22; Hunter, J. 2-21; Cobb, J. 1-3. **OU** – Sharp, B. 4-43; Hester, J. 3-86; Thompson, B. 2-30; Pettaway, J. 1-2.

**TACKLES (UA-A): AU** – Riddick, D. 5-1; Faulk, K. 2-3; Lee, K. 4-0; Asante, E. 3-1; Keys, A. 3-1; Harris, K. 3-1; McLeod, J. 2-2; Mausi, D. 2-1; Thompson, J. 2-0; Wooden, C. 2-0; Crawford, J. 1-1; Williams, A. 1-0; Jones, J. 1-0; Walker, Z. 1-0; Jamison-Travis, Q. 1-0; Waller, J. 0-1; Hughes, R. 0-1; Woodyard Jr., R. 0-1. **OU** – Bowman Jr., B. 7-1; Spears-Jennings, R. 4-2; McKinzie, K. 3-3; Washington, W. 2-4; Lewis, K. 4-1; Ford, T. 4-1; Bowen, P. 4-1; Malone, D. 3-1; Mason Thomas, R. 3-1; Stutsman, D. 1-3; Walker, K. 2-1; Omisigho, S. 2-1; Bowen, E. 2-0; Downs, E. 1-1; Woullard, C. 1-1; Boganowski, M. 1-1; Carter, L. 1-0; Anderson, B. 1-0; Williams, D. 1-0; Halton, G. 1-0; Schmit, Z. 1-0; Terry, D. 0-1.

|   |                     |           |
|---|---------------------|-----------|
| 10/12/24 • Cotton Bowl [92,100] • Dallas, Texas                                   |                     |           |
|  | <b>#1 TEXAS</b>     | <b>34</b> |
|   | <b>#18 OKLAHOMA</b> | <b>3</b>  |

**DALLAS** — After leading 3-0 and not allowing a first down through the first quarter, No. 18/16 Oklahoma dropped a 34-3 contest to No. 1/1 Texas in the Allstate Red River Rivalry at the Cotton Bowl. It was the programs' first meeting as SEC members and just OU's fifth loss in the last 16 meetings against the Longhorns.

The Sooners finished with 18 first downs to Texas' 17, but UT outgained Oklahoma 406 yards to 237 and averaged 6.7 yards per play to OU's 3.4. After OU held the Longhorns to 13 yards on 10 plays in the first quarter, UT gained 222 yards on 22 plays in the second quarter to take a 21-3 halftime lead and tacked on 13 more points in the second half.

Senior safety Billy Bowman Jr. intercepted a pass in Texas territory on the game's opening possession, but Tyler Keltner missed a 44-yard field goal try moments later. Keltner rebounded to make a 42-yarder to cap the Sooners' third drive, their only points of the day.

Michael Hawkins Jr. became OU seventh freshman quarterback to start vs. Texas, but the first true freshman. He completed 19 of 30 pass attempts for 148 yards and no interceptions. Factoring six sacks, he netted 27 yards on 20 carries.

Freshman receiver Zion Kearney was one of 11 Sooners who caught at least one pass, finishing with team and career highs of four catches and 45 yards. Redshirt junior tight end Bauer Sharp (21 yards) and junior receiver Brenen Thompson (19 yards) caught three passes each. OU's longest completion was 15 yards.

Freshman cornerback Eli Bowen became the first true freshman defensive back to make his initial career start against Texas since cornerback Aaron Colvin in 2010. Bowen notched his first career tackle for loss and led OU with a career-high eight tackles.

Bowen and sophomore safety Peyton Bowen became the first brothers to start a game for Oklahoma since 1987 (offensive linemen Anthony and Jon Phillips), and the first brothers to start a game on defense for OU since 1975 (defensive linemen Lee Roy and Dewey Selmon). Peyton Bowen finished with four tackles, all solo.

| Score by Quarters | 1 | 2  | 3 | 4  | Score |                        |
|-------------------|---|----|---|----|-------|------------------------|
| Texas             | 0 | 21 | 3 | 10 | 34    | Record: (6-0, 2-0 SEC) |
| Oklahoma          | 3 | 0  | 0 | 0  | 3     | Record: (4-2, 1-2 SEC) |

**Scoring Summary:**

- 1st 00:10 OU - #98 T.Keltner 42 yd FG  
11 plays, 38 yards, TOP 04:42 0-3
- 2nd 11:20 UT - #85 G.Helm 7 yd pass from #3 Q.Ewers (#45 B.Auburn kick)  
10 plays, 75 yards, TOP 03:50 7-3
- 2nd 02:21 UT - #11 S.Bolden 0 yd rush (#45 B.Auburn kick)  
4 plays, 84 yards, TOP 01:58 14-3
- 2nd 01:40 UT - #26 Q.Wisner 43 yd rush (#45 B.Auburn kick)  
1 play, 43 yards, TOP 00:11 21-3
- 3rd 01:01 UT - #45 B.Auburn 41 yd FG  
11 plays, 45 yards, TOP 05:35 24-3
- 4th 07:44 UT - #45 B.Auburn 29 yd FG  
7 plays, 13 yards, TOP 03:36 27-3
- 4th 05:21 UT - #3 Q.Ewers 1 yd rush (#45 B.Auburn kick)  
3 plays, 32 yards, TOP 01:06 34-3

|                            | <b>UT</b> | <b>OU</b> |
|----------------------------|-----------|-----------|
| FIRST DOWNS                | 17        | 18        |
| RUSHES-YARDS (NET)         | 30-177    | 39-89     |
| PASSING YDS (NET)          | 229       | 148       |
| Passes Att-Comp-Int        | 21-31-1   | 19-30-1   |
| TOTAL OFFENSE PLAYS-YARDS  | 61-406    | 69-237    |
| Fumble Returns-Yards       | 0-0       | 0-0       |
| Punt Returns-Yards         | 4-70      | 2-19      |
| Kickoff Returns-Yards      | 0-0       | 3-52      |
| Interception Returns-Yards | 0-0       | 1-0       |
| Punts (Number-Avg)         | 3-44.3    | 6-47.7    |
| Fumbles-Lost               | 1-0       | 2-2       |
| Penalties-Yards            | 5-57      | 7-49      |
| Possession Time            | 27:53     | 32:07     |
| Third-Down Conversions     | 5 of 13   | 4 of 15   |
| Fourth-Down Conversions    | 0 of 1    | 1 of 2    |
| Red-Zone Scores-Chances    | 4-6       | 0-1       |
| Sacks By: Number-Yards     | 5-29      | 1-6       |

**RUSHING: UT** – Wisner, Q. 13-118; Blue, J. 10-30; Wingo, R. 1-25; Ewers, Q. 4-3; Gibson, J. 2-1. **OU** – Barnes, J. 14-38; Hawkins Jr., M. 20-27; Tatum, T. 2-17; Sawchuk, G. 2-9.

**PASSING: UT** – Ewers, Q. 20-29-1-199; Golden, M. 1-2-0-30. **OU** – Hawkins Jr., M. 19-30-0-148.

**RECEIVING: UT** – Helm, G. 5-91; Wisner, Q. 4-12; Moore Jr., D. 3-25; Blue, J. 3-18; Wingo, R. 2-49; Golden, M. 1-23; Bond, I. 1-5; Davis, J. 1-3; Bolden, S. 1-3. **OU** – Kearney, Z. 4-45; Sharp, B. 3-21; Thompson, B. 3-19; Robinson, X. 2-12; Roberts, J. 1-12; Carreon, I. 1-12; Sawchuk, G. 1-7; Barnes, J. 1-6; Pettaway, J. 1-6; Hester, J. 1-4; Tatum, T. 1-4.

**TACKLES (UA-A): UT** – Hill Jr., A. 7-4; Simmons, C. 2-3; Williams Jr., D. 4-0; Gbenda, D. 4-0; Guilbeau, J. 4-0; Muhammad, M. 3-1; Lefau, L. 2-2; Blackwell Jr., M. 2-2; Barron, J. 2-2; Broughton, V. 2-1; Taaffe, M. 2-1; McDonald, J. 2-1; Collins, A. 1-2; Holmes, G. 2-0; Sorrell, B. 1-1; Burke, E. 1-1; Moore, T. 1-1; Smith, T. 1-1; Norton, B. 0-2; Vasek, C. 1-0; Landwehr, M. 1-0; Mukuba, A. 1-0; Roberson, W. 1-0; January, A. 1-0; Johnson-Rubell, J. 1-0; Lole, J. 0-1. **OU** – Bowen, E. 5-3; Lewis, K. 3-3; Stutsman, D. 2-4; Spears-Jennings, R. 5-0; Jackson, J. 0-5; Bowen, P. 4-0; Williams, D. 2-2; Downs, E. 3-0; Terry, D. 1-2; Halton, G. 1-1; Carter, L. 1-1; McKinzie, K. 1-1; Bowman Jr., B. 1-0; McCullough, D. 1-0; Walker, K. 1-0; Heinecke, O. 1-0; Vickers, M. 1-0; Washington, W. 1-0; Boganowski, M. 1-0; Powers III, R. 1-0; Sharp, B. 1-0; Malone, D. 0-1; Kanak, J. 0-1; Woullard, C. 0-1; Adebawore, A. 0-1.

|   |                       |           |
|---|-----------------------|-----------|
| 10/19/24 • Gaylord Family – Oklahoma Memorial Stadium (83,331) • Norman           |                       |           |
|  | <b>SOUTH CAROLINA</b> | <b>35</b> |
|   | <b>OKLAHOMA</b>       | <b>9</b>  |

**NORMAN** — Oklahoma outgained South Carolina 291 to 254 in total yardage and finished with 19 first downs to the Gamecocks' 15, but fell 35-9 at home as it was outscored 24-0 off turnovers.

The Sooners (4-3, 1-3) held the Gamecocks (4-3, 2-3) to 74 rushing yards, more than 100 below their season average of 175.3 entering the game, and 1.8 yards per rush, but turned the ball over on each of their first three possessions, resulting in two defensive touchdowns and a 21-0 first-quarter deficit. South Carolina added a field goal early in the second quarter before kicker Zach Schmit got OU on the board when he converted a 44-yard field goal try with four minutes to play in the half. USC found the end zone one more time to take a 32-3 lead into the break.

Jackson Arnold, who hadn't played since the fourth game of the season but replaced starter Michael Hawkins Jr. in the first quarter, hit Brenen Thompson for a 54-yard score midway through the third quarter, but a failed two-point attempt kept the score 32-9. Arnold completed 18 of his 36 passes for a season-high 225 yards.

OU's defense matched its season high with six sacks and a totaled a season-high 11 tackles for loss, but surrendered nine sacks and 13 TFLs. Danny Stutsman registered a game-leading 16 tackles while Gracen Halton paced the team with 1.5 sacks. The Sooners turned the ball over four times and did not generate a takeaway for the first time in a year, breaking a streak of 12 games with at least one turnover gained.

Jovantae Barnes rushed for a season-high 70 yards on 17 carries and true freshman wide receiver Jacob Jordan registered career bests of six catches and 86 yards while playing in his second collegiate game. J.J. Hester caught four passes for 44 yards and Thompson finished with 59 yards on his two receptions.

| Score by Quarters | 1  | 2  | 3 | 4 | Score |                        |
|-------------------|----|----|---|---|-------|------------------------|
| South Carolina    | 21 | 11 | 0 | 3 | 35    | Record: (4-3, 2-3 SEC) |
| Oklahoma          | 0  | 3  | 6 | 0 | 9     | Record: (4-3, 1-3 SEC) |

**Scoring Summary:**

|     |  |      |
|-----|--|------|
| 1st | 12:33 USC - #5 R.Sanders 3 yd rush (#40 A.Herrera kick)  |      |
|     | 5 plays, 41 yards, TOP 02:13   | 7-0  |
| 1st | 11:21 USC - #91 T.Hemingway 36 yd fumble return (#40 A.Herrera kick)                               |      |
|     | TOP 01:12  | 14-0 |
| 1st | 09:40 USC - #7 N.Emmanwori 65 yd interception return (#40 A.Herrera kick)                          |      |
|     | TOP 01:41  | 21-0 |
| 2nd | 12:05 USC - #40 A.Herrera 39 yd FG   |      |
|     | 4 plays, 4 yards, TOP 01:52  | 24-0 |
| 2nd | 05:17 OU - #34 Z.Schmit 44 yd FG   |      |
|     | 11 plays, 53 yards, TOP 04:01  | 24-3 |
| 2nd | 01:54 USC - #6 J.Simon 33 yd pass from #16 L.Sellers (#44 M.Brown rush)                            |      |
|     | 8 plays, 75 yards, TOP 03:23   | 32-3 |
| 3rd | 07:33 OU - #15 B.Thompson 54 yd pass from #11 J.Arnold (#10 B.Sharp pass from #11 J.Arnold failed) |      |
|     | 8 plays, 90 yards, TOP 03:31   | 32-9 |
| 4th | 07:48 USC - #40 A.Herrera 33 yd FG   |      |
|     | 4 plays, 6 yards, TOP 01:37  | 35-9 |

|                            | USC     | OU      |
|----------------------------|---------|---------|
| FIRST DOWNS                | 15      | 19      |
| RUSHES-YARDS (NET)         | 41-74   | 41-53   |
| PASSING YDS (NET)          | 180     | 238     |
| Passes Att-Comp-Int        | 17-27-0 | 22-42-2 |
| TOTAL OFFENSE PLAYS-YARDS  | 68-254  | 83-291  |
| Fumble Returns-Yards       | 1-36    | 0-0     |
| Punt Returns-Yards         | 2-10    | 4-23    |
| Kickoff Returns-Yards      | 1-20    | 2-34    |
| Interception Returns-Yards | 2-63    | 0-0     |
| Punts (Number-Avg)         | 8-51.6  | 5-46.6  |
| Fumbles-Lost               | 0-0     | 6-2     |
| Penalties-Yards            | 6-42    | 3-27    |
| Possession Time            | 31:47   | 28:13   |
| Third-Down Conversions     | 6 of 18 | 6 of 19 |
| Fourth-Down Conversions    | 0 of 1  | 1 of 5  |
| Red-Zone Scores-Chances    | 2-3     | 1-1     |
| Sacks By: Number-Yards     | 9-77    | 6-48    |

**RUSHING: USC** - Sanders, R. 15-33; Sellers, L. 13-28; McDowell, J. 3-15; Adaway III, O. 4-8; Howell, J. 3-5; Beville, D. 1-13. **OU** - Barnes, J. 17-70; Tatum, T. 4-16; Hicks, K. 2-11; Hawkins Jr., M. 1-15; Arnold, J. 17-29.

**PASSING: USC** - Sellers, L. 16-24-0-175; Kroeger, K. 0-1-0-0; Ashford, R. 1-1-0-5; Beville, D. 0-0-0-0. **OU** - Arnold, J. 18-36-0-225; Hawkins Jr., M. 3-5-2-18; Elzinga, L. 1-1-0--5.

**RECEIVING: USC** - Simon, J. 4-43; Jacobs, V. 4-40; Bennett Jr., M. 2-13; Harbor, N. 2-13; Adaway III, O. 1-27; Smith, M. 1-25; Larvadain, G. 1-7; Sanders, R. 1-7; Campbell, D. 1-5. **OU** - Jordan, J. 6-86; Hester, J. 4-44; Barnes, J. 4-21; Sharp, B. 3-9; Thompson, B. 2-59; Tatum, T. 1-18; Roberts, J. 1-5; Ragins, Z. 1--4.

**TACKLES (UA-A): USC** - Emmanwori, N. 7-4; Knight Jr., D. 7-4; Martin-Scott, B. 7-4; Williams, D. 1-8; Collier, J. 3-1; Smith, D. 2-2; Geer, J. 2-1; Kilgore, J. 1-2; Sanders, T. 1-2; Stewart, D. 2-0; Hemingway, T. 2-0; Porter, R. 2-0; Edmond, G. 1-1; Williams, P. 1-1; Kennard, K. 1-1; Spaulding, D. 1-1; Huntley, A. 0-2; Johnson, F. 0-2; Thomas Jr., B. 1-0; Goodwine, M. 1-0; Swain, V. 1-0; Ford, K. 1-0; Bucey, D. 1-0; Porter, R. 0-1; Barrett, N. 0-1; Kilgore, G. 0-1; Bryant, C. 0-1. **OU** - Stutsman, D. 5-11; Lewis, K. 2-6; Spears-Jennings, R. 3-3; Jackson, J. 2-2; Bowen, P. 2-2; Williams, D. 0-4; Bowen, E. 3-0; Walker, K. 3-0; Adebawore, A. 2-1; Halton, G. 2-1; Ford, T. 1-2; Kanak, J. 1-2; Bowman Jr., B. 0-3; Downs, E. 2-0; Johnson, J. 2-0; McKinzie, K. 2-0; Omosigbo, S. 1-1; Woullard, C. 0-2; Heinecke, O. 0-1; Anderson, B. 0-1; Carter, L. 0-1; Mason Thomas, R. 0-1; McCullough, D. 0-1; Stone, D. 0-1.

|   |                     |           |
|---|---------------------|-----------|
| 10/26/24 • Vaught-Hemingway Stadium (67,926) • Oxford, Miss.                      |                     |           |
|  | <b>OKLAHOMA</b>     | <b>14</b> |
|   | <b>#18 OLE MISS</b> | <b>26</b> |

**OXFORD, Miss.** — Oklahoma led 14-10 at halftime, but was outscored 16-0 in the second half and lost 26-14 at No. 18 Ole Miss 26-14. The game marked the first in OU history in the state of Mississippi.

Sophomore quarterback Jackson Arnold completed 22 of 31 pass attempts for 182 yards and two touchdowns. His first TD throw was to redshirt junior tight end Bauer Sharp on an 11-yard play in the first quarter tied the score at 7-all with 2:18 left. Sharp registered a career- and game-high eight receptions for a team-high 53 yards on the day.

After Ole Miss pulled ahead on a 35-yard field goal by Caden Davis in the second quarter, Arnold found freshman wide receiver Jacob Jordan for a 9-yard TD with six seconds remaining in the half, capping a 13-play, 92-yard drive and giving OU a 14-10 edge at the break. It was OU's longest drive of the season in terms of distance.

The Sooners (4-4, 1-4 SEC) outgained the Rebels (6-2, 2-2) 235 to 162 in total yardage and converted 7 of 9 third down attempts in the first half, as Arnold completed 10 of 13 passes for 110 yards and two touchdowns and rushed 13 times for 44 yards. Ole Miss scored 13 points in the third quarter and three more in the fourth, as OU managed just 94 yards after halftime. In the first half, the Sooners held a 235-162 advantage in total yards.

Senior linebacker Danny Stutsman recorded a team-high nine tackles, 1.5 of them for loss. He and redshirt sophomore linebacker Kobie McKinzie combined to stop Ole Miss for a three-yard loss on fourth-and-1 in the second quarter, leading to Oklahoma's touchdown drive to take the lead before halftime.

Senior defensive back Billy Bowman Jr. and redshirt sophomore linebacker Kip Lewis each tallied seven tackles. Junior linebacker Dason McCullough made his first start of the season after missing the first five games with an injury, and finished with five tackles and his first TFL of the year.

Junior running back Jovantae Barnes led all rushers with 67 yards on 16 carries and totaled career highs of five catches and 57 receiving yards.

| Score by Quarters | 1 | 2 | 3  | 4 | Score |                        |
|-------------------|---|---|----|---|-------|------------------------|
| Oklahoma          | 7 | 7 | 0  | 0 | 14    | Record: (4-4, 1-4 SEC) |
| Ole Miss          | 7 | 3 | 13 | 3 | 26    | Record: (6-2, 2-2 SEC) |

**Scoring Summary:**

|     |  |       |
|-----|--|-------|
| 1st | 12:36 OM - #21 H.Parrish Jr. 9 yd rush (#41 C.Davis kick)                      |       |
|     | 6 plays, 75 yards, TOP 02:24   | 0-7   |
| 1st | 02:18 OU - #10 B.Sharp 11 yd pass from #11 J.Arnold (#34 Z.Schmit kick)        |       |
|     | 8 plays, 60 yards, TOP 03:43   | 7-7   |
| 2nd | 07:29 OM - #41 C.Davis 35 yd FG  |       |
|     | 10 plays, 68 yards, TOP 04:25  | 7-10  |
| 2nd | 00:06 OU - #88 J.Jordan 9 yd pass from #11 J.Arnold (#34 Z.Schmit kick)        |       |
|     | 13 plays, 92 yards, TOP 02:34  | 14-10 |
| 3rd | 09:34 OM - #86 C.Prieskorn 24 yd pass from #2 J.Dart (#41 C.Davis kick missed) |       |
|     | 8 plays, 65 yards, TOP 03:32   | 14-16 |
| 3rd | 05:20 OM - #38 J.Pegues 1 yd rush (#41 C.Davis kick)                           |       |
|     | 7 plays, 83 yards, TOP 02:50   | 14-23 |
| 4th | 14:51 OM - #41 C.Davis 42 yd FG  |       |
|     | 6 plays, 43 yards, TOP 02:02   | 14-26 |

|                            | OU      | OM      |
|----------------------------|---------|---------|
| FIRST DOWNS                | 24      | 18      |
| RUSHES-YARDS (NET)         | 50-147  | 31-69   |
| PASSING YDS (NET)          | 182     | 311     |
| Passes Att-Comp-Int        | 22-31-0 | 22-30-0 |
| TOTAL OFFENSE PLAYS-YARDS  | 81-329  | 61-380  |
| Fumble Returns-Yards       | 0-0     | 1-0     |
| Punt Returns-Yards         | 3-30    | 3-9     |
| Kickoff Returns-Yards      | 2-43    | 0-0     |
| Interception Returns-Yards | 0-0     | 0-0     |
| Punts (Number-Avg)         | 5-45.6  | 4-53.0  |
| Fumbles-Lost               | 2-2     | 2-1     |
| Penalties-Yards            | 7-71    | 7-94    |
| Possession Time            | 33:45   | 26:15   |
| Third-Down Conversions     | 8 of 18 | 5 of 13 |
| Fourth-Down Conversions    | 2 of 5  | 0 of 2  |
| Red-Zone Scores-Chances    | 2-4     | 3-4     |
| Sacks By: Number-Yards     | 1-4     | 9-50    |

**RUSHING: OU** - Barnes, J. 16-67; Tatum, T. 9-42; Arnold, J. 24-39; Sharp, B. 1-1. **OM** - Parrish Jr., H. 15-44; Dart, J. 8-24; Bentley IV, U. 5-5; Pegues, J. 1-1; Wells Jr., A. 1--3.

**PASSING: OU** - Arnold, J. 22-31-0-182. **OM** - Dart, J. 22-30-0-311.

**RECEIVING: OU** - Sharp, B. 8-53; Jordan, J. 6-38; Barnes, J. 5-57; Hester, J. 1-19; Roberts, J. 1-8; Franklin, S. 1-7. **OM** - Prieskom, C. 5-71; Lee, C. 4-59; Watkins, J. 4-59; Wright, D. 3-54; Wells Jr., A. 3-39; Parrish Jr., H. 2-3; Davis, M. 1-26.

**TACKLES (UA-A): OU** - Stutsman, D. 4-5; Lewis, K. 6-1; Bowman Jr., B. 4-3; McCullough, D. 4-1; Malone, D. 4-1; Spears-Jennings, R. 3-1; Halton, G. 0-4; Walker, K. 3-0; Bowen, E. 1-1; Washington, W. 1-1; Jackson, J. 1-1; Terry, D. 1-1; Woullard, C. 1-1; Hester, J. 1-0; Downs, E. 1-0; Omosigbo, S. 1-0; Bowen, P. 1-0; Ford, T. 1-0; McKinzie, K. 0-1; Williams, D. 0-1; Thomas, R. 0-1. **OM** - Paul Jr., C. 7-5; Perkins, S. 8-3; Dottery, T. 5-5; Saunders, J. 7-2; Coleman, K. 4-4; Pegues, J. 4-2; Washington, T. 3-3; Amos, T. 3-0; Umanmielen, P. 3-0; Banks, Y. 2-1; Ivery, J. 2-1; Moore, L. 2-1; Stone, A. 2-1; Hamilton, I. 2-0; Harris, Z. 1-1; Davis, C. 1-0; Graves Jr., C. 1-0; Nolen, W. 1-0; Brown, J. 0-1.

11/2/24 • Gaylord Family – Oklahoma Memorial Stadium (82,831) • Norman

|   |                 |           |
|---|-----------------|-----------|
|  | <b>MAINE</b>    | <b>14</b> |
|   | <b>OKLAHOMA</b> | <b>59</b> |

**NORMAN** — Oklahoma turned in its best offensive performance of the season in a 59-14 home win over Maine. The Sooners gained season highs of 665 yards, 381 rushing yards and 284 passing yards against the FCS Black Bears.

Junior running back Jovantae Barnes finished with career highs of 203 rushing yards and three rushing TDs. He averaged 11.3 yards on his 18 carries, and his 74-yard run on OU's second possession was the program's longest since 2019.

Quarterback Jackson Arnold completed 15 of 21 passes (71%) for 224 yards and two touchdowns without an interception. The sophomore also ran nine times for 45 yards and a 1-yard TD.

Arnold's TD passes went to redshirt senior receiver J.J. Hester and redshirt sophomore tight end Kaden Helms. Hester's 90-yard reception was the longest by a Sooner since 1995 and the longest by an OU player in the 100-year history of Gaylord Family – Oklahoma Memorial Stadium. He finished the game with four grabs for a career-high 112 yards.

OU's defense held Maine to 251 yards and 4.0 yards per play. Senior linebacker Danny Stutsman registered a team-high six tackles and his first sack of the season, while junior safety Robert Spears-Jennings finished with a pair of tackles and a QB hurry, and forced and recovered a fumble on the same play on the opening possession of the second half.

| Score by Quarters | 1 | 2  | 3  | 4  | Score |                        |
|-------------------|---|----|----|----|-------|------------------------|
| Maine             | 7 | 0  | 0  | 7  | 14    | Record: (4-5, 2-3 CAA) |
| Oklahoma          | 7 | 28 | 14 | 10 | 59    | Record: (5-4, 1-4 SEC) |

**Scoring Summary:**

- 1st 07:59 MAINE - #82 C.Heisey 3 yd pass from #11 C.Peevy (#40 J.Bryson kick)  
9 plays, 68 yards, TOP 04:43 7-0
- 1st 07:07 OU - #2 J.Barnes 2 yd rush (#34 Z.Schmit kick)  
3 plays, 75 yards, TOP 00:52 7-7
- 2nd 13:44 OU - #8 T.Tatum 1 yd rush (#34 Z.Schmit kick)  
15 plays, 84 yards, TOP 05:14 7-14
- 2nd 06:46 OU - #11 J.Arnold 1 yd rush (#34 Z.Schmit kick)  
3 plays, 37 yards, TOP 00:49 7-21
- 2nd 03:16 OU - #13 J.Hester 90 yd pass from #11 J.Arnold (#34 Z.Schmit kick)  
2 plays, 90 yards, TOP 00:23 7-28
- 2nd 00:34 OU - #2 J.Barnes 8 yd rush (#34 Z.Schmit kick)  
7 plays, 50 yards, TOP 01:17 7-35
- 3rd 12:40 OU - #2 J.Barnes 19 yd rush (#34 Z.Schmit kick)  
4 plays, 38 yards, TOP 01:36 7-42
- 3rd 06:20 OU - #18 K.Helms 9 yd pass from #11 J.Arnold (#34 Z.Schmit kick)  
12 plays, 67 yards, TOP 05:16 7-49
- 4th 12:37 OU - #34 Z.Schmit 24 yd FG  
13 plays, 58 yards, TOP 06:19 7-52
- 4th 09:38 MAINE - #20 N.Laughlin 5 yd rush (#40 J.Bryson kick)  
6 plays, 75 yards, TOP 02:59 14-52
- 4th 06:17 OU - #21 X.Robinson 4 yd rush (#35 L.Evans kick)  
8 plays, 75 yards, TOP 03:21 14-59

|                            | <b>MAINE</b> | <b>OU</b> |
|----------------------------|--------------|-----------|
| FIRST DOWNS                | 14           | 26        |
| RUSHES-YARDS (NET)         | 29-107       | 52-381    |
| PASSING YDS (NET)          | 144          | 284       |
| Passes Att-Comp-Int        | 17-33-0      | 18-26-0   |
| TOTAL OFFENSE PLAYS-YARDS  | 62-251       | 78-665    |
| Fumble Returns-Yards       | 0-0          | 0-0       |
| Punt Returns-Yards         | 0-0          | 4-24      |
| Kickoff Returns-Yards      | 3-48         | 0-0       |
| Interception Returns-Yards | 0-0          | 0-0       |
| Punts (Number-Avg)         | 7-37.9       | 1-31.0    |
| Fumbles-Lost               | 1-1          | 1-1       |
| Penalties-Yards            | 1-5          | 6-65      |
| Possession Time            | 30:16        | 29:44     |
| Third-Down Conversions     | 4 of 15      | 10 of 14  |
| Fourth-Down Conversions    | 2 of 2       | 2 of 2    |
| Red-Zone Scores-Chances    | 2-3          | 8-9       |
| Sacks By: Number-Yards     | 0-0          | 3-21      |

**RUSHING: MAINE** – Peevy, C. 6-30; Santana-Fis, B. 5-23; Ewing, T. 2-18; Martin, J. 7-17; Harris, A. 3-11; Banks, T. 3-5; Laughlin, N. 1-5; Sathler, S. 1-0. **OU** – Barnes, J. 18-203; Tatum, T. 10-48; Arnold, J. 9-45; Hawkins Jr., M. 3-30; Robinson, X. 6-29; Franklin, S. 6-26.

**PASSING: MAINE** – Peevy, C. 13-24-0-123; Harris, A. 4-8-0-21. **OU** – Arnold, J. 15-21-0-224; Hawkins Jr., M. 3-5-0-60.

**RECEIVING: MAINE** – Gillette, J. 3-64; Heisey, C. 3-5; Laughlin, N. 3-0; Moss, M. 2-20; Monios, M. 2-17; Gilbert, M. 1-14; Irefin, M. 1-10; Ewing, T. 1-10; Banks, T. 1-4. **OU** – Hester, J. 4-112; Jordan, J. 3-36; Thompson, B. 2-25; Franklin, S. 2-15; Sharp, B. 2-14; Robinson, X. 1-46; Barnes, J. 1-19; Helms, K. 1-9; Kearney, Z. 1-5; Carreon, I. 1-3.

**TACKLES (UA-A): MAINE** – Thomas, C. 5-5; Smalls, S. 5-2; Cooper, K. 3-4; Vaught, D. 6-0; Couchman, L. 2-4; Riobe, R. 3-2; Holmes, X. 0-5; Gibson, J. 3-1; Dyson, K. 1-3; Davis, S. 0-4; Doegan, D. 3-0; Henderson, I. 1-2; Costanza, J. 1-2; Curry, J. 1-1; Byrd, A. 1-1; Codemenem, J. 1-1; Bacon, C. 0-2; Stewart, T. 0-2; Kamara, A. 1-0; Laughlin, N. 1-0; Wallace, R. 1-0; Tuiasosopo, J. 1-0; Watson, I. 1-0; Kalume, N. 0-1; Lee, J. 0-1; Baker, J. 0-1. **OU** – Stutsman, D. 2-4; Kanak, J. 2-3; Bowman Jr., B. 2-2; Sears, D. 3-0; McKinzie, K. 2-1; Boganowski, M. 2-1; Hardy, J. 2-0; Johnson, J. 2-0; McCullough, D. 1-1; Spears-Jennings, R. 1-1; Carter, L. 1-1; Wein, T. 0-2; Washington, W. 1-0; Bowen, P. 1-0; Terry, D. 1-0; Bowen, E. 1-0; Ford, T. 1-0; Sone, D. 1-0; Heinecke, O. 1-0; Newcombe, J. 1-0; Woullard, C. 0-1; Williams, D. 0-1; Lewis, K. 0-1; Thomas, R. 0-1; Jackson, J. 0-1; Walker, K. 0-1; Omosigho, S. 0-1; Powers III, R. 0-1.

11/9/24 • Faurot Field at Memorial Stadium (62,621) • Columbia, Mo.

|  |                 |           |
|--|-----------------|-----------|
|  | <b>OKLAHOMA</b> | <b>23</b> |
|  | <b>MISSOURI</b> | <b>30</b> |

**COLUMBIA, Mo.** — In a contest that featured five fourth-quarter touchdowns, including four in the final 3:18, Oklahoma dropped a 30-23 roller-coaster contest to a Missouri team that was ranked No. 22 in the coaches poll and No. 24 in the CFP poll.

Down 16-9, OU drove 75 yards on 12 plays and tied the game on an 18-yard touchdown pass by freshman running back Taylor Tatum to sophomore quarterback Jackson Arnold with 3:18 remaining. On MU's ensuing possession, OU linebacker Sammy Omosigho forced a fumble that Billy Bowman Jr. returned 43 yards for a TD and a 23-16 lead.

The Tigers responded with the game-tying touchdown on their next possession, using 57 seconds to drive 75 yards on eight plays. Then, facing a second-and-5 on OU's 35-yard line, Arnold fumbled while being sacked and MU's Zion Young returned it 17 yards for the game-winning score with 22 seconds left.

The Sooners lost despite holding Missouri to 278 yards and 3.8 yards per play. The Tigers managed just five yards on nine plays in the first quarter and only 88 yards on 33 plays (2.7 average) in the first half. But OU committed four turnovers to Missouri's one and was outscored 17-7 off turnovers on the night.

The Sooners led 9-3 at halftime thanks to three Zach Schmit field goals, including a career-long 56-yarder as time expired in the second quarter. The 56-yarder tied for the third longest in school history. His previous career long was 46 yards.

Senior linebacker Danny Stutsman tallied game- and career highs of 19 tackles. The 19 stops were one shy of the NCAA high this season and were the most by a Sooner since the 2018 campaign.

With starting running back Jovantae Barnes missing the contest, freshman Xavier Robinson led OU with 56 rushing yards on nine carries (6.2 average) in just his fourth career game. All of his carries came after halftime and eight came in the fourth quarter.

| Score by Quarters | 1 | 2 | 3 | 4  | Score |                        |
|-------------------|---|---|---|----|-------|------------------------|
| Oklahoma          | 0 | 9 | 0 | 14 | 23    | Record: (5-5, 1-5 SEC) |
| Missouri          | 0 | 3 | 7 | 20 | 30    | Record: (7-2, 3-2 SEC) |

**Scoring Summary:**

- 2nd 14:56 OU - #34 Z.Schmit 40 yd FG  
13 plays, 58 yards, TOP 05:53 3-0
- 2nd 07:58 OU - #34 Z.Schmit 35 yd FG  
6 plays, 27 yards, TOP 02:49 6-0
- 2nd 03:26 MU - #19 B.Craig 25 yd FG  
5 plays, 20 yards, TOP 02:22 6-3
- 2nd 00:00 OU - #34 Z.Schmit 56 yd FG  
3 plays, 13 yards, TOP 00:10 9-3
- 3rd 05:43 MU - #1 T.Wease 13 yd pass from #6 D.Pyne (#19 B.Craig kick)  
12 plays, 59 yards, TOP 06:34 9-10
- 4th 08:47 MU - #87 B.Norfleet 5 yd pass from #6 D.Pyne (#19 B.Craig kick missed)  
9 plays, 30 yards, TOP 04:56 9-16
- 4th 03:18 OU - #11 J.Arnold 18 yd pass from #8 T.Tatum (#34 Z.Schmit kick)  
12 plays, 75 yards, TOP 05:29 16-16
- 4th 02:00 OU - #2 B.Bowman Jr. 43 yd fumble return (#34 Z.Schmit kick)  
TOP 01:18 23-16
- 4th 01:03 MU - #1 T.Wease 10 yd pass from #6 D.Pyne (#19 B.Craig kick)  
8 plays, 75 yards, TOP 00:57 23-23
- 4th 00:22 MU - #9 Z.Young 17 yd fumble return (#19 B.Craig kick)  
TOP 00:41 23-30

|                            | <b>OU</b> | <b>MU</b> |
|----------------------------|-----------|-----------|
| FIRST DOWNS                | 15        | 19        |
| RUSHES-YARDS (NET)         | 36-122    | 46-135    |
| PASSING YDS (NET)          | 135       | 143       |
| Passes Att-Comp-Int        | 17-26-0   | 14-27-0   |
| TOTAL OFFENSE PLAYS-YARDS  | 62-257    | 73-278    |
| Fumble Returns-Yards       | 1-43      | 2-19      |
| Punt Returns-Yards         | 2-19      | 0-0       |
| Kickoff Returns-Yards      | 0-0       | 0-0       |
| Interception Returns-Yards | 0-0       | 0-0       |
| Punts (Number-Avg)         | 3-44.3    | 6-41.8    |
| Fumbles-Lost               | 6-4       | 2-1       |
| Penalties-Yards            | 3-25      | 6-55      |
| Possession Time            | 25:34     | 34:26     |
| Third-Down Conversions     | 5 of 15   | 11 of 19  |
| Fourth-Down Conversions    | 3 of 4    | 0 of 1    |
| Red-Zone Scores-Chances    | 3-3       | 4-4       |
| Sacks By: Number-Yards     | 3-8       | 3-28      |


**RUSHING: OU** – Robinson, X. 9-56; Arnold, J. 17-45; Tatum, T. 8-25; Franklin, S. 1-3; Sharp, B. 1-7. **MU** – Roberts, J. 13-54; Noel, N. 10-31; Carroll, M. 13-25; Pyne, D. 8-15; Burden, L. 2-10.

**PASSING: OU** – Arnold, J. 15-24-0-74; Elzinga, L. 1-1-0-43; Tatum, T. 1-1-0-18. **MU** – Pyne, D. 14-27-0-143.

**RECEIVING: OU** – Burks, D. 5-44; Sharp, B. 5-43; Farooq, J. 2-11; Tatum, T. 2-10; Arnold, J. 1-18; Robinson, X. 1-7; Thompson, B. 1-2. **MU** – Burden, L. 5-55; Wease, T. 4-70; Norfleet, B. 3-19; Johnson, M. 1-5; Roberts, J. 1-6.

**TACKLES (UA-A): OU** – Stutsman, D. 5-14; Lewis, K. 1-6; Downs, E. 3-3; Bowman Jr., B. 2-3; Ford, T. 0-5; Williams, D. 2-2; Omosigho, S. 2-2; Woullard, C. 1-2; Jackson, J. 1-2; Halton, G. 1-2; Spears-Jennings, R. 1-2; Johnson, J. 2-0; Thomas, R. 1-1; McKinzie, K. 1-1; Bowen, E. 1-1; McCullough, D. 1-1; Malone, D. 1-1; Carter, L. 1-1; Terry, D. 0-1. **MU** – Flagg Jr., C. 4-10; Newson, T. 6-4; Williams, K. 1-6; Carnell, D. 3-1; Walker, J. 2-2; McClellan, C. 1-3; Burks, M. 1-3; Kelly, E. 0-4; Deloach Jr., N. 3-0; Williams, S. 2-1; Pride Jr., T. 1-2; Hicks, C. 2-0; Charleston, J. 1-1; Webb, S. 0-2; Johnson, T. 1-0; Young, Z. 0-1; Stephens, T. 0-1; Flagg, C. 0-1.



|   |                   |           |
|---|-------------------|-----------|
| 11/23/24 • Gaylord Family – Oklahoma Memorial Stadium (84,053) • Norman           |                   |           |
|  | <b>#7 ALABAMA</b> | <b>3</b>  |
|   | <b>OKLAHOMA</b>   | <b>24</b> |

**NORMAN** — After falling behind 3-0 late in the first quarter, Oklahoma scored 24 unanswered points to down No. 7 Alabama on the Sooners' senior night. It was OU's first home game against an AP top-10 opponent since 2017 and its first home win over a top-10 team when unranked since 1990.

OU became the first program to hold Alabama without a touchdown since 2011 and the first to limit the Crimson Tide to three or fewer points since 2004. UA's 234 offensive yards were its fewest since 2014.

Oklahoma led 10-3 at halftime and turned interceptions on Alabama's first two possessions of the third quarter into touchdowns to account for the game's final points. True freshman cornerback Eli Bowen registered his first career pick that OU converted into a 1-yard Xavier Robinson TD rush for a 17-3 lead before redshirt sophomore linebacker Kip Lewis returned an interception 49 yards for a TD and a 24-3 advantage eight plays later. The Crimson Tide's five second-half possessions resulted in three interceptions, a punt and a turnover on downs.

The Sooners rolled up 257 yards on 50 carries for a 5.1-yard average on the night. It was the most rushing yards allowed by Alabama in 26 games and just the ninth performance of 250-plus yards against the Crimson Tide in the last 20 seasons.

The Sooners became just the fifth team going back to at least 1996 to have two players each rush for at least 100 yards against Alabama. Quarterback Jackson Arnold rushed 25 times for a career-high 131 yards (5.2 average) and Robinson rushed 18 times for a career-high 107 yards (5.9 average) and two TDs.

Defensive end R Mason Thomas logged three tackles, 1.5 tackles for loss, a sack and two QB hurries. His second hurry resulted in an interception by Woodi Washington, as Thomas hit quarterback Jalen Milroe's arm, forcing the ball high into the air. Milroe entered the game averaging 60.8 rushing yards per contest and 5.1 yards per tote, but the Sooners held him to seven rushing yards on 15 carries (0.5 average). OU also held him to 164 passing yards on 11-of-26 throwing (42.3%).

Playing in their last career home games, senior defensive linemen Ethan Downs and Da'Jon Terry each recorded two tackles for loss.

| Score by Quarters | 1 | 2  | 3  | 4 | Score |                        |
|-------------------|---|----|----|---|-------|------------------------|
| Alabama           | 3 | 0  | 0  | 0 | 3     | Record: (8-3, 4-3 SEC) |
| Oklahoma          | 0 | 10 | 14 | 0 | 24    | Record: (6-5, 2-5 SEC) |

**Scoring Summary:**

|     |  |      |
|-----|--|------|
| 1st | 03:23 UA - #14 G.Nicholson 22 yd FG                                  | 3-0  |
|     | 12 plays, 75 yards, TOP 06:18  |      |
| 2nd | 08:14 OU - #34 Z.Schmit 29 yd FG                                     | 3-3  |
|     | 11 plays, 51 yards, TOP 05:58  |      |
| 2nd | 00:37 OU - #21 X.Robinson 18 yd rush (#34 Z.Schmit kick)             | 3-10 |
|     | 12 plays, 67 yards, TOP 05:14  |      |
| 3rd | 11:37 OU - #21 X.Robinson 1 yd rush (#34 Z.Schmit kick)              | 3-17 |
|     | 5 plays, 14 yards, TOP 02:32   |      |
| 3rd | 08:05 OU - #10 K.Lewis 49 yd interception return (#34 Z.Schmit kick) | 3-24 |
|     | TOP 03:32  |      |

|                            | UA      | OU      |
|----------------------------|---------|---------|
| FIRST DOWNS                | 13      | 18      |
| RUSHES-YARDS (NET)         | 30-70   | 50-257  |
| PASSING YDS (NET)          | 164     | 68      |
| Passes Att-Comp-Int        | 11-27-3 | 9-12-0  |
| TOTAL OFFENSE PLAYS-YARDS  | 57-234  | 62-325  |
| Fumble Returns-Yards       | 0-0     | 0-0     |
| Punt Returns-Yards         | 3-8     | 0-0     |
| Kickoff Returns-Yards      | 0-0     | 1-14    |
| Interception Returns-Yards | 0-0     | 3-83    |
| Punts (Number-Avg)         | 4-42.8  | 3-41.7  |
| Fumbles-Lost               | 0-0     | 1-1     |
| Penalties-Yards            | 4-30    | 4-20    |
| Possession Time            | 25:49   | 34:11   |
| Third-Down Conversions     | 7 of 14 | 7 of 15 |
| Fourth-Down Conversions    | 0 of 2  | 1 of 1  |
| Red-Zone Scores-Chances    | 1-1     | 3-4     |
| Sacks By: Number-Yards     | 1-3     | 1-5     |

**RUSHING: UA** – Miller, J. 12-45; Haynes, J. 3-18; Milroe, J. 15-7. **OU** – Arnold, J. 25-131; Robinson, X. 18-107; Tatum, T. 2-8; Sawchuk, G. 1-8; Ragins, Z. 1-3; Jordan, J. 1-3.

**PASSING: UA** – Milroe, J. 11-26-3-164; Simpson, T. 0-1-0-0. **OU** – Arnold, J. 9-11-0-68; Thompson, B. 0-1-0-0.

**RECEIVING: UA** – Bernard, G. 4-60; Cuevas, J. 2-40; Williams, R. 2-37; Prentice, K. 1-14; Young, R. 1-7; Miller, J. 1-6. **OU** – Robinson, X. 4-20; Sharp, B. 2-21; Thompson, B. 1-19; Jordan, J. 1-5; Roberts, J. 1-3.

**TACKLES (UA-A): UA** – Campbell, J. 3-9; Hubbard, B. 8-3; Moore, M. 8-2; Smith, D. 5-3; Jefferson, J. 1-5; Overton, L. 4-0; Smith, T. 1-3; Jackson, D. 1-3; Russaw, Q. 0-4; Lawson, D. 2-0; Smith, J. 0-2; Brown, Z. 1-0; Payne Jr., D. 1-0; Milroe, J. 1-0; Cuevas, J. 1-0; Renaud, J. 1-0; Okoronkwo, J. 1-0; Mack, K. 0-1; Latham, J. 0-1; Keenan III, T. 0-1. **OU** – Malone, D. 5-0; Bowman Jr., B. 4-1; McCullough, D. 2-3; Bowen, E. 3-1; Stutsman, D. 1-3; Jackson, J. 1-3; Thomas, R. 2-1; McKinzie, K. 1-2; Spears-Jennings, R. 1-2; Williams, D. 1-2; Downs, E. 2-0; Terry, D. 2-0; Bowen, P. 1-1; Omosigbo, S. 0-2; Halton, G. 0-2; Walker, K. 1-0; Anderson, B. 0-1; Powers III, R. 0-1; Washington, W. 0-1; Stone, D. 0-1; Ford, T. 0-1.