



OKLAHOMA FOOTBALL

7 NATIONAL CHAMPIONSHIPS ♦ 31 BOWL CHAMPIONSHIPS ♦ 50 CONFERENCE CHAMPIONSHIPS ♦ 42 10-WIN SEASONS ♦ 7 HEISMAN TROPHY WINNERS
167 FIRST-TEAM ALL-AMERICANS ♦ 513 FIRST-TEAM ALL-CONFERENCE HONOREES ♦ 92 NATIONAL AWARD WINNERS ♦ 30 COLLEGE FOOTBALL HALL OF FAMERS

2024 SCHEDULE (ALL TIMES CENTRAL)		
Aug. 30	Temple (ESPN)	W, 51-3
Sept. 7	Houston (SECN)	W, 16-12
Sept. 14	Tulane (ESPN)	W, 34-19
Sept. 21	6/7 Tennessee* (ABC)	L, 15-25
Sept. 28	at Auburn* (ABC)	W, 27-21
Oct. 12	vs. 1/1 Texas*^ (ABC)	L, 3-34
Oct. 19	South Carolina* (SECN)	L, 9-35
Oct. 26	at 18/18 Ole Miss* (ESPN)	L, 14-26
Nov. 2	Maine (SECN+/ESPN+)	W, 59-14
Nov. 9	at RV/22 Missouri* (SECN)	L, 23-30
Nov. 23	7/7 Alabama* (ABC)	6:30 p.m.
Nov. 30	at LSU* (ESPN)	6 p.m.

* SEC game
^ AT&T Red River Rivalry (Dallas, Texas)

ON THE AIR	
TV: ABC	
Play-by-Play:	Chris Fowler
Analyst:	Kirk Herbstreit
Field Reporter:	Holly Rowe

NATIONAL RADIO: COMPASS MEDIA	
Play-by-Play:	Gregg Daniels
Analyst:	Chad Brown

OU RADIO: SOONER SPORTS NETWORK	
Flagship KRXX 107.7 FM	
Free Online: The Varsity Network	
Sirius/XM 106 or 190	
Play-by-Play:	Toby Rowland
Analyst:	Teddy Lehman
Field Reporter:	Chris Plank
Field Analyst:	Gabe Ikard

OU SPANISH RADIO	
Éxitos 96.5 FM (OKC); 101.5 FM El Patrón (Tulsa)	
Free Online: The Varsity Network	
Play-by-Play:	Enrique Vasquez
Analyst:	Luis Rendón

SERIES HISTORY	
Overall:	OU leads 3-2-1
In Norman:	OU leads 1-0
Last Meeting:	UA won 45-34 (12/29/18 in Miami; CFP Semifinal at Orange Bowl)

OKLAHOMA (5-5, 1-5)	GAME 11	10/7/7 ALABAMA (8-2, 4-2)
 <p>SOONERS Head Coach: Brent Venables Record at OU: 21-15 (3rd Year) Career Record: Same Last: Lost 30-23 at Missouri</p>		 <p>CRIMSON TIDE Head Coach: Kalen DeBoer Record at UA: 8-2 (1st Year) Career Record: 112-14 (10th Year) Last: Won 52-7 vs. Mercer</p>
Saturday, Nov. 23, 2024 ■ 6:30 p.m. CT ■ Norman ■ Gaylord Family – Oklahoma Memorial Stadium (80,126) ■ ABC		

OPENING KICK

► Oklahoma (5-5, 1-5 SEC) wraps up its 2024 home schedule when it hosts No. 10/7/7 Alabama (8-2, 4-2) on Saturday at 6:30 p.m. CT at Gaylord Family – Oklahoma Memorial Stadium in Norman. The game will be televised by ABC with **Chris Fowler, Kirk Herbstreit** and **Holly Rowe** announcing.

► An Oklahoma win against the Crimson Tide would make the Sooners bowl-eligible. At 25 years, OU owns the nation's second-longest bowl streak, trailing only Georgia (27 years).

► Oklahoma has won its home finale in each of the last nine seasons and in 21 of the last 22 years. Its only loss in the final home game of a season since 2001 came in 2014 against Oklahoma State (38-35 in OT). Seven of the 21 victories came against AP top-25 teams.

► Saturday's game will mark the seventh between Oklahoma and Alabama (OU leads 3-2-1), but just the third between the programs on a campus. The Sooners won the previous two on-campus matchups, prevailing 37-27 in 2002 in Norman as the AP's No. 2 team and 20-13 in 2003 in Tuscaloosa as the No. 1 squad. The Crimson Tide was unranked in both contests.

► Oklahoma and Alabama are tied for the all-time national lead with their 27 seasons each of 11-plus wins. The Crimson Tide ranks first nationally with its 43 seasons of at least 10 wins, while the Sooners rank second with 42.

► OU and Florida are the only two schools that have played six games against teams ranked in last week's CFP top 25. OU is also tied for the national lead with five games played against current AP top-25 teams.

► Since the end of World War II (1946 season to present), OU leads all programs with 705 wins while Alabama ranks second with 677 (see chart in sidebar on page 7).

► The 2024 season marks the 130th in OU football history. The Sooners lead the nation with their 50 all-time conference championships, 27 11-plus-win seasons (tied), 33 AP top-five finishes and five No. 1 overall NFL Draft picks (tied). They rank second with their seven Heisman Trophy winners (tied), third with seven AP national championships, their 101 weeks as the AP's No. 1 team and 431 total weeks in the AP Top 5, and fourth with their 57 bowl appearances, 31 bowl wins (tied) and 417 NFL Draft picks.



Senior safety Billy Bowman Jr. has scored four defensive TDs (three interceptions, one fumble) since the start of the 2023 season, tied for the most nationally. He leads OU with two INTs and two recoveries this year.

NUMBERS TO NOTE		
<p>1</p> <p>Oklahoma needs one more win to become bowl eligible. At 25 years, OU owns the nation's second-longest active bowl streak, trailing only Georgia (27). The Sooners' streak began in 1999.</p>	<p>191</p> <p>As part of the 100th-year celebration of Gaylord Family – Oklahoma Memorial Stadium, OU will recognize former head coach Bob Stoops on Saturday. Stoops is OU's all-time wins leader (191).</p>	<p>319.0</p> <p>Through 10 contests, Oklahoma is allowing just 319.0 yards per game. The last time the Sooners held opponents to a lower figure over an entire season was 2009 (272.6 ypg).</p>



OU ATHLETICS COMMUNICATIONS FOOTBALL CONTACTS



MIKE HOUCK
Associate AD/Communications
Office: (405) 325-8227
Cell: (405) 249-5892
Email: mhouck@ou.edu



ERIC HOLLIER
Director
Office: (405) 325-6449
Cell: (405) 570-9228
Email: ehollier@ou.edu



PATRICK DUNN
Associate Director
Cell: (405) 388-1353
Email: patrickjdunn@ou.edu

HEAD COACH BRENT VENABLES

Alma Mater: Kansas State, 1992
Career Record: 21-15 (.583)
Record at OU: Same
Regular Season Conference Record: 11-13 (.458)

ASSISTANT COACHES

Zac Alley (Co-Defensive Coordinator/LB)
Todd Bates (Assoc. HC/Co-Def. Coord./Run Def./DT)
Bill Bedenbaugh (OL)
Miguel Chavis (DE)
Joe Jon Finley (Co-Off. Coordinator/TE)
Brandon Hall (S)
Kevin Johns (Co-Offensive Coordinator/QB)
Emmett Jones (Pass. Game Coord./WR)
DeMarco Murray (RB)
Jay Valai (Co-Def. Coord./Pass Defense/CB/NB)

PROGRAM HISTORY

First Year: 1895 (this is 130th season)
All-Time Record: 949-346-53 (.724)
All-Time Conf. Record: 532-171-22 (.749)
All-Time SEC Record: 1-5 (.167)
All-Time Bowl Record: 31-25-1 (.553)
National Championships (AP): 7
Years: 1950, '55, '56, '74, '75, '85, 2000
Conference Championships: 50
Big 12 Championships: 14
2000, '02, '04, '06-08, '10, '12, '15-20
Undefeated Seasons: 14
11-Plus-Win Seasons: 27 (T-most in nation)

STADIUM/FIELD INFORMATION

Name: Gaylord Family - Oklahoma Memorial Stadium
Capacity: 80,126
Surface: Natural Grass
Stadium First Year: 1925
Record at Stadium: 422-88-15 (.818)
Field Name: Owen Field
Field First Year: 1923
Record at Field: 425-92-16 (.812)

UNIVERSITY INFORMATION

Location: Norman, Okla.
Founded: 1890
Enrollment: 34,523
Colors: Crimson and Cream
President: Joseph Harroz Jr.
Athletics Director: Joe Castiglione

KEY STORYLINES

▶ Alabama and Oklahoma rank third and fifth, respectively, in all-time winning percentage. Alabama owns a 973-339-43 (.734) all-time record while OU is 949-346-53 (.724). The Crimson Tide has played 1,355 games and the Sooners have played 1,348.

▶ Oklahoma head coach **Brent Venables** served as the Sooners' co-defensive coordinator for the two on-campus meetings between OU and Alabama in 2002 and 2003. The Sooners won 37-27 and 20-13, respectively, in Norman and Tuscaloosa.

▶ After averaging 288.1 offensive yards per game over its first seven outings this season, Oklahoma has averaged 417.0 over its last three contests at Ole Miss (329; the Rebels ranked No. 13 nationally in total defense entering the game at 289 yards allowed), vs. Maine (665) and at Missouri (257). Not including sacks, the Sooners totaled 736 rushing yards over the three games (245.3 average) and averaged 6.3 yards per carry.

▶ Since being reinserted into the lineup early in the contest against South Carolina four games ago, sophomore quarterback **Jackson Arnold** has completed 70 of 112 passes (63%) for 705 yards and five touchdowns with no interceptions.

▶ Junior running back **Jovantae Barnes**' three best rushing performances this season have come in his last three outings. Barnes had 70 yards on 17 carries (4.1 average) four contests ago against South Carolina, ran for 67 yards on 16 carries (4.2 average) three games ago at Ole Miss and racked up career highs of 203 yards (11.3 average) and three touchdowns on 18 carries two games ago vs. Maine. Barnes, who missed the Missouri contest due to injury, is averaging 113.3 yards per game and 6.7 yards per rush over his last three outings.

▶ Senior **Danny Stutsman**, who ranks second in the SEC with his 96 tackles and 9.6 tackles per game, has 363 career stops to rank 10th in Oklahoma history (eighth among linebackers). He needs two tackles to tie defensive lineman **Rick Bryan** (1980-83) for ninth most in school annals and needs 17 to tie linebacker **Tyrell Peters** (1993-96) for the No. 8 spot. Stutsman's 35.5 career tackles for loss rank him seventh among OU inside linebackers (needs 1.5 to move into the top four).

▶ In the Sooners' five wins this season they have outscored opponents 63-6 off turnovers. In their five losses they have been outscored 58-7 off turnovers. Alabama has outscored opponents 90-16 off turnovers.

▶ Since the start of the 2023 campaign, OU is 12-0 when it wins the turnover battle (4-0 this year) and 2-7 when it loses it (0-5 this year). Alabama is +13 in turnover margin this season and has committed just 11 turnovers in its 10 games. OU is -2 in turnover margin and has committed 18 turnovers.

▶ Oklahoma and Alabama rank third and fifth in the country, respectively, with their 11 and 10 fumble recoveries this season. The Sooners' 13 lost fumbles are the most nationally, however.

▶ OU has featured a different starting offensive line in eight of its 10 games this season, and 11 Sooners have started at least one contest. **Febechi Nwaiwu** (right guard) has started all 10 games. Other starters have been **Jacob Sexton** (four starts at left tackle and four at left guard), **Michael Tarquin** (three games at left tackle and four at right tackle), **Branson Hickman** (four games at center), **Jake Taylor** (four games at right tackle), **Heath Ozaeta** (five games at left guard), **Troy Everett** (started the last four games at center), **Logan Howland** (four games at left tackle), **Joshua Bates** (two games at center), **Spencer Brown** (two games at right tackle) and **Geirean Hatchett** (one game at left guard; out for the year). OU's starters the last two games have been Howland at left tackle, Ozaeta at left guard, Everett at center, Nwaiwu at right guard and Brown at right tackle.

RECAPPING THE MISSOURI GAME

▶ In a contest that featured five fourth-quarter touchdowns, including four in the final 3:18, Oklahoma dropped a 30-23 roller-coaster contest at Missouri on Nov. 9. The Tigers were No. 22 in the AFCA Coaches Poll and No. 24 in the CFP ranking.

▶ With OU trailing 16-9, freshman running back **Taylor Tatum** threw an 18-yard touchdown pass to quarterback **Jackson Arnold** with 3:18 left to tie the score at 16. On MU's ensuing possession, OU linebacker **Sammy Omosigho** forced a fumble that **Billy Bowman Jr.** returned 43 yards for a TD and a 23-16 lead.

▶ Missouri knotted the score at 23 following an eight-play, 75-yard drive that took just 57 seconds. Then, facing a second-and-5 on OU's 35-yard line, Arnold fumbled while being sacked and MU's **Zion Young** returned it 17 yards for the game-winning TD with 22 seconds left.

▶ The Sooners lost despite holding Missouri to 278 yards and 3.8 yards per play. The Tigers managed just five yards on nine plays in the first quarter and only 88 yards on 33 plays (2.7 average) in the first half. In the second half, they gained 190 yards on 40 plays (4.8 average).

▶ Arnold completed 15 of 24 passes (63%) for 74 yards (no touchdowns or interceptions). The sophomore netted 45 yards on 17 rushes and lost two fumbles. His receiving TD was the first of his career.

▶ The Sooners welcomed back a pair of key wide receivers who missed significant time due to injury. Redshirt junior **Deion Burks**, who sat out the last five contests, and senior **Jalil Farooq**, who missed the last eight outings, both started. Burks caught a game-high-tying five passes for a team-high 44 yards while Farooq had two receptions for 11 yards.

THE OU-ALABAMA SERIES

Oklahoma owns a 3-2-1 all-time record against Alabama and is 1-0 in the series in Norman. Saturday's game will mark just the third on the campus of OU or UA, with the programs meeting twice in the Orange Bowl and once each in the Sugar and Bluebonnet Bowls.

YEAR	SITE	OU/UA RANK	OU RESULT
2018*	N	4/1	L, 45-34
2013^	N	11/3	W, 45-31
2003	A	1/NR	W, 20-13
2002	H	2/NR	W, 37-27
1970!	N	20/NR	T, 24-24
1962#	N	8/5	L, 17-0

* CFP Semifinal; Orange Bowl (Miami)

^ Sugar Bowl (New Orleans)

! Bluebonnet Bowl (Houston)

Orange Bowl (Miami)

2024 TEAM STATS COMPARISON

	OU	ALABAMA
Points/Game	25.1	39.5
Points Allowed/Game	21.9	16.9
1st Downs/Game	18.5	21.8
1st Downs Allowed/Game	17.0	19.0
Rush Yards/Game	143.5	192.1
Rush Yards Allowed/Game	109.0	132.2
Pass Yards/Game	183.3	246.1
Pass Yards Allowed/Game	210.0	192.5
Total Offense/Game	326.8	438.2
Total Defense/Game	319.0	324.7
INT Thrown/INT Made	5/6	6/14
Turnover Margin	-1	+13
Sacks By/Allowed/Game	3.2/4.1	2.1/1.7
3rd Down Off./Def.	34.5/35.1	45.8/31.5
Red Zone Off./Def.	86.5/76.7	85.0/76.9
Kickoff Return Average	18.1	20.8
Punt Return Average	7.8	8.9
Penalties/Yards Per Game	5.7/52.1	8.2/76.7
Field Goals	14-16	5-7

2024 NCAA RANKINGS COMPARISON

	OU	ALABAMA
Points/Game	91st	8th
Points Allowed/Game	40th	10th
First Downs/Game	103rd	44th
First Downs Allowed/Game	18th	48th
Rush Yards/Game	86th	64th
Rush Yards Allowed/Game	18th	53rd
Pass Yards/Game	115th	48th
Pass Yards Allowed/Game	55th	35th
Total Offense/Game	117th	30th
Total Defense/Game	23rd	32nd
Turnover Margin	72nd	4th
Sacks/Game	7th	57th
Sacks Allowed/Game	133rd	54th
3rd Down Offense	112th	21st
3rd Down Defense	36th	18th
Red Zone Offense	50th	64th
Red Zone Defense	23rd	24th
Kickoff Return Average	101st	54th
Punt Return Average	68th	52nd

2024 SEC STANDINGS

	SEC	OVERALL
Texas	5-1	9-1
Texas A&M	5-1	8-2
Georgia	6-2	8-2
Tennessee	5-2	8-2
Alabama	4-2	8-2
Ole Miss	4-2	8-2
South Carolina	5-3	7-3
Missouri	3-3	7-3
LSU	3-3	6-4
Vanderbilt	3-3	6-4
Arkansas	3-4	5-5
Florida	3-4	5-5
Oklahoma	1-5	5-5
Auburn	1-5	4-6
Kentucky	1-6	4-6
Mississippi State	0-6	2-8

THIS WEEK'S SEC SCHEDULE

(All times Central)

Ole Miss at Florida, 11 a.m. (ABC)
Massachusetts at Georgia, 11:45 a.m. (SECN)
UTEP at Tennessee, 12 p.m. (ESPN+)
Kentucky at Texas, 2:30 p.m. (ABC)
Louisiana Tech at Arkansas, 3 p.m. (ESPN+)
Wofford at South Carolina, 3 p.m. (ESPN+)
Missouri at Mississippi State, 3:15 p.m. (SECN)
Alabama at Oklahoma, 6:30 p.m. (ABC)
Texas A&M at Auburn, 6:30 p.m. (ESPN)
Vanderbilt at LSU, 6:45 p.m. (SECN)

▶ With starting running back **Jovantae Barnes** missing the contest, freshman **Xavier Robinson** led OU with 56 rushing yards on nine carries (6.2 average) in just his fourth career game. All of his carries came after halftime and eight came in the fourth quarter. Six of his nine rushes gained at least five yards (long of 10).

▶ OU committed four turnovers to Missouri's one and was outscored 17-7 off turnovers.

▶ The Sooners led 9-3 at halftime thanks to three **Zach Schmit** field goals, including a career-long 56-yarder as time expired in the second quarter. The 56-yarder tied for the third longest in school history. His previous career long was 46 yards.

▶ Senior linebacker **Danny Stutsman** tallied game- and career highs of 19 tackles. The 19 stops were one shy of the NCAA high this season and were the most by a Sooner since the 2018 campaign.

▶ Defensive linemen **R Mason Thomas** and **Damonic Williams** each logged 1.5 tackles for loss. Thomas also picked up his team-leading seventh sack of the year. Bowman added five tackles (one for loss).

OU-ALABAMA SERIES HISTORY

▶ Oklahoma leads the all-time series against Alabama, 3-2-1, with the Sooners winning both on-campus matchups (37-27 in 2002 in Norman [OU was ranked No. 2] and 20-13 in 2003 in Tuscaloosa [OU was No. 1]. UA was unranked in both of those meetings.

▶ The other four meetings came in bowls. No. 5 Alabama won 17-0 over the No. 8 Sooners in the Orange Bowl to cap the 1962 season before No. 20 OU and the unranked Crimson Tide played to a 24-24 tie in the 1970 Bluebonnet Bowl. At the end of the 2013 season, **Bob Stoops'** No. 11 Sooners beat **Nick Saban's** No. 3 Alabama squad 45-31 in the Sugar Bowl. In the most recent matchup in 2018, the No. 1 Tide downed fourth-ranked OU 45-34 in the College Football Playoff Semifinal at the Orange Bowl.

100TH YEAR OF GAYLORD FAMILY – OKLAHOMA MEMORIAL STADIUM

▶ 2024 marks the 100th season of Gaylord Family – Oklahoma Memorial Stadium. OU owns a sparkling 422-88-15 (.818) all-time record at the "Palace on the Prairie."

▶ The first game played at the current stadium site, called Owen Field and named after former head coach and athletics director **Bennie Owen** (a charter member of the College Football Hall of Fame), took place in 1923, before stadium construction got underway. On Oct. 17, 1925, the first contest was played in front of the new 16,000-seat west stands, a 7-0 victory over Drake in which **Roy "Goat" Lamb** scored the game's only touchdown on a 2-yard run in muddy conditions.

▶ Oklahoma Memorial Stadium, named in honor of university personnel who died in World War I, was erected at a cost of \$293,000 and dedicated on Nov. 7, 1925. Almost since its inception, the stadium has been a work in progress, with countless expansions and improvements taking place. Prior to the 2002 season, the stadium was renamed "Gaylord Family – Oklahoma Memorial Stadium" after a generous donation helped complete one of those expansions. Capacity peaked at 83,489 from 2016-18, but dropped to its current figure of 80,126 in 2019 after seat and aisle widening.

HOME IS WHERE THE "W" IS

▶ The Sooners are 144-15 (.906) at Gaylord Family – Oklahoma Memorial Stadium since the start of the 1999 season, giving them just one more home loss than conference titles during the period. It is the second-best home winning percentage in the country over the last 25-plus seasons (Boise State [.907] ranks first and Ohio State [.899] ranks third). OU has outscored its foes by an average of 43-18 in those games.

▶ Including this week's game, OU has sold out 159 straight originally scheduled home contests dating back to the start of the 1999 season (**Bob Stoops'** first as head coach). Only Nebraska has a longer current streak.

OFFENSIVE COORDINATOR CHANGE

▶ Oklahoma head coach **Brent Venables** announced an offensive coaching change on Sunday, Oct. 20, relieving **Seth Littrell** of his offensive coordinator and quarterbacks coach duties. Venables said that, on an interim basis, **Joe Jon Finley** will continue his role as co-offensive coordinator and take on primary play-calling responsibilities, with senior offensive analyst **Kevin Johns** being elevated to co-offensive coordinator and quarterbacks coach.

▶ Finley, a former OU player and graduate assistant, returned to the Sooners in 2021 as assistant head coach for offense and tight ends and H-backs coach. After serving as tight ends coach the last two seasons, he was promoted to co-offensive coordinator last November.

OKLAHOMA AND ALABAMA: COLLEGE FOOTBALL GIANTS

	OU	UA
First Year of Football	1895	1892
All-Time AP Top 25 Rank	2	3
AP National Titles	7	12
Conference Titles	50	34
Total Wins	949	973
All-Time Winning Pct.	.724	.734
Heisman Trophies	7	4
Bowl Wins	31	45
Consensus All-Americans	82	86
CFB Hall of Fame Inductees	30	27
Weeks Ranked AP No. 1	101	141
Weeks Ranked AP Top 10	630	637
Weeks Ranked AP Top 25	905	886

OU'S RECORD VS. THE SEC

vs. Alabama	3-2-1
vs. Arkansas	10-4-1
vs. Auburn	3-0
vs. Florida	1-1
vs. Georgia	0-1
vs. Kentucky	2-1
vs. LSU	1-2
vs. Ole Miss	0-2
vs. Mississippi State	0-0
vs. Missouri	67-25-5
vs. South Carolina	0-1
vs. Tennessee	3-2
vs. Texas	51-64-5
vs. Texas A&M	19-12
vs. Vanderbilt	2-0-1
Total	162-117-13

2024 HONORS

BEN ANDERSON (R-SO., LS)

Patrick Mannely Award Semifinalist

NIC ANDERSON (R-SO., WR)

Biletnikoff Award Watch List

JACKSON ARNOLD (SO., QB)

Maxwell Award Watch List

BILLY BOWMAN JR. (SR., DB)

AP Preseason All-America Second Team

Preseason All-SEC First Team [Coaches & Media]

Bronko Nagurski Award Watch List

Chuck Bednarik Award Watch List

Jim Thorpe Award Preseason Watch List

DEION BURKS (R-JR., WR)

Preseason All-SEC Third Team [Media]

LUKE ELZINGA (R-SR., P)

Ray Guy Award – Ray’s 8 of the Week

(9/9, 9/23, 10/1)

Ray Guy Award Preseason Watch List

GRACEN HALTON (JR., DL)

SEC Defensive Lineman of the Week (9/9)

BRANSON HICKMAN (R-SR., OL)

Outland Trophy Watch List

Rimington Trophy Watch List

JAYDEN JACKSON (FR., DL)

Shaun Alexander Award Watch List

Midseason True Freshman All-American (On3, 247)

TYLER KELTNER (R-SR., K)

SEC Special Teams Player of the Week (9/2)

KIP LEWIS (R-SO., LB)

SEC Defensive Player of the Week (9/30)

GAVIN SAWCHUK (R-SO., RB)

Allstate AFCA Good Works Team Member

Wuerffel Trophy Watch List

Doak Walker Award Watch List

ZACH SCHMIT (R-SR., K)

William V. Campbell Trophy Semifinalist

DANNY STUTSMAN (SR., LB)

Butkus Award Semifinalist

Midseason All-America First Team (AP, CBS Sports, Senior Bowl)

Midseason All-America Second Team (Athlon, The Athletic)

ESPN Preseason All-America Team

Walter Camp Preseason All-America First Team

The Athletic Preseason All-America First Team

AP Preseason All-America Second Team

Sporting News Preseason All-America Second Team

Preseason All-SEC First Team [Coaches & Media]

Walter Camp Player of the Year Watch List

Bronko Nagurski Watch List

Chuck Bednarik Award Watch List

Lombardi Award Preseason Watch List

R MASON THOMAS (JR., DL)

Bronko Nagurski National Defensive Player of the Week (9/9)

collegepressbox

Collegepressbox is the official media website for Division I football. Access and download game notes, quotes, statistics, media guides, headshots, logos and more for all FBS schools, conferences, postseason games, awards and the College Football Playoff. For access, register for an account at collegepressbox.com/register.

▶ With Finley on staff, the Sooners led the Big 12 Conference in total offense each of the last three seasons (450.1 ypg in 2021, 474.0 in 2022 and 507.0 in 2023).

▶ A 1998 Dayton graduate who was a quarterback for the Flyers from 1994-97, Johns came to OU from Duke where he was offensive coordinator and quarterbacks coach the last two seasons. Before that, he served in the same capacity at Memphis from 2019-21, was offensive coordinator and inside receivers and tight ends coach at Texas Tech in 2018, offensive coordinator and quarterbacks coach at Western Michigan in 2017 and offensive coordinator and quarterbacks and wide receivers coach at Indiana from 2014-16 (was also co-offensive coordinator and QB/WR coach for the Hoosiers from 2011-13).

▶ Prior to Indiana, Johns spent seven seasons at Northwestern. He was running backs coach from 2004-05, wide receivers coach and recruiting coordinator from 2006-07 and passing game coordinator and wide receivers coach from 2008-10. His first full-time stint was at Richmond, where he served as wide receivers coach in 2002 and defensive ends coach in 2003.

SEC SOONERS

▶ Oklahoma and Texas officially joined the Southeastern Conference on July 1 after 28 years in the Big 12 Conference. OU won half of the Big 12’s football titles (14 of 28) since the league began in 1996 (six of the last nine) and posted a 187-61 (.754) record against conference competition (includes an 11-1 record in Big 12 Championship games).

▶ OU is no stranger to many of its new SEC brethren as Oklahoma has a 162-117-13 (.577) record against the league’s current member schools, including fellow new entrant Texas. Not including the Longhorns, OU owns a 111-53-8 (.669) all-time record against current SEC programs.

▶ Entering this season, OU had never faced two SEC programs: South Carolina and Mississippi State. The Sooners hosted the Gamecocks three games ago but do not face the Bulldogs in 2024. Also entering this year, OU had never played a campus game against Auburn, Florida, Georgia, LSU, Ole Miss, Mississippi State or South Carolina.

▶ The SEC is the Sooners’ seventh football conference. They were also a member of the Southwest Conference (two championships), Missouri Valley (one championship), Big Six (five championships), Big Seven (12 championships), Big Eight (16 championships) and Big 12 (14 championships).

▶ Oklahoma’s 14 Big 12 titles were 10 more than the program with the next most (Texas won four). From 2010 through 2023, OU won eight Big 12 titles and was followed by Baylor (three), Kansas State (two) and Oklahoma State, TCU and Texas (one each).

BOWMAN JR. IS OU’S DEFENSIVE SCORING SPECIALIST

▶ Senior safety **Billy Bowman Jr.** has scored four defensive touchdowns since the start of the 2023 season, tied with Kansas cornerback Mello Dotson for the most nationally.

▶ Last season, Bowman Jr. led the country and a set school record with his three interceptions returned for a touchdown. His pick-sixes covered 44 yards vs. Iowa State, 100 yards at BYU and 45 yards vs. TCU.

▶ Bowman Jr.’s four defensive touchdowns have all covered at least 43 yards and have averaged 58.0 yards.

▶ Bowman Jr. is tied for sixth nationally among active players with his 11 career interceptions.

▶ Bowman Jr. leads OU with his four takeaways this season (team-high two interceptions and team-high-tying two fumble recoveries). He ranks fourth on the squad with 43 tackles (has 2.5 TFLs) and has recorded two pass breakups and a QB hurry.

SACKMASTER THOMAS

▶ Junior defensive lineman **R Mason Thomas** is tied for 22nd nationally and fifth in the SEC with his 7.0 sacks, and all of them have come in the last eight games (3.0 vs. Tulane, 0.5 vs. Tennessee, 2.0 at Auburn, 0.5 vs. South Carolina and 1.0 at Missouri).

▶ Thomas has racked up 6.0 of his 7.0 sacks in the fourth quarter and with OU protecting leads. Against Tulane, his 3.0 sacks came in the span of two drives. In one series, Thomas recorded a sack on first down, a pass breakup on third down and another sack on fourth down. On one of his sacks he was credited with a forced fumble and recovery, and added a pass breakup and a quarterback hurry on the day. He was named the Bronko Nagurski National Defensive Player of the Week.

▶ With OU leading 24-21 at Auburn and under four minutes to go, Thomas recorded a 6-yard sack on third down and a 13-yard sack the next play to give the ball to the Sooners on the Tigers’ 25-yard line.

▶ Thomas became the first Sooner since defensive end **Charles Tapper** in 2015 to register at least 5.5 sacks over a three-game span (Tapper had 6.0).

▶ Thomas’ lone eight career starts have come this season (he did not start against Tennessee or Texas because of opponent offensive personnel; OU started five DBs in both). In his 19 games over the 2022 and ’23 campaigns, he logged 3.5 tackles for loss and 1.5 sacks.

OU’S NATIONAL DEFENSIVE RANKINGS

CATEGORY	STAT	RANK
Fumble Recoveries	11	T3rd
Yards Allowed Per Rush	2.9	6th
Tackles For Loss Per Game	8.0	T6th
Sacks Per Game	3.2	T7th
Rushing TDs Allowed	8	T9th
First Downs Allowed	170	15th
Rushing Defense	109.0	18th
Total Defense	319.0	23rd
Red Zone Defense Pct.	.767	23rd
Turnovers Gained	17	T27th
3rd Down Conv. Pct. Defense	.351	36th
Scoring Defense	21.9	T40th

2024 WEEKLY TEAM CAPTAINS

OU's six captains for the Missouri game were:

No.	Name	Class	Pos.
11	Jackson Arnold	So.	QB
2	Billy Bowman Jr.	Sr.	DB
56	Gracen Halton	Jr.	DL
10	Bauer Sharp	R-Jr.	TE
28	Danny Stutsman	Sr.	LB
52	Damonic Williams	Jr.	DL

TEMPLE: Arnold, Bowman Jr., Sharp, Stutsman

HOUSTON: Barnes, Dolby, Downs, Roberts, Schmit

TULANE: McKinzie, Sawchuk, Sexton, Spears-Jennings, Thomas

TENNESSEE: Halton, Nwaiwu, Tarquin, Terry, Washington, D. Williams

AUBURN: Bowen, Elzinga, Lewis, Thompson, Walker

TEXAS: Bowman Jr., Downs, Nwaiwu, Sharp, Stutsman, D. Williams

S. CAROLINA: Elzinga, Everett, Halton, Jackson, Stutsman

OLE MISS: Barnes, Everett, Heinecke, Kanak, McKinzie, Schmit

MAINE: Lewis, McCullough, Roberts, Tarquin, Terry, B. Thompson

SOONERS IN THE NFL

Forty-seven former Sooners are on NFL rosters this week (33 active, four injured reserve, 10 practice squad). All but practice squad players are listed below.

Name	Team	Pos.
Mark Andrews	Ravens	TE
Brian Asamoah II	Vikings	LB
Nik Bonitto	Broncos	LB
Marquise Brown^	Chiefs	WR
Tre Brown	Seahawks	CB
Orlando Brown Jr.	Bengals	OL
Cody Ford	Bengals	OL
Neville Gallimore	Rams	DT
Eric Gray	Giants	RB
Tyler Guyton	Cowboys	OT
Anton Harrison	Jaguars	OT
Creed Humphrey	Chiefs	C
Jalen Hurts	Eagles	QB
Lane Johnson	Eagles	OT
CeeDee Lamb	Cowboys	WR
Jonah Lauulu	Raiders	DT
Baker Mayfield	Buccaneers	QB
McKade Mettauer^	Chiefs	G
Marvin Mims Jr.	Broncos	WR
Joe Mixon	Texans	RB
Wanya Morris	Chiefs	OT
Kyler Murray	Cardinals	QB
Kenneth Murray Jr.	Titans	LB
Ogbo Okoronkwo	Browns	DE
Samaje Perine	Chiefs	RB
Jordan Phillips^	Cowboys	DT
Ben Powers	Broncos	G
Walter Rouse	Vikings	OT
Austin Seibert	Commanders	K
Sterling Shepard	Buccaneers	WR
Rhamondre Stevenson	Patriots	RB
Isaiah Thomas	Bengals	DE
Delarrin Turner-Yell^	Broncos	S
Tress Way	Commanders	P
Brayden Willis	49ers	TE
Trent Williams	49ers	OT
James Winchester	Chiefs	LS

^ Injured reserve

MORE ON THE DEFENSE

► Oklahoma's defense made big strides in year two under **Brent Venables** in 2023, and many analysts predicted the improvement to continue this season. That includes Phil Steele, who this summer ranked OU's linebacker and defensive back units each as second best nationally and No. 1 in the SEC.

► OU is allowing just 319.0 yards per game this year. The last time the Sooners held opponents to fewer yards per contest over an entire season was 15 years ago (272.6 in 2009).

► The Sooners rank in the top 10 nationally in several defensive categories, including yards allowed per rush (sixth at 2.9), tackles for loss per game (sixth at 8.0), sacks per game (seventh at 3.2) and opponent rushing touchdowns (ninth at 8). They also rank 15th in first downs allowed (170), 18th in rushing defense (109.0 ypg) and 23rd in total defense (319.0 ypg) and red zone defense percentage (.767).

► AP and CBS Sports midseason first-team All-America linebacker and Butkus Award semifinalist **Danny Stutsman** ranks second in the SEC with his 9.6 tackles per game and has 7.5 TFLs and three QB hurries. The senior has led OU in tackles each of the last two seasons (125 in 2022, 104 in 2023) and has 363 career stops.

► Junior defensive linemen **Gracen Halton** and **R Mason Thomas** entered the season with a combined 8.0 career tackles for loss and 1.5 sacks, but through 10 games this season have teamed for 14.0 TFLs and 11.0 sacks. Halton was named SEC Defensive Lineman of the Week after registering a career-high 2.0 TFLs (11-yard sack and a 5-yard safety) in a 16-12 win over Houston in week two. He has 5.0 TFLs, 4.0 sacks, a forced fumble, fumble recovery, a safety and three QB hurries. Thomas turned in a 3.0-sack effort vs. Tulane in which he also logged a forced fumble and recovery, a pass breakup and a QB hurry en route to being named Bronko Nagurski National Defensive Player of the Week. Thomas has team highs of 9.0 TFLs, 7.0 sacks and eight QB hurries on the year. His 7.0 sacks are 2.5 more than any Sooner had last season.

► Junior safety **Robert Spears-Jennings** is tied for third nationally with four forced fumbles (one off the lead) and has a team-high-tying two recoveries. His four forces are tied for the third most in school single-season history.

► Oklahoma is tied for seventh nationally by allowing just 29 rushes of 10 or more yards and is tied for eighth by allowing just six rushes of at least 20 yards (one by Auburn, three by Texas and one each by South Carolina and Maine).

► OU has allowed only 22 touchdowns on its opponents' 125 possessions (one every 5.7 possessions). The defense has forced 57 punts and has recorded 15 takeaways, a safety and seven turnovers on downs.

► During the **Brent Venables** era (since the start of the 2022 season), OU's defense is tied with NC State for second in the nation with 43 interceptions (UNLV has 48).

REVAMPED QB ROOM

► Oklahoma's quarterbacks room looks drastically different than it did last season, with only one returning QB on this year's roster. That player is sophomore **Jackson Arnold**, the 2022-23 Gatorade National Football Player of the Year, who took over for two-year starter and unanimous 2023 first-team All-Big 12 honoree Dillon Gabriel. A graduate transfer, Gabriel, who is now at Oregon, entered the year ranked fourth in FBS history in career TDs accounted for (152), seventh in career passing yards (14,865) and eighth in career passing TDs (125).

► Arnold played in seven games as a true freshman last season, completing 44 of 69 passes for 563 yards and four touchdowns, and rushing 31 times for 116 yards and a score. He started in the Alamo Bowl against No. 14 Arizona and threw for 361 yards and a pair of touchdowns. He also played the entire second half at BYU on Nov. 18, directing OU from a 17-17 halftime tie to a 31-24 win.

► Arnold, who started Oklahoma's first four games this season as well as the last three contests, has completed 131 of 214 pass attempts (61%) for 1,243 yards and 12 touchdowns versus three interceptions on the year. He has also rushed for 238 yards, is tied for second on the squad with three rushing TDs and has one receiving score.

► Freshman **Michael Hawkins Jr.** entered the Tennessee game late in the first half, finished that contest and then played the entire Auburn and Texas contests. In the victory at Auburn, he became just the seventh OU

OU'S CAREER TACKLE LEADERS

PLAYER	POS	YEARS	TKL
1. Daryl Hunt	LB	1975-78	530
2. Jackie Shipp	LB	1980-83	489
3. Travis Lewis	LB	2008-11	446
4. George Cumby	LB	1975-79	437
5. Rocky Calmus	LB	1998-01	431
6. Rod Shoate	LB	1972-74	426
7. Brian Bosworth	LB	1984-86	413
8. Tyrell Peters	LB	1993-96	380
9. Rick Bryan	DL	1980-83	365
10. Danny Stutsman	LB	2021-24	363
11. Kevin Murphy	DE	1981-85	353
12. Kenneth Murray	LB	2017-19	335
Lee Roy Selmon	DL	1972-75	335

OU'S CAREER TFL LEADERS AMONG INSIDE LINEBACKERS

PLAYER	YEARS	TFL
1. Rocky Calmus	1998-01	59.0
2. Teddy Lehman	2000-03	48.5
3. Brian Bosworth	1984-86	39.0
4. Kenneth Murray	2017-19	37.0
5. Rufus Alexander	2003-06	36.0
Torrance Marshall	1999-00	36.0
7. Danny Stutsman	2021-24	35.5
8. Travis Lewis	2008-11	31.0
Lance Mitchell	2002-04	31.0
10. Tyrell Peters	1993-96	29.0

ACTIVE LEADERS IN INTERCEPTIONS

Senior safety **Billy Bowman Jr.** is tied for sixth nationally among active players with his 11 career interceptions.

PLAYER	INTs	YDS	YEAR
Quincy Riley (Louisville)	14	406	6th
Cam Lockridge (Fresno St.)	14	297	5th
Nohl Williams (Cal)	14	116	5th
Cobee Bryant (Kansas)	13	191	4th
Cameron Oliver (UNLV)	12	86	4th
Billy Bowman Jr. (OU)	11	251	4th
Xavier Watts (Notre Dame)	11	173	4th
Antavious Lane (N. Carolina)	11	162	6th
Jakob Robinson (BYU)	11	87	5th

OU'S 2024 RECRUITING CLASS RANKED AS HIGH AS NO. 7

Head coach **Brent Venables** and his staff signed OU's third straight top-10 recruiting class in 2024. The class of 27 scholarship players all signed during the December early period. The class ranked No. 7 nationally by Rivals, No. 8 in the 247Sports composite and ESPN rankings and No. 9 by On3.

Of the 27 signees, one was rated as a consensus five-star prospect and eight were ranked as consensus four-star prospects on a five-star scale by 247Sports, ESPN, On3 and Rivals. Sixteen were rated a four-star prospect by at least two of the outlets, while 11 received three-star designation from at least three of those services [seven garnered at least one four-star nod].

Fourteen members of the signing class were designated as offensive players and 13 as defensive players, and all were high schoolers. A record 20 of the Sooners' 27 signees enrolled at OU for the spring semester and participated in team activities.

The Sooners signed three players who were rated as the top recruit in their state or country in Oklahoma defensive end Danny Okoye, Kansas defensive back Michael Boganowski and England offensive lineman Daniel Akinkunmi. Seven prospects were rated among the top 10 nationally at their respective position by at least one recruiting service. 13 signees were rated among the top 15 at their position and 18 were rated among the top 25 at their position.

The state of Texas produced the most OU signees with seven, while Oklahoma produced six and Ohio two. The Sooners signed one player each from Alabama, Arizona, England, Florida, Georgia, Indiana, Kansas, Louisiana, Minnesota, Mississippi, Nevada and North Carolina.

2024 OU RECRUITING CLASS

No.	Name	Class	Pos.
72	Josh Aisosa	Fr.	OL
75	Daniel Akinkunmi	Fr.	OL
73	Isaiah Atry-Dent	Fr.	OL
25	Michael Boganowski	Fr.	DB
23	Eli Bowen	Fr.	DB
56	Eugene Brooks	Fr.	OL
24	Ivan Carreon	Fr.	WR
28	KJ Daniels	Fr.	WR
42	Wyatt Gilmore	Fr.	DL
14	Jaydan Hardy	Fr.	DB
9	Michael Hawkins Jr.	Fr.	QB
65	Jayden Jackson	Fr.	DL
12	Devon Jordan	Fr.	DB
7	Zion Kearney	Fr.	WR
84	Davon Mitchell	Fr.	TE
47	James Nesta	Fr.	LB
21	Jeremiah Newcombe	Fr.	DB
16	Danny Okoye	Fr.	DL
45	Mykel Patterson-McDonald	Fr.	DB
55	Eddy Pierre-Louis	Fr.	OL
13	Reggie Powers III	Fr.	DB
81	Zion Ragins	Fr.	WR
21	Xavier Robinson	Fr.	RB
6	Nigel Smith II	Fr.	DL
0	David Stone	Fr.	DL
8	Taylor Tatum	Fr.	RB
12	Brendan Zurbrugg	Fr.	QB

quarterback to start at least one game as a true freshman, and first Sooner true freshman QB to win on the road in his first career start. In the next game, he became the first OU true freshman QB to start against Texas. Hawkins Jr. also started the South Carolina game before being replaced after the Sooners' third possession

► In his four SEC games, Hawkins Jr. is 43 for 68 through the air (63%) for 459 yards and a touchdown with two interceptions. He has also rushed 47 times for 103 yards and a TD. He completed 11 of 18 pass attempts for 132 yards and a TD against Tennessee, and rushed 12 times for 22 yards with no turnovers. At Auburn, he was 10 of 15 passing for 161 yards and rushed 14 times for 69 yards, including a 48-yard TD. Versus Texas, he completed 19 of 30 passes for 148 yards and had 20 carries for 27 yards (lost 34 yards on sacks). And against South Carolina, he was 3 of 5 through the air for 18 yards (two interceptions) and lost a fumble.

► Hawkins Jr. was rated as a four-star prospect by ESPN, On3 and Rivals and as the No. 3 dual-threat QB recruit in the country by Rivals and No. 7 by ESPN. His father, Michael, played cornerback for Oklahoma under **Bob Stoops** in 2002 before spending multiple years in the NFL.

MORE ON THE OFFENSE

► Junior running back **Jovantae Barnes** leads the Sooners with his 577 rushing yards (averaging 4.7 yards per carry) and has a career-high-tying five rushing touchdowns. He is coming off his three best performances of the year — a 70-yard rushing day vs. South Carolina, a 67-yard rushing afternoon at Ole Miss (also caught five passes for 57 yards, both career highs) and a career-high 203 rushing yards with a career-high three TDs vs. Maine. He missed OU's last game vs. Missouri due to injury. Freshman **Taylor Tatum**, the consensus No. 1 running back nationally in the 2024 class, is averaging 5.2 yards on his 51 rushes (264 yards) and has run for three TDs, caught one and thrown for another. He missed the Auburn game due to injury.

► Redshirt sophomore running back **Gavin Sawchuk** started each of the first three games but has been held to 42 yards on 20 carries on the year. Sawchuk, who has not played the last four contests, ran for over 100 yards in each of the last five games in 2023.

► OU's tight ends combined for 20 catches for 252 yards and two touchdowns in 13 games last season. This year, tight ends **Bauer Sharp**, **Jake Roberts** and **Kaden Helms** have already totaled 48 catches for 400 yards and four TDs. Sharp leads the squad with 39 catches and 299 receiving yards and has two scores. He caught a 43-yarder last game at Missouri from punter **Luke Elzinga**.

► Redshirt junior wide receiver **Deion Burks** leads the team with his 6.2 catches per game and three receiving TDs, which all came in the first half against Temple. In that contest, Burks became the first Sooner to register three receiving TDs in his OU debut. Burks' 31 receptions are the most ever by a player in the first five games of his OU career. The Purdue transfer, who missed five straight games after sustaining an injury vs. Tennessee, returned to action last contest at Missouri and caught five passes for a team-high 44 yards.

► Senior receiver **Jalil Farooq** also returned at Missouri (two catches for 11 yards) after missing significant time due to injury. He got hurt in the first half of the opener against Temple and missed the next eight outings. Farooq entered the year with 86 career catches for 1,229 yards and seven TDs, and 32 rushes for 235 yards.

► Plagued by injury in 2021 and '22 at OU (he played in nine total games and had one catch), wide receiver **J.J. Hester** has 13 receptions this season for 265 yards. Two games ago vs. Maine, he registered a career-high 112-yard effort, which included a 90-yard TD. It was OU's longest reception since 1995, the longest in Gaylord Family — Oklahoma Memorial Stadium history and tied for the second longest in school history.

► True freshman walk-on receiver **Jacob Jordan**, who did not play in OU's first six games, has totaled 15 receptions for 160 yards over the last four contests (his first collegiate appearances). He had six catches for 86 yards against South Carolina, six more grabs for 38 yards and his first career touchdown at Ole Miss and three receptions for 36 yards against Maine.

► Redshirt sophomore receiver **Nic Anderson** sustained an injury in August camp and has missed all but one game this season (he started vs. Tennessee but left the game in the first half and has not played since). Anderson earned 2023 freshman All-America honors from The Athletic after catching 38 passes for 798 yards and a team-high-tying 10 TDs. He averaged 21.0 yards per catch to rank fifth nationally.

► Senior receiver **Andrel Anthony** tore his ACL in last year's game against Texas (Oct. 5), returned to play limited snaps in this season's opener vs. Temple (one catch) but hasn't played since. Before last season's injury, Anthony led OU with 429 yards on 27 catches.

► OU's offensive linemen who have played this season have combined for just 55 career starts as Sooners (50 of them this year). Nine of the 11 who have started at least one game this season had never started at OU prior to this year (**Jacob Sexton** had one career start and **Troy Everett** four as a Sooner).

MOST CONFERENCE TITLES

Oklahoma leads all of college football with its 50 conference championships.

PROGRAM	TITLES
Oklahoma	50
Nebraska	46
Michigan	44
Ohio State	39
USC	37

CFP APPEARANCES

Oklahoma has made four appearances in the 10-year history of the College Football Playoff, all in the last nine seasons.

PROGRAM	CFPs
Alabama	8
Clemson	6
Ohio State	5
Oklahoma	4
Georgia	3
Michigan	3

MOST WINS SINCE 2000

PROGRAM	RECORD
1. Ohio State	268-51
2. Oklahoma	260-68
Alabama	260-71
4. Boise State	258-61
5. Georgia	256-73
6. Clemson	244-84
7. LSU	239-82
8. Oregon	235-82
9. Texas	222-94
10. USC	221-93

POWER FIVE CONFERENCE TITLES SINCE 2000

1. Oklahoma	14
2. Ohio State	11
3. Alabama	9
4. Florida State	8
Clemson	8
Oregon	8
7. Michigan	6
USC	6
9. LSU	5
10. Georgia	4
Virginia Tech	4
Washington	4

FINAL AP TOP-25 APPEARANCES SINCE 2000

1. Oklahoma	20
Ohio State	20
3. Georgia	18
LSU	18
5. Alabama	17
Clemson	17
7. Florida State	15
Michigan	15
Oregon	15
Texas	15
Wisconsin	15

HEISMAN FINALISTS SINCE 2000

1. Oklahoma	10
2. Alabama	9
3. Ohio State	7
4. Florida	5
Stanford	5
USC	5

ACTIVE BOWL STREAKS

1. Georgia	27
2. Oklahoma	25
3. Wisconsin	22
4. Alabama	20
5. Clemson	19

MOST ALL-TIME 11-PLUS-WIN SEASONS

1. Oklahoma	27
Alabama	27
3. Ohio State	21
4. Penn State	19
5. Florida State	15

MOST WINS SINCE END OF WWII (1946-PRESENT)

1. Oklahoma	705
2. Alabama	677
3. Ohio State	670
4. Penn State	653
5. Texas	638
6. Georgia	633
7. Michigan	630
8. Nebraska	613
9. USC	606
10. Notre Dame	603

MOST TDS SINCE 2015

1. Alabama (137 games)	718
2. Oklahoma (128 games)	675
3. Ohio State (125 games)	666
4. Clemson (136 games)	648
5. Memphis (127 games)	621

A GLANCE AT SPECIAL TEAMS

► Redshirt senior **Zach Schmit** served as OU's placekicker the last two seasons and has made 35 of his 47 (75%) career field goal attempts and all 136 of his PAT tries. His streak of 136 made extra-points is the third longest in program history. Schmit, who has handled kickoffs in all 10 games this season, also handled field goals and extra points at Auburn and each of the last four contests. He is 7 for 7 on field goal attempts of the year and is coming off a 3-for-3 performance at Missouri that included a career-long 56-yarder (previous long was 46).

► After winning the primary placekicking job in August camp, Florida State transfer **Tyler Keltner** went 3 for 3 on field goals and 6 for 6 on PAT attempts against Temple in the opener to earn SEC Special Teams Player of the Week honors. He is 7 for 9 and 12 for 13, respectively, on the year (missed the Auburn game after having his appendix removed, returned for the Texas game but has not played the last four contests). Keltner spent his first four seasons at East Tennessee State, where he was 56 for 74 on field goals (76%) and 131 of 131 on PATs, and was a three-time All-Southern Conference pick.

► Keltner and Schmit have combined to go 14 of 16 on field goal attempts, as OU ranks fourth in the SEC out of 16 teams with its 88% conversion rate.

► Super senior **Luke Elzinga** ranks ninth nationally and fourth in the SEC with a 45.7-yard average on his 49 punts (16 of 50+ yards; long of 63; 18 inside the 20; 17 fair catches; just two touchbacks). His performance has helped OU to a No. 10 national ranking with its 42.8-yard net punting average. Elzinga has been named to the Ray Guy Award's "Ray's 8" three times this season (following the Houston, Tennessee and Auburn contests).

► Sophomore **Peyton Bowen** ranks third in the SEC (29th nationally) by averaging 8.3 yards on his 23 punt returns (ranks seventh nationally among players with at least 20 returns).

TURNOVERS ARE TELLING

► The Oklahoma coaching staff preaches "takeaways, no giveaways" with its players and the Sooners turned that message into reality through their first five games in 2024, as they were tied for third nationally with a +1.6 turnover margin per contest (13 takeaways, five giveaways) at the time.

► That trend has reversed itself the last five games, however, as OU has totaled 13 turnovers (11 fumbles and two interceptions) and gained just four (an interception against Texas and fumbles vs. Ole Miss, Maine and Missouri). The Sooners were outscored 48-14 off turnovers in those outings.

► On the year, Oklahoma's advantage in points off turnovers is down to 70-64 (was 56-16 after five games).

► OU has recovered 11 fumble fumbles so far this season, which is five more than it had all of 2023. The 11 recoveries are tied for the third most nationally (Duke and Memphis have 12 each).

► Nine different Sooners have each registered at least one fumble recovery and five different players have each logged at least one interception. **Billy Bowman Jr.** has two interceptions and two fumble recoveries, while **Robert Spears-Jennings** has two recoveries and one interception. Spears-Jennings is also tied for third nationally with four forced fumbles.

► Last season, OU ranked second nationally with 26 takeaways (20 interceptions) and with 111 points off takeaways (ranked first with 8.5 points per game).

► Points off turnovers were a telling stat in 2023. In OU's 10 wins last season it outscored opponents 98-17 off turnovers. In its three losses it was outscored 44-13.

EXTRA POINTS

► Oklahoma ranks eighth in the country by allowing just six rushes of 20-plus yards this season. On the other side of the ball, Alabama ranks fifth in the country with its 24 rushes of at least 20 yards.

► OU's 80 consensus All-Americans since 1950 lead the nation (Alabama ranks second with 77 and Ohio State third with 73). Since 2000, OU has produced 30 consensus All-Americans, second only to Alabama.

► Saturday's game will mark OU's first in its seven outings against Alabama to be unranked in the AP poll.

► The Sooners have won their last 89 games when holding opponents to 22 or fewer points. Their last loss under the circumstance came at Nebraska in 2009 (10-3).

► Since the start of the 2012 season, OU is 91-7 when scoring at least 35 points and 80-4 when scoring at least 40.

► Twenty-eight players (18 offensive and 10 defensive) have made their first OU starts this season.

► Of the 72 players on OU's depth chart last game, 24 (or 33%) were freshmen. That includes 18 true freshmen and six redshirts. Thirty-eight true (26) or redshirt (12) freshmen have played in at least one game this season.

VENABLES BY THE NUMBERS

Brent Venables was hired as OU's 23rd head coach on Dec. 5, 2021. Here's a look at some of his many accomplishments:

3 National championships (2000 at Oklahoma; 2016 and '18 at Clemson)

3 Butkus Award winners (OU's Rocky Calmus [2001] and Teddy Lehman [2003]; Clemson's Isaiah Simmons [2019])

4 Consecutive years Clemson led the nation in tackles for loss (2013-16; also led country in 2018 and was second in 2019 and '20).

8 National championship game appearances (2000, '03, '04 and '08 at OU; 2015, '16, '18 and '19 at Clemson)

8 Times Clemson finished in the top 15 nationally in total defense his last 8 years

10 College Football Playoff games (6 semifinals and 4 championship games) over his last 7 seasons with Clemson

10 Clemson led the nation in sacks, tackles for loss and opponent 3rd-down conversion percentage over his 10 years with the program

13 Number of conference championships (7 at OU, 6 at Clemson)

18 Consensus All-America honors collected by his players (12 at OU)

23 Times his 28 teams won at least 10 games

61 Number of his defensive players picked in the NFL Draft (12 first-rounders)

306 Wins as a full-time coach (against just 67 losses; .820)

GAYLORD FAMILY OKLAHOMA MEMORIAL STADIUM



OU's \$160 million stadium renovation and modernization project bowled in the south end of the facility and added premium seating and a 62-foot-by-38-foot video board.

OKLAHOMA'S PALACE ON THE PRAIRIE TURNS 100

► Gaylord Family – Oklahoma Memorial Stadium, one of America's most recognized college football cathedrals, is hosting football games for the 100th year this season. Situated on the east side of the Norman campus, this historical facility is the largest sports arena in the state and ranks among the 18 largest on-campus facilities in the nation.

► In 1921, University of Oklahoma students started a movement for construction of a student union. By 1925, the idea had grown to include a combined football stadium/student union. In the original architect's drawings, the north end of the proposed structure was strikingly similar to the present Oklahoma Memorial Union, which eventually was constructed separately when head coach and athletics director Bennie Owen suggested it would be best to raise funds for a union and a stadium.

► The field is named Owen Field after Owen, who became a charter member of the National Football Hall of Fame. The first game played at the site took place Oct. 20, 1923 (a 63-7 win over Washington, Mo.).

► On Oct. 17, 1925, the first contest was played in front of the new stands on the west side of the field as OU beat Drake 7-0. The 16,000-seat Oklahoma Memorial Stadium, named in honor of University personnel who died in World War I, was erected at a cost of approximately \$293,000.

► Expansions increased the stadium's capacity to 32,000 (1929), 55,000 (1949), 61,836 (1957), 71,187 (1975), 75,004 (1980), 72,765 (1998), 82,112 (2003) and 83,489 (2016). With 2019's widening of aisles and some seats, capacity dropped to 80,126.

► In July, 1970 the original natural grass surface was removed and artificial turf was installed. That tartan turf was replaced with super turf before the 1981 season. Owen Field returned to grass in 1994.

RECENT RENOVATION

► The OU Board of Regents approved a proposal from OU Athletics on June 25, 2014, to proceed with the development of plans and projects for a major renovation and modernization of the stadium at an estimated cost of \$160 million. The project was carried out entirely from Athletics Department-generated capital funds, bond funds and other private sources.

► The first phase of the building project was completed prior to the 2016 home opener with a focus on the south end zone. The most visible aspect is a completed south end zone seating bowl, a feature that initially increased the seating capacity to 83,489. The addition of handrails and some seat and aisle widening in 2019 reduced capacity to 80,126.

► The seating bowl features an expanded concourse, additional restrooms and concessions, and other amenities. The new structure features 22 suites, 60 open-air loge boxes and 1,976 club seats. Club patrons also benefit from two new clubs.

► Among the most unique features of the new south end zone facility are a pair of open-air fan plazas, one each in the southwest and southeast corners. They each measure at slightly more than 3,000 square feet each and feature a view directly to the game field.

► All student-athlete services in the new building were moved to the ground floor. That space includes a spacious locker room, strength and conditioning area, training room, nutrition center, meeting rooms and the equipment operation. The third floor of the building houses all of the football offices and the team's video department.

► The weight room nearly tripled in size to 26,600 square feet and includes a 70-yard turfed, indoor speed and agility training area. The athletic training room also grew substantially to nearly 10,000 square feet.

► A significantly larger and more more detailed video board replaced the old video board above the north end zone for 2018. The board is 62 feet x 38 feet (2,356 square feet).

STADIUM QUICK FACTS

First Game:	Oct. 17, 1925 (beat Drake 7-0)
OU's Stadium Record:	422-88-15 (.818)
Capacity:	80,126
Surface:	Natural Grass
Record Crowd:	88,308 (11/11/17 vs. TCU)
Field Name:	Owen Field
First Game:	Oct. 20, 1923 (beat Washington [Mo.] 62-7)
OU's Owen Field Record:	425-92-16 (.812)

OU'S STADIUM BESTS

INDIVIDUAL

Rushing Yards:	427, Samaje Perine vs. Kansas, 2014
Passing Yards:	500, Landry Jones vs. Okla. State, 2012
Receiving Yards:	208, Ryan Broyles vs. Colorado, 2010
Tackles:	28, Kenneth Murray vs. Army, 2018
Interceptions:	3 (three players)
Sacks:	5, Cedric Jones vs. Texas Tech, 1994

TEAM

Rushing Yards:	768 vs. Kansas State, 1988
Passing Yards:	512 vs. Oklahoma State, 2012
Total Yards:	829 vs. Kansas State, 1988
Points:	79 vs. North Texas, 2007
First Downs:	44 vs. Oklahoma State, 2012



BRENT VENABLES

NAMED OU'S 23RD HEAD COACH DEC. 5, 2021 • FORMER K-STATE/OKLAHOMA/CLEMSON ASSISTANT THREE NATIONAL CHAMPIONSHIPS (ONE WITH OKLAHOMA, TWO WITH CLEMSON) EIGHT NATIONAL CHAMPIONSHIP GAME APPEARANCES • COACHED IN 34 BOWL GAMES 13 CONFERENCE CHAMPIONSHIPS • THREE-TIME BROYLES AWARD FINALIST (2016 WINNER)

A former 13-year University of Oklahoma assistant coach who won a national championship with the Sooners and two more with Clemson University during an ultra-successful 10-year stint as defensive coordinator, Brent Venables was named OU's 23rd head football coach on Dec. 5, 2021, and has coached the Sooners to a 21-15 record in his two-plus seasons.

Venables' 2023 Sooners went 10-3 overall and finished in second place in the Big 12 (7-2). They ranked third nationally in total offense (507.0 ypg) and fourth in scoring offense (41.7 ppg) and led the country in defensive interceptions per game (1.5).

The 53-year-old Venables served as co-defensive coordinator and linebackers coach at Oklahoma from 1999-2003 and as associate head coach, defensive coordinator and linebackers coach from 2004-11 under former head coach Bob Stoops. Venables has coached in eight national championship games between his time at OU and Clemson, winning titles with the Sooners in 2000 and Tigers in 2016 and 2018. In 26 years as a full-time assistant coach, Venables' teams produced 26 winning seasons, won 13 conference titles, went to 30 bowl games (includes four College Football Playoff National Championship games) and won at least 10 games 22 times.

After joining Clemson prior to the 2012 season, Venables constructed one of the nation's top defenses. From 2012-2021, the Tigers ranked first nationally in sacks (445; next most was 392) and opponent third-down conversion percentage (30.2), second in opponent pass efficiency rating (111.1) and takeaways (244; tied), third in scoring defense (17.8 ppg) and opponent completion percentage (53.3), fourth in total defense (311.4 ypg) and pass defense (190.5 ypg), fifth in interceptions (148) and sixth in rushing defense (120.9 ypg). They won league titles each year from 2015-20.

Since 2000, Venables has coached eight national award winners and 16 consensus All-Americans. In that time, 61 defensive players under his guidance have been selected in the NFL Draft (12 first-rounders), including 18 linebackers, two of whom were first-round picks.

As a defensive coordinator and linebackers coach, Venables produced winners of three Butkus Awards (OU's Rocky Calmus in 2001 and Teddy Lehman in 2003, and CU's Isaiah Simmons in 2019), two Nagurski Awards (OU's Roy Williams in 2001 and Derrick Strait in 2003), two Thorpe Awards (Williams in 2001 and Strait in 2003) and one Bednarik Award (Lehman in 2003). And in 2018, Clemson defensive tackle Christian Wilkins became the school's first winner of William V. Campbell Trophy, also known as the "Academic Heisman."

Venables has received national accolades for his coaching and recruiting, including the Frank Broyles Award in 2016 as the nation's top assistant coach after being a finalist in 2015. He was FootballScoop's Defensive Coordinator of the Year in 2014 and Rivals.com's Recruiter of the Year in 2015.

Venables' defensive units were remarkably consistent during his 10 years with the Tigers. Each of his last eight Clemson defenses ranked in the top 15 nationally in yards allowed and seven of the last eight ranked in the top 20 in points allowed. Over his last eight years there, his units ranked first (in 2014), 10th, eighth, fourth, fifth, sixth, 15th and ninth (in 2021) in total defense. Additionally, his units ranked first or second in the ACC in total defense each of his last eight years (ranked first in six of those seasons).

Under Venables' tutelage in 2021, Clemson ranked second nationally in scoring defense (15.0 ppg) and red zone defense (62.1 conversion percentage), fourth in sacks (3.4 per game), eighth in rushing defense (98.8 ypg) and ninth in total defense (308.4 ypg).

THE VENABLES FILE

Hometown Salina, Kan.
 High School Salina South, 1989
 College Kansas State, 1992
 Family Wife, Julie
 Sons, Jake and Tyler
 Daughters, Laney and Addie

AS A FULL-TIME COACH

Years 29th
 Combined Record 311-72
 Head Coaching Record 21-15
 Conference Championships 13
 National Championships 3
 National Championship Game Appearances 8

Venables' 2020 Clemson defense tied for the national lead with 46 sacks, despite no player producing more than 4.5 sacks individually. His 2019 unit allowed fewer than 300 yards of total offense in each of its first 12 games, the first defense nationally since at least 1996 to accomplish that feat. Clemson held 16 straight opponents to 20 or fewer points across the 2018-19 seasons, the school's longest streak since the 1937-40 campaigns.

Clemson's 2018 squad led the nation in scoring defense (13.1 ppg) for the first time in school history and set a program record by recording 54 sacks.

Venables' Clemson defenses ranked among the top 10 nationally in sacks each year from 2014-21 and ranked in the top 10 in tackles for loss from 2013-20. The units led the nation in TFLs every year from 2013-16.

From 1999-2011, Venables helped OU to the 2000 national championship, three other national championship game appearances (2003, '04 and '08) and seven Big 12 titles. He was a finalist for the Broyles Award in 2006 when the Sooners led the Big 12 in total defense and scoring defense.

Oklahoma linebackers under Venables earned three Big 12 Defensive Player of the Year awards, five Big 12 Defensive Newcomer of the Year accolades and six first-team All-America honors. Ten of his OU linebackers — and 31 defensive players overall — were taken in the 2000-12 NFL Drafts.

While Venables was an Oklahoma assistant, the Sooners ranked among the top 16 nationally in total defense eight times (including each year from 2000-06) and among the top 20 in scoring defense eight times. OU led the Big 12 in scoring defense on four occasions (2000, '04, '06 and '11) and topped the conference in total defense three times (2003, '04, and '06).

Prior to joining Stoops' first staff at OU, Venables coached linebackers at Kansas State (1996-98), serving as defensive running game coordinator in 1998, and was a graduate assistant at K-State under Bill Snyder from 1993-95.

As a player at Kansas State (1991-92), Venables earned honorable mention All-Big Eight honors in 1992 after registering 124 tackles. He began his collegiate playing career at Garden City (Kan.) Community College (1989-90), where he earned All-America honors after recording 276 tackles and was inducted into the school's athletics hall of fame in April 2023.

A native of Salina, Kan., Venables received his bachelor's degree in political science from Kansas State in 1992. He and his wife Julie have four children: sons Jake and Tyler and daughters Laney and Addie.

COACHING HISTORY

2022-: Oklahoma

Head Coach

2018-21: Clemson

Associate Head Coach, Defensive Coordinator, Linebackers

2012-17: Clemson

Defensive Coordinator, Linebackers

2004-11: Oklahoma

Associate Head Coach, Defensive Coordinator, Linebackers

1999-03: Oklahoma

Co-Defensive Coordinator, Linebackers

1998: Kansas State

Linebackers/Defensive Run Game Coord.

1996-97: Kansas State

Linebackers

1993-95: Kansas State

Graduate Assistant

BOWLS COACHED (34)

Year	Bowl	School
2023	Alamo	Oklahoma
2022	Cheez-It	Oklahoma
2020	Sugar (CFP)	Clemson
2019	CFP NCG	Clemson
2019	Fiesta (CFP)	Clemson
2018	CFP NCG	Clemson
2018	Cotton (CFP)	Clemson
2017	Sugar (CFP)	Clemson
2016	CFP NCG	Clemson
2016	Fiesta (CFP)	Clemson
2015	CFP NCG	Clemson
2015	Orange (CFP)	Clemson
2014	Russell Athletic	Clemson
2013	Orange	Clemson
2012	Chick-fil-A	Clemson
2011	Insight	Oklahoma
2010	Fiesta	Oklahoma
2009	Sun	Oklahoma
2008	BCS NCG	Oklahoma
2007	Fiesta	Oklahoma
2006	Fiesta	Oklahoma
2005	Holiday	Oklahoma
2004	Orange (BCS NCG)	Oklahoma
2003	Sugar (BCS NCG)	Oklahoma
2002	Rose	Oklahoma
2001	Cotton	Oklahoma
2000	Orange (BCS NCG)	Oklahoma
1999	Independence	Oklahoma
1998	Alamo	Kansas State
1997	Fiesta	Kansas State
1996	Cotton	Kansas State
1995	Holiday	Kansas State
1994	Aloha	Kansas State
1993	Copper	Kansas State

OKLAHOMA COACHING STAFF



Brent Venables
Head Coach



Zac Alley
Co-Defensive Coordinator/
Linebackers



Todd Bates
Associate Head Coach/
Co-Defensive Coord./Run
Defense/Defensive Tackles



Bill Bedenbaugh
Offensive Line



Miguel Chavis
Defensive Ends



Joe Jon Finley
Co-Offensive Coordinator/
Tight Ends



Brandon Hall
Safeties



Kevin Johns
Co-Offensive Coordinator/
Quarterbacks




Emmett Jones
Passing Game Coordinator/
Wide Receivers



DeMarco Murray
Running Backs



Jay Valai
Assistant Head Coach for
Defense/Co-Defensive
Coordinator/Pass Defense/
Cornerbacks and Nickelbacks



Jerry Schmidt
Director of Sports
Enhancement and Strength
and Conditioning

DEPTH CHART

(As of Missouri game)

OFFENSE

QB	11	Jackson Arnold (6-1, 210, So.)
	9	Michael Hawkins Jr. (6-1, 196, Fr.)
	16	Casey Thompson (6-0, 200, R-Sr. ^)
RB	2	Jovantae Barnes (6-0, 207, Jr.) OR
	27	Gavin Sawchuk (5-11, 197, R-So.)
	8	Taylor Tatum (5-10, 206, Fr.) OR
	20	Sam Franklin (5-10, 199, R-Jr.)
	21	Xavier Robinson (6-0, 226, Fr.)
TE	10	Bauer Sharp (6-4, 243, R-Jr.) OR
	87	Jake Roberts (6-4, 253, Sr. ^)
	86	Kade McIntyre (6-3, 227, R-Fr.) OR
	18	Kaden Helms (6-5, 238, R-So.)
WR	15	Brenen Thompson (5-9, 168, Jr.)
	82	Ivan Carreon (6-6, 223, Fr.) OR
	19	Jacobe Johnson (6-2, 202, So.)
LT	70	Michael Tarquin (6-6, 313, R-Sr. ^)
	71	Logan Howland (6-6, 309, R-Fr.)
LG	77	Heath Ozaeta (6-5, 316, R-Fr.)
	55	Eddy Pierre-Louis (6-3, 304, Fr.)
C	52	Troy Everett (6-3, 310, R-Jr.)
	51	Branson Hickman (6-2, 291, R-Sr.)
	64	Joshua Bates (6-3, 309, R-Fr.)
RG	54	Febechi Nwaiwu (6-4, 339, R-Jr.)
	55	Eddy Pierre-Louis (6-3, 304, Fr.)
	56	Eugene Brooks (6-3, 336, Fr.)
RT	79	Jake Taylor (6-6, 301, R-So.) OR
	58	Spencer Brown (6-6, 330, R-Sr. ^)
	73	Isaiah Autry-Dent (6-6, 304, Fr.)
SLOT	6	Deion Burks (5-9, 194, R-Jr.)
	88	Jacob Jordan (5-9, 186, Fr.)
	81	Zion Ragins (5-8, 150, Fr.)
WR	13	J.J. Hester (6-4, 203, R-Sr.)
	7	Zion Kearney (6-1, 206, Fr.)
	17	Jaquaize Pettaway (5-10, 194, So.)

DEFENSE

DE	40	Ethan Downs (6-4, 263, Sr.)
	90	Caiden Woullard (6-4, 264, Sr.) OR
	34	Adepoju Adebawore (6-4, 253, So.)
DT	65	Jayden Jackson (6-2, 312, Fr.) OR
	56	Gracen Halton (6-2, 285, Jr.)
	0	David Stone (6-3, 295, Fr.) OR
	96	Davon Sears (6-2, 297, R-Sr. ^)
NT	52	Damonic Williams (6-1, 312, Jr.) OR
	95	Da'Jon Terry (6-3, 330, R-Sr. ^)
	55	Ashton Sanders (6-1, 297, R-Fr.)
DE	32	R Mason Thomas (6-2, 243, Jr.)
	30	Trace Ford (6-2, 252, R-Sr. ^)
	44	Taylor Wein (6-4, 265, R-Fr.) OR
	16	Danny Okoye (6-3, 245, Fr.)
MIKE	28	Danny Stutsman (6-4, 243, Sr.)
	11	Kobie McKinzie (6-2, 242, R-So.) OR
	7	Jaren Kanak (6-2, 232, Jr.)
WILL	10	Kip Lewis (6-1, 215, R-So.) OR
	20	Lewis Carter (6-0, 224, So.)
CHEETAH	24	Sammy Omosigho (6-2, 229, So.)
	1	Dasan McCullough (6-5, 235, Jr.)
	13	Reggie Powers III (5-11, 211, Fr.)
CB	26	Kani Walker (6-2, 206, R-Jr.)
	5	Woodi Washington (5-11, 191, R-Sr. ^)
SS	2	Billy Bowman Jr. (5-10, 194, Sr.)
	14	Jaydan Hardy (5-10, 185, Fr.) OR
	13	Reggie Powers III (5-11, 211, Fr.)
FS	3	Robert Spears-Jennings (6-1, 219, Jr.) OR
	22	Peyton Bowen (6-0, 199, So.)
	25	Michael Boganowski (6-2, 214, Fr.)
CB	4	Dez Malone (6-0, 203, Sr. ^) OR
	23	Eli Bowen (5-9, 187, Fr.)
	19	Jacobe Johnson (6-2, 202, So.)

SPECIALISTS

K	34	Zach Schmit (5-10, 194, R-Sr.) OR	KR	2	Billy Bowman Jr. (5-10, 194, Sr.) OR	H	36	Josh Plaster (6-0, 185, R-Sr. ^)
	98	Tyler Keltner (5-11, 180, R-Sr. ^)		6	Deion Burks (5-9, 194, R-Jr.) OR		48	Luke Elzinga (6-4, 223, R-Sr. ^)
	35	Liam Evans (5-7, 180, Fr.)		20	Sam Franklin (5-10, 199, R-Jr.)		9	Michael Hawkins Jr. (6-1, 196, Fr.)
	36	Josh Plaster (6-0, 185, R-Sr. ^)		PR	22	Peyton Bowen (6-0, 199, So.)	LS	50
P	48	Luke Elzinga (6-4, 223, R-Sr. ^)	2		Billy Bowman Jr. (5-10, 194, Sr.)	58		Ethan Lane (5-11, 230, R-Sr.)
	31	Ashton Logan (6-2, 217, R-So.)	4		Dez Malone (6-0, 203, Sr. ^)			
	36	Josh Plaster (6-0, 185, R-Sr. ^)						
KO	34	Zach Schmit (5-10, 194, R-Sr.)						
	98	Tyler Keltner (5-11, 180, R-Sr. ^)						
	35	Liam Evans (5-7, 180, Fr.)						

^ Indicates "super senior"
(was also a senior in 2023)

PLAYERS TO WATCH

OFFENSE

<p>QB • JACKSON ARNOLD (6-1, 210, So., Denton, Texas) 11</p> <ul style="list-style-type: none"> ▶ Started Alamo Bowl last season and first four games of 2024. ▶ Has completed 61% of his passes this season (12 TDs and 3 INT). ▶ Ranks 3rd on team with 238 rushing yards and has 3 rush TDs (also 1 receiving). ▶ 2022-23 Gatorade National Player of the Year at Denton Guyer High School.
<p>QB • MICHAEL HAWKINS JR. (6-1, 196, Fr., Dallas, Texas) 9</p> <ul style="list-style-type: none"> ▶ Entered Tennessee game late in first half and started next 3 games. ▶ At Auburn, became first OU true frosh QB to win on the road in first career start. ▶ Has completed 48 of 77 passes (62%) for 536 yards, 1 TD and 2 INTs on season. ▶ 4-star recruit who was rated as country's No. 3 dual-threat QB by Rivals.
<p>RB • JOVANTAE BARNES (6-0, 207, Jr., Las Vegas, Nev.) 2</p> <ul style="list-style-type: none"> ▶ Leads team with 122 carries and 577 rush yards (5 TDs) and has 17 catches (1 TD). ▶ Had career highs of 203 rushing yards, 3 rushing TDs in his last game vs. Maine. ▶ Played in 11 games as a freshman in 2022 and rushed for 519 yards (4.5 per carry) and 5 TDs (started vs. Florida State in Cheez-It Bowl and ran 27 times for 108 yards).
<p>TE • BAUER SHARP (6-4, 243, R-Jr., Dothan, Ala.) 10</p> <ul style="list-style-type: none"> ▶ Has started all 10 games this year (team highs of 34 catches, 299 yards; 2 TDs). ▶ Transfer from Southeastern Louisiana (40 catches for 366 yards and 4 TDs there). ▶ Also rushed 35 times for 216 yards and 5 TDs in his 2 years at SE Louisiana. ▶ Began collegiate career as a quarterback and switched to TE in spring 2022.
<p>TE • JAKE ROBERTS (6-4, 253, Sr. ^, Norman, Okla.) 87</p> <ul style="list-style-type: none"> ▶ Has started 4 games and has 9 catches for 92 yards and 1 touchdown. ▶ Played 2023 season at Baylor (3 starts in 12 games; 23 catches/231 yards/1 TD). ▶ Spent first 3 years at North Texas under head coach Seth Littrell, who is OU's first-year offensive coordinator (22 starts in 37 games; 43 catches/541 yards/3 TDs).
<p>WR • DEION BURKS (5-9, 194, R-Jr., Inkster, Mich.) 6</p> <ul style="list-style-type: none"> ▶ Has 31 catches, a school record for the first 5 games of an OU career. ▶ Missed 5 straight games due to injury before returning last game at Missouri. ▶ All 3 of his TD catches this year came in first half of season opener vs. Temple. ▶ Started all 12 games last year at Purdue; had 629 yards on 47 catches (7 TDs).
<p>WR • BRENN THOMPSON (5-9, 168, Jr., Spearman, Texas) 15</p> <ul style="list-style-type: none"> ▶ Has started all 10 games this season (first starts of career). ▶ Has 18 catches for 211 yards and 2 TDs (vs. Houston and South Carolina). ▶ Played in 6 games at OU last year (7 catches for 241 yards and 2 TD; 34.4 ypc). ▶ Transferred from Texas where he played in 9 games in 2022 as a frosh (1 catch).
<p>OL • MICHAEL TARQUIN (6-6, 313, R-Sr. ^, Ocala, Fla.) 70</p> <ul style="list-style-type: none"> ▶ Has started 7 of 10 games (4 at right tackle and 3 at left tackle; missed last 2). ▶ Played at USC during 2023 season (8 starts at right tackle in his 11 games). ▶ Spent 2019-22 seasons at Florida (10 starts in his 34 contests). ▶ Rated by ESPN as nation's No. 173 overall prospect as a high school senior.
<p>OL • HEATH OZAETA (6-5, 316, R-Fr., Snoqualmie, Wash.) 77</p> <ul style="list-style-type: none"> ▶ His lone 5 career starts (at LG) have come over last 7 games (each of last 4). ▶ Has played in 9 of 10 games this year (DNP vs. Houston) and in 2023 opener. ▶ A 4-star prospect out of high school by On3. ▶ Chose OU over Stanford, UCLA and Utah, among others.
<p>C • TROY EVERETT (6-3, 310, R-Jr., Roanoke, Va.) 52</p> <ul style="list-style-type: none"> ▶ Missed first 5 games due to injury but has played in last 5 (started last 4 at center). ▶ Played in 9 games last year (4 starts at left guard) in his first year with OU. ▶ Transferred from Appalachian State where he started 6 games at center in 2022. ▶ A 2022 second-team freshman All-American by The Athletic.
<p>OL • FEBECHI NWAIWU (6-4, 339, R-Jr., Coppell, Texas) 54</p> <ul style="list-style-type: none"> ▶ Has started all 10 games at right guard. ▶ Transfer from North Texas where he played in 24 games and made 19 starts. ▶ Started 7 of his 10 games in 2023 at UNT (2 at right tackle and 5 at right guard). ▶ A 2nd-team freshman All-American and C-USA All-Frosh Team member in 2022.
<p>OL • JAKE TAYLOR (6-6, 301, R-So., Las Vegas, Nev.) 76</p> <ul style="list-style-type: none"> ▶ Lone 4 career starts have come this season; has missed 6 games this year (injury). ▶ Played in 4 games last season in a backup role and redshirted. ▶ Saw action in 8 games in 2022 as a true freshman at right guard. ▶ A consensus 4-star recruit out of high school; top player in Nevada by On3.
<p>K • ZACH SCHMIT (5-10, 194, R-Sr., Oklahoma City, Okla.) 34</p> <ul style="list-style-type: none"> ▶ Has served as team's primary placekicker in 6 of last 7 games (each of last 4). ▶ Has made all 7 of his FG attempts and all 12 PAT tries this season. ▶ Was OU's placekicker last 2 years (is 35-47 in career on FGs, 136-136 on PATs). ▶ A 2024 semifinalist for William V. Campbell Trophy (the "Academic Heisman").

DEFENSE

<p>DE • ETHAN DOWNS (6-4, 263, Sr., Weatherford, Okla.) 40</p> <ul style="list-style-type: none"> ▶ Fourth-year Sooner who has started all 34 of his games since beginning of 2022. ▶ Two-time second-team All-Big 12 selection (2022 and '23). ▶ OU's active leader in sacks (11.5); second with 28.0 tackles for loss. ▶ Led Sooners and ranked 4th in Big 12 in 2022 with 13.5 TFLs.
<p>DT • GRACEN HALTON (6-2, 285, Jr., San Diego, Calif.) 56</p> <ul style="list-style-type: none"> ▶ Lone career starts have come this season vs. Tulane and South Carolina. ▶ Named SEC D-Lineman of the Week vs. Houston (2.0 TFLs, 1.0 sack and safety). ▶ Entered 2024 with 4.5 career TFLs and 0 sacks but has 5.0 and 4.0 this season. ▶ Consensus 4 star-recruit; totaled 21 tackles in 21 games last 2 seasons for OU.
<p>NT • DAMONIC WILLIAMS (6-1, 312, Jr., Torrance, Calif.) 52</p> <ul style="list-style-type: none"> ▶ Has started all 10 games; has logged 26 tackles, 4.0 TFLs, 1.0 sack, 2 QB hurries. ▶ Transferred from TCU in summer after 2 seasons and 27 starts there. ▶ Totaled 9.5 tackles for loss and 4.5 sacks for Horned Frogs over 2022 and '23. ▶ 2022 true freshman All-American (247Sports) when TCU played for national title.
<p>DE • R MASON THOMAS (6-2, 243, Jr., Fort Lauderdale, Fla.) 32</p> <ul style="list-style-type: none"> ▶ Tied for 22nd nationally with 7.0 sacks; also has team-high 9.0 TFLs, 8 QB hurries. ▶ Had 3.0 sacks, forced fumble and recovery, a PBU and QB hurry vs. Tulane to earn Bronko Nagurski National Defensive Player of the Week honors. ▶ First Sooner w/ at least 5.5 sacks over 3-game span since 2015 (Charles Tapper).
<p>MLB • DANNY STUTSMAN (6-4, 243, Sr., Windermere, Fla.) 28</p> <ul style="list-style-type: none"> ▶ Midseason first-team All-American (AP, The Athletic, Senior Bowl). ▶ 2023 All-American (Walter Camp [second team]; AP [third team]). ▶ Leads team and ranks 2nd in SEC with 96 tackles (9.6 per game). ▶ OU's active leader with 35.5 TFLs; also has 8.0 sacks and 3 interceptions (1 TD).
<p>WLB • KIP LEWIS (6-1, 215, R-So., Carthage, Texas) 10</p> <ul style="list-style-type: none"> ▶ Started last games of 2023 and 9 of 10 in 2024 (has 50 tackles this season). ▶ Fourth-quarter pick-6 at Auburn with 4:06 left put OU ahead for good (also had 5 tackles [1 for loss] and was named SEC Defensive Player of the Week). ▶ 2023 honorable mention All-Big 12 pick; ranked 2nd on team with 66 tackles.
<p>CHEETAH • SAMMY OMOSIGHO (6-2, 229, So., Heartland, Texas) 24</p> <ul style="list-style-type: none"> ▶ Ranks 5th on team with 27 tackles (has 4.5 TFLs and 2 QB hurries). ▶ Made first career starts in games at Auburn and vs. Texas. ▶ Played in 10 games last season and logged 7 tackles. ▶ Consensus 4-star recruit and top-200 national prospect.
<p>CB • KANI WALKER (6-2, 206, R-Jr., Suwanee, Ga.) 26</p> <ul style="list-style-type: none"> ▶ Started first 8 games; has 23 tackles, 1 TFL, 1 INT (10 yds) and team-high 6 PBUs. ▶ Started 3 of his 10 games last year; 24 tackles, 1 INT, 1 forced fumble/recovery. ▶ Saw limited time in his 6 games in 2022. ▶ Played in 4 games at Louisville as a true frosh in 2021 but did not register a stat.
<p>CB • ELI BOWEN (5-9, 187, Fr., Corinth, Texas) 23</p> <ul style="list-style-type: none"> ▶ Did not play until third game of season and has started last 5 contests. ▶ Has 20 tackles, (1 for loss) and ranks 2nd on team with 3 pass breakups. ▶ Led team with 8 tackles vs. Texas in first career start and had 3 vs. South Carolina. ▶ Brother of fellow OU defensive back and former five-star recruit Peyton Bowen.
<p>DB • WOODI WASHINGTON (5-11, 191, R-Sr. ^, Murfreesboro, Tenn.) 5</p> <ul style="list-style-type: none"> ▶ The only sixth-year Sooner on the roster. ▶ Has started 4 of his 9 games; has 19 tackles (6 each vs. Houston and Auburn). ▶ Has started 41 career games including 33 of his last 38. ▶ OU's active leader with 19 pass breakups and is second with 5 interceptions.
<p>SS • BILLY BOWMAN JR. (5-10, 194, Sr., Denton, Texas) 2</p> <ul style="list-style-type: none"> ▶ Ranks 6th nationally among active players with 11 career INTs (2 this season). ▶ AP preseason second-team All-American and preseason first-team All-SEC pick. ▶ Earned first-team All-America honors from CBS Sports/247 Sports in 2023. ▶ Led nation and set OU records with 3 pick-sixes and 238 INT return yards in 2023.
<p>FS • ROBERT SPEARS-JENNINGS (6-1, 219, Jr., Broken Arrow, Okla.) 3</p> <ul style="list-style-type: none"> ▶ Has started last 8 games and has 46 tackles in those 8 (13 vs. Tennessee). ▶ Ranks second on team with 55 tackles; has 4.0 TFLs, 2.5 sacks, INT, 4 FF, 2 FR. ▶ Played in 12 games last year (2 starts) and had 38 tackles (1.0 TFL) and a PBU. ▶ Consensus 4-star recruit and top-10 player in Oklahoma as a high school senior.
<p>P • LUKE ELZINGA (6-4, 223, R-Sr. ^, Grand Rapids, Mich.) 48</p> <ul style="list-style-type: none"> ▶ Averaging 45.7 yards (9th nationally) per punt (long of 63; 16 50+; 18 inside 20). ▶ Took over full-time punting responsibilities midway through last season. ▶ Transfer from Central Michigan where he was primary punter for 3 seasons. ▶ A 3-time All-Mid-American Conference pick and 3-time all-academic performer.

No.	Player	Pos.	Ht.	Wt.	Yr.	Hometown (Previous School)
34	Adepoju Adebawore*	DL	6-4	253	So.	Kansas City, Mo. (North Kansas City HS)
72	Josh Aisosa	OL	6-3	320	Fr.	Edmond, Okla. (Santa Fe HS)
75	Daniel Akinkunmi	OL	6-6	323	Fr.	East London, England (NFL Academy)
57	Gunnar Allen	OL	6-0	294	R-So.	Aledo, Texas (Aledo HS)
50	Ben Anderson*	LS	6-5	235	R-So.	Charlotte, N.C. (Charlotte Latin School)
4	Nic Anderson*	WR	6-4	216	R-So.	Katy, Texas (Katy HS)
5	Andrel Anthony*	WR	6-1	186	Sr.	Lansing, Mich. (University of Michigan)
11	Jackson Arnold*	QB	6-1	210	So.	Denton, Texas (Guyer HS)
94	Mari Atchison	DL	6-2	269	Fr.	Tulsa, Okla. (NOAH Homeschool)
73	Isaiah Atry-Dent	OL	6-6	304	Fr.	Fulton, Miss. (Itawamba Agricultural HS)
2	Jovantae Barnes**	RB	6-0	207	Jr.	Las Vegas, Nev. (Desert Pines HS)
25	Andy Bass	RB	5-11	206	Fr.	Oklahoma City, Okla. (Heritage Hall HS)
64	Joshua Bates	OL	6-3	309	R-Fr.	Durango, Colo. (Durango HS)
25	Michael Boganowski	DB	6-2	214	Fr.	Junction City, Kan. (Junction City HS)
23	Eli Bowen	DB	5-9	187	Fr.	Corinth, Texas (Guyer HS)
22	Peyton Bowen*	DB	6-0	199	So.	Corinth, Texas (Guyer HS)
2	Billy Bowman Jr.***	DB	5-10	194	Sr.	Denton, Texas (Ryan HS)
56	Eugene Brooks	OL	6-3	336	Fr.	Las Vegas, Nev. (Sierra Canyon [Calif.] HS)
58	Spencer Brown	OL	6-6	330	R-Sr. ^	Detroit, Mich. (Michigan State University)
85	Trey Brown	WR	5-9	180	R-Fr.	Nashville, Tenn. (Christ Presbyterian Academy)
6	Deion Burks	WR	5-9	194	R-Jr.	Inkster, Mich. (Purdue University)
29	Casen Calmus	DB	5-10	201	R-Fr.	Brentwood, Tenn. (Brentwood Academy)
97	Kyle Carlson	LB	6-3	185	R-Fr.	Dallas, Texas (Highland Park HS)
82	Ivan Carreon	WR	6-6	223	Fr.	Odessa, Texas (Odessa HS)
20	Lewis Carter*	LB	6-0	224	So.	Tampa, Fla. (Tampa Catholic HS)
28	KJ Daniels	WR	5-9	161	Fr.	Franklinton, La. (Bowling Green School)
15	Kendel Dolby*	DL	5-11	190	Sr.	Springfield, Ohio (Northeastern Oklahoma A&M)
40	Ethan Downs***	DB	6-4	263	Sr.	Weatherford, Okla. (Weatherford HS)
48	Luke Elzinga*	P	6-4	223	R-Sr. ^	Grand Rapids, Mich. (Central Michigan Univ.)
35	Liam Evans	K	5-7	180	Fr.	Moore, Okla. (Moore HS)
52	Troy Everett*	OL	6-3	310	R-Jr.	Roanoke, Va. (Appalachian State University)
3	Jalil Farooq***	WR	6-1	208	Sr.	Lanham, Md. (Dr. Henry A. Wise Jr. HS)
45	Hampton Fay	TE	6-5	241	R-Jr.	Fort Worth, Texas (Michigan State Univ.)
30	Trace Ford*	DL	6-2	252	R-Sr. ^	Edmond, Okla. (Oklahoma State University)
20	Sam Franklin	RB	5-10	199	R-Jr.	Little Rock, Ark. (Univ. of Tennessee-Martin)
31	Cale Fugate	DB	5-10	184	R-Fr.	Tulsa, Okla. (Bixby HS)
1	Jayden Gibson**	WR	6-5	197	Jr.	Winter Garden, Fla. (West Orange HS)
42	Wyatt Gilmore	DL	6-4	250	Fr.	Rogers, Minn. (Rogers HS)
56	Gracen Halton**	DL	6-2	285	Jr.	San Diego, Calif. (St. Augustine HS)
14	Jaydan Hardy	DB	5-10	185	Fr.	Lewisville, Texas (Lewisville HS)
66	Geirean Hatchett	OL	6-5	318	R-Sr.	Ferndale, Wash. (University of Washington)
9	Michael Hawkins Jr.	QB	6-1	196	Fr.	Dallas, Texas (Emerson HS)
17	Taylor Heim	LB	6-6	216	R-Fr.	Yukon, Okla. (Bethany HS)
38	Owen Heinecke*	LB	6-2	225	R-So.	Tulsa, Okla. (Ohio State University)
91	Drew Heinig	DL	6-5	294	R-Fr.	Jenks, Okla. (Glenpool HS)
18	Kaden Helms*	TE	6-5	238	R-So.	Bellevue, Neb. (Bellevue West HS)
13	J.J. Hester*	WR	6-4	203	R-Sr.	Tulsa, Okla. (University of Missouri)
51	Branson Hickman	OL	6-2	291	R-Sr.	McKinney, Texas (SMU)
0	Kalib Hicks	RB	5-11	209	R-Fr.	Denton, Texas (Ryan HS)
93	Ace Hodges	DL	6-1	298	Fr.	Oklahoma City, Okla. (Casady School)
71	Logan Howland	OL	6-6	309	R-Fr.	Westfield, N.J. (The Hun School of Princeton)
65	Jayden Jackson	DL	6-2	312	Fr.	Indianapolis, Ind. (IMG Academy [Fla.])
19	Jacobe Johnson*	DB	6-2	202	So.	Mustang, Okla. (Mustang HS)
41	Emmett Jones III	DB	6-0	180	R-Fr.	Lancaster, Texas (Lubbock-Cooper HS)
12	Devon Jordan	DB	5-11	187	Fr.	Tulsa, Okla. (Union HS)
88	Jacob Jordan	WR	5-9	186	Fr.	Southlake, Texas (Carroll Senior HS)
7	Jaren Kanak**	LB	6-2	232	Jr.	Hays, Kan. (Hays HS)
7	Zion Kearney	WR	6-1	206	Fr.	Fresno, Texas (Hightower HS)
98	Tyler Keltner	K	5-11	180	R-Sr. ^	Tallahassee, Fla. (Florida State University)
65	Ty Kubicek	OL	6-2	290	R-Fr.	Sacramento, Calif. (Capital Christian HS)
80	Bergin Kysar	DL	6-3	250	Fr.	Edmond, Okla. (Santa Fe HS)
58	Ethan Lane	LS	5-11	230	R-Sr.	Dallas, Texas (Jesus College Prep. School of Dallas)
10	Kip Lewis**	LB	6-1	215	R-So.	Carthage, Texas (Carthage HS)
31	Ashton Logan	P	6-2	217	R-So.	Anaheim Hills, Calif. (University of Colorado)
48	Jocelyn Malaska	DB	6-1	188	R-So.	Bethany, Okla. (University of Utah)
4	Dez Malone	DB	6-0	203	Sr. ^	Fresno, Calif. (San Diego State University)
18	Erik McCarty	DB	6-1	186	R-Fr.	McAlester, Okla. (McAlester HS)
74	Evan McClure	OL	6-4	273	Fr.	Bixby, Okla. (Bixby HS)
1	Dasan McCullough*	LB	6-5	235	Jr.	Bloomington, Ind. (Indiana University)
86	Kade McIntyre	TE	6-3	227	R-Fr.	Fremont, Neb. (Archbishop Bergan HS)
11	Kobie McKinzie*	LB	6-2	242	R-So.	Lubbock, Texas (Lubbock-Cooper HS)
22	Chapman McKown	RB	5-5	171	R-Fr.	Norman, Okla. (Norman North HS)
23	Emeka Megwa	RB	6-0	213	R-Jr.	Fort Worth, Texas (University of Washington)
83	Major Melson*	WR	5-10	188	R-Sr.	Mansfield, Texas (Legacy HS)
89	Eli Merck	WR	6-0	203	R-Fr.	Norris, S.C. (D.W. Daniel HS)
36	Preston Mickens	DB	5-10	199	Fr.	Southlake, Texas (Carroll Senior HS)
84	Davon Mitchell	TE	6-3	259	Fr.	York, Ala. (Los Alamitos [Calif.] HS)

No.	Player	Pos.	Ht.	Wt.	Yr.	Hometown (Previous School)
47	James Nesta	LB	6-3	220	Fr.	Huntersville, N.C. (William Amos Hough HS)
21	Jeremiah Newcombe	DB	5-9	181	Fr.	Gilbert, Ariz. (Casteel HS)
46	Dax Noles	DB	6-0	194	Fr.	Norman, Okla. (Norman HS)
54	Febechi Nwaiwu	OL	6-4	339	R-Jr.	Coppell, Texas (University of North Texas)
16	Danny Okoye	DL	6-3	245	Fr.	Tulsa, Okla. (NOAH Homeschool)
24	Sammy Omosigho*	LB	6-2	229	So.	Heartland, Texas (Crandall HS)
37	Devon Owen	DB	6-0	206	Fr.	Argyle, Texas (Argyle HS)
77	Heath Ozaeta	OL	6-5	316	R-Fr.	Snoqualmie, Wash. (Mount Si HS)
45	Mykel Patterson-McDonald	DB	5-10	176	Fr.	Moore, Okla. (Westmoore HS)
17	Jaquaize Pettaway*	WR	5-10	194	So.	Houston, Texas (Langham Creek HS)
33	Phil Picciotti	LB	6-3	245	R-Fr.	Perkasie, Pa. (IMG Academy [Fla.])
55	Eddy Pierre-Louis	OL	6-3	304	Fr.	Tampa, Fla. (Tampa Catholic HS)
36	Josh Plaster*	K/P	6-0	185	R-Sr. ^	Flower Mound, Texas (Arizona State Univ.)
13	Reggie Powers III	DB	5-11	211	Fr.	Centerville, Ohio (Centerville HS)
81	Zion Ragins	WR	5-8	150	Fr.	Macon, Ga. (Jones County HS)
87	Jake Roberts	TE	6-4	253	Sr. ^	Norman, Okla. (Baylor University)
21	Xavier Robinson	RB	6-0	226	Fr.	Yukon, Okla. (Carl Albert HS)
54	David Rowaiye	DL	6-4	310	R-So.	Oklahoma City, Okla. (Univ. of New Mexico)
27	Jayden Rowe	DB	6-2	221	R-So.	Tulsa, Okla. (Union HS)
55	Ashton Sanders	DL	6-1	297	R-Fr.	Pasadena, Calif. (Cathedral HS)
29	Gabe Sawchuk	RB	5-10	192	Fr.	Littleton, Colo. (Valor Christian HS)
27	Gavin Sawchuk*	RB	5-11	197	R-So.	Littleton, Colo. (Valor Christian HS)
34	Zach Schmit**	K/P	5-10	194	R-Sr.	Oklahoma City, Okla. (Bishop McGuinness HS)
39	Peter Schuh	DB	5-8	182	R-So.	Montvale, N.J. (St. Joseph Regional HS)
96	Davon Sears	DL	6-2	297	R-Sr. ^	Detroit, Mich. (Texas State University)
76	Jacob Sexton**	OL	6-6	323	Jr.	Edmond, Okla. (Deer Creek HS)
10	Bauer Sharp	TE	6-4	243	R-Jr.	Dothan, Ala. (Southeastern Louisiana Univ.)
6	Nigel Smith II	DL	6-4	269	Fr.	Melissa, Texas (Melissa HS)
35	Jake Snyder	DB	5-8	178	R-Fr.	Bixby, Okla. (Bixby HS)
3	Robert Spears-Jennings**	DB	6-1	219	Jr.	Broken Arrow, Okla. (Broken Arrow HS)
0	David Stone	DL	6-3	295	Fr.	Del City, Okla. (IMG Academy [Fla.])
99	Markus Strong	DL	6-3	299	R-Fr.	Raiford, Fla. (Union County HS)
28	Danny Stutsman***	LB	6-4	243	Sr.	Windermere, Fla. (Foundation Academy)
70	Michael Tarquin	OL	6-6	313	R-Sr. ^	Ocala, Fla. (USC)
8	Taylor Tatum	RB	5-10	206	Fr.	Longview, Texas (Longview HS)
79	Jake Taylor*	OL	6-6	301	R-So.	Las Vegas, Nev. (Bishop Gorman HS)
95	DaJon Terry*	DL	6-3	330	R-Sr. ^	Meridian, Miss. (University of Tennessee)
32	R Mason Thomas**	DL	6-2	243	Jr.	Fort Lauderdale, Fla. (Cardinal Gibbons HS)
15	Brenen Thompson*	WR	5-9	168	Jr.	Spearman, Texas (University of Texas)
16	Casey Thompson	QB	6-0	200	R-Sr. ^	Oklahoma City, Okla. (Florida Atlantic Univ.)
8	Makari Vickers*	DB	6-1	187	So.	Quincy, Fla. (Munroe HS)
26	Kani Walker**	DB	6-2	206	R-Jr.	Suwanee, Ga. (University of Louisville)
14	Steele Wasel	QB	6-3	228	R-Fr.	Choctaw, Okla. (University of Akron)
5	Woodi Washington****	DB	5-11	191	R-Sr. ^	Murfreesboro, Tenn. (Oakland HS)
44	Taylor Wein	DL	6-4	265	R-Fr.	Brentwood, Tenn. (Nolensville HS)
61	Kenneth Werymy	OL	6-5	304	R-Fr.	Cache, Okla. (Cache HS)
52	Damonic Williams	DL	6-1	312	Jr.	Torrance, Calif. (TCU)
9	Gentry Williams**	DB	6-0	187	Jr.	Tulsa, Okla. (Booker T. Washington HS)
90	Caiden Woullard	DL	6-4	264	Sr.	Massillon, Ohio (Miami [OH] University)
12	Brendan Zurbrugg	QB	6-2	207	Fr.	Alliance, Ohio (Alliance HS)

COACHING STAFF

Brent Venables	Head Coach
Zac Alley	Co-Defensive Coordinator/Linebackers
Todd Bates	Associate Head Coach/Co-Def. Coord./Run Defense/Defensive Tackles
Bill Bedenbaugh (BEE-din-bo)	Offensive Line
Miguel Chavis (CHAY-viss)	Defensive Ends
Joe Jon Finley	Co-Offensive Coordinator/Tight Ends
Brandon Hall	Safeties
Kevin Johns	Co-Offensive Coordinator/Quarterbacks
Emmett Jones	Passing Game Coordinator/Wide Receivers
DeMarco Murray	Running Backs
Jay Valai (vuh-LIE)	Assistant Head Coach for Defense/Co-Defensive Coordinator/Pass Defense/Cornerbacks and Nickelbacks

* Indicates number of letters earned at Oklahoma
 ^ Indicates "super senior" (was also a senior in 2023)
 Last updated Oct. 21, 2024; Weights as of Aug. 20, 2024

#15 WR BRENN THOMPSON (*AT TEXAS)

YEAR	G-GS	REC	YDS	AVG	TD	LONG
2022*	9-0	1	32	32.0	0	32
2023	6-0	7	241	34.4	2	63
2024	10-9	18	211	11.7	2	54
Career	25-9	26	484	18.6	4	63

CAREER HIGHS

Rec:	4 vs. Temple (8/30/24)
Yards:	83 vs. Arizona (12/28/23)
TDs:	1 (4x) MR: vs. South Carolina (10/19/24)

#16 QB CASEY THOMPSON (-AT TEXAS; *AT NEBRASKA; *AT FAU)

YEAR	G-GS	C-A	PCT	YDS	AVG/G	TD	INT	LG
2018-								REDSHIRTED — DID NOT PLAY
2019-	4-0	8-12	66.7	84	21.0	0	0	37
2020-	3-0	12-17	70.6	225	75.0	6	0	73
2021-	12-10	165-261	63.2	2,113	176.1	24	9	75
2022*	12-10	173-274	63.1	2,407	200.6	17	10	87
2023*	3-3	50-79	63.3	509	169.7	5	5	72
Career	34-23	408-643	63.5	5,338	157.0	52	24	75

YEAR	RUSH	YDS	AVG	TD	LG
2018-					
2019-	7	15	2.1	1	9
2020-	8	31	3.9	0	22
2021-	55	157	2.9	4	41
2022*	56	-21	-0.4	5	31
2023*	10	2	0.2	0	14
Career	136	184	1.4	10	41

CAREER HIGHS

Comp:	*30 vs. Kansas (11/13/21)
Att:	*43 vs. Kansas (11/13/21)
Pass Yds:	*388 vs. Oklahoma (10/9/21)
Pass TDs:	-5 vs. Monmouth (9/2/23)
Rush:	*11 vs. Wisconsin (11/19/22)
Rush Yds:	*44 at Arkansas (9/11/21)
Rush TDs:	*3 vs. Georgia Southern (9/10/22)

#8 DB MAKARI VICKERS

YEAR	G-GS	UT	AT TOT	TFL	SACKS	INT	FF	FR	PB	QBH
2023	8-0	4	4	8	0.0-0	0.0-0	0-0	0	0	1
2024	4-0	1	0	1	0.0-0	0.0-0	0-0	0	0	0
Career	12-0	5	4	9	0.0-0	0.0-0	0-0	0	0	1

CAREER HIGHS

Tackles:	2 (2x) MR: vs. Iowa State (9/30/23)
TFL:	N/A
Sacks:	N/A
INT:	N/A
PBU:	1 at Tulsa (9/16/23)

#26 DB KANI WALKER (*AT LOUISVILLE)

YEAR	G-GS	UT	AT TOT	TFL	SACKS	INT	FF	FR	PB	QBH
2021*	4-0	0	0	0	0.0-0	0.0-0	0-0	0	0	0
2022	6-0	2	1	3	1.5-1	0.0-0	0-0	0	0	0
2023	10-3	13	11	24	0.0-0	0.0-0	1-0	1	1	4
2024	10-9	17	6	23	1.0-1	0.0-0	1-0	0	0	6
Career	30-12	32	18	50	2.5-2	0.0-0	2-10	1	1	10

CAREER HIGHS

Tackles:	5 (3x) MR: vs. Tennessee (9/21/24)
TFL:	1.0 vs. Tennessee (9/21/24)
Sacks:	N/A
INT:	1 (2x) MR: vs. Temple (8/30/24)
PBU:	2 (2x) MR: vs. Tulane (9/14/24)

#5 DB WOODY WASHINGTON

YEAR	G-GS	UT	AT TOT	TFL	SACKS	INT	FF	FR	PB	QBH
2019	4-0	5	10	15	0.0-0	0.0-0	0-0	0	0	0
2020	10-5	32	13	45	0.0-0	0.0-0	2-0	0	0	4
2021	6-5	20	7	27	0.0-0	0.0-0	2-32	0	0	2
2022	13-13	42	25	67	1.0-1	0.0-0	1-0	1	0	6
2023	13-13	30	18	48	2.5-5	0.0-0	0-0	0	0	7
2024	9-4	9	10	19	0.0-0	0.0-0	0-0	0	0	0
Career	55-40	140	83	221	3.5-6	0.0-0	5-32	1	0	19

CAREER HIGHS

Tackles:	10 vs. LSU (12/28/19)
TFL:	1.0 (2x) MR: vs. Arizona (12/28/23)
Sacks:	N/A
INT:	2 at Okla. State (11/27/21)
PBU:	2 vs. TCU (11/24/23)

#52 DL DAMONIC WILLIAMS (*AT TCU)

YEAR	G-GS	UT	AT TOT	TFL	SACKS	INT	FF	FR	PB	QBH
2022*	15-15	12	15	27	4.5-14	1.5-8	0	1	0	0
2023*	12-12	14	19	33	5.0-23	3.0-20	0	0	0	2
2024	10-10	11	15	26	4.0-12	1.0-5	0	1	0	2
Career	37-37	37	49	86	13.5-49	5.5-33	0	2	0	4

CAREER HIGHS

Tackles:	*7 at Texas Tech (11/2/23)
TFL:	*1.5 (2x [1x]) MR: at Missouri (11/9/24)
Sacks:	1.0 (5x) MR: vs. Houston (9/7/24)
INT:	N/A
PBU:	N/A

#9 DB GENTRY WILLIAMS

YEAR	G-GS	UT	AT TOT	TFL	SACKS	INT	FF	FR	PB	QBH
2022	12-0	3	4	7	0.0-0	0.0-0	1-0	0	0	0
2023	10-10	21	9	30	4.0-17	0.0-0	3-13	0	1	0
2024	2-0	0	0	0	0.0-0	0.0-0	0-0	0	0	0
Career	24-10	24	13	37	4.0-17	0.0-0	4-13	0	1	0

CAREER HIGHS

Tackles:	7 vs. TCU (11/24/23)
TFL:	1.0 (4x) MR: vs. Iowa State (9/30/23)
Sacks:	N/A
INT:	1 (3x) MR: vs. Iowa State (9/30/23)
PBU:	1 vs. UCF (10/21/23)

#44 DL TAYLOR WEIN

YEAR	G-GS	UT	AT TOT	TFL	SACKS	INT	FF	FR	PB	QBH
2024	9-0	0	2	2	0.0-0	0.0-0	0-0	0	0	0
Career	9-0	0	2	2	0.0-0	0.0-0	0-0	0	0	0

CAREER HIGHS

Tackles:	2 vs. Maine (11/2/24)
TFL:	N/A
Sacks:	N/A
INT:	N/A
PBU:	N/A

#90 DL CAIDEN WOULLARD (*AT MIAMI [OH])

YEAR	G-GS	UT	AT TOT	TFL	SACKS	INT	FF	FR	PB	QBH
2021*	11-0	2	3	5	0.5-3	0.5-3	0-0	0	0	1
2022*	13-12	14	15	29	5.0-37	4.0-31	0-0	1	0	3
2023*	14-14	19	22	41	12.0-66	9.5-58	0-0	2	0	1
2024	10-1	4	9	13	2.5-6	1.5-4	0-0	0	0	1
Career	48-27	39	49	87	20.0-112	15.5-96	0-0	3	0	6

CAREER HIGHS

Tackles:	*7 at Western Michigan (10/14/23)
TFL:	*2.0 (2x) MR at W. Michigan (10/14/23)
Sacks:	*2.0 (2x) MR at W. Michigan (10/14/23)
INT:	N/A
PBU:	*1 (5x* [1x]) MR: at Auburn (9/28/24)

THE LAST TIME...

INDIVIDUAL

Rushed 30 times

OU: 37, Samaje Perine vs. Oklahoma State (12/3/16)
Opp.: 33, Ollie Gordon, Oklahoma State (11/4/23)

Rushed 40 times

OU: 55, Steve Owens at Oklahoma State (11/29/69)
Opp.: 40, Ricky Williams, Texas (10/11/97)

Rushed 50 times

OU: 55, Steve Owens at Oklahoma State (11/29/69)
Opp.: Has not happened since at least 1996

Rushed for 100 yards

OU: 203, Jovantae Barnes vs. Maine (11/2/24)
Opp.: 118, Quintrevion Wisner, Texas (10/12/24)

Quarterback rushed for 100 yards

OU: 113, Dillon Gabriel vs. Texas (10/7/23)
Opp.: 119, Garrett Greene, West Virginia (11/12/22)

Rushed for 200 yards

OU: 203, Jovantae Barnes vs. Maine (11/2/24)
Opp.: 252, Pooka Williams, Kansas (11/17/18)

Rushed for 300 yards

OU: 427, Samaje Perine vs. Kansas (11/22/14)
Opp.: 331, Justin Crawford, West Virginia (11/19/16)

Rushed for 400 yards

OU: 427, Samaje Perine vs. Kansas (11/22/14)
Opp.: Never

Two 100-yard rushers

OU: 108, Jovantae Barnes and 100, Gavin Sawchuk vs. Florida State (12/29/22)
Opp.: 136, Kendre Miller and 116, Max Duggan, TCU (10/1/22)

Three 100-yard rushers

OU: 146, Trevor Knight, 144, Alex Ross & 110, Samaje Perine at Iowa State (11/1/14)
Opp.: Never

Had a 70-yard run from scrimmage

OU: 74, Jovantae Barnes vs. Maine (11/2/24)
Opp.: 75, Sony Michel, Georgia (1/1/18)

Had an 80-yard run from scrimmage

OU: 86, Kennedy Brooks vs. Kansas State (10/27/18)
Opp.: 81, D'Onta Foreman, Texas (10/10/15)

Had a 90-yard run from scrimmage

OU: 99, Abdul Adams at Baylor (9/23/17)
Opp.: 99, Eric Vann, Kansas (10/4/97)

Rushed for three touchdowns

OU: 3, Jovantae Barnes vs. Maine (11/2/24)
Opp.: 4, Adrian Martinez, Kansas State (9/24/22)

Rushed for four touchdowns

OU: 4, Rodney Anderson vs. West Virginia (11/25/17)
Opp.: 4, Adrian Martinez, Kansas State (9/24/22)

Rushed for five touchdowns

OU: 5, Samaje Perine vs. Kansas (11/22/14)
Opp.: Never

Rushed for six touchdowns

OU: 6, Quentin Griffin vs. Texas (10/7/00)
Opp.: Never

Passed for 300 yards

OU: 361, Jackson Arnold vs. Arizona (12/28/23)
Opp.: 311, Jaxson Dart, Ole Miss (10/26/24)

Passed for 400 yards

OU: 400, Dillon Gabriel vs. TCU (11/24/23)
Opp.: 418, Jordan Travis, Florida State (12/29/22)

Passed for 500 yards

OU: 598, Baker Mayfield at Oklahoma State (11/4/17)
Opp.: 539, Will Grier, West Virginia (11/23/18)

Attempted 40 passes

OU: 45, Jackson Arnold vs. Arizona (12/28/23)
Opp.: 58, Josh Hoover, TCU (11/24/23)

Attempted 50 passes

OU: 71, Landry Jones vs. Oklahoma State (11/24/12)
Opp.: 58, Josh Hoover, TCU (11/24/23)

Attempted 60 passes

OU: 71, Landry Jones vs. Oklahoma State (11/24/12)
Opp.: 67, Spencer Sanders, Oklahoma State (11/19/22)

Threw three touchdown passes

OU: 4, Jackson Arnold vs. Temple (8/30/24)
Opp.: 3, Drew Pyne, Missouri (11/9/24)

Threw four touchdown passes

OU: 4, Jackson Arnold vs. Temple (8/30/24)
Opp.: 4, Josh Hoover, TCU (11/24/23)

Threw five touchdown passes

OU: 5, Dillon Gabriel vs. West Virginia (11/11/23)
Opp.: 5, Casey Thompson, Texas (10/9/21)

Threw six touchdown passes

OU: 6, Dillon Gabriel at Texas Tech (11/26/22)
Opp.: 7, Joe Burrow, LSU (12/28/19)

Non-quarterback touchdown pass

OU: 18 yards, Taylor Tatum to Jackson Arnold at Missouri (11/9/24)
Opp.: 9 yards, Pooka Williams to Jeremiah Booker, Kansas (11/17/18)

Caught 10 passes

OU: 12, Drake Stoops vs. TCU (11/24/23)
Opp.: 10, Tetairoa McMillan, Arizona (12/28/23)

Had 100 yards receiving

OU: 112, J.J. Hester vs. Maine (11/2/24)
Opp.: 160, Tetairoa McMillan; 152, Jacob Cowing, Arizona (12/28/23)

Two 100-yard receivers

OU: 164, Drake Stoops; 119, Nic Anderson vs. West Virginia (11/11/23)
Opp.: 160, Tetairoa McMillan; 152, Jacob Cowing, Arizona (12/28/23)

Three 100-yard receivers

OU: 126, Jalil Farooq; 120, Nic Anderson; 112, Andre Anthony at Tulsa (9/16/23)
Opp.: Has not happened since at least 1996

Had 150 yards receiving

OU: 164, Drake Stoops vs. West Virginia (11/11/23)
Opp.: 160, Tetairoa McMillan; 152, Jacob Cowing, Arizona (12/28/23)

Had 200 yards receiving

OU: 243, Marquise Brown at West Virginia (11/23/18)
Opp.: 202, Johnny Wilson, Florida State (12/29/22)

Had a 70-yard pass completion

OU: 90, Jackson Arnold to J.J. Hester vs. Maine (11/2/24)
Opp.: 86, John Rhys-Plumlee to Javon Baker, UCF (10/21/23)

Had an 80-yard pass completion

OU: 90, Jackson Arnold to J.J. Hester vs. Maine (11/2/24)
Opp.: 86, John Rhys-Plumlee to Javon Baker, UCF (10/21/23)

Had a 90-yard pass completion

OU: 90, Jackson Arnold to J.J. Hester vs. Maine (11/2/24)
Opp.: 90, Jake Waters to Tyler Lockett, Kansas State (11/23/13)

Caught two touchdown passes

OU: 3, Drake Stoops vs. West Virginia (11/11/23)
Opp.: 2, Theo Wease, Missouri (11/9/24)

Caught three touchdown passes

OU: 3, Deion Burks vs. Temple (8/30/24)
Opp.: 3, Quentin Johnston, TCU (10/16/21)

Caught four touchdown passes

OU: 4, Kenny Stills at West Virginia (11/17/12)
Opp.: 4, Justin Jefferson, LSU (12/28/19)

100-yard rusher and 100-yard receiver

OU: 203 (rush), Jovantae Barnes; 112 (rec.), J.J. Hester vs. Maine (11/2/24)
Opp.: 137 (rush), Ollie Gordon; 136 (rec.), Rashod Owens, Oklahoma State (11/4/23)

100-yard rusher and 100-yard receiver (same player)

OU: 151 (rush) and 139 (rec.) Rodney Anderson vs. TCU (11/11/17)
Opp.: Has not happened since at least 1996

150-yard rusher and 150-yard receiver

OU: 162 (rec.), Marvin Mims; 163 (rush) Eric Gray at Texas Tech (11/26/22)
Opp.: 161 (rush), Zack Langer, 189 (rec.), Keyarris Garrett, Tulsa (9/19/15)

200-yard rusher and 200-yard receiver

OU: 263 (rush), Joe Mixon, 202 (rec.), Dede Westbrook at Texas Tech (10/22/16)
Opp.: 344 (rush), Tavon Austin, 205 (rec.), Stedman Bailey, West Virginia (11/17/12)

100 yards receiving and 100 yards in kickoff returns (same player)

OU: 126 (rec.) and 105 (KR), Jalil Farooq at Tulsa (9/16/23)
Opp.: 278 (rec.) and 162 (KR), Tyler Lockett, Kansas State (11/23/13)

Returned a punt for a touchdown

OU: 82, Gavin Freeman vs. Arkansas State (9/2/23)
Opp.: 92, Tyreek Hill, Oklahoma State (12/6/14)

Returned a kickoff for a touchdown

OU: 97, Joe Mixon vs. Ohio State (9/17/16)
Opp.: 100, Brennan Presley, Oklahoma State (11/27/21)

Returned an interception for a touchdown

OU: 63, Kip Lewis at Auburn (9/28/24)
Opp.: 65, Nick Emmanwori, South Carolina (10/19/24)

Returned a fumble for a touchdown

OU: 43, Billy Bowman Jr. at Missouri (11/9/24)
Opp.: 17, Zion Young, Missouri (11/9/24)

Returned a blocked field goal for a touchdown

OU: 48, Darryl Bright vs. Texas Tech (11/21/98)
Opp.: Under research

Returned a blocked punt for a touchdown

OU: 0, Austin Stogner vs. West Virginia (10/19/19)
Opp.: 24, Nathan Jeffery, UTEP (9/1/12)

Had 10 tackles

OU: 19, Danny Stutsman at Missouri (11/9/24)
Opp.: 14, Corey Flagg Jr.; 10, Triston Newson, Missouri (11/9/24)

Had 15 tackles

OU: 19, Danny Stutsman at Missouri (11/9/24)
Opp.: 15, Dillon Doyle, Baylor (11/5/22)

Had 20 tackles

OU: 28, Kenneth Murray; 23, Curtis Bolton vs. Army (9/22/18)
Opp.: 21, Jalen Reeves-Maybin, Tennessee (9/12/15)

Had multiple interceptions

OU: 2, Woodi Washington at Oklahoma State (11/27/21)
Opp.: 2, Nick Emmanwori, South Carolina (10/19/24)

Had at least 2.0 sacks

OU: 2.0, R Mason Thomas at Auburn (9/28/24)
Opp.: 4.0, Suntarine Perkins; 2.0, JJ Pegues; 2.0 Princely Umanmielen, Ole Miss (10/26/24)

Blocked a punt

OU: Peyton Bowen vs. Iowa State (9/30/23)
Opp.: Kitan Crawford, Texas (10/7/23)

Blocked a field goal

OU: Perrion Winfrey vs. Texas (10/10/20)
Opp.: Lorenzo Carter, Georgia (1/1/18)

Blocked an extra point attempt

OU: Isaiah Coe vs. Nebraska (9/18/21)
Opp.: Team, Kansas (11/17/18)

Recorded a safety

OU: Gracen Halton vs. Houston (9/7/24)
Opp.: Jayson Jenkins, Tennessee (9/21/24)

Made three field goals

OU: 3, Zach Schmit at Missouri (11/9/24)
Opp.: 3, Max Gilbert, Tennessee (9/21/24)

Made a 50-yard field goal

OU: 56, Zach Schmit at Missouri (11/9/24)
Opp.: 54, Carter Brown, Cincinnati (9/23/23)

Had a 70-yard punt

OU: 85, Michael Turk vs. Texas (10/9/21)
Opp.: 78, Will Karoll, Tulane (9/14/24)

Converted a two-point PAT

OU: Michael Hawkins Jr. rush at Auburn (9/28/24)
Opp.: Maurice Brown rush, South Carolina (10/19/24)

Returned a blocked/failed PAT for a two-point conversion:

OU: Billy Bowman at West Virginia (11/12/22) [fumbled kick snap]
Opp.: Quandre Diggs, Texas (10/13/12)

Returned a two-point PAT attempt for a two-point conversion:

OU: Robert Barnes at Texas Tech (11/3/18)
Opp.: N/A

TEAM**Scored 40 points**

OU: 59-14, vs. Maine (11/2/24)
Opp: 45-69, TCU (11/24/23)

Scored 50 points

OU: 51-3, vs. Temple (8/30/24)
Opp: 51-48, Texas Tech (11/26/22)

Scored 60 points

OU: 69-45, vs. TCU (11/24/23)
Opp: 63-28, LSU (12/28/19)

Scored 70 points

OU: 73-0, Arkansas State (9/2/23)
Opp.: 73-21, Nebraska (11/2/96)

Posted a shutout

OU: 73-0, Arkansas State (9/2/23)
Opp.: 49-0, vs. Texas (10/8/22)

Rushed for 200 yards

OU: 381, vs. Maine (11/2/24)
Opp.: 225, Kansas (10/28/23)

Rushed for 300 yards

OU: 381, vs. Maine (11/2/24)
Opp.: 361, TCU (10/1/22)

Rushed for 400 yards

OU: 435, vs. Florida (12/30/20)
Opp.: 458 at West Virginia (11/17/12)

Rushed for 500 yards

OU: 510, Kansas (11/22/14)
Opp.: Never

Rushed for 600 yards

OU: 768 vs. Kansas State (10/15/88)
Opp.: Never

Rushed for 700 yards

OU: 768 vs. Kansas State (10/15/88)
Opp.: Never

Rushed for less than 100 yards

OU: 53, vs. South Carolina (10/19/24)
Opp.: 74, South Carolina (10/19/24)

Rushed for five touchdowns

OU: 6, vs. Maine (11/2/24)
Opp.: 5, Baylor (11/5/22)

Rushed for six touchdowns

OU: 6, vs. Maine (11/2/24)
Opp.: 6, Kansas State (10/26/19)

Rushed for seven touchdowns

OU: 7, Texas Tech (10/24/15)
Opp.: 8, Nebraska (11/1/97)

Rushed for eight touchdowns

OU: 8, Florida A&M (9/8/12)
Opp.: 8, Nebraska (11/1/97)

Passed for 300 yards

OU: 361, vs. Arizona (12/28/23)
Opp.: 311, Ole Miss (10/26/24)

Passed for 400 yards

OU: 400, vs. TCU (11/24/23)
Opp.: 418, Florida State (12/29/22)

Passed for 500 yards

OU: 598, at Oklahoma State (11/4/17)
Opp.: 532, LSU (12/28/19)

Passed for less than 100 yards

OU: 39, vs. Texas (10/8/22)
Opp.: 65, TCU (11/23/19)

Passed for five touchdowns

OU: 5, West Virginia (11/11/23)
Opp.: 5, Texas (10/9/21)

Passed for six touchdowns

OU: 6, at Texas Tech (11/26/22)
Opp.: 7, LSU (12/28/19)

Gained 500 yards total offense

OU: 665, vs. Maine (11/2/24)
Opp.: 520, TCU (11/24/23)

Gained 600 yards total offense

OU: 665, vs. Maine (11/2/24)
Opp.: 668, TCU (10/1/22)

Gained 700 yards total offense

OU: 701, vs. Kansas (10/15/22)
Opp.: 704, West Virginia (11/23/18)

Gained 800 yards total offense

OU: 854, at Texas Tech (10/22/16)
Opp.: 854, Texas Tech (10/22/16)

Held under 100 total yards

OU: 83, vs. Navy (10/2/65)
Opp.: 44 vs. Idaho State (9/12/09)

Held under 200 total yards

OU: 195, vs. Texas (10/8/22)
Opp.: 197, Temple (8/30/24)

Had 3 interceptions

OU: 3, at Iowa State (10/29/22)
Opp.: 3, Arizona (12/28/23)

Had 4 interceptions

OU: 4, vs. Oklahoma State (11/19/22)
Opp.: 4, Texas (10/12/02)

Had 5 or more interceptions

OU: 5, at Tulsa (9/16/23)
Opp.: 5, Nebraska (11/7/09)

Had 15 or more tackles for loss

OU: 15.0, at Tulsa (9/16/23)
Opp.: N/A

BEST OF THE 2000s

INDIVIDUAL

OFFENSE

Rushing Yards

427, Samaje Perine vs. Kansas (11/22/14)*
263, Joe Mixon at Texas Tech (10/22/16)
249, Adrian Peterson at Oklahoma State (10/30/04)
248, Quentin Griffin vs. Texas (10/12/02)
242, Samaje Perine at West Virginia (9/20/14)

Rushing Attempts

37, Samaje Perine vs. Oklahoma State (12/3/16)
36, Adrian Peterson at Kansas State (10/16/04)
35, Samaje Perine vs. Texas (10/8/16)
35, DeMarco Murray vs. Utah State (9/4/10)
35, Allen Patrick at Missouri (10/28/06)
35, Allen Patrick vs. Colorado (10/21/06)

Rushing Touchdowns

6, Quentin Griffin vs. Texas (10/7/00)*
5, Samaje Perine vs. Kansas (11/22/14)
5, DeMarco Murray vs. North Texas (9/1/07)
4, Done 8 times, MR:
Rodney Anderson vs. West Virginia (11/25/17)

Passing Yards

598, Baker Mayfield at Oklahoma State (11/4/17)*
554, Landry Jones at West Virginia (11/17/12)
545, Baker Mayfield at Texas Tech (10/22/16)
505, Landry Jones at Kansas State (10/29/11)
500, Landry Jones vs. Oklahoma State (11/24/12)

Pass Completions

46, Landry Jones vs. Oklahoma State (11/24/12)*
38, Landry Jones at West Virginia (11/17/12)
37, Landry Jones at Oklahoma State (11/27/10)
36, Done 5 times, MR: Landry Jones at Baylor (11/19/11)

Pass Attempts

71, Landry Jones vs. Oklahoma State (11/24/12)*
62, Landry Jones at Oklahoma State (11/27/10)
59, Landry Jones at Texas A&M (11/6/10)
58, Landry Jones at Nebraska (11/7/09)
55, Landry Jones vs. Texas Tech (10/22/11)

Passing Touchdowns

7, Baker Mayfield at Texas Tech (10/22/16)*
6, Dillon Gabriel at Texas Tech (11/26/22)
6, Caleb Williams vs. Texas Tech (10/30/21)
6, Kyler Murray vs. Baylor (9/29/18)
6, Landry Jones at West Virginia (11/17/12)
6, Landry Jones vs. Tulsa (9/19/09)
5, Done 21 times, MR: Dillon Gabriel vs. W. Virginia (11/11/23)

Receptions

15, Sterling Shepard vs. Kansas State (10/18/14)*
15, Justin Brown vs. Oklahoma State (11/24/12)*
15, Jalen Saunders vs. Notre Dame (10/27/12)*
15, Ryan Broyles vs. Iowa State (10/16/10)*
14, Sterling Shepard at Baylor (11/14/15)
14, Ryan Broyles at Kansas State (10/29/11)
14, Ryan Broyles vs. Tulsa (9/3/11)

Receiving Yards

265, Marquise Brown at Oklahoma State (11/4/17)*
243, Marquise Brown at West Virginia (11/23/18)
232, Dede Westbrook vs. Texas (10/8/16)
217, Ryan Broyles at Kansas (10/15/11)
215, Sterling Shepard at TCU (10/4/14)

Receiving Touchdowns

4, Kenny Stills at West Virginia (11/17/12)*
4, Jermaine Gresham vs. Texas A&M (11/3/07)*
4, Trent Smith at Kansas (10/13/01)*
3, Done 19 times, MR: Deion Burks vs. Temple (8/30/24)

Total Offense

589, Baker Mayfield at Oklahoma State (11/4/17)*
572, Baker Mayfield vs. Tulsa (9/19/15)
564, Baker Mayfield at Texas Tech (10/22/16)
554, Landry Jones at West Virginia (11/17/12)
508, Jalen Hurts vs. Houston (9/1/19)

All-Purpose Yards

446, Samaje Perine vs. Kansas (11/22/14)*
377, Joe Mixon at Texas Tech (10/22/16)
316, Ryan Broyles vs. Oklahoma State (11/28/09)
301, Ryan Broyles at Kansas (10/15/11)
290, Rodney Anderson vs. TCU (11/11/17)

Tackles

28, Kenneth Murray vs. Army (9/22/18)
23, Curtis Bolton vs. Army (9/22/18)
19, Danny Stutsman at Missouri (11/9/24)
19, Dominique Alexander vs. Texas (10/12/13)
19, Travis Lewis vs. Texas (10/11/08)
19, Lance Mitchell at Missouri (10/5/02)

Tackles for Loss

5.0, Pryce Macon vs. Nebraska (12/4/10)
5.0, Rufus Alexander vs. Middle Tennessee (9/23/06)
5.0, Teddy Lehman vs. Kansas State (12/6/03)
5.0, Jimmy Wilkerson at Baylor (11/4/00)
4.0, many times, MR: Danny Stutsman vs. Kent State (9/10/22)

Sacks

3.0, 16 times, MR: R Mason Thomas vs. Tulane (9/14/24)

Interceptions

3, Tony Jefferson vs. Ball State (10/1/11)*
3, J.T. Thatcher vs. Kansas (9/30/00)*
2, 24 times, MR: Woodi Washington at Okla. State (11/27/21)

Pass Breakups

5, Derrick Strait vs. Oklahoma State (11/24/01)
4, 9 times, MR: Tre Brown vs. Baylor (9/29/18)

SPECIAL TEAMS

Field Goals Made

4, 10 times, MR: Gabe Brkic vs. Texas (10/9/21)*

LONGEST PLAYS

Rush

99, Abdul Adams at Baylor (9/23/17)*#
95, Damien Williams vs. Texas (10/13/12)#
92, DeMarco Murray vs. Utah State (9/15/07)#
89, Damien Williams vs. Florida A&M (9/8/12)#
86, Kennedy Brooks vs. Kansas State (10/27/18)#
84, Adrian Peterson vs. Oklahoma State (11/26/05)#

Pass Play

90, Jackson Arnold to J.J. Hester vs. Maine (11/2/24)#
88, Baker Mayfield to Dede Westbrook vs. Kansas State (10/15/16)#
87, Kyler Murray to Marquise Brown vs. Tulane (9/16/17)#
86, Landry Jones to Cameron Kenney at OSU (11/27/10)#
86, Kyler Murray to CeeDee Lamb vs. Baylor (9/29/18)#
84, Baker Mayfield to Marquise Brown at Oklahoma State (11/4/17)#
82, Kyler Murray to CeeDee Lamb vs. Kansas State (10/27/18)#
82, Baker Mayfield to CeeDee Lamb vs. Tulane (9/16/17)#
82, Blake Bell to Jaz Reynolds vs. Tulsa (9/14/13)

Punt

85, Michael Turk vs. Texas (10/9/21)
85, Tress Way vs. Utah State (9/4/10)
75, Tress Way at TCU (12/1/12)
75, Michael Cohen at Texas A&M (11/4/06)
74, Tress Way vs. Oklahoma State (11/28/09)
73, Cody Freeby at Texas Tech (11/19/05)

Field Goal

56, Zach Schmit at Missouri (11/9/24)
56, Gabe Brkic vs. Western Carolina (9/11/21)
56, Gabe Brkic vs. Tulane (9/4/21)
55, Gabe Brkic vs. Tulane (9/4/21)
54, Gabe Brkic vs. Iowa State (12/19/20)
53, Gabe Brkic vs. Texas Tech (10/30/21)
53, Michael Hunnicutt at Kansas State (10/29/11)
53, Garrett Hartley vs. Utah State (9/15/07)
52, Garrett Hartley vs. Texas (10/8/05)
51, Gabe Brkic vs. Tulane (9/4/21)
51, Gabe Brkic at Iowa State (10/3/20)
51, Austin Seibert vs. West Virginia (11/25/17)
50, Tyler Keltner vs. Temple (8/30/23)
50, Gabe Brkic vs. Baylor (12/5/20)
50, Gabe Brkic vs. Kansas (11/7/20)
50, Garrett Hartley at Nebraska (10/29/05)

Punt Return

91, Antonio Perkins at Tulsa (8/30/02)#
91, Jalen Saunders vs. Iowa State (11/16/13)#
90, Justin Brown vs. Kansas (10/20/12)#
87, Ryan Broyles vs. Oklahoma State (11/28/09)#
84, Antonio Perkins vs. UCLA (9/20/03)#

Kick Return

100, Alex Ross at West Virginia (9/20/14)#*
100, Roy Finch vs. Kansas (10/20/12)#*
100, Mark Bradley at Iowa State (10/4/03)#*
97, Joe Mixon vs. Ohio State (9/17/16)#
93, J.T. Thatcher at Kansas State (10/14/00)

Interception Return

100, Billy Bowman at BYU (11/18/23)#*
100, Julian Wilson vs. Tennessee (9/13/14)#*
97, Derrick Strait at Texas Tech (11/22/03)
85, Dominique Franks at Kansas (10/24/09)#
85, J.T. Thatcher vs. Texas Tech (11/18/00)#
80, Jordan Evans at West Virginia (11/19/16)#

Fumble Return

70, Nik Bonitto at Kansas State (10/2/21)*
69, Cory Heinecke at Air Force (9/1/01)#
61, Reggie Smith vs. Miami (FL) (9/8/07)#
56, Jamell Fleming vs. Texas (10/8/11)#
53, Keenan Clayton vs. Texas Tech (11/22/08)

* School record

Play resulted in a touchdown

TEAM

OFFENSE

First Downs

44, vs. Oklahoma State (11/24/12)
 41, at Iowa State (11/1/14)
 39, vs. Missouri (12/6/08)
 38, vs. Tulsa (9/19/15)
 37, vs. Iowa State (10/16/10)

Rushing Yards

510, vs. Kansas (11/22/14)
 510, at Iowa State (11/1/14)
 435, vs. Florida (12/30/20)
 405, vs. Texas Tech (10/24/15)
 405, vs. Iowa State (11/16/13)
 384, at Texas Tech (11/15/14)
 381, vs. Maine (11/2/24)

Rushing Attempts

66, vs. Iowa State (10/19/02)
 64, vs. TCU (11/23/19)
 64, at West Virginia (11/19/16)
 63, vs. Oklahoma State (12/6/14)
 61, vs. Texas A&M (11/8/03)
 61, vs. Texas Tech (11/23/02)

Rushing Touchdowns

8, vs. Florida A&M (9/8/12)
 7, vs. Texas Tech (10/24/15)
 7, vs. North Texas (9/1/07)
 7, vs. Texas (10/7/00)
 6, vs. Maine (11/2/24)
 6, vs. Kansas (11/7/20)
 6, at Texas Tech (10/31/20)
 6, vs. Texas (10/13/12)
 6, vs. Missouri (12/6/08)

Passing Yards

598, at Oklahoma State (11/4/17)
 554, at West Virginia (11/17/12)
 545, at Texas Tech (10/22/16)
 520, at Kansas State (10/29/11)
 512, vs. Oklahoma State (11/24/12)

Pass Completions

47, vs. Oklahoma State (11/24/12)
 39, vs. Tulsa (9/3/11)
 39, vs. Tulsa (11/3/01)
 38, at West Virginia (11/17/12)
 37, at Oklahoma State (11/27/10)
 37, at Kansas State (10/29/11)

Pass Attempts

73, vs. Oklahoma State (11/24/12)
 62, at Oklahoma State (11/27/10)
 60, at Texas A&M (11/6/10)
 58, at Nebraska (11/7/09)
 55, vs. Texas Tech (10/22/11)

Passing Touchdowns

7, vs. Texas Tech (10/30/21)
 7, at Texas Tech (10/22/16)
 6, at Texas Tech (11/26/22)
 6, vs. South Dakota (9/7/19)
 6, vs. Baylor (9/29/18)
 6, at West Virginia (11/17/12)
 6, vs. Tulsa (9/19/09)
 6, vs. Miami (FL) (9/8/07)
 5, 26 times, MR: vs. West Virginia (11/11/23)

Total Offense

854, at Texas Tech (10/22/16)
 785, at Oklahoma State (11/4/17)
 773, vs. Tulsa (9/19/15)
 751, at Iowa State (11/1/14)
 733, vs. South Dakota (9/7/19)
 710, at Kansas (10/31/15)
 702, vs. Oklahoma State (11/10/18)
 702, vs. Kansas State (10/27/18)

Points

79, vs. North Texas (9/1/07)
 77, vs. Texas A&M (11/8/03)
 76, vs. Western Carolina (9/11/21)
 73, vs. Arkansas State (9/2/23)
 70, vs. South Dakota (9/7/19)
 69, vs. TCU (11/24/23)
 69, vs. Florida A&M (9/8/12)
 68, vs. UTEP (9/14/02)
 66, at Tulsa (9/16/23)
 66, at Texas Tech (10/22/16)
 66, at Texas A&M (11/8/08)

DEFENSE

Fewest First Downs Allowed

1, vs. Chattanooga (8/30/08)
 3, vs. Colorado (12/4/04)
 3, vs. Texas A&M (11/8/03)
 5, vs. Colorado (10/21/06)
 5, vs. Iowa State (10/19/02)
 5, vs. Texas A&M (11/10/01)

Fewest Rush Yards Allowed

-48, at Baylor (11/18/06)
 -22, vs. Idaho State (9/12/09)
 -7, at Texas Tech (11/17/01)
 -7, vs. Texas (10/7/00)
 -4, vs. Colorado (12/4/04)

Fewest Pass Yards Allowed

13, vs. Arkansas (1/1/02)
 16, at Kansas (10/19/13)
 20, vs. Chattanooga (8/30/08)
 25, at Baylor (11/4/00)
 32, vs. Texas A&M (11/8/03)
 40, vs. Army (9/22/18)

Fewest Completions Allowed

2, vs. Arkansas (1/1/02)
 3, vs. Army (9/22/18)
 3, vs. Chattanooga (8/30/08)
 3, vs. Colorado (10/21/06)
 4, vs. Texas A&M (11/8/03)
 4, vs. Iowa State (10/19/02)

Fewest Total Yards Allowed

36, vs. Chattanooga (8/30/08)
 44, vs. Idaho State (9/12/09)
 46, vs. Colorado (12/4/04)
 50, vs. Arkansas (1/1/02)
 54, vs. Texas A&M (11/8/03)

Fewest Points Allowed

0, 15 times, MR: vs. Western Carolina (9/11/21)

Most Sacks Recorded

9, vs. Kansas (11/7/20)
 9, vs. Texas (10/12/19)
 9, vs. Arkansas (1/1/02)
 9, at Nebraska (10/29/05)
 8, vs. Texas (10/8/11)
 7, 8 times, MR: vs. Iowa State (11/20/21)

Most Tackles for Loss Recorded

17, vs. Idaho State (9/12/09)
 16, vs. Texas (10/8/11)
 15, at Tulsa (9/16/23)
 15, vs. Baylor (12/7/19)
 15, vs. Texas (10/12/19)
 15, vs. Oklahoma State (11/26/05)
 14, 3 times, MR: vs. Kent State (9/10/22)

Most Interceptions Recorded

5, at Tulsa (9/16/23)
 5, at Texas Tech (11/22/03)
 5, vs. Kansas (9/30/00)
 4, vs. Oklahoma State (11/19/22)
 4, vs. Texas Tech (10/24/15)
 4, vs. Texas (10/6/01)
 3, 26 times, MR: at Iowa State (10/29/22)

Most Turnovers Forced

7, vs. Kansas (9/30/00)
 7, vs. UTEP (9/2/00)
 6, vs. Texas (10/11/03)
 5, 11 times, MR: at Tulsa (9/16/23)

2024 RESULTS (OVERALL: 5-5 | SEC: 1-5 | HOME: 4-2 | AWAY: 1-2 | NEUTRAL: 0-1)

Date	CFP/AP/C	Opponent (Rank)	TV	Site	Result	Attend.	Top Passer	Top Rusher	Top Receiver	Top Tackler
8/30	(NA/16/16)	Temple	ESPN	Norman	W, 51-3	83,329	Arnold (17-25-141-0, 4 TD)	Tatum (5-69-1)	Burks (6-36-3)	Stutsman (6)
9/7	(NA/15/13)	Houston	SECN	Norman	W, 16-12	83,653	Arnold (19-32-174-1, 2 TD)	Barnes (12-40-0)	Burks (9-53-0)	Stutsman (15)
9/14	(NA/15/13)	Tulane	ESPN	Norman	W, 34-19	83,325	Arnold (18-29-169-1, 1 TD)	Arnold (14-97-2)	Burks (7-80-0)	Stutsman (12)
9/21	(NA/15/13)	Tennessee (NA/6/7)	ABC	Norman	L, 15-25	84,071	Hawkins Jr. (11-18-132-0, 1 TD)	Hawkins Jr. (12-22-0)	Pettaway (3-79-0)	Spears-Jennings (13)
9/28	(NA/21/18)	at Auburn	ABC	Auburn, Ala.	W, 27-21	88,043	Hawkins Jr. (11-15-161-0, 0 TD)	Hawkins Jr. (14-69-1)	Hester (3-86-0)	Bowman Jr. (8)
10/12	(NA/18/16)	vs. Texas (NA/1/1)	ABC	Dallas, Texas	L, 3-34	92,100	Hawkins Jr. (19-30-148-0, 0 TD)	Barnes (14-38-0)	Kearney (4-45-0)	Bowen, E. (8)
10/19		South Carolina	SECN	Norman	L, 9-35	83,331	Arnold (18-36-225-0, 1 TD)	Barnes (17-70-0)	Jordan (6-86-0)	Stutsman (16)
10/26		at Ole Miss (NA/18/18)	ESPN	Oxford, Miss.	L, 14-26	67,926	Arnold (22-31-182-0, 2 TD)	Barnes (16-67-0)	Sharp (8-53-1)	Stutsman (9)
11/2		Maine	SECN+	Norman	W, 59-14	82,831	Arnold (15-21-224-0, 2 TD)	Barnes (18-203-3)	Hester (4-112-1)	Stutsman (6)
11/9		at Missouri (NA/RV/22)	SECN	Columbia, Mo.	L, 23-30	62,621	Arnold (15-24-74-0, 0 TD)	Robinson (9-56-0)	Burks (5-44-0)	Stutsman (19)
11/23		Alabama (10/7/7)	ABC	Norman						
11/30		at LSU		Baton Rouge, La.						

TEAM STATISTICS

	OU	OPP
SCORING	251	219
Points Per Game	25.1	21.9
Points off Turnovers	63	56
FIRST DOWNS	185	170
Rushing	82	63
Passing	80	92
Penalty	23	15
RUSHING YARDAGE	1435	1090
Yards gained rushing	1814	1386
Yards lost rushing	379	296
Rushing Attempts	394	377
Average Per Rush	3.6	2.9
Average Per Game	143.5	109.0
TDs Rushing	13	8
PASSING YARDAGE	1833	2100
Comp-Att-Int	183-295-5	176-287-6
Average Per Pass	6.2	7.3
Average Per Catch	10.0	11.9
Average Per Game	183.3	210.0
TDs Passing	14	14
TOTAL OFFENSE	3268	3190
Total Plays	689	664
Average Per Play	4.7	4.8
Average Per Game	326.8	319.0
KICK RETURNS: #-Yards	10-181	10-169
PUNT RETURNS: #-Yards	26-204	18-98
INT RETURNS: #-Yards	6-101	5-102
KICK RETURN AVERAGE	18.1	16.9
PUNT RETURN AVERAGE	7.8	5.4
INT RETURN AVERAGE	16.8	20.4
FUMBLES-LOST	23-13	15-11
PENALTIES-Yards	57-521	67-572
Average Per Game	52.1	57.2
PUNTS-Yards	50-2279	57-2587
Average Per Punt	45.6	45.4
Net Punt Average	43.8	40.2
TIME OF POSSESSION/Game	28:21	31:40
3RD-DOWN Conversions	51-148	54-154
3rd-Down Pct	34%	35%
4TH-DOWN Conversions	13-25	7-15
4th-Down Pct	52%	47%
SACKS BY-Yards	32-196	41-262
MISC YARDS	0	0
TOUCHDOWNS SCORED	30	26
FIELD GOALS-ATTEMPTS	14-16	13-17
ON-SIDE KICKS	0-1	0-0
RED-ZONE SCORES	(32-37) 86%	(23-30) 77%
RED-ZONE TOUCHDOWNS	(23-37) 62%	(14-30) 47%
PAT-ATTEMPTS	(25-26) 96%	(20-23) 87%
2-PT CONVERSION ATTEMPTS	(1-4) 25%	(1-3) 33%
ATTENDANCE	500540	218590
Games/Avg Per Game	6/83,423	3/72,863
Neutral Site Games		1/92100

SCORE BY QUARTERS

	1st	2nd	3rd	4th	OT	TOTAL
Oklahoma	58	85	29	79	—	251
Opponents	48	70	42	59	—	219

RUSHING

Name	G	Att	Gain	Loss	Net	Avg	TD	Long	Avg/G
Barnes, Jovantae	9	122	598	21	577	4.7	5	74	64.1
Tatum, Taylor	9	51	267	3	264	5.2	3	35	29.3
Arnold, Jackson	8	108	479	241	238	2.2	3	47	29.8
Hawkins Jr., Michael	6	52	223	80	143	2.8	1	48	23.8
Robinson, Xavier	4	15	85	0	85	5.7	1	10	21.3
Franklin, Sam	9	12	75	4	71	5.9	0	30	7.9
Sawchuk, Gavin	6	20	44	2	42	2.1	0	7	7
Burks, Deion	5	5	32	0	32	6.4	0	11	6.4
Hicks, Kalib	5	2	11	0	11	5.5	0	7	2.2
Sharp, Bauer	10	2	0	8	-8	-4	0	0	-0.8
TEAM	10	5	0	20	-20	-4	0	0	-2
Total	10	394	1814	379	1435	3.6	13	74	143.5
Opponents	10	377	1386	296	1090	2.9	8	43	109

PASSING

Name	G	Effic	Comp-Att-Int	Pct	Yds	TD	Long	Avg/G
Arnold, Jackson	8	125.7	131-214-3	61.2	1243	12	90	155.4
Hawkins Jr., Michael	6	119.9	48-77-2	62.3	536	1	60	89.3
Elzinga, Luke	10	259.6	2-2-0	100.0	38	0	43	3.8
Tatum, Taylor	9	332.2	2-2-0	100.0	16	1	18	1.8
Total	10	126.5	183-295-5	62.0	1833	14	90	183.3
Opponents	10	134.7	176-287-6	61.3	2100	14	66	210.0

RECEIVING

Name	G	No	Yds	Avg	TD	Long	Avg/G
Sharp, Bauer	10	39	299	7.7	2	43	29.9
Burks, Deion	5	31	245	7.9	3	20	49.0
Thompson, Brenen	10	18	211	11.7	2	54	21.1
Barnes, Jovantae	9	17	123	7.2	1	19	13.7
Jordan, Jacob	4	15	160	10.7	1	27	40.0
Hester, J.J.	10	13	265	20.4	1	90	26.5
Roberts, Jake	10	9	92	10.2	1	28	9.2
Kearney, Zion	8	6	62	10.3	0	15	7.8
Pettaway, Jaquaize	10	5	87	17.4	0	46	8.7
Tatum, Taylor	9	5	41	8.2	1	18	4.6
Ragins, Zion	10	5	40	8.0	0	14	4.0
Robinson, Xavier	4	4	65	16.3	0	46	16.3
Franklin, Sam	9	3	22	7.3	0	9	2.4
Farooq, Jalil	2	3	58	19.3	0	47	29.0
Sawchuk, Gavin	6	3	17	5.7	0	7	2.8
Carreon, Ivan	8	3	17	5.7	0	12	2.1
Arnold, Jackson	8	2	16	8.0	1	18	2.0
Anthony, Andrel	1	1	4	4.0	0	4	4.0
Helms, Kaden	5	1	9	9.0	1	9	1.8
Total	10	183	1833	10.0	14	90	183.3
Opponents	10	176	2100	11.9	14	66	210.0

PUNT RETURNS

Name	No.	Yds	Avg	TD	Long
Bowen, Peyton	23	190	8.3	0	24
Jordan, Devon	2	16	8.0	0	10
Bowman Jr., Billy	1	-2	-2.0	0	0
Total	26	204	7.8	0	24
Opponents	18	98	5.4	0	55

KICK RETURNS

Name	No.	Yds	Avg	TD	Long
Franklin, Sam	4	82	20.5	0	24
Tatum, Taylor	3	53	17.7	0	19
Bowman Jr., Billy	2	34	17.0	0	24
Jordan, Devon	1	12	12.0	0	12
Total	10	181	18.1	0	24
Opponents	10	169	16.9	0	27

INTERCEPTIONS

Name	No.	Yds	Avg	TD	Long
Bowman Jr., Billy	2	2	1.0	0	2
Lewis, Kip	1	63	63.0	1	63
Hardy, Jaydan	1	26	26.0	0	26
Walker, Kani	1	10	10.0	0	10
Spears-Jennings, Robert	1	0	0.0	0	0
Total	6	101	16.8	1	63
Opponents	5	102	20.4	2	65

FUMBLE RETURNS

Name	No.	Yds	Avg	TD	Long
Bowman Jr., Billy	2	43	21.5	1	43
Spears-Jennings, Robert	2	0	0.0	0	0
Kanak, Jaren	1	21	21.0	1	21
Thomas, R Mason	1	8	8.0	0	8
Downs, Ethan	1	1	1.0	0	1
Carter, Lewis	1	0	0.0	0	0
Halton, Gracen	1	0	0.0	0	0
Hester, J.J.	1	0	0.0	0	0
Terry, DaJon	1	0	0.0	0	0
Total	11	73	6.6	2	43
Opponents	13	55	4.2	2	36

FIELD GOALS BY PLAYER

Name	FGM-FGA	Pct.	01-19	20-29	30-39	40-49	50-99	Lg	Blk
Keltner, Tyler	7-9	77.8	0-0	2-2	2-2	2-4	1-1	50	0
Schmit, Zach	7-7	100.0	0-0	2-2	2-2	2-2	1-1	56	0

FIELD GOALS SEQUENCE

	Oklahoma	Opponents
Temple	(50),(42),(24)	(49)
Houston	45	(43),(44)
Tulane	(29),(39)	50
Tennessee	(37)	(27),(41),(32)
Auburn	(24),(39)	27,51
Texas	44,(42)	44,(41),(29)
South Carolina	(44)	(39),(33)
Ole Miss	—	(35),(42)
Maine	(24)	—
Missouri	(40),(35),(56)	(39),(33)
Alabama		
LSU		

Numbers in (parentheses) indicate field goal was made

PUNTING

Name	No.	Yds.	Avg.	Long	TB	FC	I20	50+	Blkd
Elzinga, Luke	49	2240	45.7	63	2	17	18	16	0
Arnold, Jackson	1	39	39.0	39	0	0	1	0	0
Total	50	2279	45.6	63	2	17	19	16	0
Opponents	57	2587	45.5	78	5	13	12	17	0

KICKOFFS

Name	No.	Yds.	Avg.	TB	OB	Ret.	Net	YdLn
Schmit, Zach	53	3382	63.8	35	1			
Total	53	3382	63.8	35	1	10	41	24
Opponents	49	3119	63.7	34	3	10	40.5	24

SCORING

Name	TD	FGs	PAT Kick	PAT Rush	PAT Rcv	PAT Pass	DXP	Saf	Points
Barnes, Jovantae	6	-	-	-	-	-	-	-	36
Keltner, Tyler	-	7-9	12-13	-	-	-	-	-	33
Schmit, Zach	-	7-7	12-12	-	-	-	-	-	33
Arnold, Jackson	4	-	-	-	-	-	-	-	24
Tatum, Taylor	4	-	-	-	-	-	-	-	24
Burks, Deion	3	-	-	-	-	-	-	-	18
Sharp, Bauer	2	-	-	-	-	-	-	-	12
Thompson, Brenen	2	-	-	-	-	-	-	-	12
Hawkins Jr., Michael	1	-	-	1	-	-	-	-	8
Roberts, Jake	1	-	-	-	-	-	-	-	6
Hester, J.J.	1	-	-	-	-	-	-	-	6
Bowman Jr., Billy	1	-	-	-	-	-	-	-	6
Helms, Kaden	1	-	-	-	-	-	-	-	6
Kanak, Jaren	1	-	-	-	-	-	-	-	6
Lewis, Kip	1	-	-	-	-	-	-	-	6
Robinson, Xavier	1	-	-	-	-	-	-	-	6
Jordan, Jacob	1	-	-	-	-	-	-	-	6
Halton, Gracen	-	-	-	-	-	-	-	1	2
Evans, Liam	-	-	1-1	-	-	-	-	-	1
Total	30	14-16	25-26	1	0	0	0	1	251
Opponents	26	13-17	20-23	1	0	0	0	1	219

ALL-PURPOSE YARDS

Name	G	Rush	Rec	PR	KOR	IR	Tot	Avg/G
Barnes, Jovantae	9	577	123	0	0	0	700	77.8
Tatum, Taylor	9	264	41	0	53	0	358	39.8
Sharp, Bauer	10	-8	299	0	0	0	291	29.1
Burks, Deion	5	32	245	0	0	0	277	55.4
Hester, J.J.	10	0	265	0	0	0	265	26.5
Arnold, Jackson	8	238	16	0	0	0	254	31.8
Thompson, Brenen	10	0	211	0	0	0	211	21.1
Bowen, Peyton	10	0	0	190	0	0	190	19.0
Franklin, Sam	9	71	22	0	82	0	175	19.4
Jordan, Jacob	4	0	160	0	0	0	160	40.0
Robinson, Xavier	4	85	65	0	0	0	150	37.5
Hawkins Jr., Michael	6	143	0	0	0	0	143	23.8
Roberts, Jake	10	0	92	0	0	0	92	9.2
Pettaway, Jaquaize	10	0	87	0	0	0	87	8.7
Lewis, Kip	10	0	0	0	0	63	63	6.3
Kearney, Zion	8	0	62	0	0	0	62	7.8
Sawchuk, Gavin	6	42	17	0	0	0	59	9.8
Farooq, Jalil	2	0	58	0	0	0	58	29.0
Ragins, Zion	10	0	40	0	0	0	40	4.0
Bowman Jr., Billy	10	0	0	-2	34	2	34	3.4
Jordan, Devon	9	0	0	16	12	0	28	3.1
Hardy, Jaydan	10	0	0	0	0	26	26	2.6
Carreon, Ivan	8	0	17	0	0	0	17	2.1
Hicks, Kalib	5	11	0	0	0	0	11	2.2
Walker, Kani	10	0	0	0	0	10	10	1.0
Helms, Kaden	5	0	9	0	0	0	9	1.8
Anthony, Andre	1	0	4	0	0	0	4	4.0
TEAM	10	-20	0	0	0	0	-20	-2.0
Total	10	1435	1833	204	181	101	3754	375.4
Opponents	10	1090	2100	98	169	102	3559	355.9

TOTAL OFFENSE

Name	G	Plays	Rush	Pass	Total	Avg/G
Arnold, Jackson	8	322	238	1243	1481	185.1
Hawkins Jr., Michael	6	129	143	536	679	113.2
Barnes, Jovantae	9	122	577	0	577	64.1
Tatum, Taylor	9	53	264	16	280	31.1
Robinson, Xavier	4	15	85	0	85	21.3
Franklin, Sam	9	12	71	0	71	7.9
Sawchuk, Gavin	6	20	42	0	42	7.0
Elzinga, Luke	10	2	0	38	38	3.8
Burks, Deion	5	5	32	0	32	6.4
Hicks, Kalib	5	2	11	0	11	2.2
Sharp, Bauer	10	2	-8	0	-8	-0.8
TEAM	10	0	-20	0	-20	-2.0
Total	10	689	1435	1833	3268	326.8
Opponents	10	664	1090	2100	3190	319.0

OFFENSIVE GAME-BY-GAME

PASSING (Quarterbacks only)

#11 Jackson Arnold	Att	Comp	INT	Pct	Yards	TD	Long	Sack	Yds	Effic
Temple	25	17	0	68.0	141	4	47	3	13	168.2
Houston	32	19	1	59.4	174	2	33	3	11	119.4
Tulane	29	18	1	62.0	169	1	20	3	18	115.5
Tennessee	16	7	1	43.8	54	0	12	1	4	59.6
South Carolina	36	18	0	50.0	225	1	54	8	62	111.7
Ole Miss	31	22	0	71.0	182	2	20	8	49	141.6
Maine	21	15	0	71.4	224	2	90	0	0	192.5
Missouri	24	15	0	62.5	74	0	14	3	28	88.4
Totals	214	131	3	61.2	1243	12	90	29	185	125.7

#9 Michael Hawkins Jr.	Att	Comp	INT	Pct	Yards	TD	Long	Sack	Yds	Effic
Temple	4	2	0	50.0	17	0	10	0	0	93.6
Tennessee	18	11	0	61.1	132	1	46	2	23	141.0
Auburn	15	10	0	66.7	161	0	60	2	7	156.8
Texas	30	19	0	63.3	148	0	15	6	31	104.8
South Carolina	5	3	2	60.0	18	0	11	1	15	10.2
Maine	5	3	0	60.0	60	0	46	0	0	160.8
Totals	77	48	2	62.3	536	1	60	11	76	119.9

RUSHING

Player	No-Yds/TD	TEM	HOU	TLN	TEN	AUB	UT	SCAR	OM	MAINE	MIZ	ALA	LSU
Barnes, Jovantae	122-577/5	5-33/0	12-40/0	14-53/0	8-12/1	18-61/1	14-38/0	17-70/0	16-67/0	18-203/3	DNP		
Arnold, Jackson	108-238/3	11-34/0	11-28/0	14-97/2	5--21/0	DNP	DNP	17--29/0	24-39/0	9-45/1	17-45/0		
Hawkins Jr., Michael	52-143/1	2-10/0	DNP	DNP	12-22/0	14-69/1	20-27/0	1-15/0	DNP	3-30/0	DNP		
Tatum, Taylor	51-264/3	5-69/1	1-6/0	9-27/1	3-14/0	DNP	2-17/0	4-16/0	9-42/0	10-48/1	8-25/0		
Sawchuk, Gavin	20-42/0	6-15/0	4-4/0	6-16/0	2--2/0	-	2-9/0	DNP	DNP	DNP	DNP		
Robinson, Xavier	15-85/1	DNP	DNP	DNP	DNP	DNP	-	DNP	-	6-29/1	9-56/0		
Franklin, Sam	12-71/0	4-45/0	-	-	1--3/0	-	-	DNP	-	6-26/0	1-3/0		
Burks, Deion	5-32/0	3-14/0	-	-	2-18/0	DNP	DNP	DNP	DNP	DNP	-		
Hicks, Kalib	2-11/0	-	-	-	-	DNP	DNP	2-11/0	DNP	DNP	DNP		
Sharp, Bauer	2--8/0	-	-	-	-	-	-	-	1--1/0	-	1--7/0		

RECEIVING

Player	No-Yds/TD	TEM	HOU	TLN	TEN	AUB	UT	SCAR	OM	MAINE	MIZ	ALA	LSU
Sharp, Bauer	39-299/2	5-47/1	1-5/0	4-28/0	4-36/0	4-43/0	3-21/0	3-9/0	8-53/1	2-14/0	5-43/0		
Burks, Deion	31-245/3	6-36/3	9-53/0	7-80/0	4-32/0	DNP	DNP	DNP	DNP	DNP	5-44/0		
Thompson, Brenen	18-211/2	4-15/0	2-43/1	-	2-18/0	2-30/0	3-19/0	2-59/1	-	2-25/0	1-2/0		
Barnes, Jovantae	17-123/1	-	3-8/0	1-12/0	2-0/1	-	1-6/0	4-21/0	5-57/0	1-19/0	DNP		
Jordan, Jacob	15-160/1	DNP	DNP	DNP	DNP	DNP	DNP	6-86/0	6-38/1	3-36/0	-		
Hester, J.J.	13-265/1	-	-	-	-	3-86/0	1-4/0	4-44/0	1-19/0	4-112/1	-		
Roberts, Jake	9-92/1	-	3-51/1	1-5/0	2-11/0	-	1-12/0	1-5/0	1-8/0	-	-		
Kearney, Zion	6-62/0	-	DNP	1-12/0	-	-	4-45/0	-	-	1-5/0	DNP		
Pettaway, Jaquaize	5-87/0	-	-	-	3-79/0	1-2/0	1-6/0	-	-	-	-		
Tatum, Taylor	5-41/1	-	-	1-9/1	-	DNP	1-4/0	1-18/0	-	-	2-10/0		
Ragins, Zion	5-40/0	1-7/0	1-14/0	1-13/0	1-10/0	-	-	1--4/0	-	-	-		
Robinson, Xavier	4-65/0	DNP	DNP	DNP	DNP	DNP	2-12/0	DNP	-	1-46/0	1-7/0		
Farooq, Jalil	3-58/0	1-47/0	DNP	DNP	DNP	DNP	DNP	DNP	DNP	DNP	2-11/0		
Franklin, Sam	3-22/0	-	-	-	-	-	-	DNP	1-7/0	2-15/0	-		
Sawchuk, Gavin	3-17/0	-	-	2-10/0	-	-	1-7/0	DNP	DNP	DNP	DNP		
Carreon, Ivan	3-17/0	1-2/0	DNP	-	DNP	-	1-12/0	-	-	1-3/0	-		
Arnold, Jackson	2-16/1	-	-	1--2/0	-	DNP	DNP	-	-	-	1-18/1		
Helms, Kaden	1-9/1	-	DNP	-	DNP	DNP	DNP	-	DNP	1-9/1	-		
Anthony, Andre	1-4/0	1-4/0	DNP	DNP	DNP	DNP	DNP	DNP	DNP	DNP	DNP		

TEAM TOTALS

	Score	1st Downs	Rushing No-Yds-TD	Passing (C-A-I-Yds-TD)	Total Offense (Plays-Yds)	Punts No.-Avg.	Fumbles No.-Lost	Penalties No.-Yds	KO Ret. No.-Yds	Punt Ret. No.-Yds	Int. Ret. No.-Yds.	3rd-Down Conv.	Time of Poss.
Temple	3	13	36-69-0	12-25-2-128-0	61-197	6-43.8	4-4	8-46	3-55	1-(-5)	0-0	4 of 13	31:31
Oklahoma	51	18	36-220-1	19-29-0-158-4	65-378	5-42.8	0-0	7-62	0-0	1-13	2-36	1 of 12	28:29
Houston	12	18	35-58-0	24-28-1-260-1	63-318	6-40.7	1-1	8-70	1-19	3-(-10)	1-0	4 of 15	35:03
Oklahoma	16	15	29-75-0	19-32-1-174-2	61-249	8-44.0	2-0	5-67	1-10	3-22	1-0	4 of 14	24:57
Tulane	19	16	34-106-0	15-33-1-173-2	67-279	6-45.2	1-1	9-60	0-0	1-18	1-22	5 of 15	26:11
Oklahoma	34	23	45-182-3	19-30-1-167-1	75-349	5-41.2	0-0	6-45	1-21	1-24	1-2	8 of 16	31:42
Tennessee	25	14	52-151-1	13-21-0-194-1	73-345	8-48.4	2-2	10-82	1-0	2-12	1-17	6 of 19	35:41
Oklahoma	15	16	34-36-1	18-34-1-186-1	68-222	7-51.0	4-2	3-32	0-0	5-30	0-0	3 of 15	24:28
Oklahoma	27	11	32-130-2	10-15-0-161-0	47-291	5-47.6	0-0	10-78	1-21	1-0	1-63-1	2 of 11	24:34
at Auburn	21	26	43-144-0	21-32-1-338-3	75-482	3-49.3	1-0	7-61	1-27	2-12	0-0	4 of 14	35:26
vs. Texas	34	17	30-177-3	21-31-1-229-1	61-406	3-44.3	1-0	5-57	0-0	4-70	0-0	5 of 13	27:53
Oklahoma	3	18	39-89-0	19-30-0-148-0	69-237	6-47.7	2-2	7-49	3-52	2-19	1-0	4 of 15	32:07
South Carolina	35	15	41-74-1	17-27-0-180-1	68-254	8-51.6	0-0	6-42	1-20	2-10	2-63-1	6 of 18	31:47
Oklahoma	9	19	41-53-0	22-42-2-238-1	83-291	5-46.6	6-2	3-27	2-34	4-23	0-0	6 of 19	28:13
Oklahoma	14	24	50-147-0	22-31-0-182-2	81-329	5-45.6	2-2	7-71	2-43	3-30	0-0	8 of 18	33:45
at Ole Miss	26	18	31-69-2	22-30-0-311-1	61-380	4-53.0	2-1	7-94	0-0	3-9	0-0	5 of 13	26:15
Maine	14	14	29-107-1	17-33-0-144-1	62-251	7-37.9	1-1	1-5	3-48	0-0	0-0	4 of 15	30:16
Oklahoma	59	26	52-381-3	18-26-0-284-2	78-665	1-31.0	1-1	6-65	0-0	4-24	0-0	10 of 14	29:44
Oklahoma	23	15	36-122-0	17-26-0-135-1	62-257	3-44.3	6-4	3-25	0-0	2-19	0-0	5 of 15	25:34
at Missouri	30	19	46-135	14-27-0-143-3	73-278	6-41.8	2-1	6-55	0-0	0-0	0-0	11 of 19	34:26
Alabama													
Oklahoma													
Oklahoma													
at LSU													

STARTING LINEUPS

OFFENSE	QB	RB	TE	WR/TE/RB	WR	WR	LT	LG	C	RG	RT
TEMPLE	Arnold	Sawchuk	Sharp	Farooq	Burks	Thompson	Sexton	Hatchett	Hickman	Nwaiwu	Tarquin
HOUSTON	Arnold	Sawchuk	Sharp	Roberts	Burks	Thompson	Tarquin	Sexton	Bates	Nwaiwu	Taylor
TULANE	Arnold	Sawchuk	Sharp	Ragins	Burks	Thompson	Howland	Sexton	Bates	Nwaiwu	Tarquin
TENNESSEE	Arnold	Barnes	Sharp	Tatum	Burks	Anderson	Sexton	Ozaeta	Hickman	Nwaiwu	Tarquin
at Auburn	Hawkins Jr.	Barnes	Sharp	Roberts	Ragins	Thompson	Tarquin	Sexton	Hickman	Nwaiwu	Taylor
vs. Texas	Hawkins Jr.	Barnes	Sharp	Hester	Pettaway	Thompson	Tarquin	Sexton	Hickman	Nwaiwu	Taylor
SOUTH CAROLINA	Hawkins Jr.	Barnes	Sharp	Hester	Ragins	Thompson	Sexton	Ozaeta	Everett	Nwaiwu	Taylor
at Ole Miss	Arnold	Barnes	Sharp	Roberts	Hester	Thompson	Sexton	Ozaeta	Everett	Nwaiwu	Tarquin
MAINE	Arnold	Barnes	Sharp	Roberts	Hester	Thompson	Howland	Ozaeta	Everett	Nwaiwu	Brown
at Missouri	Arnold	Tatum	Sharp	Farooq	Burks	Thompson	Howland	Ozaeta	Everett	Nwaiwu	Brown
ALABAMA											
at LSU											

DEFENSE	DE/NB	NG	DT	DE	MLB	WLB	CHEETAH	CB	FS	SS	CB
TEMPLE	Thomas	Williams	Jackson	Downs	Stutsman	Lewis	Dolby	Malone	Bowen, P.	Bowman Jr.	Walker
HOUSTON	Thomas	Williams	Jackson	Downs	Stutsman	Lewis	Dolby	Washington	Bowen, P.	Bowman Jr.	Walker
TULANE	Thomas	Williams	Halton	Downs	Stutsman	McKinzie	Washington	Malone	Spears-Jennings	Bowman Jr.	Walker
TENNESSEE	Spears-Jennings	Williams	Terry	Downs	Stutsman	Lewis	Dolby	Malone	Bowen	Bowman Jr.	Walker
at Auburn	Thomas	Williams	Jackson	Downs	Stutsman	Lewis	Omosigho	Malone	Spears-Jennings	Bowman Jr.	Walker
vs. Texas	Bowen, P.	Williams	Jackson	Downs	Stutsman	Lewis	Omosigho	Bowen, E.	Spears-Jennings	Bowman Jr.	Walker
SOUTH CAROLINA	Thomas	Williams	Halton	Downs	Stutsman	Lewis	Kanak	Bowen, E.	Spears-Jennings	Bowman Jr.	Walker
at Ole Miss	Thomas	Williams	Halton	Downs	Stutsman	Lewis	McCullough	Bowen, E.	Spears-Jennings	Bowman Jr.	Walker
MAINE	Thomas	Williams	Jackson	Woullard	Stutsman	Lewis	Washington	Bowen, E.	Spears-Jennings	Bowman Jr.	Johnson
at Missouri	Thomas	Williams	Jackson	Downs	Stutsman	Lewis	Washington	Bowen, E.	Spears-Jennings	Bowman Jr.	Johnson
ALABAMA											
at LSU											

3RD-DOWN CONVERSIONS

Date	Opponent	Score	Overall		1st Qtr		2nd Qtr		3rd Qtr		4th Qtr		OT	
Aug. 30	TEMPLE	W, 51-3	1-12	8.3%	0-3	0.0%	0-4	0.0%	0-3	0.0%	1-2	50.0%	—	—
Sept. 7	HOUSTON	W, 16-12	4-14	28.6%	0-2	0.0%	2-5	0.0%	1-2	50.0%	1-5	20.0%	—	—
Sept. 14	TULANE	W, 34-19	8-16	50.0%	5-6	83.3%	1-2	50.0%	1-3	33.3%	1-5	20.0%	—	—
Sept. 21	TENNESSEE	L, 15-25	3-15	20.0%	1-4	25.0%	0-3	0.0%	0-3	0.0%	2-5	40.0%	—	—
Sept. 28	at Auburn	W, 27-21	2-10	20.0%	1-3	33.3%	0-2	0.0%	1-3	33.3%	0-2	0.0%	—	—
Oct. 12	vs. TEXAS	L, 3-34	4-15	26.7%	1-4	25.0%	0-2	0.0%	0-2	0.0%	3-7	42.9%	—	—
Oct. 19	S. CAROLINA	L, 9-35	6-19	31.6%	1-4	25.0%	1-5	20.0%	3-4	75.0%	1-6	16.7%	—	—
Oct. 26	at Ole Miss	L, 14-26	8-18	44.4%	3-4	75.0%	4-5	80.0%	1-4	25.0%	0-5	0.0%	—	—
Nov. 2	MAINE	W, 59-14	10-14	71.4%	1-3	33.3%	4-4	100.0%	3-4	75.0%	2-3	66.7%	—	—
Nov. 9	at Missouri	L, 23-30	5-15	33.3%	2-5	40.0%	0-2	0.0%	0-3	0.0%	3-5	60.0%	—	—
Nov. 23	ALABAMA													
Nov. 30	at LSU													

4TH-DOWN CONVERSIONS

Date	Opponent	Score	Overall		1st Qtr		2nd Qtr		3rd Qtr		4th Qtr		OT	
Aug. 30	TEMPLE	W, 51-3	3-3	100.0%	1-1	100.0%	2-2	100.0%	0-0	0.0%	0-0	0.0%	—	—
Sept. 7	HOUSTON	W, 16-12	0-0	0.0%	0-0	0.0%	0-0	0.0%	0-0	0.0%	0-0	0.0%	—	—
Sept. 14	TULANE	W, 34-19	0-0	0.0%	0-0	0.0%	0-0	0.0%	0-0	0.0%	0-0	0.0%	—	—
Sept. 21	TENNESSEE	L, 15-25	1-3	33.3%	0-1	0.0%	0-0	0.0%	0-0	0.0%	1-2	50.0%	—	—
Sept. 28	at Auburn	W, 27-21	0-1	0.0%	0-0	0.0%	0-0	0.0%	0-0	0.0%	0-1	0.0%	—	—
Oct. 12	vs. TEXAS	L, 3-34	1-2	50.0%	0-0	0.0%	0-0	0.0%	0-0	0.0%	1-2	50.0%	—	—
Oct. 19	S. CAROLINA	L, 9-35	1-5	20.0%	0-0	0.0%	0-1	0.0%	0-0	0.0%	1-4	25.0%	—	—
Oct. 26	at Ole Miss	L, 14-26	2-5	40.0%	0-1	0.0%	0-0	0.0%	0-0	0.0%	2-4	50.0%	—	—
Nov. 2	MAINE	W, 59-14	2-2	100.0%	1-1	100.0%	0-0	0.0%	1-1	100.0%	0-0	0.0%	—	—
Nov. 9	at Missouri	L, 23-30	3-4	75.0%	1-1	100.0%	0-0	0.0%	1-2	50.0%	1-1	100.0%	—	—
Nov. 23	ALABAMA													
Nov. 30	at LSU													

TIME OF POSSESSION

Date	Opponent	Score	Overall	1st Qtr	2nd Qtr	3rd Qtr	4th Qtr
Aug. 30	TEMPLE	W, 51-3	28:29	7:16	8:12	6:36	6:25
Sept. 7	HOUSTON	W, 16-12	24:57	3:48	7:35	4:36	8:58
Sept. 14	TULANE	W, 34-19	31:42	7:05	7:19	8:30	8:48
Sept. 21	TENNESSEE	L, 15-25	24:28	8:34	3:16	3:21	9:17
Sept. 28	at Auburn	W, 27-21	24:34	3:22	7:30	8:33	5:09
Oct. 12	vs. TEXAS	L, 3-34	32:07	9:53	6:12	4:47	11:15
Oct. 19	S. CAROLINA	L, 9-35	28:13	7:36	8:35	4:09	7:53
Oct. 26	at Ole Miss	L, 14-26	33:45	9:06	7:46	6:45	10:08
Nov. 2	MAINE	W, 59-14	29:44	3:10	10:02	6:52	9:40
Nov. 9	at Missouri	L, 23-30	25:34	3:01	10:16	4:28	7:49
Nov. 23	ALABAMA						
Nov. 30	at LSU						

OU GIVEAWAYS/TAKEAWAYS

Game	Giveaways			Takeaways			Dif.
	Fum	Int	Tot	Fum	Int	Tot	
TEMPLE	0	0	0	4	2	6	+6
HOUSTON	0	1	1	1	1	2	+1
TULANE	0	1	1	1	1	2	+1
TENNESSEE	2	1	3	2	0	2	-1
at Auburn	0	0	0	0	1	1	+1
vs. TEXAS	2	0	2	0	1	1	-1
S. CAROLINA	2	2	4	0	0	0	-4
at Ole Miss	2	0	2	1	0	1	-1
MAINE	1	0	1	1	0	1	0
at Missouri	4	0	4	1	0	1	-3
ALABAMA							
at LSU							
Total	13	5	18	11	6	17	-1

FUMBLES

Name	No.- Lost
Arnold, Jackson	11-6
Tatum, Taylor	3-2
Hawkins Jr., Michael	3-2
Bowen, Peyton	2-1
Burks, Deion	1-1
Franklin, Sam	1-1
Bowman Jr., Billy	1-0
Hicks, Kalib	1-0
Sharp, Bauer	1-0
Total	23-13

OPENING DRIVES — OFFENSE

Game	1st Half	2nd Half
TEMPLE	Touchdown	Punt
HOUSTON	Punt	Interception
TULANE	Touchdown	Field Goal
TENNESSEE	Downs	Punt
at Auburn	Touchdown	Punt
vs. TEXAS	Missed FG	Punt
S. CAROLINA	Interception	Touchdown
at Ole Miss	Downs	Punt
MAINE	Punt	Touchdown
at Missouri	Punt	Downs
ALABAMA		
LSU		

OPENING DRIVES — DEFENSE

Game	1st Half	2nd Half
TEMPLE	Punt	Punt
HOUSTON	Field Goal	Touchdown
TULANE	Punt	Touchdown
TENNESSEE	Punt	Punt
at Auburn	Punt	Punt
vs. TEXAS	Interception	Downs
S. CAROLINA	Touchdown	Punt
at Ole Miss	Touchdown	Touchdown
MAINE	Touchdown	Fumble
at Missouri	Punt	Punt
ALABAMA		
LSU		

OU ON PREGAME COIN FLIPS

Game	Result	Score
TEMPLE	Lost (Kicked)	W, 51-3
HOUSTON	Lost (Received)	W, 16-12
TULANE	Won (Kicked)	W, 34-19
TENNESSEE	Lost (Received)	L, 15-25
at Auburn	Won (Kicked)	W, 27-21
vs. TEXAS	Lost (Kicked)	L, 3-34
S. CAROLINA	Lost (Received)	L, 9-35
at Ole Miss	Won (Kicked)	L, 14-26
MAINE	Lost (Received)	W, 59-14
at Missouri	Lost (Received)	L, 23-30
ALABAMA		
LSU		

DEFENSIVE LEADERS

No.	Name	GP	Solo	Ast	Total	TFL-Yds	Sacks-Yards	Int-Yds	BrUp	QBH	Rcv-Yds	FF	Block	Saf
28	Stutsman, Danny	10	40	56	96	7.5-15	1-4	.	.	3
3	Spears-Jennings, Robert	10	37	18	55	4-23	2.5-22	1-0	1	.	2-0	4	.	.
10	Lewis, Kip	10	25	25	50	4-5	.	1-63	1
2	Bowman Jr., Billy	10	26	17	43	2.5-3	.	2-2	2	1	2-43	.	.	.
24	Omosigho, Sammy	10	14	13	27	4.5-8	.	.	1	2	.	1	.	.
52	Williams, Damonic	10	11	15	26	4-12	1-5	.	.	2	.	1	.	.
22	Bowen, Peyton	10	13	11	24	0.5-1
11	McKinzie, Kobie	10	12	11	23	3-9	1.5-7	.	1	2
26	Walker, Kani	10	17	6	23	1-1	.	1-10	6
65	Jackson, Jayden	10	7	15	22	2-3	2-3	.	1
40	Downs, Ethan	9	15	7	22	6-31	3-22	.	2	1	1-1	1	.	.
56	Halton, Gracen	10	12	9	21	5-37	4-32	.	.	3	1-0	1	.	1
20	Carter, Lewis	10	15	5	20	2-8	1-0	1	.	.
23	Bowen, Eli	8	15	5	20	2-3	.	.	3
4	Malone, Dez	9	14	5	19	1.5-3	.	.	2
5	Washington, Woodi	9	9	10	19
30	Ford, Trace	10	10	8	18	4-16	1.5-7	.	1	.	.	2	.	.
95	Terry, Da'Jon	10	8	9	17	3-5	0.5-1	.	.	.	1-0	.	.	.
32	Thomas, R Mason	10	9	8	17	9-50	7-47	.	1	8	1-8	1	.	.
7	Kanak, Jaren	10	3	12	15	1-21	.	.	.
19	Johnson, Jacobe	10	12	1	13
90	Woullard, Caiden	10	4	9	13	2.5-6	1.5-4	.	1	2
1	McCullough, Dasan	5	7	4	11	2-5
15	Dolby, Kendel	3	7	3	10	1-2	1-2	.	1	1
25	Bogowski, Michael	10	5	3	8
38	Heinecke, Owen	10	4	1	5
0	Stone, David	10	2	3	5	2-14	1-10
34	Adebawore, Adepoju	8	2	2	4	1.5-17	1-13
14	Hardy, Jaydan	10	3	1	4	.	.	1-26	1
96	Sears, Davon	3	3	1	4	2-13	1-7
13	Hester, J.J	10	2	.	2	1-14	1-0	1	.	.
50	Anderson, Ben	10	1	1	2
44	Wein, Taylor	9	.	2	2
99	Strong, Markus	1	2	.	2	2-7	2-7
13	Powers III, Reggie	9	1	1	2
21	Newcombe, Jeremiah	3	1	1	2	.	.	.	1
47	Nesta, James	1	1	1	2
55	Sanders, Ashton	8	.	1	1	0.5-3	0.5-3
6	Burks, Deion	5	1	.	1
8	Vickers, Makari	4	1	.	1
34	Schmit, Zach	10	1	.	1
10	Sharp, Bauer	10	1	.	1
80	Kysar, Bergin	1	1	.	1
Totals		10	374	300	674	80-314	32-196	6-101	26	25	11-73	13	0	1
Opponents		10	418	292	710	80-361	41-262	5-102	25	19	13-55	15	0	1

DEFENSIVE GAME-BY-GAME

TACKLES

Player	UA-A	Total	TEM	HOU	TLN	TEN	AUB	UT	SCAR	OM	MAINE	MIZ	ALA	LSU
Stutsman, Danny	40-56	96	3-3	12-3	6-6	0-3	1-3	2-4	5-11	4-5	2-4	5-14		
Spears-Jennings, Robert	37-18	55	3-1	4-1	6-1	7-6	4-2	5-0	3-3	3-1	1-1	1-2		
Lewis, Kip	25-25	50	3-1	2-2	0-1	4-3	4-1	3-3	2-6	6-1	0-1	1-6		
Bowman Jr., Billy	26-17	43	3-0	4-1	3-0	0-4	7-1	1-0	0-3	4-3	2-2	2-3		
Omosigho, Sammy	14-13	27	1-2	5-0	2-2	0-4	2-1	-	1-1	1-0	0-1	2-2		
Williams, Damon	11-15	26	0-2	1-1	1-2	4-0	1-0	2-2	0-4	0-1	0-1	2-2		
Bowen, Peyton	13-11	24	-	0-1	1-0	0-7	4-1	4-0	2-2	1-0	1-0	-		
Walker, Kani	17-6	23	2-1	-	3-1	3-2	2-1	1-0	3-0	3-0	0-1	-		
McKinzie, Kobie	12-11	23	1-0	1-1	1-3	-	3-3	1-1	2-0	0-1	2-1	1-1		
Downs, Ethan	15-7	22	2-0	0-2	1-1	2-0	1-1	3-0	2-0	1-0	DNP	3-3		
Jackson, Jayden	7-15	22	1-0	0-1	1-1	1-2	-	0-5	2-2	1-1	0-1	1-2		
Halton, Gracen	12-9	21	2-1	2-0	2-0	1-0	1-0	1-1	2-1	0-4	-	1-2		
Carter, Lewis	15-5	20	3-1	2-0	-	6-0	1-0	1-1	0-1	-	1-1	1-1		
Bowen, Eli	15-5	20	DNP	DNP	-	2-0	2-0	5-3	3-0	1-1	1-0	1-1		
Malone, Dez	14-5	19	1-0	2-0	1-0	2-1	3-1	0-1	DNP	4-1	-	1-1		
Washington, Woodi	9-10	19	DNP	2-4	-	2-1	2-4	1-0	-	1-1	1-0	-		
Ford, Trace	10-8	18	-	-	-	3-0	4-1	-	1-2	1-0	1-0	0-5		
Thomas, R Mason	9-8	17	2-1	0-1	3-0	0-1	3-1	-	0-1	0-1	0-1	1-1		
Terry, Da'Jon	8-9	17	1-0	0-2	3-1	1-1	0-1	1-2	-	1-1	1-0	0-1		
Kanak, Jaren	3-12	15	0-2	0-3	0-1	-	-	0-1	1-2	-	2-3	-		
Johnson, Jacobe	12-1	13	3-1	2-0	1-0	-	-	-	2-0	-	2-0	2-0		
Woullard, Caiden	4-9	13	-	1-0	-	0-1	1-1	0-1	0-2	1-1	0-1	1-2		
McCullough, Dasan	7-4	11	DNP	DNP	DNP	DNP	DNP	1-0	0-1	4-1	1-1	1-1		
Dolby, Kendel	7-3	10	2-0	4-1	DNP	1-2	DNP	DNP	DNP	DNP	DNP	DNP		
Boganowski, Michael	5-3	8	1-0	0-1	-	-	1-1	1-0	-	-	2-1	-		
Heinecke, Owen	4-1	5	2-0	-	-	-	-	1-0	0-1	-	1-0	-		
Stone, David	2-3	5	0-2	-	-	1-0	-	-	0-1	-	1-0	-		
Hardy, Jaydan	3-1	4	-	0-1	-	1-0	-	-	-	-	2-0	-		
Sears, Davon	3-1	4	0-1	-	DNP	DNP	DNP	DNP	DNP	DNP	3-0	DNP		
Adebawore, Adepoju	2-2	4	-	-	-	DNP	-	0-1	2-1	-	-	DNP		
Hester, JJ	2-0	2	-	-	-	1-0	-	-	-	1-0	-	-		
Strong, Markus	2-0	2	2-0	DNP	DNP	DNP	DNP	DNP	DNP	DNP	DNP	DNP		
Powers III, Reggie	1-1	2	-	-	DNP	-	-	1-0	-	-	0-1	-		
Newcombe, Jeremiah	1-1	2	0-1	DNP	DNP	DNP	DNP	DNP	-	DNP	1-0	DNP		
Nesta, James	1-1	2	1-1	DNP	DNP	DNP	DNP	DNP	DNP	DNP	DNP	DNP		
Anderson, Ben	1-1	2	-	-	-	-	1-0	-	0-1	-	-	-		
Wein, Taylor	0-2	2	-	DNP	-	-	-	-	-	-	0-2	-		
Burks, Deion	1-0	1	-	1-0	-	-	DNP	DNP	DNP	DNP	DNP	DNP		
Vickers, Makari	1-0	1	DNP	DNP	DNP	-	-	1-0	-	DNP	DNP	DNP		
Sharp, Bauer	1-0	1	-	-	-	-	-	1-0	-	-	-	-		
Schmit, Zach	1-0	1	-	-	-	-	1-0	-	-	-	-	-		
Kysar, Bergin	1-0	1	1-0	DNP	DNP	DNP	DNP	DNP	DNP	DNP	DNP	DNP		
Sanders, Ashton	0-1	1	0-1	-	-	-	-	-	-	DNP	-	DNP		

DEFENSIVE GAME-BY-GAME

TACKLES FOR LOSS

Player	UA-A	Total	TEM	HOU	TLN	TEN	AUB	UT	SCAR	OM	MAINE	MIZ	ALA	LSU
Thomas, R Mason	7-4	9.0	1.0-1	-	3.0-17	0.5-1	2.0-19	-	0.5-4	0.5-1	-	-	-	1.5-7
Stutsman, Danny	5-5	7.5	-	1.0-1	0.5-1	-	0.5-1	1.5-3	1.5-1	1.5-4	1.0-4	-	-	-
Downs, Ethan	6-0	6.0	1.0-7	-	1.0-2	-	-	1.0-6	1.0-9	1.0-1	DNP	1.0-6	-	-
Halton, Gracen	4-2	5.0	1.5-9	2.0-16	-	-	-	-	1.5-12	-	-	-	-	-
Omosigho, Sammy	4-1	4.5	0.5-1	2.0-4	-	-	1.0-2	-	1.0-1	-	-	-	-	-
Spears-Jennings, Robert	3-2	4.0	-	1.0-1	0.5-0	1.0-9	1.0-9	-	0.5-4	-	-	-	-	-
Lewis, Kip	3-2	4.0	0.5-0	-	-	-	1.0-2	1.0-1	0.5-1	1.0-1	-	-	-	-
Ford, Trace	3-2	4.0	-	-	-	2.0-7	1.0-1	-	1.0-8	-	-	-	-	-
Williams, Damon	3-2	4.0	-	1.0-5	-	1.0-1	-	-	0.5-1	-	-	-	-	1.5-5
McKinzie, Kobie	2-2	3.0	-	-	1.0-1	-	1.0-6	-	-	0.5-1	-	0.5-1	-	-
Terry, Da'Jon	1-4	3.0	-	-	-	0.5-1	0.5-1	1.0-2	-	-	1.0-1	-	-	-
Bowman Jr., Billy	2-1	2.5	1.0-1	-	-	-	-	-	-	0.5-1	-	1.0-1	-	-
Woullard, Caiden	1-3	2.5	-	-	-	-	-	0.5-1	-	1.5-5	-	0.5-0	-	-
Stone, David	2-0	2.0	-	-	-	1.0-4	-	-	-	-	1.0-10	-	-	-
McCullough, Dasan	2-0	2.0	DNP	DNP	DNP	DNP	DNP	-	-	1.0-2	-	1.0-3	-	-
Carter, Lewis	2-0	2.0	-	-	-	2.0-8	-	-	-	-	-	-	-	-
Bowen, Eli	2-0	2.0	DNP	DNP	-	-	-	1.0-1	-	-	1.0-2	-	-	-
Jackson, Jayden	2-0	2.0	-	-	-	-	-	-	1.0-2	-	-	1.0-1	-	-
Sears, Davon	2-0	2.0	-	-	DNP	DNP	DNP	DNP	DNP	DNP	2.0-13	DNP	-	-
Strong, Markus	2-0	2.0	2.0-7	DNP	DNP	DNP	DNP	DNP	DNP	DNP	DNP	DNP	-	-
Malone, Dez	1-1	1.5	-	-	1.0-2	-	-	-	DNP	0.5-1	-	-	-	-
Adebawore, Adepoju	1-1	1.5	-	-	-	DNP	-	-	1.5-17	-	-	DNP	-	-
Hester, JJ	1-0	1.0	-	-	-	-	-	-	-	1.0-14	-	-	-	-
Dolby, Kendel	1-0	1.0	1.0-2	-	DNP	-	DNP	DNP	DNP	DNP	DNP	DNP	-	-
Walker, Kani	1-0	1.0	-	-	-	1.0-1	-	-	-	-	-	-	-	-
Bowen, Peyton	0-1	0.5	-	-	-	-	-	-	0.5-1	-	-	-	-	-
Sanders, Ashton	0-1	0.5	0.5-3	-	-	-	-	-	-	DNP	-	DNP	-	-

SACKS

Player	UA-A	Total	TEM	HOU	TLN	TEN	AUB	UT	SCAR	OM	MAINE	MIZ	ALA	LSU
Thomas, R Mason	6-2	7	-	-	3-17	0.5-1	2-19	-	0.5-4	-	-	-	-	1-6
Halton, Gracen	3-2	4	1.5-9	1-11	-	-	-	-	1.5-12	-	-	-	-	-
Downs, Ethan	3-0	3	1-7	-	-	-	-	1-6	1-9	-	DNP	-	-	-
Spears-Jennings, Robert	2-1	2.5	-	-	-	1-9	1-9	-	0.5-4	-	-	-	-	-
Jackson, Jayden	2-0	2	-	-	-	-	-	-	1-2	-	-	1-1	-	-
Strong, Markus	2-0	2	2-7	DNP	DNP	DNP	DNP	DNP	DNP	DNP	DNP	DNP	-	-
McKinzie, Kobie	1-1	1.5	-	-	-	-	1-6	-	-	-	-	-	-	0.5-1
Ford, Trace	1-1	1.5	-	-	-	1-3	-	-	0.5-4	-	-	-	-	-
Woullard, Caiden	1-1	1.5	-	-	-	-	-	-	-	1-4	-	0.5-0	-	-
Stone, David	1-0	1	-	-	-	-	-	-	-	-	1-10	-	-	-
Dolby, Kendel	1-0	1	1-2	-	DNP	-	DNP	DNP	DNP	DNP	DNP	DNP	-	-
Stutsman, Danny	1-0	1	-	-	-	-	-	-	-	-	1-4	-	-	-
Adebawore, Adepoju	1-0	1	-	-	-	DNP	-	-	1-13	-	-	DNP	-	-
Williams, Damon	1-0	1	-	1-5	-	-	-	-	-	-	-	-	-	-
Sears, Davon	1-0	1	-	-	DNP	DNP	DNP	DNP	DNP	DNP	1-7	DNP	-	-
Sanders, Ashton	0-1	0.5	0.5-3	-	-	-	-	-	-	DNP	-	DNP	-	-
Terry, Da'Jon	0-1	0.5	-	-	-	0.5-1	-	-	-	-	-	-	-	-

PARTICIPATION GAME-BY-GAME

NO.	NAME	GP/GS	TEM	HOU	TLN	TEN	AUB	UT	SCAR	OM	MAINE	MIZ	ALA	LSU
34	Adebawore, Adepoju	8/0	XXX	XXX	XXX	...	XXX	XXX	XXX	XXX	XXX
75	Akinkunmi, Daniel	1/0	XXX
50	Anderson, Ben	10/0	XXX	XXX	XXX	XXX	XXX	XXX	XXX	XXX	XXX	XXX
4	Anderson, Nic	1/1	START
5	Anthony, Andrej	1/0	XXX
11	Arnold, Jackson	8/7	START	START	START	START	XXX	START	START	START
73	Autry-Dent, Isaiah	1/0	XXX
2	Barnes, Jovantae	9/6	XXX	XXX	XXX	START	START	START	START	START	START	START
64	Bates, Joshua	4/2	XXX	START	START	XXX
25	Bogdanowski, Michael	10/0	XXX	XXX	XXX	XXX	XXX	XXX	XXX	XXX	XXX	XXX
23	Bowen, Eli	8/5	XXX	XXX	XXX	START	START	START	START	START	START	START
22	Bowen, Peyton	10/4	START	START	XXX	START	XXX	START	XXX	XXX	XXX	XXX
2	Bowman Jr., Billy	10/10	START	START	START	START	START	START	START	START	START	START	START	START
56	Brooks, Eugene	3/0	XXX	XXX	XXX
58	Brown, Spencer	10/2	XXX	XXX	XXX	XXX	XXX	XXX	XXX	XXX	START	START	START	START
6	Burks, Deion	5/5	START	START	START	START	START	START	START
82	Carreon, Ivan	8/0	XXX	...	XXX	...	XXX	XXX	XXX	XXX	XXX	XXX	XXX	XXX
20	Carter, Lewis	10/0	XXX	XXX	XXX	XXX	XXX	XXX	XXX	XXX	XXX	XXX	XXX	XXX
15	Dolby, Kendel	3/3	START	START	...	START
40	Downs, Ethan	9/9	START	START	START	START	START	START	START	START	START	START	START	START
48	Elzinga, Luke	10/0	XXX	XXX	XXX	XXX	XXX	XXX	XXX	XXX	XXX	XXX	XXX	XXX
35	Evans, Liam	1/0	XXX
52	Everett, Troy	5/4	XXX	START	START	START	START	START	START
3	Farooq, Jalil	2/2	START	START	START	START
30	Ford, Trace	10/0	XXX	XXX	XXX	XXX	XXX	XXX	XXX	XXX	XXX	XXX	XXX	XXX
20	Franklin, Sam	9/0	XXX	XXX	XXX	XXX	XXX	XXX	...	XXX	XXX	XXX	XXX	XXX
42	Gilmore, Wyatt	1/0	XXX
56	Halton, Gracen	10/2	XXX	XXX	START	XXX	XXX	XXX	START	XXX	XXX	XXX	XXX	XXX
14	Hardy, Jaydan	10/0	XXX	XXX	XXX	XXX	XXX	XXX	XXX	XXX	XXX	XXX	XXX	XXX
66	Hatchett, Geirean	1/1	START
9	Hawkins Jr., Michael	6/3	XXX	XXX	START	START	START	...	XXX
17	Heim, Taylor	1/0	XXX
38	Heinecke, Owen	10/0	XXX	XXX	XXX	XXX	XXX	XXX	XXX	XXX	XXX	XXX	XXX	XXX
91	Heinig, Drew	1/0	XXX
18	Helms, Kaden	5/0	XXX	...	XXX	XXX	...	XXX	XXX	XXX	XXX
13	Hester, J.J.	10/4	XXX	XXX	XXX	XXX	XXX	START	START	START	START	START	XXX	XXX
51	Hickman, Branson	5/4	START	START	START	START	XXX
0	Hicks, Kalib	5/0	XXX	XXX	XXX	XXX	XXX
93	Hodges, Ace	1/0	XXX
71	Howland, Logan	10/3	XXX	XXX	START	XXX	XXX	XXX	XXX	XXX	START	START	START	START
65	Jackson, Jayden	10/7	START	START	XXX	XXX	START	START	XXX	START	START	START	START	START
19	Johnson, Jacob	10/2	XXX	XXX	XXX	XXX	XXX	XXX	XXX	XXX	START	START	START	START
12	Jordan, Devon	9/0	XXX	...	XXX	XXX	XXX	XXX	XXX	XXX	XXX	XXX	XXX	XXX
88	Jordan, Jacob	4/0	XXX	XXX	XXX	XXX	XXX	XXX
7	Kanak, Jaren	10/1	XXX	XXX	XXX	XXX	XXX	XXX	START	XXX	XXX	XXX	XXX	XXX
7	Kearney, Zion	8/0	XXX	...	XXX	XXX	XXX	XXX	XXX	XXX	XXX	XXX
98	Keltner, Tyler	5/0	XXX	XXX	XXX	XXX	...	XXX
80	Kysar, Bergin	1/0	XXX
10	Lewis, Kip	10/9	START	START	XXX	START	START	START	START	START	START	START	START	START
48	Malaska, Jocelyn	1/0	XXX
4	Malone, Dez	9/4	START	XXX	START	START	START	XXX	...	XXX	XXX	XXX	XXX	XXX
18	McCarty, Erik	1/0	XXX
1	McCullough, Dasan	5/1	XXX	XXX	START	XXX	XXX	XXX	XXX
86	McIntyre, Kade	5/0	XXX	XXX	XXX	XXX	XXX
11	McKinzie, Kobie	10/1	XXX	XXX	START	XXX	XXX	XXX	XXX	XXX	XXX	XXX	XXX	XXX
83	Melson, Major	1/0	XXX
47	Nesta, James	1/0	XXX
21	Newcombe, Jeremiah	3/0	XXX	XXX	...	XXX
54	Nwaiwu, Febechi	10/10	START	START	START	START	START	START	START	START	START	START	START	START
16	Okoye, Danny	2/0	XXX	XXX
24	Omosigbo, Sammy	10/2	XXX	XXX	XXX	XXX	START	START	XXX	XXX	XXX	XXX	XXX	XXX
77	Ozaeta, Heath	9/5	XXX	...	XXX	START	XXX	XXX	START	START	START	START	START	START
17	Pettaway, Jaquai	10/1	XXX	XXX	XXX	XXX	XXX	START	XXX	XXX	XXX	XXX	XXX	XXX
55	Pierre-Louis, Eddy	2/0	XXX	XXX
36	Plaster, Josh	10/0	XXX	XXX	XXX	XXX	XXX	XXX	XXX	XXX	XXX	XXX	XXX	XXX
13	Powers III, Reggie	9/0	XXX	XXX	...	XXX	XXX	XXX	XXX	XXX	XXX	XXX	XXX	XXX
81	Ragins, Zion	10/3	XXX	XXX	START	XXX	START	XXX	START	XXX	XXX	XXX	XXX	XXX
87	Roberts, Jake	10/4	XXX	START	XXX	XXX	START	XXX	XXX	START	START	START	XXX	XXX
21	Robinson, Xavier	4/0	XXX	...	XXX	XXX	XXX	XXX	XXX
27	Rowe, Jayden	4/0	XXX	...	XXX	XXX	XXX
55	Sanders, Ashton	8/0	XXX	XXX	XXX	XXX	XXX	XXX	XXX	...	XXX
27	Sawchuk, Gavin	6/3	START	START	START	XXX	XXX	XXX
34	Schmit, Zach	10/0	XXX	XXX	XXX	XXX	XXX	XXX	XXX	XXX	XXX	XXX	XXX	XXX
39	Schuh, Peter	2/0	XXX	XXX
96	Sears, Davon	3/0	XXX	XXX	XXX
76	Sexton, Jacob	8/8	START	START	START	START	START	START	START	START	START	START	START	START
10	Sharp, Bauer	10/10	START	START	START	START	START	START	START	START	START	START	START	START
6	Smith II, Nigel	1/0	XXX
35	Snyder, Jakeb	2/0	XXX	XXX
3	Spears-Jennings, R.	10/8	XXX	XXX	START	START	START	START	START	START	START	START	START	START
0	Stone, David	10/0	XXX	XXX	XXX	XXX	XXX	XXX	XXX	XXX	XXX	XXX	XXX	XXX
99	Strong, Markus	1/0	XXX
28	Stutsman, Danny	10/10	START	START	START	START	START	START	START	START	START	START	START	START
70	Tarquin, Michael	8/7	START	START	START	START	START	START	XXX	START
8	Tatum, Taylor	9/2	XXX	XXX	XXX	START	...	XXX	XXX	XXX	XXX	XXX	START	START
79	Taylor, Jake	4/4	...	START	START	START	START
95	Terry, Da'Jon	10/1	XXX	XXX	XXX	START	XXX	XXX	XXX	XXX	XXX	XXX	XXX	XXX
32	Thomas, R Mason	10/8	START	START	START	XXX	START	XXX	START	START	START	START	START	START
15	Thompson, Brenen	10/9	START	START	START	XXX	START	START	START	START	START	START	START	START
8	Vickers, Makari	4/0	XXX	XXX	XXX	XXX
26	Walker, Kani	10/8	START	START	START	START	START	START	START	START	START	XXX	XXX	XXX
5	Washington, Woodi	9/4	...	START	START	XXX	XXX	XXX	XXX	XXX	START	START	START	START
44	Wein, Taylor	9/0	XXX	...	XXX	XXX	XXX	XXX	XXX	XXX	XXX	XXX	XXX	XXX
52	Williams, Damic	10/10	START	START	START	START	START	START	START	START	START	START	START	START
9	Williams, Gentry	2/0	XXX	XXX
90	Woullard, Caiden	10/1	XXX	XXX	XXX	XXX	XXX	XXX	XXX	XXX	START	XXX

OKLAHOMA SEASON HIGHS

Rushes	24	Jackson Arnold at Ole Miss (Oct 26, 2024)
Yards Rushing	203	Jovantae Barnes vs Maine (Nov 02, 2024)
TD Rushes	3	Jovantae Barnes vs Maine (Nov 02, 2024)
Long Rush	74	Jovantae Barnes vs Maine (Nov 02, 2024)
Pass Attempts	36	Jackson Arnold vs South Carolina (Oct 19, 2024)
Pass Completions	22	Jackson Arnold at Ole Miss (Oct 26, 2024)
Yards Passing	225	Jackson Arnold vs South Carolina (Oct 19, 2024)
TD Passes	4	Jackson Arnold vs Temple (Aug 30, 2024)
Long Pass	90	Jackson Arnold vs Maine (Nov 02, 2024)
Receptions	9	Deion Burks vs Houston (Sep 07, 2024)
Yards Receiving	112	J.J. Hester vs Maine (Nov 02, 2024)
TD Receptions	3	Deion Burks vs Temple (Aug 30, 2024)
Long Reception	90	J.J. Hester vs Maine (Nov 02, 2024)
Punts	8	Luke Elzinga vs Houston (Sep 07, 2024)
Punting Avg	51.0	Luke Elzinga vs Tennessee (Sep 21, 2024)
Long Punt	63	Luke Elzinga vs Texas (Oct 12, 2024)
	63	Luke Elzinga vs Tennessee (Sep 21, 2024)
Punts Inside 20	5	Luke Elzinga vs Houston (Sep 07, 2024)
Long Punt Return	24	Peyton Bowen at Ole Miss (Oct 26, 2024)
	24	Peyton Bowen vs Tulane (Sep 14, 2024)
Long Kickoff Return	24	Billy Bowman Jr. at Ole Miss (Oct 26, 2024)
	24	Sam Franklin vs Texas (Oct 12, 2024)
Tackles	19	Danny Stutsman at Missouri (Nov 09, 2024)
Sacks	3	R Mason Thomas vs Tulane (Sep 14, 2024)
Tackles For Loss	3	R Mason Thomas vs Tulane (Sep 14, 2024)

OKLAHOMA GAME HIGHS

Rushes	52	vs Maine (Nov 02, 2024)
Yards Rushing	381	vs Maine (Nov 02, 2024)
Yards Per Rush	7.3	vs Maine (Nov 02, 2024)
TD Rushes	6	vs Maine (Nov 02, 2024)
Pass Attempts	42	vs South Carolina (Oct 19, 2024)
Pass Completions	22	at Ole Miss (Oct 26, 2024)
	22	vs South Carolina (Oct 19, 2024)
Yards Passing	284	vs Maine (Nov 02, 2024)
Yards Per Pass	10.9	vs Maine (Nov 02, 2024)
TD Passes	4	vs Temple (Aug 30, 2024)
Total Plays	83	vs South Carolina (Oct 19, 2024)
Total Offense	665	vs Maine (Nov 02, 2024)
Yards Per Play	8.5	vs Maine (Nov 02, 2024)
Points	59	vs Maine (Nov 02, 2024)
Sacks By	6	vs South Carolina (Oct 19, 2024)
	6	vs Temple (Aug 30, 2024)
First Downs	26	vs Maine (Nov 02, 2024)
Penalties	10	at Auburn (Sep 28, 2024)
Penalty Yards	78	at Auburn (Sep 28, 2024)
Turnovers	4	at Missouri (Nov 09, 2024)
	4	vs South Carolina (Oct 19, 2024)
Punts	8	vs Houston (Sep 07, 2024)
Punting Avg	51.0	vs Tennessee (Sep 21, 2024)
Long Punt	63	vs Texas (Oct 12, 2024)
	63	vs Tennessee (Sep 21, 2024)
Punts Inside 20	5	vs Houston (Sep 07, 2024)
Long Punt Return	24	at Ole Miss (Oct 26, 2024)
	24	vs Tulane (Sep 14, 2024)

OPPONENT SEASON HIGHS

Rushes	24	Dylan Sampson vs Tennessee (Sep 21, 2024)
Yards Rushing	118	Quintrevion Wisner vs Texas (Oct 12, 2024)
TD Rushes	1, 8x	MR: Nick Laughlin vs Maine (Nov 02, 2024)
Long Rush	43	Quintrevion Wisner vs Texas (Oct 12, 2024)
Pass Attempts	32	Payton Thorne at Auburn (Sep 28, 2024)
	32	Darian Mensah vs Tulane (Sep 14, 2024)
Pass Completions	24	Donovan Smith vs Houston (Sep 07, 2024)
Yards Passing	338	Payton Thorne at Auburn (Sep 28, 2024)
TD Passes	3	Drew Pyne at Missouri (Nov 09, 2024)
	3	Payton Thorne at Auburn (Sep 28, 2024)
Long Pass	66	Nico Iamaleava vs Tennessee (Sep 21, 2024)
Receptions	5	Luther Burden at Missouri (Nov 09, 2024)
	5	Caden Prieskorn at Ole Miss (Oct 26, 2024)
	5	Gunnar Helm vs Texas (Oct 12, 2024)
	5	KeAndre Lambert-Smith at Auburn (Sep 28, 2024)
	5	Mekhi Mews vs Houston (Sep 07, 2024)
	5	Stephon Johnson vs Houston (Sep 07, 2024)
Yards Receiving	92	Bru McCoy vs Tennessee (Sep 21, 2024)
TD Receptions	2	Theo Wease at Missouri (Nov 09, 2024)
Long Reception	66	Dont'e Thornton Jr. vs Tennessee (Sep 21, 2024)
Field Goals	3	Max Gilbert vs Tennessee (Sep 21, 2024)
Long Field Goals	49	Maddux Trujillo vs Temple (Aug 30, 2024)
Punts	8	Kai Kroeger vs South Carolina (Oct 19, 2024)
	8	Jackson Ross vs Tennessee (Sep 21, 2024)
Punting Avg	53.0	Fraser Masin at Ole Miss (Oct 26, 2024)
Long Punt	78	Will Karoll vs Tulane (Sep 14, 2024)
Punts Inside 20	4	Kai Kroeger vs South Carolina (Oct 19, 2024)
Long Punt Return	55	Silas Bolden vs Texas (Oct 12, 2024)
Long Kickoff Return	27	Jeremiah Cobb at Auburn (Sep 28, 2024)
Tackles	14	Corey Flagg Jr. at Missouri (Nov 09, 2024)
Sacks	4	Suntarine Perkins at Ole Miss (Oct 26, 2024)
Tackles For Loss	5	Suntarine Perkins at Ole Miss (Oct 26, 2024)
Interceptions	2	Nick Emmanwori vs South Carolina (Oct 19, 2024)

OPPONENT GAME HIGHS

Rushes	52	vs Tennessee (Sep 21, 2024)
Yards Rushing	177	vs Texas (Oct 12, 2024)
Yards Per Rush	5.9	vs Texas (Oct 12, 2024)
TD Rushes	3	vs Texas (Oct 12, 2024)
Pass Attempts	33	vs Maine (Nov 02, 2024)
	33	vs Tulane (Sep 14, 2024)
Pass Completions	24	vs Houston (Sep 07, 2024)
Yards Passing	338	at Auburn (Sep 28, 2024)
Yards Per Pass	10.6	at Auburn (Sep 28, 2024)
TD Passes	3	at Missouri (Nov 09, 2024)
	3	at Auburn (Sep 28, 2024)
Total Plays	75	at Auburn (Sep 28, 2024)
Total Offense	482	at Auburn (Sep 28, 2024)
Yards Per Play	6.7	vs Texas (Oct 12, 2024)
Points	35	vs South Carolina (Oct 19, 2024)
Sacks By	9	at Ole Miss (Oct 26, 2024)
	9	vs South Carolina (Oct 19, 2024)
First Downs	26	at Auburn (Sep 28, 2024)
Penalties	10	vs Tennessee (Sep 21, 2024)
Penalty Yards	94	at Ole Miss (Oct 26, 2024)
Turnovers	6	vs Temple (Aug 30, 2024)
Punts	8	vs South Carolina (Oct 19, 2024)
	8	vs Tennessee (Sep 21, 2024)
Punting Avg	53.0	at Ole Miss (Oct 26, 2024)
Long Punt	78	vs Tulane (Sep 14, 2024)
Punts Inside 20	4	vs South Carolina (Oct 19, 2024)
Long Punt Return	55	vs Texas (Oct 12, 2024)

OKLAHOMA'S LONGEST PLAYS

Rushing	74	Jovantae Barnes vs. Maine (Nov. 2, 2024)
Passing	90	Jackson Arnold to J.J. Hester vs. Maine (Nov. 2, 2024)
Field Goal	56	Zach Schmit at Missouri (Nov. 9, 2024)
Punt	63	Luke Elzinga vs. Tenn. (Sept. 21, 2024)/Texas (Oct. 12, 2024)
Punt Return	24	Peyton Bowen vs. Tulane (Sept. 14, 2024)/Ole Miss (Oct. 26, 2024)
Kickoff Return	24	Sam Franklin vs. Texas (Oct. 12, 2024)/Billy Bowman Jr. (Oct. 26, 2024)
Interception Return	26	Jaydan Hardy vs. Temple (Aug. 30, 2024)
Fumble Return	43	Billy Bowman Jr. at Missouri (Nov. 9, 2024)

OKLAHOMA'S LONGEST RUSHES

Date	Opponent	OU Player	Yards
11/2	Maine	Jovantae Barnes	74
9/28	Auburn	Michael Hawkins Jr.	48 (TD)
9/14	Tulane	Jackson Arnold	47
8/30	Temple	Taylor Tatum	35
8/30	Temple	Sam Franklin	30
11/2	Maine	Jovantae Barnes	29
11/9	Missouri	Jackson Arnold	26
10/26	Ole Miss	Jackson Arnold	24
9/14	Tulane	Jackson Arnold	24 (TD)
11/9	Missouri	Jackson Arnold	20
11/2	Maine	Michael Hawkins Jr.	20

OKLAHOMA'S LONGEST PASS PLAYS

Date	Opponent	OU Players	Yards
11/2	Maine	Jackson Arnold to J.J. Hester	90 (TD)
9/28	Auburn	Michael Hawkins Jr. to JJ Hester	60
10/19	South Carolina	Jackson Arnold to Brenen Thompson	54 (TD)
8/30	Temple	Jackson Arnold to Jalil Farooq	47
11/2	Maine	Michael Hawkins Jr. to Xavier Robinson	46
9/21	Tennessee	Michael Hawkins Jr. to Jaquaize Pettaway	46
11/9	Missouri	Luke Elzinga to Bauer Sharp	43
9/28	Auburn	Michael Hawkins Jr. to Bauer Sharp	30
9/7	Houston	Jackson Arnold to Brenen Thompson	33
9/7	Houston	Jackson Arnold to Jake Roberts	28
10/19	South Carolina	Jackson Arnold to Jacob Jordan	27
11/2	Maine	Jackson Arnold to Jacob Jordan	24
10/19	South Carolina	Jackson Arnold to J.J. Hester	23
9/28	Auburn	Michael Hawkins Jr. to JJ Hester	21
10/26	Ole Miss	Jackson Arnold to Bauer Sharp	20
9/14	Tulane	Jackson Arnold to Deion Burks	20

OKLAHOMA'S LONGEST RETURN PLAYS

Date	Opponent	OU Player	Yards
11/9	Missouri	Billy Bowman Jr. (FR)	43 (TD)
8/30	Temple	Jaydan Hardy (IR)	26
10/26	Ole Miss	Billy Bowman Jr. (KR)	24
10/26	Ole Miss	Peyton Bowen (PR)	24
9/14	Tulane	Peyton Bowen (PR)	24
9/28	Auburn	Sam Franklin (KR)	21
9/14	Tulane	Sam Franklin (KR)	21
9/7	Houston	Peyton Bowen (PR)	20

OKLAHOMA'S LONGEST SCORING DRIVES

Date	Opponent	Quarter	Plays-Yards	TOP	Drive Ended
10/26	Ole Miss	2nd	13-92	2:34	Touchdown
11/2	Maine	2nd	2-90	0:23*	Touchdown
10/19	South Carolina	3rd	8-90	3:31	Touchdown
8/30	Temple	4th	9-85	4:23	Touchdown
11/2	Maine	1st	15-84	5:14	Touchdown
9/7	Houston	1st	8-81	3:11	Touchdown
9/21	Tennessee	4th	9-76	2:34	Touchdown
8/30	Temple	1st	7-76	2:47	Touchdown
11/9	Missouri	4th	12-75	5:29	Touchdown
11/2	Maine	4th	8-75	3:21	Touchdown
11/2	Maine	1st	3-75	0:52	Touchdown
9/14	Tulane	1st	14-69	5:46**	Touchdown
9/28	Auburn	1st	4-68	1:20	Touchdown
9/21	Tennessee	4th	10-68	3:30	Touchdown
11/2	Maine	3rd	12-67	5:16	Touchdown
9/28	Auburn	4th	4-67	1:40	Touchdown
9/14	Tulane	2nd	6-67	1:36	Touchdown
9/14	Tulane	3rd	13-64	5:40	Field Goal
10/26	Ole Miss	1st	8-60	3:43	Touchdown
9/14	Tulane	2nd	7-60	1:58	Touchdown
11/9	Missouri	1st	13-58	5:53	Field Goal
11/2	Maine	3rd	13-58	6:19	Field Goal
9/21	Tennessee	1st	10-55	3:03	Touchdown
10/19	South Carolina	2nd	11-53	4:01	Field Goal
8/30	Temple	3rd	8-52	2:26	Field Goal
9/28	Auburn	4th	11-51	6:34^	Field Goal
11/2	Maine	3rd	7-50	1:17	Touchdown
8/30	Temple	2nd	5-44	1:22	Touchdown
9/14	Tulane	4th	4-43	2:13	Field Goal
8/30	Temple	1st	5-43	1:43	Touchdown
11/2	Maine	3rd	4-38	1:36	Touchdown
10/12	Texas	1st	11-38	4:42	Field Goal
11/2	Maine	2nd	3-37	0:49	Touchdown

*Shortest scoring drive by time of possession

**Longest touchdown drive by time of possession | ^Longest scoring drive by TOP

OPPONENTS' LONGEST PLAYS

Rushing	43	Quintrevion Wisner, Texas (Oct. 12, 2024)
Passing	66	Nico lamaleava to Dont'e Thonton Jr., Tennessee (Sept. 21, 2024)
Field Goal	49	Maddux Trujillo, Temple (Aug. 30, 2024)
Punt	78	Will Karoll, Tulane (Sept. 14, 2024)
Punt Return	55	Silas Bolden, Texas (Oct. 12, 2024)
Kickoff Return	27	Jeremiah Cobb, Auburn (Sept. 28, 2024)
Interception Return	65	Nick Emmanwori, South Carolina (Oct. 19, 2024)
Fumble Return	36	Tonka Hemingway, South Carolina (Oct. 19, 2024)


SEC/NCAA RANKINGS

INDIVIDUAL

Category	Player	Stat	SEC Rank	NCAA Rank
Completion Pct.	Jackson Arnold	61.2	11	71
Completions/Game	Jackson Arnold	16.4	9	71
Passing Efficiency	Jackson Arnold	125.7	14	91
Passing TDs	Jackson Arnold	12	9	74
Passing Yards	Jackson Arnold	1,243	15	115
Passing Yards/Game	Jackson Arnold	155.4	13	104
Yards/Pass Attempt	Jackson Arnold	5.8	15	117
Passing Yards/Completion	Jackson Arnold	9.5	15	117
Receptions/Game	Bauer Sharp	3.9	14	136
Receiving TDs	Deion Burks	3	21	169
Rushing Yards	Jovantae Barnes	577	11	102
Rushing Yards/Game	Jovantae Barnes	64.1	8	86
Rush Yards/Carry	Jovantae Barnes	4.7	14	99
Rushing TDs	Jovantae Barnes	5	17	122
All-Purpose Yards	Jovantae Barnes	77.8	17	145
Total Offense	Jackson Arnold	185.1	13	107
Points Responsible For	Jackson Arnold	96	11	80
Points Responsible For/Game	Jackson Arnold	12.0	9	58
Field Goals/Game	Zach Schmit	0.7	13	105
Total Tackles	Danny Stutsman	9.6	2	14
Sacks	R Mason Thomas	0.7	8	86
	Gracen Halton	0.4	24	120
Total Interceptions	Billy Bowman Jr.	2	10	86
Forced Fumbles	Robert Spears-Jennings	0.4	1	4
Fumbles Recovered	Robert Spears-Jennings	2	2	8
	Billy Bowman Jr.	2	2	8
	Lewis Carter	1	15	74
	Ethan Downs	1	15	74
	Gracen Halton	1	15	74
	Jaren Kanak	1	15	74
	Da'Jon Terry	1	15	74
	R Mason Thomas	1	15	74
	J.J. Hester	1	15	74
Punting	Luke Elzinga	45.7	4	9
Punt Returns	Peyton Bowen	8.3	3	29

TEAM

Category	Stat	SEC Rank	NCAA Rank
Scoring Offense	25.1	15	91
Scoring Defense	21.9	12	40
Total Offense	326.8	16	117
Total Defense	319.0	8	23
Rushing Offense	143.5	14	86
Rushing Defense	109.0	4	18
Pass Offense	183.3	16	115
Pass Defense	210.0	9	55
Pass Efficiency	126.5	14	95
Pass Defense Efficiency	134.7	13	74
Passes Had Intercepted	5	3	16
Passes Intercepted	6	12	95
Fumbles Recovered	11	1	3
Fumbles Lost	13	16	133
Sacks/Game	3.2	3	7
Sacks Allowed/Game	4.1	16	133
Tackles for Loss/Game	8.0	2	6
First Downs	185	16	103
First Downs Allowed	170	5	15
3rd-Down Conversion Pct.	34.5	16	112
Opp. 3rd-Down Conversion Pct.	35.1	10	36
4th-Down Conversion Pct.	52.0	8	78
Opp. 4th-Down Conversion Pct.	46.7	4	38
Red Zone Offense Pct.	86.5	5	50
Red Zone Defense Pct.	76.7	6	23
Penalties/Game	5.7	5	56
Penalty Yards/Game	52.1	4	62
Time of Possession	28:21	12	104
Turnover Margin	-0.1	9	72
Turnovers Gained	17	5	27
Turnovers Lost	18	15	108
Net Punt Average	42.8	6	10
Kickoff Returns	18.1	14	101
Kickoff Coverage	16.9	5	21
Punt Return Average	7.9	8	68
Punt Coverage	5.4	6	41

8/30/24 • Gaylord Family – Oklahoma Memorial Stadium (83,329) • Norman		
	TEMPLE	3
	#16 OKLAHOMA	51

NORMAN — In the program's first-ever Friday night home game, No. 16/16 Oklahoma excelled in all three phases of a 51-3 season-opening win over Temple.

Sophomore quarterback Jackson Arnold completed 17 of 25 passes (68%) for 141 yards and four touchdowns with no interceptions. He became just the third Sooner to ever pass for at least four TDs in their first career home start. Three of Arnold's TDs went to redshirt junior Deion Burks. The wide receiver finished with a game-high six catches for 36 yards and became the first Sooner to catch three TD passes in a season opener and the first OU player to haul in three TDs in his school debut. Arnold's other TD pass was a 14-yarder on OU's opening drive to tight end Bauer Sharp, another newcomer.

The Sooners averaged 6.1 yards per rush and were led by freshman Taylor Tatum, who racked up 69 yards on just five carries (13.8 average), including an eight-yard TD. Redshirt junior Sam Franklin carried four times for 45 yards (11.2 average) and junior Jovantae Barnes carried five times for 33 yards (6.6 average).

OU held the Owls to 197 yards (128 passing and 69 rushing) and 3.2 yards per play. The Sooners registered six takeaways on the night, their most since 2003. After recovering six fumbles all of last season, they recovered four against the Owls (most nationally on the week), and added two interceptions. Junior linebacker Jaren Kanak returned one of the recoveries (on a Temple punt return) 21 yards for a touchdown. OU also had six sacks.

Sixth-year kicker Tyler Keltner, who transferred from Florida State, was 3 for 3 on field goals (50, 42 and 24 yards) and made all six PAT tries in his OU debut. He was named SEC Special Teams Player of the Week.

Score by Quarters	1	2	3	4	Score
Temple	0	0	3	0	3
Oklahoma	17	17	3	14	51

Record: (0-1, 0-0 American)
Record: (1-0, 0-0 SEC)

Scoring Summary:

- 1st 11:17 OU - #10 B.Sharp 14 yd pass from #11 J.Arnold (#98 T.Keltner kick) 7 plays, 76 yards, TOP 02:47 0-7
- 1st 08:07 OU - #6 D.Burks 14 yd pass from #11 J.Arnold (#98 T.Keltner kick) 5 plays, 43 yards, TOP 01:43 0-14
- 1st 00:43 OU - #98 T.Keltner 50 yd FG 4 plays, 1 yard, TOP 01:22 0-17
- 2nd 08:05 OU - #98 T.Keltner 42 yd FG 12 plays, 34 yards, TOP 04:51 0-20
- 2nd 05:28 OU - #6 D.Burks 8 yd pass from #11 J.Arnold (#98 T.Keltner kick) 5 plays, 44 yards, TOP 01:22 0-27
- 2nd 00:36 OU - #6 D.Burks 5 yd pass from #11 J.Arnold (#98 T.Keltner kick) 2 plays, 6 yards, TOP 00:38 0-34
- 3rd 07:53 OU - #98 T.Keltner 24 yd FG 8 plays, 52 yards, TOP 02:26 0-37
- 3rd 03:07 TEM - #91 M.Trujillo 49 yd FG 10 plays, 44 yards, TOP 04:46 3-37
- 4th 11:44 OU - #7 J.Kanak 21 yd fumble return (#98 T.Keltner kick) 3 plays, 4 yards, TOP 02:02 3-44
- 4th 03:11 OU - #8 T.Tatum 8 yd rush (#98 T.Keltner kick) 9 plays, 85 yards, TOP 04:23 3-51


	TU	OU
FIRST DOWNS	13	18
RUSHES-YARDS (NET)	36-69	36-220
PASSING YDS (NET)	128	158
Passes Att-Comp-Int	12-25-2	19-29-0
TOTAL OFFENSE PLAYS-YARDS	61-197	65-378
Fumble Returns-Yards	0-0	1-21
Punt Returns-Yards	1--5	1-13
Kickoff Returns-Yards	3-55	0-0
Interception Returns-Yards	0-0	2-36
Punts (Number-Avg)	6-43.8	5-42.8
Fumbles-Lost	4-4	0-0
Penalties-Yards	8-46	7-62
Possession Time	31:31	28:29
Third-Down Conversions	4 of 13	1 of 12
Fourth-Down Conversions	0 of 0	3 of 3
Red-Zone Scores-Chances	1-1	6-6
Sacks By: Number-Yards	3-13	6-28

RUSHING: TU – Wilson Jr., E. 6-31; Wright, D. 2-8; Allen, A. 1-8; Littleton II, A. 6-8; Worthy, T. 2-8; Smith, J. 4-6; Adams, J. 1-2; Brock, F. 14--2. **OU** – Tatum, T. 5-69; Franklin, S. 4-45; Arnold, J. 11-34; Barnes, J. 5-33; Sawchuk, G. 6-15; Burks, D. 3-14; Hawkins Jr., M. 2-10.

PASSING: TU – Brock, F. 12-25-2-128. **OU** – Arnold, J. 17-25-0-141; Hawkins Jr., M. 2-4-17.

RECEIVING: TU – Wright, D. 3-36; Allen, A. 2-19; Jones, A. 2-18; Littleton II, A. 1-19; Morris, L. 1-16; Adams, J. 1-14; Irvin, X. 1-8; Smith, J. 1--2. **OU** – Burks, D. 6-36; Sharp, B. 5-47; Thompson, B. 4-15; Farooq, J. 1-47; Ragins, Z. 1-7; Anthony, A. 1-4; Carreon, I. 1-2.

TACKLES (UA-A): TU – Keaton, A. 4-2; Deravil, E. 3-3; King, T. 2-4; Morton, J. 4-0; Stuart, 2-2; Stewart, C. 1-3; Johnson, J. 3-0; Woodbury, 3-0; Richardson, T. 3-0; Osueke, B. 3-0; Lewis, J. 1-2; Powell, Z. 2-0; Owens, D. 2-0; Jean, L. 1-1; Whitaker, T. 1-1; Haye, A. 1-1; Frye, L. 0-2; Sweeting, D. 1-0; Quarshie, W. 1-0; Wright, T. 1-0; Badmus, S. 1-0; Thomas, T. 0-1; Morris, D. 0-1; Lepolo, T. 0-1; Santiago, A. 0-1; Kromah, S. 0-1. **OU** – Stutsman, D. 3-3; Lewis, K. 3-1; Johnson, J. 3-1; Spears-Jennings, R. 3-1; Carter, L. 3-1; Bowman, B. 3-0; Mason Thomas, R. 2-1; Walker, K. 2-1; Halton, G. 2-1; Omosigbo, S. 1-2; Downs, E. 2-0; Heinecke, O. 2-0; Dolby, K. 2-0; Strong, M. 2-0; Nesta, J. 1-1; Williams, D. 0-2; Kanak, J. 0-2; Stone, D. 0-2; McKinzie, K. 1-0; Terry, D. 1-0; Jackson, J. 1-0; Malone, D. 1-0; Boganowski, M. 1-0; Kysar, B. 1-0; Sanders, A. 0-1; Sears, D. 0-1; Newcombe, J. 0-1.

9/7/24 • Gaylord Family – Oklahoma Memorial Stadium (83,653) • Norman		
	HOUSTON	12
	#15 OKLAHOMA	16

NORMAN — No. 15/13 Oklahoma held Houston to 318 total yards and 5.0 yards per play and got a key safety from defensive lineman Gracen Halton with 1:42 remaining to help clinch its ninth straight home victory.

Linebacker Danny Stutsman finished with 15 tackles, defensive back Robert Spears-Jennings logged his first career interception and linebacker Lewis Carter registered his first career fumble recovery to aid OU, which managed just 15 first downs, 14 points and 249 yards on offense (4.1 yards per play).

Carter's recovery came on a muffed punt following the opening possession of the game and led to a 10-yard Jackson Arnold touchdown pass to wide receiver Brenen Thompson on the next play for a 7-0 lead.

Arnold completed 19 of 32 passes for 174 yards and two TDs, and threw his first interception of the season. Wide receiver Deion Burks caught a game-high nine passes for a team-high 53 yards.

Arnold's other touchdown throw was an 11-yarder early in the second quarter to redshirt senior tight end Jake Roberts and gave the Sooners a 14-3 lead. For Roberts, a Norman product who transferred from Baylor in the offseason and earned his first career OU start, it was his first TD as a Sooner. He finished with three catches for 51 yards.

Halton, who added a third-quarter sack for 11 yards, finished with a career-high 2.0 tackles for loss. His safety marked OU's only points of the second half. Linebacker Sammy Omosigbo logged career highs of five tackles and 2.0 TFLs.

Luke Elzinga averaged 44.0 yards on his eight punts, with five of those downed inside the 20-yard line, three inside the 10 and two inside the 5.

Score by Quarters	1	2	3	4	Score
Houston	3	3	6	0	12
Oklahoma	7	7	0	2	16

Record: (0-2, 0-0 Big 12)
Record: (2-0, 0-0 SEC)

Scoring Summary:

- 1st 12:59 OU - #15 B.Thompson 10 yd pass from #11 J.Arnold (#98 T.Keltner kick) 1 play, 10 yards, TOP 00:06 0-7
- 1st 04:29 UH - #43 J.Kim 43 yd FG 12 plays, 63 yards, TOP 08:25 3-7
- 2nd 12:28 OU - #87 J.Roberts 11 yd pass from #11 J.Arnold (#98 T.Keltner kick) 8 plays, 81 yards, TOP 03:11 3-14
- 2nd 00:00 UH - #43 J.Kim 44 yd FG 6 plays, 55 yards, TOP 01:17 6-14
- 3rd 13:15 UH - #0 J.Manjack IV 44 yd pass from #1 D.Smith (#0 J.Manjack IV pass from #1 D.Smith failed) 4 plays, 75 yards, TOP 01:45 12-14
- 4th 01:42 OU - #56 G.Halton SAFETY 0 plays, 0 yards, TOP 00:04 12-16

	UH	OU
FIRST DOWNS	18	15
RUSHES-YARDS (NET)	35-58	29-75
PASSING YDS (NET)	260	174
Passes Att-Comp-Int	24-28-1	19-32-1
TOTAL OFFENSE PLAYS-YARDS	63-318	61-249
Fumble Returns-Yards	0-0	0-0
Punt Returns-Yards	3--10	3-22
Kickoff Returns-Yards	1-19	1-10
Interception Returns-Yards	1-0	1-0
Punts (Number-Avg)	6-40.7	8-44.0
Fumbles-Lost	1-1	2-0
Penalties-Yards	8-70	5-67
Possession Time	35:03	24:57
Third-Down Conversions	4 of 15	4 of 14
Fourth-Down Conversions	2 of 2	0 of 0
Red-Zone Scores-Chances	1-1	2-2
Sacks By: Number-Yards	3-11	2-16

RUSHING: UH – Sneed, S. 11-33; Sanford II, R. 7-20; Jenkins, P. 7-10; Burnette, J. 3-3; Smith, D. 7--8. **OU** – Barnes, J. 12-40; Arnold, J. 11-28; Tatum, T. 1-6; Sawchuk, G. 4-4.

PASSING: UH – Smith, D. 24-28-1-260. **OU** – Arnold, J. 19-32-1-174.

RECEIVING: UH – Johnson, S. 5-57; Mews, M. 5-23; Manjack IV, J. 3-72; Sanford II, R. 3-48; Shoulders, M. 3-22; Carr, M. 2-14; Wilson, J. 1-10; York, J. 1-7. **OU** – Burks, D. 9-53; Roberts, J. 3-51; Barnes, J. 3-8; Thompson, B. 2-43; Ragins, Z. 1-14; Sharp, B. 1-5.

TACKLES (UA-A): UH – Haulcy, A. 6-5; Batton, M. 6-3; Webb, K. 4-2; Cooper Jr., K. 5-0; McLaurin, H. 4-1; Morris, J. 0-5; Allen, C. 0-5; Gaston, J. 2-2; Holmes Jr., A. 1-1; Rhym, J. 1-0; McCutchin Sr, L. 1-0; Coppage-El, T. 1-0; Carter, A. 1-0; Mack, B. 1-0; Stillman, X. 0-1; Lee, Q. 0-1; Lee, Q. 0-1. **OU** – Stutsman, D. 12-3; Washington, W. 2-4; Omosigbo, S. 5-0; Dolby, K. 4-1; Spears-Jennings, R. 4-1; Bowman, B. 4-1; Lewis, K. 2-2; Kanak, J. 0-3; Malone, D. 2-0; Carter, L. 2-0; Halton, G. 2-0; Johnson, J. 2-0; Williams, D. 1-1; McKinzie, K. 1-1; Terry, D. 0-2; Downs, E. 0-2; Burks, D. 1-0; Woullard, C. 1-0; Boganowski, M. 0-1; Bowen, P. 0-1; Hardy, J. 0-1; Thomas, R. 0-1; Jackson, J. .

9/14/24 • Gaylord Family – Oklahoma Memorial Stadium [83,325] • Norman			
	TULANE	19	
	#15 OKLAHOMA	34	

NORMAN — No. 15/13 Oklahoma jumped out to a 21-0 lead against visiting Tulane, watched the Green Wave close to within 24-19 in the fourth quarter and then rode a stellar defensive effort down the stretch to a 34-19 win. The victory was OU's 48th straight against a non-conference opponent unranked in the AP poll.

After Tulane got to within five points, the Sooners forced a three-and-out, registered an interception, logged a turnover on downs and recovered a fumble to close the game. On those final four possessions, the Green Wave managed just 33 yards on 16 plays (2.1 average).

Junior defensive lineman R Mason Thomas turned in his best career performance, finishing with a career-high 3.0 tackles for loss (all fourth-quarter sacks), a forced fumble and recovery, a pass breakup and a quarterback hurry. He entered the game with 2.5 career sacks and 4.5 TFLs.

Senior linebacker Danny Stutsman led OU in tackles for the third straight outing with 12, giving him 300 for his career.

Sophomore quarterback Jackson Arnold completed 18 of 29 passes (62%) for 169 yards and a touchdown (one interception), and rushed 14 times for a game- and career-high 97 yards and two TDs. Freshman running back Taylor Tatum caught Arnold's TD throw (a 9-yarder) and scored on a 1-yard rush on the next possession for a 21-0 lead. Junior backfield mate Jovantae Barnes ran for 53 yards on 14 carries.

Junior wide receiver Deion Burks finished with game highs of seven receptions and 80 receiving yards, giving him 22 catches on the season, a program record for the first three games of an OU career.

Score by Quarters	1	2	3	4	Score	
Tulane	0	6	7	6	19	Record: (1-2, 0-0 American)
Oklahoma	7	14	3	10	34	Record: (3-0, 0-0 SEC)

Scoring Summary:

1st	07:36	OU - #11 J.Arnold 1 yd rush (#98 T.Keltner kick)	
		14 plays, 69 yards, TOP 05:46	0-7
2nd	10:02	OU - #8 T.Tatum 9 yd pass from #11 J.Arnold (#98 T.Keltner kick)	
		7 plays, 60 yards, TOP 01:58	0-14
2nd	03:39	OU - #8 T.Tatum 1 yd rush (#98 T.Keltner kick)	
		6 plays, 67 yards, TOP 01:36	0-21
2nd	00:19	TLN - #9 R.Brown 7 yd pass from #7 T.Thompson (#63 E.Head kick missed)	
		11 plays, 75 yards, TOP 03:20	6-21
3rd	09:20	OU - #98 T.Keltner 29 yd FG	
		13 plays, 64 yards, TOP 05:40	6-24
3rd	04:45	TLN - #21 M.Hughes 8 yd pass from #10 D.Mensah (#63 E.Head kick)	
		9 plays, 75 yards, TOP 04:35	13-24
4th	14:20	TLN - #13 T.Grubbs 22 yd interception return (#21 M.Hughes pass from #10 D.Mensah failed)	
		TOP 00:28	19-24
4th	06:05	OU - #11 J.Arnold 24 yd rush (#98 T.Keltner kick)	
		4 plays, 43 yards, TOP 02:13	19-31
4th	02:55	OU - #98 T.Keltner 39 yd FG	
		4 plays, 5 yards, TOP 01:39	19-34


	TLN	OU
FIRST DOWNS	16	23
RUSHES-YARDS (NET)	34-106	45-182
PASSING YDS (NET)	173	167
Passes Att-Comp-Int	15-33-1	19-30-1
TOTAL OFFENSE PLAYS-YARDS	67-279	75-349
Fumble Returns-Yards	0-0	1-8
Punt Returns-Yards	1-18	1-24
Kickoff Returns-Yards	0-0	1-21
Interception Returns-Yards	1-22	1-2
Punts (Number-Avg)	6-45.2	5-41.2
Fumbles-Lost	1-1	0-0
Penalties-Yards	9-60	6-45
Possession Time	26:11	31:42
Third-Down Conversions	5 of 15	8 of 16
Fourth-Down Conversions	1 of 2	0 of 0
Red-Zone Scores-Chances	2-2	5-5
Sacks By: Number-Yards	3-18	3-17

RUSHING: TLN – Hughes, M. 19-71; Fleming, D. 1-19; Barnes III, A. 4-10; Clayton-Johnson, S. 3-7; Brown, Y. 1-6; Mensah, D. 6--7. **OU** – Arnold, J. 14-97; Barnes, J. 14-53; Tatum, T. 9-27; Sawchuk, G. 6-16.

PASSING: TLN – Mensah, D. 14-32-1-166; Thompson, T. 1-1-0-7. **OU** – Arnold, J. 18-29-1-169; Tatum, T. 1-1-0--2.

RECEIVING: TLN – Fleming, D. 4-59; Williams, M. 3-36; Brown, Y. 2-31; Hughes, M. 2-13; Bohanon, B. 1-19; Clayton-Johnson, S. 1-10; Brown, R. 1-7; Barnes III, A. 2--2. **OU** – Burks, D. 7-80; Sharp, B. 4-28; Sawchuk, G. 2-10; Ragins, Z. 1-13; Barnes, J. 1-12; Kearney, Z. 1-12; Tatum, T. 1-9; Roberts, J. 1-5; Arnold, J. 1--2.

TACKLES (UA-A): TLN – Howard, S. 5-5; Despanie, B. 7-2; Adams III, K. 7-2; Grubbs, T. 4-2; Agu, D. 4-0; Huntington, A. 0-4; Ransaw, C. 3-0; Geiger, J. 2-1; Tchienchou, J. 2-1; Peterson, P. 1-2; Rodgers, C. 1-2; Henderson, G. 2-0; Robinson, M. 1-1; Tillery, L. 0-2; Friloux, A. 0-2; Laister, S. 1-0; Hudak, E. 1-0; Fobbs-White, M. 1-0; Jenkins, P. 1-0; Anderson, A. 1-0; Mensah, D. 1-0; Edwards, J. 1-0; De Rosa, D. 1-0; Hamilton, K. 0-1; Eugene Jr., M. 0-1; Johnson, J. 0-1; Hicks Jr., E. 0-1. **OU** – Stutsman, D. 6-6; Spears-Jennings, R. 7-1; Terry, D. 3-1; Walker, K. 3-1; Omosigbo, S. 2-2; McKinzie, K. 1-3; Bowman Jr., B. 3-0; Thomas, R. 3-0; Williams, D. 1-2; Halton, G. 2-0; Downs, E. 1-1; Jackson, J. 1-1; Bowen, P. 1-0; Malone, D. 1-0; Kanak, J. 0-1; Lewis, K. 0-1.

9/21/24 • Gaylord Family – Oklahoma Memorial Stadium [84,071] • Norman			
	#6 TENNESSEE	25	
	#15 OKLAHOMA	15	

NORMAN — In its first league game as a member of the Southeastern Conference, Oklahoma's defense performed well against one of the nation's top offenses but the No. 15/13 Sooners came out on the short side of a 25-15 decision against No. 6/7 Tennessee.

The Volunteers entered the game ranked first nationally in scoring offense (63.7 ppg), but OU held them to 23 offensive points. Similarly, the Sooners limited UT to 345 total yards, 151 rushing yards and 194 passing yards, well below its season averages of 639.3 total yards, 336.3 rushing yards and 303.0 passing yards per game entering the night.

OU forced eight punts and recovered a pair of second-quarter fumbles in Tennessee territory (6- and 33-yard lines), but the offense gave the ball back on the next play both times. The Sooners committed three turnovers, all in the first half, that led to 10 UT points.

Oklahoma struggled to move the ball for much of the contest, finishing with 222 total yards and 36 rushing yards on 34 attempts. Freshman quarterback Michael Hawkins Jr. replaced sophomore starter Jackson Arnold late in the second quarter and finished the contest. Hawkins Jr. completed 11 of 18 pass attempts for 132 yards and a touchdown, and rushed 12 times for 22 yards. He had no turnovers.

Junior safety Robert Spears-Jennings led OU with a career-high 13 tackles (1.0 sack) and forced a fumble, while sixth-year defensive lineman Trace Ford logged 2.0 tackles for loss and a forced fumble.

The game marked the return of Tennessee head coach Josh Heupel to Norman. Heupel was the 2000 Heisman Trophy runner-up, the same season he quarterbacked OU to a 13-0 record and national title. He also served as a Sooners assistant coach for nine years (was co-offensive coordinator from 2011-14).

Score by Quarters	1	2	3	4	Score	
Tennessee	10	9	3	3	25	Record: (4-0, 1-0 SEC)
Oklahoma	3	0	0	12	15	Record: (3-1, 0-1 SEC)

Scoring Summary:

1st	03:45	TEN - #90 M.Gilbert 27 yd FG	
		6 plays, 42 yards, TOP 02:36	3-0
1st	00:42	OU - #98 T.Keltner 37 yd FG	
		10 plays, 55 yards, TOP 03:03	3-3
1st	00:03	TEN - #1 D.Thornton Jr. 66 yd pass from #8 N.lamaleava (#90 M.Gilbert kick)	
		2 plays, 75 yards, TOP 00:39	10-3
2nd	09:12	TEN - #97 J.Jenkins SAFETY	
		TOP 00:05	12-3
2nd	01:40	TEN - #6 D.Sampson 1 yd rush (#90 M.Gilbert kick)	
		8 plays, 46 yards, TOP 03:47	19-3
3rd	06:03	TEN - #90 M.Gilbert 41 yd FG	
		6 plays, 53 yards, TOP 02:49	22-3
4th	08:25	OU - #2 J.Barnes 2 yd pass from #9 M.Hawkins Jr. (#98 T.Keltner kick missed)	
		10 plays, 68 yards, TOP 03:30	22-9
4th	03:35	TEN - #90 M.Gilbert 32 yd FG	
		4 plays, 9 yards, TOP 01:40	25-9
4th	01:01	OU - #2 J.Barnes 1 yd rush (#9 M.Hawkins Jr. rush failed)	
		9 plays, 76 yards, TOP 02:34	25-15

	UT	OU
FIRST DOWNS	14	16
RUSHES-YARDS (NET)	52-151	34-36
PASSING YDS (NET)	194	186
Passes Att-Comp-Int	13-21-0	18-34-1
TOTAL OFFENSE PLAYS-YARDS	73-345	68-222
Fumble Returns-Yards	0-0	1-1
Punt Returns-Yards	2-12	5-30
Kickoff Returns-Yards	1-0	0-0
Interception Returns-Yards	1-17	0-0
Punts (Number-Avg)	8-48.4	7-51.0
Fumbles-Lost	2-2	4-2
Penalties-Yards	10-82	3-32
Possession Time	35:41	24:28
Third-Down Conversions	6-19	3-15
Fourth-Down Conversions	0-0	1-3
Red-Zone Scores-Chances	3-3	3-4
Sacks By: Number-Yards	3-27	3-14

RUSHING: UT – Sampson, D. 24-92; Bishop, D. 16-65; lamaleava, N. 8-15; White, S. 3--14. **OU** – Hawkins Jr., M. 12-22; Burks, D. 1-18; Tatum, T. 3-14; Barnes, J. 8-12; Sawchuk, G. 1--2; Franklin, S. 1--3; Arnold, J. 5--21.

PASSING: UT – lamaleava, N. 13-21-0-194. **OU** – Hawkins Jr., M. 11-18-0-132; Arnold, J. 7-16-1-54.

RECEIVING: UT – McCoy, B. 4-92; White, S. 3-13; Thornton Jr., D. 2-73; Staes, H. 2-8; Davis, E. 1-8; Brazzell II, C. 1-0. **OU** – Sharp, B. 4-36; Burks, D. 4-32; Pettaway, J. 3-79; Thompson, B. 2-18; Roberts, J. 2-11; Barnes, J. 2-0; Ragins, Z. 1-10.

TACKLES (UA-A): UT – Carter, A. 3-3; Keenan, P. 4-1; Turrentine, A. 3-2; Harrison, C. 3-2; West, T. 3-0; McCoy, J. 3-0; Josephs, J. 3-0; Brooks, W. 2-1; Carter, B. 2-0; Thomas, J. 2-0; Charles, C. 2-0; Moi, J. 2-0; Baily, D. 1-1; Pearce Jr., J. 1-1; Jenkins, J. 1-1; Gibson III, R. 1-1; Simmons, E. 1-0; Thomas, O. 1-0; Hobbs, D. 1-0; Spillman, E. 1-0; Norman-Lott, O. 1-0; Salansky, M. 1-0; Easton, B. 1-0; Perry, K. 0-1. **OU** – Spears-Jennings, R. 7-6; Lewis, K. 4-3; Bowen, P. 0-7; Carter, L. 6-0; Waker, K. 3-2; Williams, D. 4-0; Bowman, Jr. B. 0-4; Omosigbo, S. 0-4; Ford, T. 3-0; Malone, D. 2-1; Washington, W. 2-1; Jackson, J. 1-2; Dolby, K. 1-2; Stutsman, D. 0-3; Downs, E. 2-0; Bowen, E. 2-0; Terry, D. 1-1; Hester, J. 1-0; Halton, G. 1-0; Stone, D. 1-0; Hardy, J. 1-0; Woullard, C. 0-1; Thomas, R. 0-1.

9/28/24 • Jordan-Hare Stadium (88,043) • Auburn, Ala.		
	#21 OKLAHOMA	27
	AUBURN	21

AUBURN, Ala. — Trailing 21-10 with less than nine minutes left in the fourth quarter, No. 21/18 Oklahoma scored the final 17 points in a 27-21 win at Auburn for the Sooners' first-ever SEC victory.

OU scored the go-ahead points when redshirt sophomore linebacker Kip Lewis returned an interception 63 yards for a touchdown with 4:06 remaining. Freshman quarterback Michael Hawkins Jr. converted the ensuing two-point conversion on an acrobatic dive to put OU ahead 24-21 and redshirt senior kicker Zach Schmit later booted a 39-yard field goal with 54 seconds to go.

Hawkins Jr. became just the seventh OU quarterback to start a game as a true freshman and became the first OU true freshman QB to win on the road in his first career start. He ran for a 48-yard score on the Sooners' first possession and completed 10 of 15 passes on the day for 161 yards, with no turnovers.

Redshirt senior receiver J.J. Hester entered the contest without a reception since the 2022 season but caught three passes for game and career highs of 86 yards. His 60-yard nab in the fourth quarter represented an OU season long and set up a touchdown that cut Auburn's lead to 21-16 with 8:32 left in the fourth quarter.

Junior running back Jovantae Barnes carried 18 times for a season-high 61 yards and scored on a 2-yard run following Hester's long reception.

Senior safety Billy Bowman Jr. logged a game-high eight tackles, seven of them solo. Junior defensive lineman R Mason Thomas added four tackles, including sacks on back-to-back third- and fourth-down plays on Auburn's first possession after OU went up 24-21. The turnover on downs in Tigers territory led to the Sooners' final field goal.

Score by Quarters	1	2	3	4	Score	
Oklahoma	7	0	3	17	27	Record: (4-1, 1-1 SEC)
Auburn	0	14	0	7	21	Record: (2-3, 0-2 SEC)

Scoring Summary:

1st	12:30 OU - #9 M.Hawkins Jr. 48 yd rush (#34 Z.Schmit kick)	7-0
	4 plays, 68 yards, TOP 01:20	
2nd	12:52 Auburn - #5 K.Lambert-Smith 31 yd pass from #1 P.Thorne (#33 T.McGough kick)	7-7
	4 plays, 72 yards, TOP 02:02	
2nd	05:41 Auburn - #11 M.Simmons 48 yd pass from #1 P.Thorne (#33 T.McGough kick)	7-14
	7 plays, 81 yards, TOP 03:58	
3rd	02:26 OU - #34 Z.Schmit 24 yd FG	10-14
	11 plays, 51 yards, TOP 06:34	
4th	14:12 Auburn - #86 L.Deal 1 yd pass from #1 P.Thorne (#33 T.McGough kick)	10-21
	7 plays, 58 yards, TOP 03:06	
4th	08:32 OU - #2 J.Barnes 2 yd rush (#10 B.Sharp pass from #9 M.Hawkins Jr. failed)	16-21
	4 plays, 67 yards, TOP 01:40	
4th	04:06 OU - #10 K.Lewis 63 yd interception return (#9 M.Hawkins Jr. rush)	24-21
	TOP 04:26	
4th	00:54 OU - #34 Z.Schmit 39 yd FG	27-21
	4 plays, 3 yards, TOP 01:00	

	OU	AU
FIRST DOWNS	11	26
RUSHES-YARDS (NET)	32-130	43-144
PASSING YDS (NET)	161	338
Passes Att-Comp-Int	10-15-0	21-32-1
TOTAL OFFENSE PLAYS-YARDS	47-291	75-482
Fumble Returns-Yards	0-0	0-0
Punt Returns-Yards	1-0	2-12
Kickoff Returns-Yards	1-21	1-27
Interception Returns-Yards	1-63	0-0
Punts (Number-Avg)	5-47.6	3-49.3
Fumbles-Lost	0-0	1-0
Penalties-Yards	10-78	7-61
Possession Time	24:34	35:26
Third-Down Conversions	2 of 11	4 of 14
Fourth-Down Conversions	0 of 1	2 of 4
Red-Zone Scores-Chances	2-2	1-3
Sacks By: Number-Yards	4-34	2-7

RUSHING: AU – Hunter, J. 17-97; Alston, D. 7-24; Thorne, P. 17-23; Jackson V, S. 2-0. **OU** – Hawkins Jr., M. 14-69; Barnes, J. 18-61.

PASSING: AU – Thorne, P. 21-32-1-338. **OU** – Hawkins Jr., M. 10-15-0-161.

RECEIVING: AU – Lambert-Smith, K. 5-77; Simmons, M. 4-61; Coleman, C. 3-82; Fairweather, R. 3-71; Lewis, R. 2-22; Hunter, J. 2-21; Cobb, J. 1-3. **OU** – Sharp, B. 4-43; Hester, J. 3-86; Thompson, B. 2-30; Pettaway, J. 1-2.

TACKLES (UA-A): AU – Riddick, D. 5-1; Faulk, K. 2-3; Lee, K. 4-0; Asante, E. 3-1; Keys, A. 3-1; Harris, K. 3-1; McLeod, J. 2-2; Mausi, D. 2-1; Thompson, J. 2-0; Wooden, C. 2-0; Crawford, J. 1-1; Williams, A. 1-0; Jones, J. 1-0; Walker, Z. 1-0; Jamison-Travis, Q. 1-0; Waller, J. 0-1; Hughes, R. 0-1; Woodyard Jr., R. 0-1. **OU** – Bowman Jr., B. 7-1; Spears-Jennings, R. 4-2; McKinzie, K. 3-3; Washington, W. 2-4; Lewis, K. 4-1; Ford, T. 4-1; Bowen, P. 4-1; Malone, D. 3-1; Mason Thomas, R. 3-1; Stutsman, D. 1-3; Walker, K. 2-1; Omsigho, S. 2-1; Bowen, E. 2-0; Downs, E. 1-1; Woullard, C. 1-1; Boganowski, M. 1-1; Carter, L. 1-0; Anderson, B. 1-0; Williams, D. 1-0; Halton, G. 1-0; Schmit, Z. 1-0; Terry, D. 0-1.

10/12/24 • Cotton Bowl (92,100) • Dallas, Texas		
	#1 TEXAS	34
	#18 OKLAHOMA	3

DALLAS — After leading 3-0 and not allowing a first down through the first quarter, No. 18/16 Oklahoma dropped a 34-3 contest to No. 1/1 Texas in the Allstate Red River Rivalry at the Cotton Bowl. It was the programs' first meeting as SEC members and just OU's fifth loss in the last 16 meetings against the Longhorns.

The Sooners finished with 18 first downs to Texas' 17, but UT outgained Oklahoma 406 yards to 237 and averaged 6.7 yards per play to OU's 3.4. After OU held the Longhorns to 13 yards on 10 plays in the first quarter, UT gained 222 yards on 22 plays in the second quarter to take a 21-3 halftime lead and tacked on 13 more points in the second half.

Senior safety Billy Bowman Jr. intercepted a pass in Texas territory on the game's opening possession, but Tyler Keltner missed a 44-yard field goal try moments later. Keltner rebounded to make a 42-yarder to cap the Sooners' third drive, their only points of the day.

Michael Hawkins Jr. became OU seventh freshman quarterback to start vs. Texas, but the first true freshman. He completed 19 of 30 pass attempts for 148 yards and no interceptions. Factoring six sacks, he netted 27 yards on 20 carries.

Freshman receiver Zion Kearney was one of 11 Sooners who caught at least one pass, finishing with team and career highs of four catches and 45 yards. Redshirt junior tight end Bauer Sharp (21 yards) and junior receiver Brenen Thompson (19 yards) caught three passes each. OU's longest completion was 15 yards.

Freshman cornerback Eli Bowen became the first true freshman defensive back to make his initial career start against Texas since cornerback Aaron Colvin in 2010. Bowen notched his first career tackle for loss and led OU with a career-high eight tackles.

Bowen and sophomore safety Peyton Bowen became the first brothers to start a game for Oklahoma since 1987 (offensive linemen Anthony and Jon Phillips), and the first brothers to start a game on defense for OU since 1975 (defensive linemen Lee Roy and Dewey Selmon). Peyton Bowen finished with four tackles, all solo.

Score by Quarters	1	2	3	4	Score	
Texas	0	21	3	10	34	Record: (6-0, 2-0 SEC)
Oklahoma	3	0	0	0	3	Record: (4-2, 1-2 SEC)

Scoring Summary:

1st	00:10 OU - #98 T.Keltner 42 yd FG	0-3
	11 plays, 38 yards, TOP 04:42	
2nd	11:20 UT - #85 G.Helm 7 yd pass from #3 Q.Ewers (#45 B.Auburn kick)	7-3
	10 plays, 75 yards, TOP 03:50	
2nd	02:21 UT - #11 S.Bolden 0 yd rush (#45 B.Auburn kick)	14-3
	4 plays, 84 yards, TOP 01:58	
2nd	01:40 UT - #26 Q.Wisner 43 yd rush (#45 B.Auburn kick)	21-3
	1 play, 43 yards, TOP 00:11	
3rd	01:01 UT - #45 B.Auburn 41 yd FG	24-3
	11 plays, 45 yards, TOP 05:35	
4th	07:44 UT - #45 B.Auburn 29 yd FG	27-3
	7 plays, 13 yards, TOP 03:36	
4th	05:21 UT - #3 Q.Ewers 1 yd rush (#45 B.Auburn kick)	34-3
	3 plays, 32 yards, TOP 01:06	

	UT	OU
FIRST DOWNS	17	18
RUSHES-YARDS (NET)	30-177	39-89
PASSING YDS (NET)	229	148
Passes Att-Comp-Int	21-31-1	19-30-1
TOTAL OFFENSE PLAYS-YARDS	61-406	69-237
Fumble Returns-Yards	0-0	0-0
Punt Returns-Yards	4-70	2-19
Kickoff Returns-Yards	0-0	3-52
Interception Returns-Yards	0-0	1-0
Punts (Number-Avg)	3-44.3	6-47.7
Fumbles-Lost	1-0	2-2
Penalties-Yards	5-57	7-49
Possession Time	27:53	32:07
Third-Down Conversions	5 of 13	4 of 15
Fourth-Down Conversions	0 of 1	1 of 2
Red-Zone Scores-Chances	4-6	0-1
Sacks By: Number-Yards	5-29	1-6

RUSHING: UT – Wisner, Q. 13-118; Blue, J. 10-30; Wingo, R. 1-25; Ewers, Q. 4-3; Gibson, J. 2-1. **OU** – Barnes, J. 14-38; Hawkins Jr., M. 20-27; Tatum, T. 2-17; Sawchuk, G. 2-9.

PASSING: UT – Ewers, Q. 20-29-1-199; Golden, M. 1-2-0-30. **OU** – Hawkins Jr., M. 19-30-0-148.

RECEIVING: UT – Helm, G. 5-91; Wisner, Q. 4-12; Moore Jr., D. 3-25; Blue, J. 3-18; Wingo, R. 2-49; Golden, M. 1-23; Bond, I. 1-5; Davis, J. 1-3; Bolden, S. 1-3. **OU** – Kearney, Z. 4-45; Sharp, B. 3-21; Thompson, B. 3-19; Robinson, X. 2-12; Roberts, J. 1-12; Carreon, I. 1-12; Sawchuk, G. 1-7; Barnes, J. 1-6; Pettaway, J. 1-6; Hester, J. 1-4; Tatum, T. 1-4.

TACKLES (UA-A): UT – Hill Jr., A. 7-4; Simmons, C. 2-3; Williams Jr., D. 4-0; Gbenda, D. 4-0; Guilbeau, J. 4-0; Muhammad, M. 3-1; Lefau, L. 2-2; Blackwell Jr., M. 2-2; Barron, J. 2-2; Broughton, V. 2-1; Taaffe, M. 2-1; McDonald, J. 2-1; Collins, A. 1-2; Holmes, G. 2-0; Sorrell, B. 1-1; Burke, E. 1-1; Moore, T. 1-1; Smith, T. 1-1; Norton, B. 0-2; Vasek, C. 1-0; Landwehr, M. 1-0; Mukuba, A. 1-0; Roberson, W. 1-0; January, A. 1-0; Johnson-Rubell, J. 1-0; Lole, J. 0-1. **OU** – Bowen, E. 5-3; Lewis, K. 3-3; Stutsman, D. 2-4; Spears-Jennings, R. 5-0; Jackson, J. 0-5; Bowen, P. 4-0; Williams, D. 2-2; Downs, E. 3-0; Terry, D. 1-2; Halton, G. 1-1; Carter, L. 1-1; McKinzie, K. 1-1; Bowman Jr., B. 1-0; McCullough, D. 1-0; Walker, K. 1-0; Heinecke, O. 1-0; Vickers, M. 1-0; Washington, W. 1-0; Boganowski, M. 1-0; Powers III, R. 1-0; Sharp, B. 1-0; Malone, D. 0-1; Kanak, J. 0-1; Woullard, C. 0-1; Adebawore, A. 0-1.

10/19/24 • Gaylord Family – Oklahoma Memorial Stadium (83,331) • Norman

	SOUTH CAROLINA	35
	OKLAHOMA	9

NORMAN — Oklahoma outgained South Carolina 291 to 254 in total yardage and finished with 19 first downs to the Gamecocks' 15, but fell 35-9 at home as it was outscored 24-0 off turnovers.

The Sooners (4-3, 1-3) held the Gamecocks (4-3, 2-3) to 74 rushing yards, more than 100 below their season average of 175.3 entering the game, and 1.8 yards per rush, but turned the ball over on each of their first three possessions, resulting in two defensive touchdowns and a 21-0 first-quarter deficit. South Carolina added a field goal early in the second quarter before kicker Zach Schmit got OU on the board when he converted a 44-yard field goal try with four minutes to play in the half. USC found the end zone one more time to take a 32-3 lead into the break.

Jackson Arnold, who hadn't played since the fourth game of the season but replaced starter Michael Hawkins Jr. in the first quarter, hit Brenen Thompson for a 54-yard score midway through the third quarter, but a failed two-point attempt kept the score 32-9. Arnold completed 18 of his 36 passes for a season-high 225 yards.

OU's defense matched its season high with six sacks and a totaled a season-high 11 tackles for loss, but surrendered nine sacks and 13 TFLs. Danny Stutsman registered a game-leading 16 tackles while Gracen Halton paced the team with 1.5 sacks. The Sooners turned the ball over four times and did not generate a takeaway for the first time in a year, breaking a streak of 12 games with at least one turnover gained.

Jovantae Barnes rushed for a season-high 70 yards on 17 carries and true freshman wide receiver Jacob Jordan registered career bests of six catches and 86 yards while playing in his second collegiate game. J.J. Hester caught four passes for 44 yards and Thompson finished with 59 yards on his two receptions.

Score by Quarters

	1	2	3	4	Score	
South Carolina	21	11	0	3	35	Record: (4-3, 2-3 SEC)
Oklahoma	0	3	6	0	9	Record: (4-3, 1-3 SEC)

Scoring Summary:

1st	12:33	USC - #5 R.Sanders 3 yd rush (#40 A.Herrera kick)	5 plays, 41 yards, TOP 02:13	7-0
1st	11:21	USC - #91 T.Hemingway 36 yd fumble return (#40 A.Herrera kick)	TOP 01:12	14-0
1st	09:40	USC - #7 N.Emmanwori 65 yd interception return (#40 A.Herrera kick)	TOP 01:41	21-0
2nd	12:05	USC - #40 A.Herrera 39 yd FG	4 plays, 4 yards, TOP 01:52	24-0
2nd	05:17	OU - #34 Z.Schmit 44 yd FG	11 plays, 53 yards, TOP 04:01	24-3
2nd	01:54	USC - #6 J.Simon 33 yd pass from #16 L.Sellers (#44 M.Brown rush)	8 plays, 75 yards, TOP 03:23	32-3
3rd	07:33	OU - #15 B.Thompson 54 yd pass from #11 J.Arnold (#10 B.Sharp pass from #11 J.Arnold failed)	8 plays, 90 yards, TOP 03:31	32-9
4th	07:48	USC - #40 A.Herrera 33 yd FG	4 plays, 6 yards, TOP 01:37	35-9

	USC	OU
FIRST DOWNS	15	19
RUSHES-YARDS (NET)	41-74	41-53
PASSING YDS (NET)	180	238
Passes Att-Comp-Int	17-27-0	22-42-2
TOTAL OFFENSE PLAYS-YARDS	68-254	83-291
Fumble Returns-Yards	1-36	0-0
Punt Returns-Yards	2-10	4-23
Kickoff Returns-Yards	1-20	2-34
Interception Returns-Yards	2-63	0-0
Punts (Number-Avg)	8-51.6	5-46.6
Fumbles-Lost	0-0	6-2
Penalties-Yards	6-42	3-27
Possession Time	31:47	28:13
Third-Down Conversions	6 of 18	6 of 19
Fourth-Down Conversions	0 of 1	1 of 5
Red-Zone Scores-Chances	2-3	1-1
Sacks By: Number-Yards	9-77	6-48

RUSHING: USC - Sanders, R. 15-33; Sellers, L. 13-28; McDowell, J. 3-15; Adaway III, O. 4-8; Howell, J. 3-5; Beville, D. 1-13. **OU** - Barnes, J. 17-70; Tatum, T. 4-16; Hicks, K. 2-11; Hawkins Jr., M. 1-15; Arnold, J. 17-29.

PASSING: USC - Sellers, L. 16-24-0-175; Kroeger, K. 0-1-0-0; Ashford, R. 1-1-0-5; Beville, D. 0-0-0-0. **OU** - Arnold, J. 18-36-0-225; Hawkins Jr., M. 3-5-2-18; Elzinga, L. 1-1-0--5.

RECEIVING: USC - Simon, J. 4-43; Jacobs, V. 4-40; Bennett Jr., M. 2-13; Harbor, N. 2-13; Adaway III, O. 1-27; Smith, M. 1-25; Larvadain, G. 1-7; Sanders, R. 1-7; Campbell, D. 1-5. **OU** - Jordan, J. 6-86; Hester, J. 4-44; Barnes, J. 4-21; Sharp, B. 3-9; Thompson, B. 2-59; Tatum, T. 1-18; Roberts, J. 1-5; Ragins, Z. 1-4-4.

TACKLES (UA-A): USC - Emmanwori, N. 7-4; Knight Jr., D. 7-4; Martin-Scott, B. 7-4; Williams, D. 1-8; Collier, J. 3-1; Smith, D. 2-2; Geer, J. 2-1; Kilgore, J. 1-2; Sanders, T. 1-2; Stewart, D. 2-0; Hemingway, T. 2-0; Porter, R. 2-0; Edmond, G. 1-1; Williams, P. 1-1; Kennard, K. 1-1; Spaulding, D. 1-1; Huntley, A. 0-2; Johnson, F. 0-2; Thomas Jr., B. 1-0; Goodwine, M. 1-0; Swain, V. 1-0; Ford, K. 1-0; Bucey, D. 1-0; Porter, R. 0-1; Barrett, N. 0-1; Kilgore, G. 0-1; Bryant, C. 0-1. **OU** - Stutsman, D. 5-11; Lewis, K. 2-6; Spears-Jennings, R. 3-3; Jackson, J. 2-2; Bowen, P. 2-2; Williams, D. 0-4; Bowen, E. 3-0; Walker, K. 3-0; Adebawore, A. 2-1; Halton, G. 2-1; Ford, T. 1-2; Kanak, J. 1-2; Bowman Jr., B. 0-3; Downs, E. 2-0; Johnson, J. 2-0; McKinzie, K. 2-0; Omosigbo, S. 1-1; Woullard, C. 0-2; Heinecke, O. 0-1; Anderson, B. 0-1; Carter, L. 0-1; Mason Thomas, R. 0-1; McCullough, D. 0-1; Stone, D. 0-1.

10/26/24 • Vaught-Hemingway Stadium (67,926) • Oxford, Miss.

	OKLAHOMA	14
	#18 OLE MISS	26

OXFORD, Miss. — Oklahoma led 14-10 at halftime, but was outscored 16-0 in the second half and lost 26-14 at No. 18 Ole Miss 26-14. The game marked the first in OU history in the state of Mississippi.

Sophomore quarterback Jackson Arnold completed 22 of 31 pass attempts for 182 yards and two touchdowns. His first TD throw was to redshirt junior tight end Bauer Sharp on an 11-yard play in the first quarter tied the score at 7-all with 2:18 left. Sharp registered a career- and game-high eight receptions for a team-high 53 yards on the day.

After Ole Miss pulled ahead on a 35-yard field goal by Caden Davis in the second quarter, Arnold found freshman wide receiver Jacob Jordan for a 9-yard TD with six seconds remaining in the half, capping a 13-play, 92-yard drive and giving OU a 14-10 edge at the break. It was OU's longest drive of the season in terms of distance.

The Sooners (4-4, 1-4 SEC) outgained the Rebels (6-2, 2-2) 235 to 162 in total yardage and converted 7 of 9 third down attempts in the first half, as Arnold completed 10 of 13 passes for 110 yards and two touchdowns and rushed 13 times for 44 yards. Ole Miss scored 13 points in the third quarter and three more in the fourth, as OU managed just 94 yards after halftime. In the first half, the Sooners held a 235-162 advantage in total yards.

Senior linebacker Danny Stutsman recorded a team-high nine tackles, 1.5 of them for loss. He and redshirt sophomore linebacker Kobie McKinzie combined to stop Ole Miss for a three-yard loss on fourth-and-1 in the second quarter, leading to Oklahoma's touchdown drive to take the lead before halftime.

Senior defensive back Billy Bowman Jr. and redshirt sophomore linebacker Kip Lewis each tallied seven tackles. Junior linebacker Dasan McCullough made his first start of the season after missing the first five games with an injury, and finished with five tackles and his first TFL of the year.

Junior running back Jovantae Barnes led all rushers with 67 yards on 16 carries and totaled career highs of five catches and 57 receiving yards.

Score by Quarters

	1	2	3	4	Score	
Oklahoma	7	7	0	0	14	Record: (4-4, 1-4 SEC)
Ole Miss	7	3	13	3	26	Record: (6-2, 2-2 SEC)

Scoring Summary:

1st	12:36	OM - #21 H.Parrish Jr. 9 yd rush (#41 C.Davis kick)	6 plays, 75 yards, TOP 02:24	0-7
1st	02:18	OU - #10 B.Sharp 11 yd pass from #11 J.Arnold (#34 Z.Schmit kick)	8 plays, 60 yards, TOP 03:43	7-7
2nd	07:29	OM - #41 C.Davis 35 yd FG	10 plays, 68 yards, TOP 04:25	7-10
2nd	00:06	OU - #88 J.Jordan 9 yd pass from #11 J.Arnold (#34 Z.Schmit kick)	13 plays, 92 yards, TOP 02:34	14-10
3rd	09:34	OM - #86 C.Prieskorn 24 yd pass from #2 J.Dart (#41 C.Davis kick missed)	8 plays, 65 yards, TOP 03:32	14-16
3rd	05:20	OM - #38 J.Pegues 1 yd rush (#41 C.Davis kick)	7 plays, 83 yards, TOP 02:50	14-23
4th	14:51	OM - #41 C.Davis 42 yd FG	6 plays, 43 yards, TOP 02:02	14-26

	OU	OM
FIRST DOWNS	24	18
RUSHES-YARDS (NET)	50-147	31-69
PASSING YDS (NET)	182	311
Passes Att-Comp-Int	22-31-0	22-30-0
TOTAL OFFENSE PLAYS-YARDS	81-329	61-380
Fumble Returns-Yards	0-0	1-0
Punt Returns-Yards	3-30	3-9
Kickoff Returns-Yards	2-43	0-0
Interception Returns-Yards	0-0	0-0
Punts (Number-Avg)	5-45.6	4-53.0
Fumbles-Lost	2-2	2-1
Penalties-Yards	7-71	7-94
Possession Time	33:45	26:15
Third-Down Conversions	8 of 18	5 of 13
Fourth-Down Conversions	2 of 5	0 of 2
Red-Zone Scores-Chances	2-4	3-4
Sacks By: Number-Yards	1-4	9-50

RUSHING: OU - Barnes, J. 16-67; Tatum, T. 9-42; Arnold, J. 24-39; Sharp, B. 1-1. **OM** - Parrish Jr., H. 15-44; Dart, J. 8-24; Bentley IV, U. 5-5; Pegues, J. 1-1; Wells Jr., A. 1-3.

PASSING: OU - Arnold, J. 22-31-0-182. **OM** - Dart, J. 22-30-0-311.

RECEIVING: OU - Sharp, B. 8-53; Jordan, J. 6-38; Barnes, J. 5-57; Hester, J. 1-19; Roberts, J. 1-8; Franklin, S. 1-7. **OM** - Prieskom, C. 5-71; Lee, C. 4-59; Watkins, J. 4-59; Wright, D. 3-54; Wells Jr., A. 3-39; Parrish Jr., H. 2-3; Davis, M. 1-26.

TACKLES (UA-A): OU - Stutsman, D. 4-5; Lewis, K. 6-1; Bowman Jr., B. 4-3; McCullough, D. 4-1; Malone, D. 4-1; Spears-Jennings, R. 3-1; Halton, G. 0-4; Walker, K. 3-0; Bowen, E. 1-1; Washington, W. 1-1; Jackson, J. 1-1; Terry, D. 1-1; Woullard, C. 1-1; Hester, J. 1-0; Downs, E. 1-0; Omosigbo, S. 1-0; Bowen, P. 1-0; Ford, T. 1-0; McKinzie, K. 0-1; Williams, D. 0-1; Thomas, R. 0-1. **OM** - Paul Jr., C. 7-5; Perkins, S. 8-3; Dottery, T. 5-5; Saunders, J. 7-2; Coleman, K. 4-4; Pegues, J. 4-2; Washington, T. 3-3; Amos, T. 3-0; Umanmielen, P. 3-0; Banks, Y. 2-1; Ivery, J. 2-1; Moore, L. 2-1; Stone, A. 2-1; Hamilton, I. 2-0; Harris, Z. 1-1; Davis, C. 1-0; Graves Jr., C. 1-0; Nolen, W. 1-0; Brown, J. 0-1.

11/2/24 • Gaylord Family – Oklahoma Memorial Stadium (82,831) • Norman

	MAINE	14
	OKLAHOMA	59

NORMAN — Oklahoma turned in its best offensive performance of the season in a 59-14 home win over Maine. The Sooners gained season highs of 665 yards, 381 rushing yards and 284 passing yards against the FCS Black Bears.

Junior running back Jovantae Barnes finished with career highs of 203 rushing yards and three rushing TDs. He averaged 11.3 yards on his 18 carries, and his 74-yard run on OU's second possession was the program's longest since 2019.

Quarterback Jackson Arnold completed 15 of 21 passes (71%) for 224 yards and two touchdowns without an interception. The sophomore also ran nine times for 45 yards and a 1-yard TD.

Arnold's TD passes went to redshirt senior receiver J.J. Hester and redshirt sophomore tight end Kaden Helms. Hester's 90-yard reception was the longest by a Sooner since 1995 and the longest by an OU player in the 100-year history of Gaylord Family – Oklahoma Memorial Stadium. He finished the game with four grabs for a career-high 112 yards.

OU's defense held Maine to 251 yards and 4.0 yards per play. Senior linebacker Danny Stutsman registered a team-high six tackles and his first sack of the season, while junior safety Robert Spears-Jennings finished with a pair of tackles and a QB hurry, and forced and recovered a fumble on the same play on the opening possession of the second half.

Score by Quarters	1	2	3	4	Score	
Maine	7	0	0	7	14	Record: (4-5, 2-3 CAA)
Oklahoma	7	28	14	10	59	Record: (5-4, 1-4 SEC)

Scoring Summary:

- 1st 07:59 MAINE - #82 C.Heisey 3 yd pass from #11 C.Peevy (#40 J.Bryson kick)
9 plays, 68 yards, TOP 04:43 7-0
- 1st 07:07 OU - #2 J.Barnes 2 yd rush (#34 Z.Schmit kick)
3 plays, 75 yards, TOP 00:52 7-7
- 2nd 13:44 OU - #8 T.Tatum 1 yd rush (#34 Z.Schmit kick)
15 plays, 84 yards, TOP 05:14 7-14
- 2nd 06:46 OU - #11 J.Arnold 1 yd rush (#34 Z.Schmit kick)
3 plays, 37 yards, TOP 00:49 7-21
- 2nd 03:16 OU - #13 J.Hester 90 yd pass from #11 J.Arnold (#34 Z.Schmit kick)
2 plays, 90 yards, TOP 00:23 7-28
- 2nd 00:34 OU - #2 J.Barnes 8 yd rush (#34 Z.Schmit kick)
7 plays, 50 yards, TOP 01:17 7-35
- 3rd 12:40 OU - #2 J.Barnes 19 yd rush (#34 Z.Schmit kick)
4 plays, 38 yards, TOP 01:36 7-42
- 3rd 06:20 OU - #18 K.Helms 9 yd pass from #11 J.Arnold (#34 Z.Schmit kick)
12 plays, 67 yards, TOP 05:16 7-49
- 4th 12:37 OU - #34 Z.Schmit 24 yd FG
13 plays, 58 yards, TOP 06:19 7-52
- 4th 09:38 MAINE - #20 N.Laughlin 5 yd rush (#40 J.Bryson kick)
6 plays, 75 yards, TOP 02:59 14-52
- 4th 06:17 OU - #21 X.Robinson 4 yd rush (#35 L.Evans kick)
8 plays, 75 yards, TOP 03:21 14-59

	MAINE	OU
FIRST DOWNS	14	26
RUSHES-YARDS (NET)	29-107	52-381
PASSING YDS (NET)	144	284
Passes Att-Comp-Int	17-33-0	18-26-0
TOTAL OFFENSE PLAYS-YARDS	62-251	78-665
Fumble Returns-Yards	0-0	0-0
Punt Returns-Yards	0-0	4-24
Kickoff Returns-Yards	3-48	0-0
Interception Returns-Yards	0-0	0-0
Punts (Number-Avg)	7-37.9	1-31.0
Fumbles-Lost	1-1	1-1
Penalties-Yards	1-5	6-65
Possession Time	30:16	29:44
Third-Down Conversions	4 of 15	10 of 14
Fourth-Down Conversions	2 of 2	2 of 2
Red-Zone Scores-Chances	2-3	8-9
Sacks By: Number-Yards	0-0	3-21

RUSHING: MAINE – Peevy, C. 6-30; Santana-Fis, B. 5-23; Ewing, T. 2-18; Martin, J. 7-17; Harris, A. 3-11; Banks, T. 3-5; Laughlin, N. 1-5; Sathler, S. 1-0. **OU** – Barnes, J. 18-203; Tatum, T. 10-48; Arnold, J. 9-45; Hawkins Jr., M. 3-30; Robinson, X. 6-29; Franklin, S. 6-26.

PASSING: MAINE – Peevy, C. 13-24-0-123; Harris, A. 4-8-0-21. **OU** – Arnold, J. 15-21-0-224; Hawkins Jr., M. 3-5-0-60.

RECEIVING: MAINE – Gillette, J. 3-64; Heisey, C. 3-5; Laughlin, N. 3-0; Moss, M. 2-20; Monios, M. 2-17; Gilbert, M. 1-14; Irefin, M. 1-10; Ewing, T. 1-10; Banks, T. 1-4. **OU** – Hester, J. 4-112; Jordan, J. 3-36; Thompson, B. 2-25; Franklin, S. 2-15; Sharp, B. 2-14; Robinson, X. 1-46; Barnes, J. 1-19; Helms, K. 1-9; Kearney, Z. 1-5; Carreon, I. 1-3.

TACKLES (UA-A): MAINE – Thomas, C. 5-5; Smalls, S. 5-2; Cooper, K. 3-4; Vaught, D. 6-0; Couchman, L. 2-4; Riobe, R. 3-2; Holmes, X. 0-5; Gibson, J. 3-1; Dyson, K. 1-3; Davis, S. 0-4; Doegan, D. 3-0; Henderson, I. 1-2; Costanza, J. 1-2; Curry, J. 1-1; Byrd, A. 1-1; Codemenem, J. 1-1; Bacon, C. 0-2; Stewart, T. 0-2; Kamara, A. 1-0; Laughlin, N. 1-0; Wallace, R. 1-0; Tuiasosopo, J. 1-0; Watson, I. 1-0; Kalume, N. 0-1; Lee, J. 0-1; Baker, J. 0-1. **OU** – Stutsman, D. 2-4; Kanak, J. 2-3; Bowman Jr., B. 2-2; Sears, D. 3-0; McKinzie, K. 2-1; Boganowski, M. 2-1; Hardy, J. 2-0; Johnson, J. 2-0; McCullough, D. 1-1; Spears-Jennings, R. 1-1; Carter, L. 1-1; Wein, T. 0-2; Washington, W. 1-0; Bowen, P. 1-0; Terry, D. 1-0; Bowen, E. 1-0; Ford, T. 1-0; Sone, D. 1-0; Heinecke, O. 1-0; Newcombe, J. 1-0; Woullard, C. 0-1; Williams, D. 0-1; Lewis, K. 0-1; Thomas, R. 0-1; Jackson, J. 0-1; Walker, K. 0-1; Omosigho, S. 0-1; Powers III, R. 0-1.

11/9/24 • Faurot Field at Memorial Stadium (62,621) • Columbia, Mo.

	OKLAHOMA	23
	MISSOURI	30

COLUMBIA, Mo. — In a contest that featured five fourth-quarter touchdowns, including four in the final 3:18, Oklahoma dropped a 30-23 roller-coaster contest to a Missouri team that was ranked No. 22 in the coaches poll and No. 24 in the CFP poll.

Down 16-9, OU drove 75 yards on 12 plays and tied the game on an 18-yard touchdown pass by freshman running back Taylor Tatum to sophomore quarterback Jackson Arnold with 3:18 remaining. On MU's ensuing possession, OU linebacker Sammy Omosigho forced a fumble that Billy Bowman Jr. returned 43 yards for a TD and a 23-16 lead.

The Tigers responded with the game-tying touchdown on their next possession, using 57 seconds to drive 75 yards on eight plays. Then, facing a second-and-5 on OU's 35-yard line, Arnold fumbled while being sacked and MU's Zion Young returned it 17 yards for the game-winning score with 22 seconds left.

The Sooners lost despite holding Missouri to 278 yards and 3.8 yards per play. The Tigers managed just five yards on nine plays in the first quarter and only 88 yards on 33 plays (2.7 average) in the first half. But OU committed four turnovers to Missouri's one and was outscored 17-7 off turnovers on the night.

The Sooners led 9-3 at halftime thanks to three Zach Schmit field goals, including a career-long 56-yarder as time expired in the second quarter. The 56-yarder tied for the third longest in school history. His previous career long was 46 yards.

Senior linebacker Danny Stutsman tallied game- and career highs of 19 tackles. The 19 stops were one shy of the NCAA high this season and were the most by a Sooner since the 2018 campaign.

With starting running back Jovantae Barnes missing the contest, freshman Xavier Robinson led OU with 56 rushing yards on nine carries (6.2 average) in just his fourth career game. All of his carries came after halftime and eight came in the fourth quarter.

Score by Quarters	1	2	3	4	Score	
Oklahoma	0	9	0	14	23	Record: (5-5, 1-5 SEC)
Missouri	0	3	7	20	30	Record: (7-2, 3-2 SEC)

Scoring Summary:

- 2nd 14:56 OU - #34 Z.Schmit 40 yd FG
13 plays, 58 yards, TOP 05:53 3-0
- 2nd 07:58 OU - #34 Z.Schmit 35 yd FG
6 plays, 27 yards, TOP 02:49 6-0
- 2nd 03:26 MU - #19 B.Craig 25 yd FG
5 plays, 20 yards, TOP 02:22 6-3
- 2nd 00:00 OU - #34 Z.Schmit 56 yd FG
3 plays, 13 yards, TOP 00:10 9-3
- 3rd 05:43 MU - #1 T.Wease 13 yd pass from #6 D.Pyne (#19 B.Craig kick)
12 plays, 59 yards, TOP 06:34 9-10
- 4th 08:47 MU - #87 B.Norfleet 5 yd pass from #6 D.Pyne (#19 B.Craig kick missed)
9 plays, 30 yards, TOP 04:56 9-16
- 4th 03:18 OU - #11 J.Arnold 18 yd pass from #8 T.Tatum (#34 Z.Schmit kick)
12 plays, 75 yards, TOP 05:29 16-16
- 4th 02:00 OU - #2 B.Bowman Jr. 43 yd fumble return (#34 Z.Schmit kick)
TOP 01:18 23-16
- 4th 01:03 MU - #1 T.Wease 10 yd pass from #6 D.Pyne (#19 B.Craig kick)
8 plays, 75 yards, TOP 00:57 23-23
- 4th 00:22 MU - #9 Z.Young 17 yd fumble return (#19 B.Craig kick)
TOP 00:41 23-30

	OU	MU
FIRST DOWNS	15	19
RUSHES-YARDS (NET)	36-122	46-135
PASSING YDS (NET)	135	143
Passes Att-Comp-Int	17-26-0	14-27-0
TOTAL OFFENSE PLAYS-YARDS	62-257	73-278
Fumble Returns-Yards	1-43	2-19
Punt Returns-Yards	2-19	0-0
Kickoff Returns-Yards	0-0	0-0
Interception Returns-Yards	0-0	0-0
Punts (Number-Avg)	3-44.3	6-41.8
Fumbles-Lost	6-4	2-1
Penalties-Yards	3-25	6-55
Possession Time	25:34	34:26
Third-Down Conversions	5 of 15	11 of 19
Fourth-Down Conversions	3 of 4	0 of 1
Red-Zone Scores-Chances	3-3	4-4
Sacks By: Number-Yards	3-8	3-28

RUSHING: OU – Robinson, X. 9-56; Arnold, J. 17-45; Tatum, T. 8-25; Franklin, S. 1-3; Sharp, B. 1-7. **MU** – Roberts, J. 13-54; Noel, N. 10-31; Carroll, M. 13-25; Pyne, D. 8-15; Burden, L. 2-10.

PASSING: OU – Arnold, J. 15-24-0-74; Elzinga, L. 1-1-0-43; Tatum, T. 1-1-0-18. **MU** – Pyne, D. 14-27-0-143.

RECEIVING: OU – Burks, D. 5-44; Sharp, B. 5-43; Farooq, J. 2-11; Tatum, T. 2-10; Arnold, J. 1-18; Robinson, X. 1-7; Thompson, B. 1-2. **MU** – Burden, L. 5-55; Wease, T. 4-70; Norfleet, B. 3-19; Johnson, M. 1-5; Roberts, J. 1-6.

TACKLES (UA-A): OU – Stutsman, D. 5-14; Lewis, K. 1-6; Downs, E. 3-3; Bowman Jr., B. 2-3; Ford, T. 0-5; Williams, D. 2-2; Omosigho, S. 2-2; Woullard, C. 1-2; Jackson, J. 1-2; Halton, G. 1-2; Spears-Jennings, R. 1-2; Johnson, J. 2-0; Thomas, R. 1-1; McKinzie, K. 1-1; Bowen, E. 1-1; McCullough, D. 1-1; Malone, D. 1-1; Carter, L. 1-1; Terry, D. 0-1. **MU** – Flagg Jr., C. 4-10; Newton, T. 6-4; Williams, K. 1-6; Carnell, D. 3-1; Walker, J. 2-2; McClellan, C. 1-3; Burks, M. 1-3; Kelly, E. 0-4; Deloach Jr., N. 3-0; Williams, S. 2-1; Pride Jr., T. 1-2; Hicks, C. 2-0; Charleston, J. 1-1; Webb, S. 0-2; Johnson, T. 1-0; Young, Z. 0-1; Stephens, T. 0-1; Flagg, C. 0-1.