



OKLAHOMA FOOTBALL

7 NATIONAL CHAMPIONSHIPS ♦ 31 BOWL CHAMPIONSHIPS ♦ 50 CONFERENCE CHAMPIONSHIPS ♦ 14 BIG 12 CHAMPIONSHIPS ♦ 41 10-WIN SEASONS
167 FIRST-TEAM ALL-AMERICANS ♦ 509 FIRST-TEAM ALL-CONFERENCE SELECTIONS ♦ 7 HEISMAN TROPHY WINNERS ♦ 92 NATIONAL AWARD WINNERS

SERIES HISTORY

Overall OU leads 17-6
In Norman OU leads 7-4
Big 12 Era OU leads 10-2
Last TCU, 55-24 (10/1/09 in Fort Worth)

TELEVISION: FOX

Play-by-Play Tim Brando
Analyst Spencer Tillman
Field Reporter Josh Sims

RADIO: SOONER SPORTS NETWORK

FLAGSHIPS KOMA 1520 AM & KR XO 107.7 FM
FREE ONLINE: The Varsity Network
SIRIUSXM 109 or 199 AND THE SIRIUSXM APP

Play-by-Play Toby Rowland
Analyst Teddy Lehman
Field Analyst Gabe Ikard
Field Reporter Chris Plank

OU SPANISH RADIO

ÉXITOS 96.5 FM (OKC); 101.5 FM EL PATRÓN (Tulsa)
FREE ONLINE: The Varsity Network

Play-by-Play Enrique Vasquez
Analyst Luis Rendón

NAT'L RADIO: COMPASS MEDIA

Play-by-Play Gregg Daniels
Analyst Chad Brown

ONLINE: SOONERSPORTS.COM

SoonerSports.com offers the most complete and comprehensive postgame coverage of the Sooners. Visit for game recaps, video highlights, press conferences, stats, photos and more.

SOCIAL MEDIA: #SOONERS

Twitter/X, Instagram, Threads ... @OU_Football
Facebook Oklahoma Football



GAME 12

13/13/13 OKLAHOMA (9-2, 6-2) VS. TCU (5-6, 3-5)

Friday, Nov. 24, 2023 ■ 11 a.m. CT ■ Norman ■ Gaylord Family – Oklahoma Memorial Stadium (80,126) ■ FOX



SOONERS

Head Coach: Brent Venables
Record at OU: 15-9 (2nd Year)
Career Record: Same
Last: Won 31-24 at BYU



HORNED FROGS

Head Coach: Sonny Dykes
Record at TCU: 18-8 (2nd Year)
Career Record: 89-71 (13th Year)
Last: Won 42-17 vs. Baylor

OPENING KICK

► No. 13/13/13 Oklahoma (9-2, 6-2 Big 12) plays its final home game as a member of the Big 12 Conference when it hosts TCU (5-6, 3-5) on Friday at 11 a.m. CT at Gaylord Family – Oklahoma Memorial Stadium in Norman. The game will be televised by FOX with **Tim Brando, Spencer Tillman and Josh Sims** announcing.

► OU is in a three-way tie for second place in the Big 12 Conference with Kansas State and Oklahoma State. TCU is alone in ninth.

► The Sooners are 5-0 in Norman and are looking to record their 58th unbeaten home season. OU has gone undefeated at home in 15 of the last 24 years, most recently in 2021.

► A victory on Friday would result in Oklahoma's 10th of the season. The Sooners entered the year ranked second nationally with 41 all-time double-digit-win campaigns (one behind Alabama). OU also entered 2023 tied with Ohio State for the national lead in 10-plus-win seasons since the start of the 2000 campaign (18).

► Saturday's game will mark the sixth straight Oklahoma-TCU meeting in which the Sooners were the lone ranked team (they won the first four before losing last year). The last time TCU was ranked when playing OU was in the 2017 Big 12 Championship in Arlington when the No. 2 Sooners posted a 41-17 win over No. 10 TCU.

► OU is the only team in the country to score 59-plus points in at least three games this season (73 vs. Arkansas State, 66 at Tulsa, 59 vs. West Virginia) and one of just three teams (LSU and USC are the others) to score 50-plus points in at least four games on the year (OU also scored 50 vs. Iowa State).

► The 2023 season marks OU's last as a member of the Big 12, as the Sooners will move to the Southeastern Conference on July 1, 2024.

► OU has won 14 Big 12 championships in the league's first 27 years. No other program has won more than three.

► The Sooners are a league-best 175-60 (.745) in regular season Big 12 play since the conference began in 1996. The current Big 12 program with the next best winning percentage is Texas, (156-79; .664).

► The 2023 season marks the 129th in OU football history. The Sooners lead the country with their 50



Redshirt freshman RB Gavin Sawchuk has rushed for over 100 yards each of the last three games (average of 117.7). He is averaging 7.2 yards per carry during the stretch, the Big 12's second-highest figure over the last three weeks.

SOONERS SITTING AT 699

A win on Friday would be Oklahoma's nation-leading 700th in the modern era of college football (since the end of World War II). OU has 32 more victories since the start of the 1946 season than the program with the next most (Alabama; 667). The Sooners also have significantly more wins since World War II than each of the other four programs ranked higher than them in all-time victories: Ohio State has 661 since the start of the 1946 season, Texas has 627, Michigan has 621 and Notre Dame has 593.

2023 SCHEDULE AND RESULTS



ARK. STATE
Sept. 2
11 a.m. CT
W, 73-0



SMU
Sept. 9
5 p.m. CT
W, 28-11



@TULSA
Sept. 16
2:30 p.m. CT
W, 66-17



@CINCINNATI
Sept. 23
11 a.m. CT
W, 20-6



IOWA STATE
Sept. 30
6 p.m.
W, 50-20



vs. TEXAS
Oct. 7
11 a.m. CT
W, 34-30



UCF
Oct. 21
11 a.m. CT
W, 31-29



@KANSAS
Oct. 28
11 a.m. CT
L, 38-33



@OKLA. STATE
Nov. 4
2:30 p.m. CT
L, 27-24



WEST VIRGINIA
Nov. 11
W, 59-20



@BYU
Nov. 18
11 a.m. CT
W, 31-24



TCU
Nov. 24
11 a.m. CT
FOX

OU ATHLETICS COMMUNICATIONS FOOTBALL CONTACTS



MIKE HOUCK

Associate AD/Communications
Office: (405) 325-8227
Cell: (405) 249-5892
Email: mhouck@ou.edu



ERIC HOLLIER

Director
Office: (405) 325-6449
Cell: (405) 570-9228
Email: ehollier@ou.edu

HEAD COACH BRENT VENABLES

Alma Mater: Kansas State, 1992
Career Record: 15-9 (.625)
Record at OU: Same
Regular Season Big 12 Record: 9-8 (.529)

ASSISTANT COACHES

	LOCATION
Jeff Lebby (Offensive Coordinator/QB)	PB
Ted Roof (Defensive Coordinator/LB)	PB
Todd Bates (Assoc. HC/Co-Def. Coord./Run Def./DT)	SL
Bill Bedenbaugh (OL)	SL
Miguel Chavis (DE)	SL
Joe Jon Finley (TE)	SL
Brandon Hall (S)	SL
Emmett Jones (Pass. Game Coord./WR)	SL
DeMarco Murray (RB)	SL
Jay Valai (Co-Def. Coord./Pass Defense/CB/NB)	SL

PROGRAM HISTORY

First Year: 1895 (this is 129th season)
All-Time Record: 943-340-53 (.726)
All-Time Conference Record: 530-166-22 (.753)
All-Time Big 12 Record: 175-60 (.745)
All-Time Bowl Record: 31-24-1 (.563)
National Championships (AP): 7
Years: 1950, '55, '56, '74, '75, '85, 2000
Conference Championships: 50
Big 12 Championships: 14
2000, '02, '04, '06-08, '10, '12, '15-20
Undefeated Seasons: 14
11-Plus-Win Seasons: 27 (most in nation)

STADIUM/FIELD INFORMATION

Name: Gaylord Family – Oklahoma Memorial Stadium
Capacity: 80,126
Surface: Natural Grass
Stadium First Year: 1925
Record at Stadium: 417-86-15 (.819)
Field Name: Owen Field
Field First Year: 1923
Record at Field: 420-90-16 (.814)

UNIVERSITY INFORMATION

Location: Norman, Okla.
Founded: 1890
Enrollment: 31,655
Colors: Crimson and Cream
President: Joseph Harroz Jr.
Athletics Director: Joe Castiglione

all-time conference championships, 27 11-plus-win seasons, 33 AP top-five finishes, seven Heisman Trophy winners (tied) and five No. 1 overall NFL Draft picks (tied). They rank second with their 431 all-time weeks in the top five of the AP poll, third with seven AP national championships and their 101 weeks as the AP's No. 1 team, and fourth with their 56 bowl appearances and 414 NFL Draft picks.

KEY STORYLINES

► Oklahoma is 10-2 against TCU since the Horned Frogs joined the Big 12 Conference prior to the 2012 season. The Sooners' lone losses were a 37-33 decision in 2014 and a 55-24 outcome last year, both in Fort Worth. Each of the first five meetings after TCU joined the league were decided by seven or fewer points, but the average margin the last seven meetings (six OU wins) has been 21 points.

► The Sooners have won each of their last six home games vs. TCU, outscoring the Horned Frogs in those contests by an average margin of 34-22. Three of the six contests were decided by four or fewer points (20-17 in 2013, 30-29 in 2015 and 28-24 in 2019), while the other three were comfortable OU victories (35-10 in 2008, 38-20 in 2017 and 52-31 in 2021). TCU's last lead against OU in Norman was in the first quarter of the 2017 game (7-3).

► Over its last nine meetings against TCU, Oklahoma is averaging 499 yards per game and has gained over 500 yards six times (had 498 and 461 in two others). OU has been particularly dominant in the run game, outgaining TCU 2,275 yards to 1,334 (+105 ypg). The Sooners have registered at least 200 rushing yards in seven of the nine contests and have surpassed 300 yards on three occasions (333 in 2015, 323 in 2018 and 366 in 2019).

► OU ranks second in the country with its 2.2 takeaways per game (24 total; Bowling Green has 25) and third with its +1.1 turnover margin per contest.

► In its nine wins, Oklahoma is outscoring opponents 91-3 off turnovers. The Sooners have 20 takeaways in those contests and just six giveaways. In its two losses (by a total of eight points), OU has been outscored 23-13 off turnovers (six giveaways and four takeaways). On the year, it is outscoring its foes 104-26 off turnovers. The 104 points are second most nationally, one behind Penn State.

► Redshirt senior OU quarterback **Dillon Gabriel** has been phenomenal through 11 games. Despite not playing in the second half of the Arkansas State and BYU games, nor the fourth quarter of the Tulsa contest (five total quarters), Gabriel's 38 touchdowns accounted for are seven more than the Big 12 player with the next most (Kansas State's Will Howard has 31). The Mililani, Hawaii, product ranks in the top 10 nationally in a bevy of categories, including fifth in total offense (340.6 ypg) and points responsible for per game (21.6), sixth in pass efficiency rating (172.1), seventh in passing TDs (25), eighth in yards per pass attempt (9.4) and 10th in passing offense (296.4 ypg) and completion percentage (.699; for perspective the OU single-season record is .709 by **Baker Mayfield** in 2016). He leads the Big 12 in all of those categories except completion percentage (ranks second).

► Sixth-year receiver **Drake Stoops** and redshirt freshman **Nic Anderson** lead the Big 12 with their nine touchdown receptions. Only one other league player has more than seven TD catches (Texas' Adonai Mitchell also has nine). Anderson's nine TDs match the OU freshman record set by **Marvin Mims Jr.** in 2020.

► Stoops, who is one of three finalists for the Burlsworth Trophy (nation's most outstanding player who began his career as a walk-on), ranks second in the Big 12 this season with his career-high 66 receptions (one behind the leader). His 755 receiving yards are fourth most in the league. The 66 catches and 755 yards top his previous career highs of 39 and 393 from last season. Stoops' 26 receptions and four receiving TDs over the last three weeks are sixth and third most in the country, respectively, while his 361 receiving yards during the stretch are seventh most. He registered back-to-back career highs in receiving yards this month, totaling 12 catches for 134 yards and a TD at Oklahoma State and 10 grabs for 164 yards and a career-high three TDs vs. West Virginia. The 164 yards were the most by a Sooner in four seasons (**CeeDee Lamb**).

► Anderson leads the nation with his 23.3 yards per reception. His nine touchdowns have come on 27 catches, giving him the nation's highest TD reception rate (33%) this season (min. 5 TD catches). He has registered four games of at least 90 receiving yards, including two of the last three weeks.

► The Sooners' three highest yards-per-rush averages this season have come in the last four games (4.9 yards at Kansas, 5.5 at Oklahoma State and 5.3 vs. West Virginia). OU has rushed for 11 touchdowns over those four contests. Redshirt freshman running back **Gavin Sawchuk**, who has started the last five outings, has rushed for over 100 yards each of the last three weeks (111 at Oklahoma State, career-high 135 vs. West Virginia and 107 at BYU; average of 117.7) and is averaging 7.2 yards per carry during the stretch to rank second in the Big 12. TCU ranks sixth in the league by permitting 149.9 rushing yards per game and third by allowing just 3.9 yards per rush.

► Oklahoma ranks second nationally (first in Power Five) with its 18 interceptions (Liberty has 19), its most through the first 11 games of a season since 2000. Ten Sooners have registered at least one interception this season, tied for the national lead. The last time more than 10 OU players notched at least one pick in a season was 1986 (11 players). Four Sooners have two or more interceptions this year (**Billy Bowman** five, **Gentry Williams** three and **Kendel Dolby** and **Key Lawrence** two each). Bowman's five picks lead the Big 12 and rank second nationally, his two interception returns for touchdowns are tied for the national lead and his

THE OU-TCU SERIES

Oklahoma owns a 17-6 series lead against TCU and is 10-2 vs. the Horned Frogs since they joined the Big 12 in 2012:

YEAR	SITE	OU/TCU RANK	OU RESULT
2022	A	18/NR	L, 24-55
2021	H	4/NR	W, 52-31
2020	A	NR/NR	W, 33-14
2019	H	8/NR	W, 28-24
2018	A	9/NR	W, 52-27
2017*	N	2/10	W, 41-17
2017	H	5/8	W, 38-20
2016	A	NR/21	W, 52-46
2015	H	7/11	W, 30-29
2014	A	4/25	L, 33-37
2013	H	11/NR	W, 20-17
2012	A	12/NR	W, 24-17
2008	H	2/24	W, 35-10
2005	H	7/NR	L, 10-17
1998	A	NR/NR	W, 10-9
1996	H	NR/NR	L, 7-20
1993	A	21/NR	W, 35-3
1954	H	1/20	W, 21-16
1948	A	18/NR	W, 21-18
1947	H	NR/NR	L, 7-20
1946	A	14/NR	W, 14-12
1945	H	14/NR	L, 7-13
1944^	N	NR/NR	W, 34-19

* Big 12 Championship (Arlington, Texas)
^ Oklahoma City

2023 TEAM STATS COMPARISON

	OU	TCU
Points/Game	40.8	30.1
Points Allowed/Game	20.2	24.1
1st Downs/Game	25.4	25.1
1st Downs Allowed/Game	19.8	20.3
Rush Yards/Game	178.2	152.5
Rush Yards Allowed/Game	145.1	149.9
Pass Yards/Game	314.7	309.3
Pass Yards Allowed/Game	232.9	240.4
Total Offense/Game	492.9	461.8
Total Defense/Game	378.0	390.3
INT Thrown/INT Made	5/18	14/7
Turnover Margin	+12	-8
Sacks By/Allowed/Game	1.6/1.3	2.1/1.6
3rd Down Off./Def.	48.6/29.3	46.9/38.0
Red Zone Off./Def.	87.5/75.8	68.9/83.8
Kickoff Return Average	21.0	21.8
Punt Return Average	7.6	12.2
Penalties/Yards Per Game	6.8/58.0	6.1/51.0
Field Goals	12-18	13-20

2023 NCAA RANKS COMPARISON

	OU	TCU
Points/Game	4th	46th
Points Allowed/Game	29th	51st
First Downs/Game	4th	6th
First Downs Allowed/Game	68th	79th
Rush Yards/Game	38th	74th
Rush Yards Allowed/Game	57th	65th
Pass Yards/Game	7th	9th
Pass Yards Allowed/Game	77th	96th
Total Offense/Game	7th	14th
Total Defense/Game	64th	86th
Turnover Margin	3rd	120th
Sacks/Game	105th	62nd
Sacks Allowed/Game	21st	41st
3rd Down Offense	11th	17th
3rd Down Defense	10th	56th
Red Zone Offense	43rd	127th
Red Zone Defense	22nd	73rd
Kickoff Return Average	49th	39th
Punt Return Average	81st	23rd

2023 BIG 12 STANDINGS

	BIG 12	OVERALL
Texas	7-1	10-1
Oklahoma State	6-2	8-3
Oklahoma	6-2	9-2
Kansas State	6-2	8-3
West Virginia	5-3	7-4
Iowa State	5-3	6-5
Texas Tech	5-3	6-5
Kansas	4-4	7-4
TCU	3-5	5-6
Houston	2-6	4-7
Baylor	2-6	3-8
BYU	2-6	5-6
UCF	2-6	5-6
Cincinnati	1-7	3-8

THIS WEEK'S BIG 12 SCHEDULE

(All times Central)

TCU at Oklahoma, Friday, 11 a.m. (FOX)
Texas Tech at Texas, Friday, 6:30 p.m. (ABC)
Houston at UCF, 11 a.m. (FS1)
BYU at Oklahoma State, 2:30 p.m. (ABC)
West Virginia at Baylor, 6 p.m. (FS1)
Kansas at Cincinnati, 6:30 p.m. (ESPN2)
Iowa State at Kansas State, 7 p.m. (FOX)

193 interception return yards pace the country. TCU's 14 interceptions thrown are tied for most in the Big 12.

► After ranking 49th nationally last year in third-down conversion percentage (.405) and 87th in third-down conversion percentage defense (.409), OU ranks in the top 11 in both categories in 2023. The Sooners have converted 48.6% (72-148) of their third downs through 11 games to rank 11th out of 130 teams. And OU ranks 10th by allowing foes to convert just 29.3% (48-164) of their third-down tries. TCU ranks 17th nationally in third-down conversion percentage (.469) and 56th in third-down conversion percentage defense (.380).

RECAPING SATURDAY'S WIN AT BYU

► Playing in its first-ever game in the state of Utah and without starting quarterback **Dillon Gabriel** in the second half (injury), No. 14/14/13 Oklahoma got a third-quarter 100-yard interception return for a touchdown from **Billy Bowman** and a fourth-quarter fumble recovery that led to a game-winning 16-yard rushing touchdown from **Gavin Sawchuk** with 7:57 remaining in a 31-24 outcome at BYU, OU's final road game as a member of the Big 12 Conference. The Sooners never trailed on the day.

► The fourth-quarter fumble was recovered by lineman **Jacob Lacey** and was forced by linebacker **Danny Stutsman**, who overcame illness to register team highs of 10 tackles, 2.0 tackles for loss and a strip-sack.

► Bowman's 100-yard interception return was the third in OU history. The other two came from defensive backs **Julian Wilson** (in 2014 vs. Tennessee) and **Al Needs** (in 1945 vs. Kansas State). It was also Bowman's Big 12-leading fifth interception this season.

► Sawchuk registered his third straight 100-yard rushing game, finishing with 107 yards on 14 carries (7.6 average) and the touchdown. After rushing seven times for 26 yards (3.7 average) in the first half, he carried seven times for 81 yards (11.6 average) after halftime.

► In one half of work, Gabriel finished 13 of 21 passing for 191 yards and two touchdowns without an interception. He moved into ninth place in career FBS passing TDs (122).

► Gabriel's touchdown passes went to **Nic Anderson** (3-yarder on third down in first quarter for a 7-0 lead) and sophomore **Jayden Gibson** (27-yarder in the second quarter for a 14-7 advantage). Anderson's TD was his ninth of the season, tying the OU freshman record (**Marvin Mims Jr.** in 2020). Gibson also made a career-long 55-yard reception and finished with two grabs for a career-high 82 yards. Sixth-year Sooner **Drake Stoops** caught four passes for 63 yards, all in the first half, while junior **Jalil Farooq** had five for 53 yards.

► Freshman quarterback **Jackson Arnold** played in his fifth game of the season (first since Sept. 30 vs. Iowa State) and completed 5 of 9 passes for 33 yards and rushed eight times for 24 yards, all in the second half.

► Bowman finished with nine tackles, his second most of the season, and a four-yard tackle for loss. His goal-line interception came on a first-and-goal play from the 2-yard line in a 17-17 game. He was named the Jim Thorpe Award National Defensive Back of the Week and Big 12 Defensive Player of the Week.

► Junior defensive back **Kendel Dolby** amassed a career-high eight tackles and had a TFL.

► The win marked OU's first against BYU after a 31-6 loss in the 1994 Copper Bowl and a 14-13 defeat in the 2009 season opener in Arlington, Texas. The game started at 10:07 a.m. MT, the earliest known kickoff for an OU contest (local to game site).

LAST YEAR AT TCU

► No. 18/16 Oklahoma lost a fumble on the game's opening possession that led to a touchdown and gave up three more first-quarter TDs in a 55-24 loss at eventual national runner-up TCU on Oct. 1, 2022, snapping an eight-game winning streak vs. the Horned Frogs.

► Playing most of the game without starting quarterback **Dillon Gabriel**, who left the contest due to injury with 9:39 to go in the second quarter and didn't return, the Sooners registered just 355 yards of offense and averaged 4.4 yards per play (their lowest figure since 2015). Gabriel completed 7 of 16 pass attempts for 126 yards, 78 of which came on one throw to tight end **Brayden Willis**. Gabriel's streak of 14 games with at least two touchdown passes came to a halt (it was the nation's longest streak). He was replaced by redshirt junior QB **Davis Beville**, who completed 7 of 16 pass attempts for 50 yards.

► OU's three touchdowns were by running backs **Eric Gray** and **Jovantae Barnes**. Gray scored on a 1-yard

GABRIEL CLIMBING NCAA CHARTS

A look at where OU's **Dillon Gabriel** ranks in FBS career passing yards and passing TDs:

CAREER PASSING YARDS

PLAYER	YARDS	YEARS
1. Case Keenum (Houston)	19,217	2007-11
2. Timmy Chang (Hawaii)	17,072	2000-04
3. Landry Jones (OU)	16,646	2009-12
4. Graham Harrell (Texas Tech)	15,793	2005-08
5. Sam Hartman (Wake/UND)	15,239	2018-
6. Ty Detmer (BYU)	15,031	1988-91
7. Kellen Moore (Boise State)	14,667	2008-11
8. Baker Mayfield (TTU/OU)	14,607	2013-17
9. Luke Falk (Wash. State)	14,486	2013-17
10. Dillon Gabriel (OU)	14,465	2019-

CAREER PASSING TOUCHDOWNS

PLAYER	TDs	YEARS
1. Case Keenum (Houston)	155	2007-11
2. Kellen Moore (Boise State)	142	2008-11
3. Graham Harrell (Texas Tech)	134	2005-08
4. Baker Mayfield (TTU/OU)	131	2013-17
Colt Brennan (Hawaii)	131	2005-07
Rakeem Cato (Marshall)	131	2011-14
7. Sam Hartman (Wake/UND)	128	2018-
8. Landry Jones (OU)	123	2009-12
9. Dillon Gabriel (OU)	122	2019-
9. Ty Detmer (BYU)	121	1988-91
Aaron Murray (Georgia)	121	2013-17

BIG DEFENSIVE TURNAROUND

OU's defensive performance in year two under head coach **Brent Venables** and coordinator **Ted Roof** has been dramatic:

CATEGORY	2022 FINAL	2023 TO DATE
Opp. Points/Game	30.0	20.8
Opp. Yards/Game	461.0	378.0
Opp. Rush Yards/Game	187.5	145.1
Opp. Yards/Rush	4.5	3.9
Opp. Pass Yards/Game	273.5	232.9
Opp. Completion Pct.	61.9	56.3
Opp. Yards/Pass Attempt	7.1	6.8
Opp. Pass Effic. Rating	128.2	114.2
Opp. 3rd Down Pct.	40.9	29.3
Interceptions/Game	1.3	1.6

2023 TEAM CAPTAINS

Oklahoma's 2023 team captains have been chosen each week (game-by-game list below). This week, the team's permanent captains were named, as selected by the players. Those seven captains are DB **Billy Bowman**, DL **Ethan Downs**, QB **Dillon Gabriel**, OL **McKade Mettauer**, WR **Drake Stoops**, LB **Danny Stutsman** and DB **Woodi Washington**.

ARKANSAS STATE: Billy Bowman, Justin Harrington, McKade Mettauer, Drake Stoops, Danny Stutsman

SMU: Dillon Gabriel, Jonah Lauulu, Andrew Raym, Walter Rouse, Woodi Washington

TULSA: Ethan Downs, Trace Ford, Tyler Guyton, Austin Stogner, Gentry Williams

CINCINNATI: Isaiah Coe, Jordan Kelley, Jalil Farooq, Marcus Major, Zach Schmit

IOWA STATE: Rondell Bothroyd, LV Bunkley-Shelton, Key Lawrence, Marcus Stripling, Tawee Walker

TEXAS: Billy Bowman, Dillon Gabriel, Tyler Guyton, Jacob Lacey, McKade Mettauer, Danny Stutsman

UCF: Dillon Gabriel, Reggie Pearson, Caleb Shaffer, Da'Jon Terry, Shane Whitter

KANSAS: Jaren Kanak, Jonah Lauulu, Dasan McCullough, Andrew Raym, Walter Rouse

OKLA. STATE: Ethan Downs, Trace Ford, Gavin Freeman, Drake Stoops, Gentry Williams

WEST VIRGINIA: Isaiah Coe, Jacob Lacey, McKade Mettauer, Austin Stogner, Tawee Walker

BYU: Isaiah Coe, Jacob Lacey, McKade Mettauer, Austin Stogner, Tawee Walker

SOONERS WITH DEGREES

Seventeen players on OU's roster entered the 2023 season with undergraduate degrees:

QB Davis Beville
Marketing (Pitt)

DL Rondell Bothroyd
Health and exercise science (Wake Forest)

DL Trace Ford
Management (Oklahoma State)

QB Dillon Gabriel
Multidisciplinary studies

DB Justin Harrington
Multidisciplinary studies

DL Jordan Kelley
Criminal justice

DL Jacob Lacey
Industrial design (Notre Dame)

DL Jonah Lauulu
Arts and sciences planned program

OL McKade Mettauer
Multidisciplinary studies

LB Konnor Near
Construction management (Ferris State)

DL Phil Paea
General studies (Michigan)

DB Reggie Pearson
University studies (Texas Tech)

K/P Josh Plaster
Psychology

OL Caleb Shaffer
Sports leadership/management (Miami [OH])

TE Austin Stogner
Marketing

WR Drake Stoops
Communication

DL Da'Jon Terry
Communications (Tennessee)

run with with 2:15 left in the first quarter to cut TCU's lead to 20-10, while Barnes scored on a 20-yard scamper with 8:49 left in the second quarter and a 1-yard plunge with 11:24 left in the fourth. Barnes carried 18 times for a career-high 100 yards (5.6 average) while Gray had 13 carries for 60 yards.

► TCU quarterback and 2022 Heisman Trophy runner-up **Max Duggan** completed 23 of 33 passes for 302 yards and three touchdowns and ran five times for 116 yards and two scores.

HOME IS WHERE THE "W" IS

► Oklahoma is 139-13 (.914) at Gaylord Family – Oklahoma Memorial Stadium since the start of the 1999 season, giving the Sooners more Big 12 championships during the period (14) than home defeats. It is the best home winning percentage in the country over the last 24-plus seasons (Boise State [.903] and Ohio State [.895] are next). OU has outscored its opponents by an average of 43-18 in those games.

► OU has posted 151 straight sellouts of originally scheduled home games dating back to the start of the 1999 season (**Bob Stoops'** first as head coach). Only Nebraska (FBS-record 398) has a longer streak.

FRIDAY FUN

► Playing on a Friday is nothing new for Oklahoma, as the Sooners boast a 59-19-2 (.750) record on that day of the week (includes a 2-4 record in bowl games).

► Since World War II, Oklahoma has played 15 regular season Friday games and is 9-6 in those contests. Ten of those games, and the Sooners' only six losses, were against Nebraska. OU beat NU on Fridays in 1973, 1976, 1977 and 1990, and lost to the Huskers in 1982 and every year from 1991-95. The Sooners' other Friday wins since 1945 were against Detroit in 1947 (**Bud Wilkinson's** first game as OU head coach), Miami (Fla.) in 1975, Tulsa in 2002 and 2007, and West Virginia in 2018 (the 59-56 win at WVU was the Sooners' last regular season weekday game).

► OU's last non-Saturday home game was a 49-31 win over Houston on Sunday, Sept. 1, 2019. Prior to that it was a 13-3 defeat to No. 1 Nebraska on Friday, Nov. 25, 1994.

GABRIEL A TD MACHINE

► Redshirt senior quarterback **Dillon Gabriel**, who has started 48 of his 49 career games between UCF (2019-21) and OU (2022-23), including each of his last 48, leads all FBS players since the start of 2019 with his 122 touchdown passes despite missing 11 games during the span due to injury.

► Gabriel also ranks first nationally since the start of 2019 with his 14,465 passing yards (average of 295.0). Oregon's Bo Nix (in nine more games) is second with 14,383 (248.0 average) and Notre Dame's Sam Hartman (one more game) is third with 13,532 (270.6 average).

► Gabriel ranks ninth on the FBS career chart for passing TDs (122) and needs one more to tie former OU signal-caller **Landry Jones** for eighth. He ranks 10th in FBS history in passing yards (14,465) and needs 142 to tie former Sooner **Baker Mayfield** for eighth.

► Through 11 games this season, Gabriel has accounted for 38 touchdowns. He ranks sixth nationally with his 171.9 pass efficiency rating, going 242 for 346 for 3,260 yards (296.4 average) and 27 TDs vs. five interceptions. He has also rushed for 337 yards and a team-high 11 TDs (the national lead among QBs is 12).

MORE ON THE OFFENSE

► Oklahoma ranks in the top 10 nationally in a multitude of categories through 11 games. It is fourth in scoring offense (40.8 ppg) and first downs per game (25.4), fifth in pass efficiency rating (172.0), seventh in total offense (492.9 ypg), passing offense (314.7 ypg) and completion percentage (.703), eighth in passing touchdowns (29) and ninth in yards per pass attempt (9.4).

► Quarterback **Dillon Gabriel** leads the Big 12 in total offense (327.0 ypg; next most is 282.3), passing offense (296.4 ypg; next most is 279.2), total TDs (38; next most is 31), passing TDs (27; next most is 23), pass efficiency rating (171.9; next best is 162.0) and points responsible for per game (20.7; next most is 17.8).

► OU is one of just five teams in the country (only one in the Big 12) with two players with at least nine TD receptions each (**Drake Stoops** and **Nic Anderson** are tied for the league lead with nine).

► Freshman quarterback **Jackson Arnold** was the 2022 Gatorade National Football Player of the Year at Guyer High School in Denton, Texas, enrolled at OU in January and won the backup job. All Arnold has done in his five games is complete 18 of 24 passes (75.0%) for 202 yards and two touchdowns, and run 20 times for 78 yards and one TD. He was 11 for 11 for 114 yards and a touchdown in his debut against Arkansas State and threw a 50-yard bomb to Anderson for a TD at Tulsa in week three before playing the entire second half Saturday at BYU and helping OU to a 31-24 win (the game was tied at 17 at halftime).

MORE ON THE DEFENSE

► With 19 returning defensive letterwinners (26 total returning defensive players) and 32 total newcomers (nine transfers, 22 freshmen and one junior college transfer), the Sooners have a deeper group of players on that side of the ball in 2023 than last year.

DG'S 2023 QB SPREE

Some of QB **Dillon Gabriel's** national and Big 12 rankings through 11 games:

CATEGORY	STAT	NAT'L RANK	BIG 12 RANK
Pts. Responsible For/Game	20.7	5th	1st
Total Offense	327.0	5th	1st
Pass Efficiency Rating	171.9	6th	1st
Passing TDs	27	7th	1st
Pass Yards/Attempt	9.4	8th	1st
Passing Offense	296.4	10th	1st
Completion Percentage	.699	10th	2nd

THERE'S ONLY ONE

Only one FBS player since the start of the 1996 season has completed at least 69% of his passes through his team's first 11 games while throwing for at least 27 TDs and five or fewer interceptions, and rushing for at least 300 yards and 11 TDs. That player is OU's **Dillon Gabriel**.

POWER FIVE CONFERENCE TITLES SINCE 2000

1. Oklahoma	14
2. Ohio State	11
3. Alabama	8
Oregon	8
Clemson	8
6. Florida State	7
7. USC	6
8. LSU	5
Michigan	5
10. Virginia Tech	4
Georgia	4
11. Nine programs	3

FINAL AP TOP-25 APPEARANCES SINCE 2000

1. Oklahoma	20
Ohio State	20
3. Georgia	18
LSU	18
5. Alabama	17
Clemson	17
7. Wisconsin	15
Florida State	15
Michigan	15
Oregon	15
Texas	15

HEISMAN FINALISTS SINCE 2000

1. Oklahoma	10
2. Alabama	9
3. Ohio State	6
4. Florida	5
Stanford	5
USC	5

MOST TDS SINCE 2015

1. Alabama (124 games)	656
2. Oklahoma (116 games)	633
3. Ohio State (113 games)	612
4. Clemson (124 games)	597
5. Memphis (114 games)	560

ACTIVE BOWL STREAKS

1. Georgia	26
2. Oklahoma	24
3. Wisconsin	21
4. Alabama	19
5. Clemson	18

MOST ALL-TIME 11-PLUS-WIN SEASONS

1. Oklahoma	27
2. Alabama	26
3. Ohio State	20
4. Penn State	19
5. Florida State	14

MOST WINS SINCE END OF WWII (1946-PRESENT)

1. Oklahoma	699
2. Alabama	667
3. Ohio State	661
4. Penn State	643
5. Texas	627
6. Georgia	623
7. Michigan	621
8. Nebraska	608
9. USC	599
10. Notre Dame	593

► After ranking 98th in scoring defense (30.0 ppg) and 121st in total defense (461.0 ypg) last year, OU has improved dramatically in both categories, ranking 29th (20.8 ppg) and 64th (378.0 ypg), respectively, this season. It ranks second nationally in interceptions (18) and turnovers gained (24), seventh in tackles for loss per game (7.5), 10th in third-down conversion percentage defense (.293), 11th in defensive touchdowns (3) and 12th in pass efficiency defense rating (114.2).

► OU's 222 points allowed (20.8 average) are its fewest over the first 11 games of a season in 14 years (gave up 162 in 2009).

► The Sooners have allowed just 39 scores by opposing offenses (23 touchdowns and 16 field goals) on 136 possessions (29%) through 11 contests. OU has also allowed an offensive TD in just 17 of 44 quarters.

► Oklahoma has allowed just 83 points and 1,847 total yards after halftime this season for averages of 7.5 points and 167.9 yards per second half. OU has limited two opponents (Tulsa [92] and Iowa State [82]) to fewer than 100 total yards in the second half, while West Virginia managed just 118 on Saturday.

► The Sooners have allowed just 37 points in the third quarter (two touchdowns), fewest in the Big 12.

► One year after leading the Big 12 in tackles, junior linebacker **Danny Stutsman** ranks second this season with his 9.1 stops per game. The AP, The Athletic, CBS Sports, ESPN, FOX Sports and USA Today midseason All-American has led OU in tackles in eight of his 10 games and against SMU in week two was named Walter Camp National FBS Defensive Player of the Week after logging 17 tackles, 2.5 tackles for loss, a QB hurry and a fumble recovery. Stutsman also ranks second in the league and sixth nationally with his 1.6 TFLs per game (15.5 total) and returned an interception for a touchdown at Tulsa. He missed the second half of the Kansas game and all of the Oklahoma State game (both losses) due to injury.

► OU's lone preseason All-Big 12 selection, junior defensive end **Ethan Downs** has team highs of 4.5 sacks and five QB hurries (tied), and ranks second on the squad with his 6.5 tackles for loss. He also has one interception. Downs earned second-team All-Big 12 honors last season when he started all 13 games and led the team (ranked fourth in Big 12) with his 13.5 TFLs. He tied for the team lead with 4.5 sacks and paced the Sooners with nine QB hurries.

► OU signed nine defensive scholarship transfers in the offseason, six of them defensive linemen in redshirt seniors **Rondell Bothroyd** (Wake Forest), **Trace Ford** (Oklahoma State), **Jacob Lacey** (Notre Dame), **Phil Paea** (Utah State), **Davon Sears** (Texas State) and **Da'Jon Terry** (Tennessee). The sextet combined for 185 games played, 58 starts, 62 tackles for loss and 33.5 sacks. Bothroyd has started all 11 games this season, while Lacey has started 10, Terry four and Ford one.

► Defensive back **Peyton Bowen**, a five-star player last year at Guyer High School in Denton, Texas, has made an early impact with his 30 tackles, one sack, forced fumble, four pass breakups (one shy of team lead) and blocked punts vs. SMU and Iowa State (the latter for a safety). The midseason true freshman All-American (by On3) and Shaun Alexander Freshman of the Year Award semifinalist has blocked a Big 12-leading two punts this season.

NOTING OU'S SPECIAL TEAMS

► Redshirt junior **Zach Schmit**, in his second year as OU's placekicker, has made all 55 of his PAT attempts and 12 of his 18 field goal tries this season. He is 112 for 112 on career PAT tries, which is the fourth-longest streak of made PATs in school history.

► Redshirt seniors **Josh Plaster** and **Luke Elzinga** split punting responsibilities the first six games, with Plaster taking the field in longer situations and Elzinga serving as the team's short-field specialist. Elzinga took over full punting responsibilities four games ago vs. UCF and has averaged 45.6 yards on his 18 kicks since then (long of 58, seven inside the 20-yard line).

► Junior **Jalil Farooq** ranks 27th nationally by averaging 22.2 yards on 18 kickoff returns and sophomore **Gavin Freeman** ranks 27th by averaging 8.1 yards on 15 punt returns. Farooq returned a kickoff 62 yards vs. Tulsa and Freeman returned a punt 82 yards for a TD vs. Arkansas State.

RB AND WR SUCCESS BY COMMITTEE

► OU has started four different running backs in its 11 games: junior **Tawee Walker** one (Arkansas State), redshirt senior **Marcus Major** four (SMU, Cincinnati, Iowa State and Texas), sophomore **Jovantae Barnes** one (Tulsa) and redshirt freshman **Gavin Sawchuk** the last five (UCF, Kansas, Oklahoma State, West Virginia and BYU). Sawchuk has taken the team lead with his 480 rushing yards (team-high 5.8 per carry) and has rushed for five TDs. He ran for 111 yards and a TD at Oklahoma State three weeks ago, registered a second-straight career high with 134 yards vs. West Virginia the next game and went for 107 and a TD on Saturday at BYU. Walker, who ran for a career-high 146-yards at Kansas, has 442 rushing yards (5.2 per carry) and paces

OU'S NATIONAL/BIG 12 OFFENSIVE RANKINGS

CATEGORY	STAT	NAT'L RANK	BIG 12 RANK
First Downs/Game	25.4	4th	1st
Scoring Offense	40.8	4th	1st
Pass Efficiency Rating	172.0	5th	1st
Total Offense	492.9	7th	1st
Passing Offense	314.7	7th	1st
Completion Percentage	.703	7th	1st
Passing TDs	29	8th	1st
Pass Yards/Attempt	9.4	9th	1st
3rd-Down Conversion Pct.	.486	11th	3rd
Interceptions Thrown	5	11th	1st
Sacks Allowed/Game	1.3	21st	4th

OU'S NATIONAL/BIG 12 DEFENSIVE RANKINGS

CATEGORY	STAT	NAT'L RANK	BIG 12 RANK
Interceptions	18	2nd	1st
Turnovers Gained	24	2nd	1st
Tackles For Loss/Game	7.5	7th	1st
3rd-Down Conversion Pct.	.293	10th	3rd
Defensive TDs	3	11th	2nd
Pass Efficiency Def. Rating	114.2	12th	1st
Scoring Defense	20.2	29th	3rd

OU'S 2023 RECRUITING CLASS RANKED AS HIGH AS NO. 4

Head coach Brent Venables and staff hauled in Oklahoma's second-straight top-10 recruiting class in 2023. The class featured 24 scholarship players — 23 during the December signing period and one more in February. The class ranked No. 4 nationally by 247Sports and ESPN, No. 6 by Rivals, and No. 7 by On3.

Of the 24 signees, three were ranked as consensus five-star prospects on a five-star scale by 247Sports, ESPN, On3 and Rivals, 12 were rated a four-star recruit by at least two of the outlets while nine others received three-star designation from at least one of those services.

All but one of the 24 signees were high schoolers (one came from the junior college ranks) and hail from 14 states: five from Texas, three each from Oklahoma and Florida, two each from Missouri and Washington, and one each from California, Colorado, Indiana, Nebraska, New Jersey, North Carolina, Ohio, Pennsylvania and Tennessee.

Thirteen of the Sooners' signees enrolled at OU for the spring semester and participated in team activities. They were quarterback Jackson Arnold, defensive linemen Adepoju Adebawore and Ashton Sanders, running backs Kalib Hicks and Daylan Smothers, offensive linemen Joshua Bates and Cayden Green, linebacker Phil Picciotti and defensive backs Peyton Bowen, Kendel Dolby, Erik McCarty, Makari Vickers and Jasiah Wagoner.

2023 OU RECRUITING CLASS

No.	Name	Class	Pos.
34	Adepoju Adebawore	Fr.	DL
10	Jackson Arnold	Fr.	QB
64	Joshua Bates	Fr.	OL
22	Peyton Bowen	Fr.	DB
20	Lewis Carter	Fr.	LB
15	Kendel Dolby	Jr.	DB
70	Cayden Green	Fr.	OL
17	Taylor Heim	Fr.	LB
0	Kalib Hicks	Fr.	RB
71	Logan Howland	Fr.	OL
19	Jacobe Johnson	Fr.	DB
18	Erik McCarty	Fr.	DB
25	Daeh McCullough	Fr.	DB
19	Kade McIntyre	Fr.	TE
24	Samuel Omosigho	Fr.	LB
77	Heath Ozaeta	Fr.	OL
17	Jaquai Pettaway	Fr.	WR
50	Phil Picciotti	Fr.	LB
55	Ashton Sanders	Fr.	DL
7	Daylan Smothers	Fr.	RB
99	Markus Strong	Fr.	DL
6	Makari Vickers	Fr.	DB
23	Jasiah Wagoner	Fr.	DB
90	Taylor Wein	Fr.	DL

collegepressbox

Collegepressbox is the official media website for Division I football. Access and download game notes, quotes, statistics, media guides, headshots, logos and more for all FBS schools, conferences, postseason games, awards and the College Football Playoff. For access, please register for an account at collegepressbox.com/register.

the running backs with six rushing TDs. Major, who has not played the last four games, has run for 308 yards (3.9 average) and had a season-high 82 yards against UCF. Barnes, who like Sawchuk rushed for over 100 yards in last year's Cheez-It Bowl vs. Florida State, has 130 rushing yards (3.8 average) and one TD (he has carried the ball in just two of OU's last eight games).

► The Sooners' wide receiver corps has accounted for 26 of the team's 29 receiving touchdowns, and three receivers have more than 600 yards each. Sixth-year slot man **Drake Stoops** ranks second in the Big 12 with 66 catches and has a career-high nine touchdowns and a team-high 755 receiving yards. Redshirt freshman **Nic Anderson** has caught 27 passes for 628 yards and nine scores. Anderson leads the country with his 23.3 yards per grab. Junior **Jalil Feroq**, who registered a five-catch, career-high 130-yard effort against Texas, has 40 catches for 630 yards (15.8 average) and two TDs. Junior **Andrel Anthony**, who transferred from Michigan, amassed 27 catches for 429 yards in his six games before sustaining a season-ending injury against Texas. He averaged 15.9 yards per reception and was averaging a team-high 71.5 yards per game. OU's other receiving TDs have come from sophomore **Jayden Gibson** (11 catches for 296 yards; four scores), sophomore **Gavin Freeman** (18 catches for 86 yards; one TD), super senior tight end **Austin Stogner** (15 catches for 170 yards; one TD), junior tight end **Blake Smith** (two catches for 30 yards; one TD) and running back Major (12 catches for 73 yards; one TD).

REVAMPED OFFENSIVE LINE

► Oklahoma lost three starting offensive linemen from 2022 in first-round NFL draft pick **Anton Harrison** (left tackle), third-round selection **Wanya Morris** (right tackle) and four-year starter **Chris Murray** (right guard), but the Sooners have fared extremely well with their 2023 unit. Redshirt senior guard **McKade Mettauer** has started 51 of his 53 career games, including 23 of OU's 24 the last two seasons, and senior **Andrew Raym** has been the Sooners' starter at center since the start of the 2021 campaign (28 career starts). Redshirt junior **Tyler Guyton** made five starts in 2022 and started the first nine games this year at right tackle (missed the last two games). Super senior **Walter Rouse** played in 40 games at Stanford over the last four seasons and made 39 starts there at left tackle. He has started all 11 games at left tackle this year. Redshirt sophomore guard **Savion Byrd** saw action in 10 games last season, including the Cheez-It Bowl vs. Florida State (first career start), and has started four games in 2023.

► Redshirt sophomore **Troy Everett** arrived in June from Appalachian State and has also seen playing time in the middle of the line, including his first three OU starts (against Cincinnati, Iowa State and Texas at left guard). Everett played in 13 contests over the 2021 and '22 seasons, including 10 last year (six starts at center). He was a second-team freshman All-American last year by The Athletic.

► Freshman **Cayden Green**, who began the year as a reserve tackle, has seen his playing time skyrocket of late at left guard. He entered the Texas contest with 9:27 left in the second quarter and played the rest of the day before starting four of the last five games (UCF, Oklahoma State, West Virginia and BYU).

WARM WELCOME

► After adding 47 new players to the program last season, Oklahoma welcomed 65 newcomers for 2023, **Brent Venables'** second season as head coach. Forty of those 65 newcomers are scholarship players. That means 52% of OU's 2023 roster is comprised of first-year Sooners. Ninety-nine of OU's 125 players (79%) are first- or second-year Sooners, with 64 of them on scholarship. Only 26 of 116 players on OU's 2021 end-of-year roster are on the 2023 roster.

► Forty-two first-year Sooners have seen the field this season, including 23 true freshmen.

FIRST-TIME STARTERS

► Forty-seven players have made their first appearance in an Oklahoma uniform this season, and 22 players (14 defensive, eight offensive) have made their first OU starts this year. The first-time OU starters have been redshirt senior DE **Rondell Bothroyd** and super senior OL **Walter Rouse** (11 starts each), redshirt senior DL **Jacob Lacey** (10 starts), sophomore LB **Jaren Kanak** (nine starts), sophomore DB **Gentry Williams** (eight starts), junior WR **Andrel Anthony** and sophomore LB **Dasan McCullough** (six starts), redshirt freshman WR **Nic Anderson** and redshirt freshman RB **Gavin Sawchuk** (five starts each), redshirt senior DL **Da'Jon Terry** and freshman OL **Cayden Green** (four starts each), redshirt senior DB **Reggie Pearson**, redshirt sophomore OL **Troy Everett**, redshirt sophomore DB **Kani Walker** and freshman LB **Kip Lewis** (three starts each), redshirt senior DB **Justin Harrington** and sophomore DB **Robert Spears-Jennings** (two starts each), and redshirt senior DE **Trace Ford**, redshirt senior OL **Caleb Shaffer**, junior RB **Tawee Walker**, junior DB **Kendel Dolby** and freshman DB **Peyton Bowen** (one start each).

OU'S BIG 12 DOMINATION

► OU's 14 Big 12 titles are 11 more than the program with the next most. Baylor, Kansas State and Texas have each won three Big 12 championships and are followed by Nebraska (two) and Colorado, Oklahoma State, TCU and Texas A&M (one each). Colorado and Nebraska left the Big 12 after the 2010 season and Texas A&M departed after 2011.

► Oklahoma's win over Iowa State in the 2020 Big 12 Championship resulted in the Sooners' sixth straight Big 12 title and 14th since 2000 (no other program has won more than two during the span). For perspective, the two Power Five programs with the next most conference titles this millennium are Ohio State (11 in Big

MOST CONFERENCE TITLES

Oklahoma leads all of college football with its 50 conference championships.

PROGRAM	TITLES
Oklahoma	50
Nebraska	46
Michigan	44
Ohio State	39
USC	37

CFP APPEARANCES

Oklahoma has made four appearances in the nine-year history of the College Football Playoff, all in the last eight seasons.

PROGRAM	CFPs
Alabama	7
Clemson	6
Ohio State	5
Oklahoma	4
Georgia	3

2023 HONORS

BRENT VENABLES (HEAD COACH)

Dodd Trophy Coach of the Week (10/9)

ADEPOJU ADEBAWORE (FR., DL)

Shaun Alexander Freshman of the Year Award Watch List

NIC ANDERSON (R-FR., WR)

Shaun Alexander Freshman of the Year Award Semifinalist

Big 12 Newcomer of the Week (9/18, 10/23)

JOVANTAE BARNES (SO., RB)

Doak Walker Award Watch List

PEYTON BOWEN (FR., DB)

Midseason True Freshman All-American (On3)

Shaun Alexander Freshman of the Year Award Semifinalist

BILLY BOWMAN (JR., DB)

Thorpe Award National DB of the Week (11/22)

Big 12 Defensive Player of the Week (11/20)

ETHAN DOWNS (JR., DL)

All-Big 12 First Team

Chuck Bednarik Award Watch List

Lombardi Award Watch List

Wuerffel Trophy Watch List

LUKE ELZINGA (R-SR., P)

Ray Guy Award Watch List

JALIL FAROOQ (JR., WR)

Paul Hornung Award Player of the Week (10/10)

GAVIN FREEMAN (SO., WR)

Big 12 Special Teams Player of the Week (9/4)

DILLON GABRIEL (R-SR., QB)

Maxwell Award Semifinalist

Davey O'Brien Award Semifinalist

Johnny Unitas Golden Arm Award Top 10 Finalist

Davey O'Brien QB of the Week (10/10, 11/14)

Maxwell Award Player of the Week (10/10)

Walter Camp National Offensive POW (10/10)

Big 12 Off. Player of the Week (9/18, 10/9, 11/13)

Manning Award Watch List

JONAH LAULU (R-SR., DL)

Polynesian College Football Player of the Year Award Watch List

WALTER ROUSE (R-SR., OL)

Outland Trophy Player of the Week (10/10)

AUSTIN STOGNER (R-SR., TE)

John Mackey Award Watch List

DRAKE STOOPS (R-SR., WR)

Burlsworth Trophy Finalist

William V. Campbell Trophy Semifinalist

DANNY STUTSMAN (JR., LB)

Lombardi Award Semifinalist

Midseason All-American (AP, The Athletic, CBS Sports, ESPN, FOX Sports, USA Today)

Big 12 Defensive Player of the Week (9/11)

Walter Camp National Defensive POW (9/10)

Chuck Bednarik Award Watch List

Bronko Nagurki Trophy Watch List

Butkus Award Watch List

JASIAH WAGONER (FR., DB)

Shaun Alexander Freshman of the Year Award Watch List

Ten) and Oregon (eight in Pac-10/Pac-12).

▶ Since 2010, OU has won eight Big 12 titles and is followed by Baylor (three), Kansas State (two), Oklahoma State and TCU (one each).

▶ Since 2000, OU has won more Big 12 championships (14) than it has lost home games (13).

▶ Oklahoma is the only program to win at least three straight Big 12 titles, and it has done so twice (2006-08 and 2015-20). Baylor (2013-14) is the only other program to win two Big 12 championships in a row.

▶ Every OU freshman class from 1999-2020 has won at least one Big 12 title and all but the 2011 and 2020-22 freshman classes have won at least two. The 2015, 2016 and 2017 freshman classes each won four Big 12 titles.

HEISMAN U

▶ Quarterbacks **Baker Mayfield** and **Kyler Murray** became Oklahoma's sixth and seventh Heisman Trophy winners in 2017 and '18, respectively, moving the Sooners into a tie with Notre Dame and Ohio State for the most Heisman winners (USC now has seven as well). Other OU winners were QBs **Sam Bradford** (2008) and **Jason White** (2003), and RBs **Billy Sims** (1978), **Steve Owens** (1969) and **Billy Vessels** (1952).

▶ Quarterback **Jalen Hurts** was the 2019 Heisman Trophy runner-up and became Oklahoma's 11th Heisman finalist, tied with Alabama for most of any school (finalists were first named in 1982). Miami (Fla.) and Ohio State rank third with nine finalists and Florida ranks fifth with eight.

▶ OU boasts a nation-leading 10 Heisman finalists in the last 23 years (since 2000). Alabama ranks second with nine, Ohio State ranks third with six and Stanford is fourth with five.

▶ Oklahoma is the only program to ever produce five Heisman finalists in a four-year period (Hurts in 2019 [runner-up], Murray in 2018 [won], Mayfield in 2017 [won] and Mayfield [finished third] and receiver **Dede Westbrook** [finished fourth] in 2016). With Mayfield's and Murray's wins, OU is the only program to produce different quarterback winners in consecutive seasons.

▶ Oklahoma has produced four Heisman Trophy winners in the last 20 years. Only four other programs have produced four winners ever (Notre Dame, Ohio State and USC [seven each] and Alabama [four]).

▶ An OU quarterback finished in the top four of Heisman voting five consecutive years (Mayfield fourth in 2015, third in 2016 and first in 2017; Murray first in 2018; Hurts second in 2019).

COLLEGE FOOTBALL'S BEST

▶ During the modern era of college football (since the end of World War II), the Sooners are the nation's No. 1 team with more wins (699) than any other program (next most is 667 by Alabama).

▶ Oklahoma has finished in the top 5 of the AP poll a nation-leading 33 times (Ohio State is second with 30).

▶ OU leads all FBS programs with 50 all-time conference championships. The rest of the top five includes Nebraska (46), Michigan (44), Ohio State (39) and USC (37). The Sooners' 14 league titles since 2000 are the most among Power Five programs (Ohio State ranks second with 11).

▶ No program has more all-time 11-win seasons than Oklahoma's 27. And since the start of the 2000 season, OU and Ohio State have produced a nation-leading 18 campaigns of at least 10 wins.

▶ Since former head coach **Bob Stoops** arrived in Norman in 1999, OU leads the country with its 12,685 points scored, which is 611 more than second-place Boise State (12,074) and 902 more than third-place Oregon (11,783).

▶ OU's 80 consensus All-Americans since 1950 are the most nationally (Alabama ranks second with 75 and Ohio State third with 72). Since 2000, the Sooners have produced 30 consensus All-Americans, second only to Alabama.

▶ OU is the only program that has produced at least four NFL Draft picks each of the last 16 years.

EXTRA POINTS

▶ Thirty-six players on OU's roster hail from Texas, most of any state.

▶ The Sooners are 7-4-1 all-time as the No. 13-ranked team in the AP poll (4-1 at home). Oklahoma last played as the AP's No. 13 team in 2020 (a 27-14 home win over Baylor). The lone home loss was a 20-10 defeat to USC in 1992.

▶ OU's +82 first-quarter point differential this season (outscored foes 133-51) is third best nationally.

▶ **Drake Stoops** has caught at least one pass in each of the last 20 games and at least two passes in each of the last 19. He has at least four receptions in 14 of the last 18 contests.

▶ OU's 24 takeaways this season are its most through the first 11 games of a season since 2015 (also had 24).

▶ Since the start of the 2014 season, Oklahoma leads the nation with its 5.4 yards per rush and ranks fifth nationally (second in Power Five) with its 325 rushing TDs.

BIG 12 CHAMPIONSHIPS WON

SCHOOL	TOTAL	YEARS
Oklahoma	14	('00, '02, '04, '06-08, '10, '12, '15-20)
Baylor	3	('13-14, '21)
Kansas State	3	('03, '12, '22)
Texas	3	('96, '05, '09)
Nebraska	2	('97, '99)
Colorado	1	('01)
Oklahoma State	1	('11)
TCU	1	('14)
Texas A&M	1	('98)

FOLLOW THE LEADER

Oklahoma leads all FBS programs in the following categories:

- Heisman Trophy winners (7; tied)
- Conference championships (50)
- Conference titles since 2000 (14)
- 11-plus win seasons (27)
- 10-plus win seasons since 2000 (18; tied)
- AP top-five finishes (33)
- Wins since end of World War II (699)
- Consensus All-Americans since 1950 (80)
- Heisman finalists since 2000 (10)
- Points scored since 1999 (12,685)
- No. 1 overall NFL Draft picks since 2010 (3)
- Current consecutive years with at least four NFL Draft picks (16)

GAYLORD FAMILY OKLAHOMA MEMORIAL STADIUM



OU's \$160 million stadium renovation and modernization project bowled in the south end of the facility and added premium seating and a 62-foot-by-38-foot video board.

OKLAHOMA'S PALACE ON THE PRAIRIE

► Gaylord Family — Oklahoma Memorial Stadium, one of America's most recognized college football cathedrals, is hosting football games for the 99th year this season. Situated on the east side of the Norman campus, this historical facility is the largest sports arena in the state and ranks among the 18 largest on-campus facilities in the nation.

► In 1921, University of Oklahoma students started a movement for construction of a student union. By 1925, the idea had grown to include a combined football stadium/student union. In the original architect's drawings, the north end of the proposed structure was strikingly similar to the present Oklahoma Memorial Union, which eventually was constructed separately when head coach and athletics director Bennie Owen suggested it would be best to raise funds for a union and a stadium.

► The field is named Owen Field after Owen, who became a charter member of the National Football Hall of Fame. The first game played at the site took place Oct. 20, 1923 (a 63-7 win over Washington, Mo.).

► In 1925, the first contest was played in front of the new stands on the west side of the field. The 16,000-seat Oklahoma Memorial Stadium, named in honor of University personnel who died in World War I, was erected at a cost of approximately \$293,000.

► Expansions increased the stadium's capacity to 32,000 (1929), 55,000 (1949), 61,836 (1957), 71,187 (1975), 75,004 (1980), 72,765 (1998), 82,112 (2003) and 83,489 (2016). With last year's widening of aisles and some seats, capacity dropped to 80,126.

► In July, 1970 the original natural grass surface was removed and artificial turf was installed. That tartan turf was replaced with super turf before the 1981 season. Owen Field returned to grass in 1994.

RECENT RENOVATION

► The OU Board of Regents approved a proposal from OU Athletics on June 25, 2014, to proceed with the development of plans and projects for a major renovation and modernization of the stadium at an estimated cost of \$160 million. The project was carried out entirely from Athletics Department-generated capital funds, bond funds and other private sources.

► The first phase of the building project was completed prior to the 2016 home opener with a focus on the south end zone. The most visible aspect is a completed south end zone seating bowl, a feature that initially increased the seating capacity to 83,489. The addition of handrails and some seat and aisle widening in 2019 reduced capacity to 80,126.

► The seating bowl features an expanded concourse, additional restrooms and concessions, and other amenities. The new structure features 22 suites, 60 open-air loge boxes and 1,976 club seats. Club patrons also benefit from two new clubs.

► Among the most unique features of the new south end zone facility are a pair of open-air fan plazas, one each in the southwest and southeast corners. They each measure at slightly more than 3,000 square feet each and feature a view directly to the game field.

► All student-athlete services in the new building were moved to the ground floor. That space, completed this past summer, includes a new locker room, strength and conditioning area, training room, nutrition center, meeting rooms and the equipment operation. The third floor of the building houses all of the football offices and the team's video department.

► The weight room nearly tripled in size to 26,600 square feet and includes a 70-yard turfed, indoor speed and agility training area. The athletic training room also grew substantially to nearly 10,000 square feet.

► A significantly larger and more more detailed video board has replaced the old video board above the north end zone for 2018. The new board is 62 feet x 38 feet (2,356 square feet).

STADIUM QUICK FACTS

First Game:	Oct. 17, 1925 (beat Drake 7-0)
OU's Stadium Record:	417-86-15 (.819)
Capacity:	80,126
Surface:	Natural Grass
Record Crowd:	88,308 (11/11/17 vs. TCU)
Field Name:	Owen Field
First Game:	Oct. 20, 1923 (beat Washington [Mo.] 62-7)
OU's Owen Field Record:	420-90-16 (.814)

OU'S STADIUM BESTS

INDIVIDUAL

Rushing Yards:	427, Samaje Perine vs. Kansas, 2014
Passing Yards:	500, Landry Jones vs. Okla. State, 2012
Receiving Yards:	208, Ryan Broyles vs. Colorado, 2010
Tackles:	28, Kenneth Murray vs. Army, 2018
Interceptions:	3 (three players)
Sacks:	5, Cedric Jones vs. Texas Tech, 1994

TEAM

Rushing Yards:	768 vs. Kansas State, 1988
Passing Yards:	512 vs. Oklahoma State, 2012
Total Yards:	829 vs. Kansas State, 1988
Points:	79 vs. North Texas, 2007
First Downs:	44 vs. Oklahoma State, 2012



BRENT VENABLES

NAMED OU'S 23RD HEAD COACH DEC. 5, 2021 • FORMER K-STATE/OKLAHOMA/CLEMSON ASSISTANT THREE NATIONAL CHAMPIONSHIPS (ONE WITH OKLAHOMA, TWO WITH CLEMSON) EIGHT NATIONAL CHAMPIONSHIP GAME APPEARANCES • COACHED IN 33 BOWL GAMES 13 CONFERENCE CHAMPIONSHIPS • THREE-TIME BROYLES AWARD FINALIST (2016 WINNER)

A former 13-year University of Oklahoma assistant coach who won a national championship with the Sooners and two more with Clemson University during an ultra-successful 10-year stint as defensive coordinator, Brent Venables was named OU's 23rd head football coach Dec. 5, 2021.

The 52-year-old Venables served as co-defensive coordinator and linebackers coach at Oklahoma from 1999-2003 and as associate head coach, defensive coordinator and linebackers coach from 2004-11 under former head coach Bob Stoops. Venables has coached in eight national championship games between his time at OU and Clemson, winning titles with the Sooners in 2000 and Tigers in 2016 and 2018. In 26 years as a full-time assistant coach, Venables' teams produced 26 winning seasons, won 13 conference titles, went to 30 bowl games (includes four College Football Playoff National Championship games) and won at least 10 games 22 times.

After joining Clemson prior to the 2012 season, Venables constructed one of the nation's top defenses. From 2012-2021, the Tigers ranked first nationally in sacks (445; next most was 392) and opponent third-down conversion percentage (30.2%), second in opponent pass efficiency rating (111.1) and takeaways (244; tied), third in scoring defense (17.8 ppg) and opponent completion percentage (53.3), fourth in total defense (311.4 ypg) and pass defense (190.5 ypg), fifth in interceptions (148) and sixth in rushing defense (120.9 ypg). They won conference titles each year from 2015-20.

Since 2000, Venables has coached eight national award winners and 16 consensus All-Americans. In that time, 57 defensive players under his guidance have been selected in the NFL Draft (12 first-rounders), including 15 linebackers, two of whom were first-round picks.

As a defensive coordinator and linebackers coach, Venables produced winners of three Butkus Awards (OU's Rocky Calmus in 2001 and Teddy Lehman in 2003, and CU's Isaih Simmons in 2019), two Nagurski Awards (OU's Roy Williams in 2001 and Derrick Strait in 2003), two Thorpe Awards (Williams in 2001 and Strait in 2003) and one Bednarik Award (Lehman in 2003). And in 2018, Clemson defensive tackle Christian Wilkins became the school's first winner of William V. Campbell Trophy, also known as the "Academic Heisman."

Venables has received national accolades for his coaching and recruiting. He received the Frank Broyles Award in 2016 as the nation's top assistant coach after being named a finalist in 2015. He was named FootballScoop's Defensive Coordinator of the Year in 2014 and Rivals.com's Recruiter of the Year in 2015.

Venables' defensive units were remarkably consistent during his 10 years with the Tigers. Each of his last eight Clemson defenses ranked in the top 15 nationally in yards allowed and seven of the last eight ranked in the top 20 in points allowed. Over his last eight years there, his units ranked first (in 2014), 10th, eighth, fourth, fifth, sixth, 15th and ninth (in 2021) in total defense. Additionally, his units ranked first or second in the ACC in total defense each of his last eight years (ranked first in six of those seasons).

Under Venables' tutelage in 2021, Clemson ranked second nationally in scoring defense (15.0 ppg) and red zone defense (62.1 conversion percentage), fourth in sacks (3.4 per game), eighth in rushing defense (98.8 ypg) and ninth in total defense (308.4 ypg).

Venables' 2020 Clemson defense tied for the national lead with 46 sacks, despite no player producing more

THE VENABLES FILE

Hometown.....Salina, Kan.
 High School.....Salina South, 1989
 College.....Kansas State, 1992
 Family.....Wife, Julie
Sons, Jake and Tyler
Daughters, Laney and Addie

AS AN ASSISTANT COACH

Years.....26
 Combined Record.....290-57
 Conference Championships.....13
 National Championships.....3
 National Championship Game Appearances.....8

than 4.5 sacks individually. His 2019 unit allowed fewer than 300 yards of total offense in each of its first 12 games of the season, the first defense nationally since at least 1996 to accomplish that feat. Clemson held 16 straight opponents to 20 or fewer points across the 2018-19 seasons, the best streak at the school since the 1937-40 seasons.

Clemson's 2018 squad led the nation in scoring defense (13.1 ppg) for the first time in school history and set a program record by recording 54 sacks.

Venables' Clemson defenses ranked among the top 10 nationally in sacks each year from 2014-21 and ranked in the top 10 in tackles for loss from 2013-20. The units led the nation in TFLs every year from 2013-16.

From 1999-2011, Venables helped OU to the 2000 national championship, three other national championship game appearances (2003, '04 and '08) and seven Big 12 titles. He was a finalist for the Broyles Award in 2006 when the Sooners led the Big 12 in total defense and scoring defense.

Oklahoma linebackers under Venables earned three Big 12 Defensive Player of the Year awards, five Big 12 Defensive Newcomer of the Year accolades and six first-team All-America honors. Ten of his OU linebackers — and 31 defensive players overall — were taken in the 2000-12 NFL Drafts.

While Venables was an Oklahoma assistant, the Sooners ranked among the top 16 nationally in total defense eight times (including each year from 2000-06) and among the top 20 in scoring defense eight times. OU led the Big 12 in scoring defense on four occasions (2000, '04, '06 and '11) and topped the conference in total defense three times (2003, '04, and '06).

Prior to joining Stoops' first staff at OU, Venables coached linebackers at Kansas State (1996-98), serving as defensive running game coordinator in 1998, and was a graduate assistant at K-State under Bill Snyder from 1993-95.

As a player at Kansas State (1991-92), Venables earned honorable mention All-Big Eight honors in 1992 after registering 124 tackles. He began his collegiate playing career at Garden City (Kan.) Community College (1989-90), where he earned All-America honors after recording 276 tackles and was inducted into the school's athletics hall of fame in April 2023.

A native of Salina, Kan., Venables received his bachelor's degree in political science from Kansas State in 1992. He and his wife Julie have four children: sons Jake and Tyler and daughters Laney and Addie.

COACHING HISTORY

2022-: Oklahoma
 Head Coach
2018-21: Clemson
 Associate Head Coach, Defensive
Coordinator, Linebackers
 2012-17: Clemson
Defensive Coordinator, Linebackers
 2004-11: Oklahoma
Associate Head Coach, Defensive
Coordinator, Linebackers
1999-03: Oklahoma
 Co-Defensive Coordinator, Linebackers
1998: Kansas State
 Linebackers/Defensive Run Game Coord.
1996-97: Kansas State
 Linebackers
1993-95: Kansas State
 Graduate Assistant

BOWLS COACHED (33)

Year	Bowl	School
2022	Cheez-It	Oklahoma
2020	Sugar (CFP)	Clemson
2019	CFP NCG	Clemson
2019	Fiesta (CFP)	Clemson
2018	CFP NCG	Clemson
2018	Cotton (CFP)	Clemson
2017	Sugar (CFP)	Clemson
2016	CFP NCG	Clemson
2016	Fiesta (CFP)	Clemson
2015	CFP NCG	Clemson
2015	Orange (CFP)	Clemson
2014	Russell Athletic	Clemson
2013	Orange	Clemson
2012	Chick-fil-A	Clemson
2011	Insight	Oklahoma
2010	Fiesta	Oklahoma
2009	Sun	Oklahoma
2008	BCS NCG	Oklahoma
2007	Fiesta	Oklahoma
2006	Fiesta	Oklahoma
2005	Holiday	Oklahoma
2004	Orange (BCS NCG)	Oklahoma
2003	Sugar (BCS NCG)	Oklahoma
2002	Rose	Oklahoma
2001	Cotton	Oklahoma
2000	Orange (BCS NCG)	Oklahoma
1999	Independence	Oklahoma
1998	Alamo	Kansas State
1997	Fiesta	Kansas State
1996	Cotton	Kansas State
1995	Holiday	Kansas State
1994	Aloha	Kansas State
1993	Copper	Kansas State

OKLAHOMA COACHING STAFF



Brent Venables
Head Coach



Jeff Lebby
Offensive Coordinator/
Quarterbacks



Ted Roof
Defensive Coordinator/
Linebackers



Todd Bates
Associate Head Coach/Co-De-
fensive Coord./Run Defense/
Defensive Tackles



Bill Bedenbaugh
Offensive Line



Miguel Chavis
Defensive Ends



Joe Jon Finley
Tight Ends



Brandon Hall
Safeties



Emmett Jones
Passing Game Coordinator/
Wide Receivers



DeMarco Murray
Running Backs



Jay Valai
Co-Defensive Coordinator/
Pass Defense/Cornerbacks and
Nickelbacks



Jerry Schmidt
Director of Sports
Enhancement and Strength
and Conditioning

DEPTH CHART

OFFENSE

QB	8	Dillon Gabriel (5-11, 204, R-Sr.)
	10	Jackson Arnold (6-1, 216, Fr.)
	11	Davis Beville (6-6, 226, R-Sr.)
RB	27	Gavin Sawchuk (5-11, 195, R-Fr.) OR
	24	Marcus Major (6-0, 219, R-Sr.)
	29	Tawee Walker (5-9, 216, Jr.) OR
	2	Jovantae Barnes (6-0, 207, So.) OR
	7	Daylan Smothers (5-11, 190, Fr.)
TE	81	Austin Stogner (6-6, 258, Sr.^)
	80	Josh Fanuiel (6-3, 251, R-So.)
	16	Blake Smith (6-4, 256, R-Jr.)
	19	Kade McIntyre (6-3, 225, Fr.)
WR	4	Nic Anderson (6-4, 207, R-Fr.)
	6	LV Bunkley-Shelton (5-11, 197, R-Jr.) OR
	1	Jayden Gibson (6-5, 196, So.)
LT	75	Walter Rouse (6-6, 323, Sr.^)
	79	Jake Taylor (6-6, 309, So.)
LG	70	Cayden Green (6-5, 316, Fr.)
	52	Troy Everett (6-3, 294, R-So.)
	69	Nate Anderson (6-4, 309, R-Jr.)
C	73	Andrew Raym (6-4, 305, Sr.)
	52	Troy Everett (6-3, 294, R-So.)
RG	72	McKade Mettauer (6-4, 316, R-Sr.)
	53	Caleb Shaffer (6-5, 344, R-Sr.) OR
	59	Savion Byrd (6-5, 296, R-So.)
RT	60	Tyler Guyton (6-7, 328, R-Jr.)
	76	Jacob Sexton (6-6, 327, So.)
	55	Aaryn Parks (6-4, 301, R-Jr.)
SLOT	12	Drake Stoops (5-10, 189, R-Sr.^)
	82	Gavin Freeman (5-8, 185, So.)
	17	Jaquaize Pettaway (5-10, 187, Fr.)
WR	3	Jalil Farooq (6-1, 208, Jr.)
	15	Brenen Thompson (5-9, 159, So.)

DEFENSE

DE	80	Rondell Bothroyd (6-3, 273, R-Sr.^)
	32	R Mason Thomas (6-2, 239, So.)
	34	Adepoju Adebawore (6-4, 240, Fr.)
DT	54	Jacob Lacey (6-1, 282, R-Sr.) OR
	8	Jonah Lauulu (6-5, 289, R-Sr.^) OR
	88	Jordan Kelley (6-4, 297, R-Sr.^)
	56	Gracen Halton (6-2, 283, So.) OR
	96	Davon Sears (6-2, 283, R-Sr.)
NT	94	Isaiah Coe (6-2, 311, R-Sr.) OR
	95	Da'Jon Terry (6-3, 321, R-Sr.)
	44	Kelvin Gilliam (6-3, 295, R-So.) OR
	55	Ashton Sanders (6-1, 281, Fr.)
DE	40	Ethan Downs (6-4, 265, Jr.) OR
	30	Trace Ford (6-2, 252, R-Sr.)
	14	Reggie Grimes (6-4, 278, Sr.) OR
	33	Marcus Stripling (6-3, 246, Sr.^)
	90	Taylor Wein (6-4, 248, Fr.)
MIKE	7	Jaren Kanak (6-2, 228, So.)
	11	Kobie McKinzie (6-2, 238, R-Fr.)
	42	Konnor Near (6-1, 231, R-Sr.)
WILL	28	Danny Stutsman (6-4, 236, Jr.)
	10	Kip Lewis (6-1, 206, R-Fr.)
	20	Lewis Carter (6-0, 215, Fr.) OR
	13	Shane Whitter (6-0, 226, R-Jr.)
	38	Owen Heinecke (6-2, 218, R-So.)
CHEETAH	1	Dasan McCullough (6-5, 219, So.)
	15	Kendel Dolby (5-11, 181, Jr.) OR
	24	Samuel Omosigho (6-2, 221, Fr.) OR
	13	Shane Whitter (6-0, 226, R-Jr.)
CB	9	Gentry Williams (6-0, 182, So.)
	6	Makari Vickers (6-1, 192, Fr.)
	19	Jacobe Johnson (6-2, 197, Fr.)
SS	2	Billy Bowman (5-10, 192, Jr.)
	22	Peyton Bowen (6-0, 198, Fr.)
	25	Daeh McCullough (6-1, 181, Fr.)
FS	12	Key Lawrence (6-1, 206, Sr.) OR
	21	Reggie Pearson (5-10, 197, R-Sr.^)
	3	Robert Spears-Jennings (6-1, 214, So.)
CB	5	Woodi Washington (5-11, 192, R-Sr.)
	23	Jasiah Wagoner (5-11, 172, Fr.) OR
	26	Kani Walker (6-2, 203, R-So.)

SPECIALISTS

K	34	Zach Schmit (5-10, 192, R-Jr.)	KR	3	Jalil Farooq (6-1, 208, Jr.) OR	H	36	Josh Plaster (6-0, 194, R-Sr.)
	46	Gavin Marshall (6-1, 193, R-Fr.)		2	Billy Bowman (5-10, 192, Jr.) OR		48	Luke Elzinga (6-4, 212, R-Sr.)
	43	Redi Mustafaraj (6-2, 210, R-So.)		22	Peyton Bowen (6-0, 198, Fr.)			
P	48	Luke Elzinga (6-4, 212, R-Sr.)	PR	82	Gavin Freeman (5-8, 185, So.) OR			
	36	Josh Plaster (6-0, 194, R-Sr.)		6	LV Bunkley-Shelton (5-11, 197, R-Jr.)			
	31	Ashton Logan (6-2, 217, R-Fr.)		12	Drake Stoops (5-10, 189, R-Sr.^)			
KO	34	Zach Schmit (5-10, 192, R-Jr.)	LS	50	Ben Anderson (6-5, 234, R-Fr.)			
	46	Gavin Marshall (6-1, 193, R-Fr.)		58	Ethan Lane (5-11, 232, R-Jr.)			
	36	Josh Plaster (6-0, 194, R-Sr.)		87	Jason Llewellyn (6-5, 255, So.)			

^ Indicates "super senior" (was also a senior in 2022)

#36 P JOSH PLASTER

Table with 10 columns: YEAR, GP-GS, PUNTS-YDS, AVG, LONG, TB, FC, I20, 50+, BLK. Rows for 2022, 2023, and Career.

#27 RB GAVIN SAWCHUK

Table with 10 columns: YEAR, GP-GS, RUSH, AVG, TD, LG, REC, AVG, TD, LG. Rows for 2022, 2023, and Career.

#34 K ZACH SCHMIT

Table with 8 columns: YEAR, GP-GS, FGM-FGA, PCT, BLK, LONG, PAT, PCT. Rows for 2020, 2021, 2022, 2023, and Career.

#96 DL DAVON SEARS (* AT TEXAS STATE)

Table with 12 columns: YEAR, GP-GS, UT, AT, TOTAL, TFL, SACKS, INT, FF, FR, PBU, QBH. Includes REDSHIRTED indicator. Rows for 2021*, 2022*, 2023, and Career.

#16 TE BLAKE SMITH (* AT TEXAS A&M)

Table with 8 columns: YEAR, GP-GS, REC, YDS, AVG, TD, LONG. Includes REDSHIRTED indicator. Rows for 2020*, 2021*, 2022*, 2023, and Career.

#7 RB DAYLON SMOTHERS

Table with 10 columns: YEAR, GP-GS, RUSH, AVG, TD, LG, REC, AVG, TD, LG. Rows for 2023 and Career.

#3 DB ROBERT SPEARS-JENNINGS

Table with 12 columns: YEAR, GP-GS, UT, AT, TOTAL, TFL, SACKS, INT, FF, FR, PBU, QBH. Rows for 2022, 2023, and Career.

#81 WR AUSTIN STOGNER (* AT SOUTH CAROLINA)

Table with 7 columns: YEAR, GP-GS, REC, YDS, AVG, TD, LONG. Rows for 2019, 2020, 2021, 2022*, 2023, and Career.

#12 WR DRAKE STOOPS

Table with 7 columns: YEAR, GP-GS, REC, YDS, AVG, TD, LONG. Rows for 2018, 2019, 2020, 2021, 2022, 2023, and Career.

#33 DL MARCUS STRIPLING

Table with 12 columns: YEAR, GP-GS, UT, AT, TOTAL, TFL, SACKS, INT, FF, FR, PBU, QBH. Rows for 2019, 2020, 2021, 2022, 2023, and Career.

#99 DL MARKUS STRONG

Table with 12 columns: YEAR, GP-GS, UT, AT, TOTAL, TFL, SACKS, INT, FF, FR, PBU, QBH. Rows for 2023 and Career.

#28 LB DANNY STUTSMAN

Table with 12 columns: YEAR, GP-GS, UT, AT, TOTAL, TFL, SACKS, INT, FF, FR, PBU, QBH. Rows for 2021, 2022, 2023, and Career.

#95 DL DA'JON TERRY (* AT KANSAS; * AT TENNESSEE)

Table with 12 columns: YEAR, GP-GS, UT, AT, TOTAL, TFL, SACKS, INT, FF, FR, PBU, QBH. Rows for 2019^, 2020^, 2021*, 2022*, 2023, and Career.

#32 DL R MASON THOMAS

Table with 12 columns: YEAR, GP-GS, UT, AT, TOTAL, TFL, SACKS, INT, FF, FR, PBU, QBH. Rows for 2022, 2023, and Career.

#15 WR BRENNEN THOMPSON (* AT TEXAS)

Table with 7 columns: YEAR, GP-GS, REC, YDS, AVG, TD, LONG. Rows for 2022, 2023, and Career.

#6 DB MAKARI VICKERS

Table with 12 columns: YEAR, GP-GS, UT, AT, TOTAL, TFL, SACKS, INT, FF, FR, PBU, QBH. Rows for 2023 and Career.

#23 DB JASIAH WAGONER

Table with 12 columns: YEAR, GP-GS, UT, AT, TOTAL, TFL, SACKS, INT, FF, FR, PBU, QBH. Rows for 2023 and Career.

#26 S KANI WALKER (* AT LOUISVILLE)

Table with 12 columns: YEAR, GP-GS, UT, AT, TOTAL, TFL, SACKS, INT, FF, FR, PBU, QBH. Rows for 2021*, 2022, 2023, and Career.

#29 RB TAWEE WALKER

Table with 12 columns: YEAR, GP-GS, RUSH, AVG, TD, LG, REC, AVG, TD, LG. Rows for 2022, 2023, and Career.

#5 CB WOODY WASHINGTON

Table with 12 columns: YEAR, GP-GS, UT, AT, TOTAL, TFL, SACKS, INT, FF, FR, PBU, QBH. Rows for 2019, 2020, 2021, 2022, 2023, and Career.

#13 LB SHANE WHITTER

Table with 12 columns: YEAR, GP-GS, UT, AT, TOTAL, TFL, SACKS, INT, FF, FR, PBU, QBH. Rows for 2020, 2021, 2022, 2023, and Career.

#9 DB GENTRY WILLIAMS

Table with 12 columns: YEAR, GP-GS, UT, AT, TOTAL, TFL, SACKS, INT, FF, FR, PBU, QBH. Rows for 2022, 2023, and Career.

CAREER HIGHS

#34 DL ADEPOJU ADEBAWORE

Tackles:.....3 at Tulsa (9/16/23)
 TFL:.....2.5 at Tulsa (9/16/23)
 Sacks:.....1.0 at Tulsa (9/16/23)
 INT:.....N/A
 PBU:.....N/A

#10 QB JACKSON ARNOLD

Comp:.....11 vs. Arkansas State (9/2/23)
 Att:.....11 vs. Arkansas State (9/2/23)
 Pass Yds:.....114 vs. Arkansas State (9/2/23)
 Pass TDs:.....1 (2x) MR: at Tulsa (9/16/23)
 Rush:.....8 at BYU (11/18/23)
 Rush Yds:.....39 vs. Arkansas State (9/2/23)
 Rush TDs:.....1 vs. Arkansas State (9/2/23)

#4 WR NIC ANDERSON

Rec:.....5 vs. UCF (10/21/23)
 Yards:.....120 at Tulsa (9/16/23)
 TDs:.....3 at Tulsa (9/16/23)

#5 WR ANDREL ANTHONY (*AT MICHIGAN)

Rec:.....7 (2x) MR: at Cincinnati (9/23/23)
 Yards:.....*155 at Michigan State (10/30/21)
 TDs:.....*1 (3x[2x*]) MR: vs. SMU (9/9/23)

#2 RB JOVANTAE BARNES

Rush:.....27 vs. Florida State (12/29/22)
 Yards:.....108 vs. Florida State (12/29/22)
 TDs:.....2 (2x) MR: vs. Kansas (10/15/22)

#11 QB DAVIS BEVILLE (*AT PITT)

Comp:.....*14 vs. Michigan State (12/30/21)
 Att:.....*18 vs. Michigan State (12/30/21)
 Pass Yds:.....*149 vs. Michigan State (12/30/21)
 Pass TDs:.....*1 vs. Michigan State (12/30/21)
 Rush Yds:.....13 at Nebraska (9/17/22)
 Rush TDs:.....N/A

#80 DL RONDELL BOTHROYD (*AT WAKE FOREST)

Tackles:.....*10 at Army (10/23/21)
 TFL:.....*2.5 at North Carolina (11/6/21)
 Sacks:.....*2.0 vs. Boston College (10/22/22)
 INT:.....N/A
 PBU:.....*1 (3x) MR: at Boston College (10/22/22)
 Blocks:.....N/A

#22 DB PEYTON BOWEN

Tackles:.....5 (2x) MR: vs. Texas (10/7/23)
 TFL:.....1.0 vs. UCF (10/21/23)
 Sacks:.....1.0 vs. UCF (10/21/23)
 INT:.....N/A
 PBU:.....2 at Tulsa (9/16/23)

#2 DB BILLY BOWMAN

Tackles:.....11 (2x) MR: vs. Texas (10/7/23)
 TFL:.....1.0 (4x) MR: at BYU (11/18/23)
 Sacks:.....N/A
 INT:.....1 (8x) MR: at BYU (11/18/23)
 PBU:.....2 (2x) MR: vs. Kansas State (9/24/22)

#6 WR LV BUNKLEY-SHELTON (*AT ARIZ. STATE)

Rec:.....*4 (7x) MR: vs. Wisconsin (12/30/21)
 Yards:.....*76 vs. Colorado (9/25/21)
 TDs:.....*1 (2x) MR: vs. Washington St. (10/30/21)

#20 LB LEWIS CARTER

Tackles:.....2 vs. West Virginia (11/11/23)
 TFL:.....0.5 at Tulsa (9/16/23)
 Sacks:.....N/A
 INT:.....N/A
 PBU:.....N/A

#94 DL ISAIAH COE

Tackles:.....5 vs. Oklahoma State (11/19/22)
 TFL:.....2.0 (3x) MR: vs. Oklahoma State (11/19/22)
 Sacks:.....1.0 (2x) MR: vs. UTEP (9/3/22)
 INT:.....N/A
 PBU:.....N/A
 Blocks:.....1 vs. Nebraska (9/18/21)

#15 DB KENDEL DOLBY

Tackles:.....8 at BYU (11/18/23)
 TFL:.....1.0 (2x) MR: at BYU (11/18/23)
 Sacks:.....N/A
 INT:.....1 (2x) MR: vs. Texas (10/7/23)
 PBU:.....1 (2x) MR: vs. West Virginia (11/11/23)

#40 DL ETHAN DOWNS

Tackles:.....6 (2x) MR: vs. UCF (10/21/23)
 TFL:.....3.0 at West Virginia (11/12/22)
 Sacks:.....2.0 vs. Texas (10/7/23)
 INT:.....1 at Kansas (10/28/23)
 PBU:.....1 (3x) MR: vs. Oklahoma State (11/19/22)

#3 WR JALIL FAROOQ

Rec:.....7 at Okla. State (11/4/23)
 Yards:.....130 vs. Texas (10/7/23)
 TDs:.....1 (7x) MR: at Tulsa (9/16/23)
 Rush:.....5 at Kansas (10/28/23)
 Yards:.....18 at Kansas (10/28/23)
 TDs:.....N/A

#30 DL TRACE FORD (*AT OKLA. STATE)

Tackles:.....4 (6x[5x*]) MR: at Tulsa (9/16/23)
 TFL:.....2.0 vs. UCF (10/21/23)
 Sacks:.....*1.0 (8x) MR: vs. Texas (10/22/22)
 INT:.....1 (2x[1x*]) MR: at Tulsa (9/16/23)
 PBU:.....*2 (4x[3x*]) MR: vs. UCF (10/21/23)

#82 WR GAVIN FREEMAN

Rush:.....3 at Iowa State (10/29/22)
 Yards:.....46 vs. UTEP (9/3/22)
 TDs:.....1 vs. UTEP (9/3/22)
 Rec:.....3 vs. UCF (10/21/23)
 Yards:.....41 vs. Kansas (10/15/22)
 TDs:.....1 vs. Arkansas State (9/2/23)

#8 QB DILLON GABRIEL (*AT UCF)

Comp:.....*35 at Memphis (10/17/20)
 Att:.....*51 vs. Tulsa (10/3/20)
 Pass Yds:.....*601 at Memphis (10/17/20)
 Pass TDs:.....6 at Texas Tech (11/26/22)
 Rush Yds:.....113 vs. Texas (10/7/23)
 Rush TDs:.....3 (2x) MR: vs. West Virginia (11/11/23)

#1 WR JAYDEN GIBSON

Rec:.....2 (4x) MR: at BYU (11/18/23)
 Yards:.....82 at BYU (11/18/23)
 TDs:.....1 (4x) at BYU (11/18/23)

#44 DL KELVIN GILLIAM

Tackles:.....2 vs. W. Carolina (9/11/21)
 TFL:.....0.5 vs. Kent State (9/10/22)
 Sacks:.....N/A
 INT:.....N/A
 PBU:.....N/A

#9 WR D.J. GRAHAM

Tackles:.....6 (2x) MR: vs. Texas (10/8/22)
 TFL:.....1.0 vs. Baylor (12/5/20)
 Sacks:.....N/A
 INT:.....1 (2x) MR vs. Nebraska (9/18/21)
 PBU:.....1 (5x) MR: at TCU (10/1/22)

#14 DL REGGIE GRIMES

Tackles:.....4 vs. Kent State (9/10/22)
 TFL:.....2.5 (2x) MR: vs. Kent State (9/10/22)
 Sacks:.....2.5 vs. UTEP (9/3/22)
 INT:.....N/A
 PBU:.....1 vs. TCU (10/16/21)

#56 DL GRACEN HALTON

Tackles:.....3 (2x) MR: at TCU (10/1/22)
 TFL:.....1.5 at Tulsa (9/16/23)
 Sacks:.....N/A
 INT:.....N/A
 PBU:.....N/A

#4 DB JUSTIN HARRINGTON

Tackles:.....8 at TCU (10/1/22)
 TFL:.....N/A
 Sacks:.....N/A
 INT:.....1 (2x) MR: vs. SMU (9/9/23)
 PBU:.....1 (2x) MR: at Nebraska (9/17/22)

#38 LB OWEN HEINECKE

Tackles:.....1 (2x) MR: vs. SMU (9/9/23)
 TFL:.....N/A
 Sacks:.....N/A
 INT:.....N/A
 PBU:.....N/A

#13 WR J.J. HESTER (*AT MISSOURI)

Rec:.....*3 vs. Army (12/22/21)
 Yards:.....*79 vs. Southeast Mo. State (9/18/21)
 TDs:.....1 (2x) MR: vs. North Texas (10/9/21)

#0 RB KALIB HICKS

Rush:.....3 vs. Arkansas State (9/2/23)
 Yards:.....14 vs. Arkansas State (9/2/23)
 TDs:.....1 vs. Arkansas State (9/2/23)

#19 DB JACOB JOHNSON

Tackles:.....2 vs. Arkansas State (9/2/23)
 TFL:.....N/A
 Sacks:.....N/A
 INT:.....1 vs. West Virginia (11/11/23)
 PBU:.....N/A

#7 LB JAREN KANAK

Tackles:.....13 vs. Texas (10/7/23)
 TFL:.....2.0 at Tulsa (9/16/23)
 Sacks:.....1.0 (2x) MR: vs. Texas (10/7/23)
 INT:.....N/A
 PBU:.....2 vs. SMU (9/9/23)

#88 DL JORDAN KELLEY

Tackles:.....6 vs. Oklahoma State (11/19/22)
 TFL:.....2.5 vs. Oklahoma State (11/19/22)
 Sacks:.....2.0 vs. Oklahoma State (11/19/22)
 INT:.....N/A
 PBU:.....N/A

#54 DL JACOB LACEY (*AT NOTRE DAME)

Tackles:.....*5 vs. California (9/17/22)
 TFL:.....*2.0 vs. California (9/17/22)
 Sacks:.....*2.0 vs. California (9/17/22)
 INT:.....N/A
 PBU:.....*1 (2020)

#8 DL JONAH LAULU (*AT HAWAII)

Tackles:.....*6 at Wyoming (11/7/20)
 TFL:.....*2.5 at SDSU (11/14/20)
 Sacks:.....*2.0 at UCLA (8/28/21)
 INT:.....1 vs. Oklahoma State (11/20/22)
 PBU:.....N/A

#12 DB KEY LAWRENCE (*AT TENNESSEE)

Tackles:..... 9 (3x) MR: vs. UCF (10/21/23)
 TFL:..... 2.0 (2x) MR: at Kansas (10/28/23)
 Sacks:..... 1.0 vs. Iowa State (11/20/21)
 INT:..... 1 (3x) MR: at Cincinnati (9/23/23)
 PBU:..... 2 (3x) MR: at Kansas (10/28/23)

#10 LB KIP LEWIS

Tackles:..... 15 at Okla. State (11/4/23)
 TFL:..... 1.0 vs. West Virginia (11/11/23)
 Sacks:..... N/A
 INT:..... N/A
 PBU:..... N/A

#24 RB MARCUS MAJOR

Rush:..... 19 vs. Iowa State (9/30/23)
 Yards:..... 110 vs. Florida (12/30/20)
 TDs:..... 2 vs. UTEP (9/3/22)
 Rec:..... 4 vs. Iowa State (9/30/23)
 Yards:..... 24 (2x) MR: at Nebraska (9/17/22)
 TD:..... 1 (2x) MR: vs. SMU (9/9/23)

#1 LB DASAN McCULLOUGH (*AT INDIANA)

Tackles:..... *8 at Rutgers (10/22/22)
 TFL:..... *2.0 vs. Idaho (9/10/22)
 Sacks:..... *2.0 vs. Idaho (9/10/22)
 INT:..... N/A
 PBU:..... *2 vs. Maryland (10/15/22)

#19 TE KADE McINTYRE

Rec:..... 1 vs. Arkansas State (9/2/23)
 Yards:..... 26 vs. Arkansas State (9/2/23)
 TDs:..... N/A

#11 LB KOBIE McKINZIE

Tackles:..... 7 at Okla. State (11/4/23)
 TFL:..... 1.0 vs. Arkansas State (9/2/23)
 Sacks:..... N/A
 INT:..... N/A
 PBU:..... 1 (2x) MR: vs. West Virginia (11/11/23)

#42 LB KONNOR NEAR (*AT FERRIS STATE)

Tackles: *9 (2x) MR: at Grand Valley St. (12/3/22)
 TFL:..... *3.0 at Grand Valley St. (12/3/22)
 Sacks: *1.0 (2x) MR: at Grand Valley St. (12/3/22)
 INT:..... N/A
 PBU:..... *1 (2x) at Grand Valley St. (12/3/22)

#24 LB SAMUEL OMO SIGHO

Tackles:..... 2 vs. West Virginia (11/11/23)
 TFL:..... 0.5 vs. West Virginia (11/11/23)
 Sacks:..... N/A
 INT:..... N/A
 PBU:..... N/A

#93 DL PHIL PAEA (*AT UTAH STATE)

Tackles:..... *4 at Air Force (9/18/21)
 TFL:..... *1.5 at San Jose State (11/13/21)
 Sacks:..... N/A
 INT:..... *1 vs. Weber State (9/10/22)
 PBU:..... *1 vs. UConn (8/27/22)

#21 DB REGGIE PEARSON (* AT WISCONSIN; * AT TEXAS TECH)

Tackles:..... *11 (2x) MR: vs. Oklahoma (11/26/22)
 TFL:..... ^2.0 vs. Illinois (10/19/19)
 Sacks:..... N/A
 INT:..... 1 (3x[2x*]) MR: vs. W. Virginia (11/11/23)
 PBU:..... *2 vs. Iowa State (11/13/21)

#17 WR JAQUAIZE PETTAWAY

Rec:..... 9 vs. Arkansas State (9/2/23)
 Yards:..... 56 vs. Arkansas State (9/2/23)
 TDs:..... N/A

#27 RB GAVIN SAWCHUK

Rush:..... 22 vs. West Virginia (11/11/23)
 Yards:..... 135 vs. West Virginia (11/11/23)
 TDs:..... 1 (6x) MR: at BYU (11/18/23)
 Rec:..... 2 (3x) MR: at BYU (11/18/23)
 Yards:..... 12 vs. UCF (10/21/23)
 TD:..... N/A

#96 DL DAVON SEARS (*AT TEXAS STATE)

Tackles:..... *4 (2x) MR: at S. Alabama (11/12/22)
 TFL:..... *1.0 (3x) MR: at S. Alabama (11/12/22)
 Sacks:..... *1.0 vs. FIU (9/10/22)
 INT:..... N/A
 PBU:..... *1 (2x) MR: at James Madison (10/1/22)

#16 WR BLAKE SMITH (*AT TEXAS A&M)

Rec:..... *2 at Auburn (11/12/22)
 Yards:..... 28 vs. Arkansas State (9/2/23)
 TDs:..... 1 vs. SMU (9/9/23)

#7 RB DAYLAN SMOTHERS

Rush:..... 7 vs. Arkansas State (9/2/23)
 Yards:..... 20 at Tulsa (9/16/23)
 TDs:..... N/A

#3 DB ROBERT SPEARS-JENNINGS

Tackles:..... 7 (2x) MR: vs. West Virginia (11/11/23)
 TFL:..... 0.5 vs. Texas (10/8/22)
 Sacks:..... N/A
 INT:..... N/A
 PBU:..... 1 at Okla. State (11/4/23)

#81 TE AUSTIN STOGNER

Rec:..... 6 vs. Texas (10/10/20)
 Yards:..... 83 vs. Kansas State (9/26/20)
 TDs:..... 2 at Baylor (11/16/19)

#12 WR DRAKE STOOPS

Rec:..... 12 at Okla. State (11/4/23)
 Yards:..... 164 vs. West Virginia (11/11/23)
 TDs:..... 3 vs. West Virginia (11/11/23)

#33 DL MARCUS STRIPLING

Tackles:..... 4 vs. Oregon (12/29/21)
 TFL:..... 2.0 vs. Oregon (12/29/21)
 Sacks:..... 1.5 vs. Kansas (11/7/20)
 INT:..... N/A
 PBU:..... N/A

#99 DL MARKUS STRONG

Tackles:..... 1 vs. Arkansas State (9/2/23)
 TFL:..... N/A
 Sacks:..... N/A
 INT:..... N/A
 PBU:..... N/A

#28 LB DANNY STUTSMAN

Tackles:..... 18 at Texas Tech (11/26/22)
 TFL:..... 4.0 vs. Kent State (9/10/22)
 Sacks:..... 1.0 (7x) MR: at BYU (11/18/23)
 INT:..... 1 (3x) MR: at Tulsa (9/16/23)
 PBU:..... 1 (3x) MR: vs. Florida State (12/29/22)

#95 DL DA'JON TERRY (* AT KANSAS; * AT TENNESSEE)

Tackles:..... *4 (3x[1x]) MR: vs. Texas (10/7/23)
 TFL:..... *1.5 (2x[1x]) MR: vs. Texas (10/7/23)
 Sacks:..... *1.0 (4x[1x]) MR: vs. Texas (10/7/23)
 INT:..... N/A
 PBU:..... ^2 vs. Iowa State (10/31/20)

#32 DL R MASON THOMAS

Tackles:..... 2 (2x) MR: vs. Texas (10/8/22)
 TFL:..... 0.5 (2x) MR: at West Virginia (11/12/22)
 Sacks:..... 0.5 vs. UTEP (9/3/22)
 INT:..... N/A
 PBU:..... N/A

#15 WR BRENN THOMPSON (*AT TEXAS)

Rec:..... 2 vs. Iowa State (9/30/23)
 Yards:..... 62 vs. Iowa State (9/30/23)
 TDs:..... N/A

#6 DB MAKARI VICKERS

Tackles:..... 2 (2x) MR: vs. Iowa State (9/30/23)
 TFL:..... N/A
 Sacks:..... N/A
 INT:..... N/A
 PBU:..... 1 at Tulsa (9/16/23)

#23 DB JASIAH WAGONER

Tackles:..... 1 (3x) MR: at BYU (11/18/23)
 TFL:..... N/A
 Sacks:..... N/A
 INT:..... N/A
 PBU:..... 1 at BYU (11/18/23)

#26 DB KANI WALKER

Tackles:..... 5 (2x) MR: vs. West Virginia (11/11/23)
 TFL:..... N/A
 Sacks:..... N/A
 INT:..... N/A
 PBU:..... 2 vs. West Virginia (11/11/23)

#29 RB TAWEE WALKER

Rush:..... 23 at Kansas (10/28/23)
 Yards:..... 146 at Kansas (10/28/23)
 TDs:..... 2 vs. Arkansas State (9/2/23)

#5 DB WOODI WASHINGTON

Tackles:..... 10 vs. LSU (12/28/19)
 TFL:..... 1.0 vs. Texas (10/7/23)
 Sacks:..... N/A
 INT:..... 2 at Okla. State (11/27/21)
 PBU:..... 1 (14x) MR: at BYU (11/18/23)

#13 LB SHANE WHITTER

Tackles:..... 5 vs. Kansas (11/7/20)
 TFL:..... 1.5 vs. West Virginia (9/25/21)
 Sacks:..... N/A
 INT:..... N/A
 PBU:..... 1 vs. Florida (12/30/20)

#9 DB GENTRY WILLIAMS

Tackles:..... 6 at Tulsa (9/16/23)
 TFL:..... 1.0 (4x) MR: vs. Iowa State (9/30/23)
 Sacks:..... N/A
 INT:..... 1 (3x) MR: vs. Iowa State (9/30/23)
 PBU:..... 1 vs. UCF (10/21/23)

Had 20 tackles

OU: 28, Kenneth Murray; 23, Curtis Bolton vs. Army (9/22/18)
Opp.: 21, Jalen Reeves-Maybin, Tennessee (9/12/15)

Had multiple interceptions

OU: 2, Woodi Washington at Oklahoma State (11/27/21)
Opp.: 2, Dylan Haines, Texas (10/8/16)

Had at least 2.0 sacks

OU: 2.0, Ethan Downs vs. Texas (10/7/23)
Opp.: 2.0, Sean Martin, West Virginia (11/12/22)

Blocked a punt

OU: Peyton Bowen vs. Iowa State (9/30/23)
Opp.: Kitan Crawford, Texas (10/7/23)

Blocked a field goal

OU: Perrion Winfrey vs. Texas (10/10/20)
Opp.: Lorenzo Carter, Georgia (1/1/18)

Blocked an extra point attempt

OU: Isaiah Coe vs. Nebraska (9/18/21)
Opp.: Team, Kansas (11/17/18)

Recorded a safety

OU: Team vs. Iowa State (9/30/23) (Blocked punt knocked thru end zone)
Opp.: Team, Texas A&M (11/6/10) (Bad snap thru end zone)

Made three field goals

OU: 4, Gabe Brkic vs. Texas (10/9/21)
Opp.: 3, Colton Boomer, UCF (10/21/23)

Made a 50-yard field goal

OU: 53, Gabe Brkic vs. Texas Tech (10/30/21)
Opp.: 54, Carter Brown, Cincinnati (9/23/23)

Had a 70-yard punt

OU: 85, Michael Turk vs. Texas (10/9/21)
Opp.: 78, Cameron Dicker, Texas (10/9/21)

Converted a two-point PAT

OU: Dillon Gabriel pass to Brayden Willis vs. Florida State (12/29/22)
Opp.: Preston Stone pass to Jake Bailey, SMU (9/9/23)

Returned a blocked/failed PAT for a two-point conversion:

OU: Billy Bowman at West Virginia (11/12/22) [fumbled kick snap]
Opp.: Quandre Diggs, Texas (10/13/12)

Returned a two-point PAT attempt for a two-point conversion:

OU: Robert Barnes at Texas Tech (11/3/18)
Opp.: N/A

TEAM**Scored 40 points**

OU: 59-20, West Virginia (11/11/23)
Opp: 51-48, Texas Tech (11/26/22)

Scored 50 points

OU: 59-20, West Virginia (11/11/23)
Opp: 51-48, Texas Tech (11/26/22)

Scored 60 points

OU: 66-17, at Tulsa (9/16/23)
Opp: 63-28, LSU (12/28/19)

Scored 70 points

OU: 73-0, Arkansas State (9/2/23)
Opp.: 73-21, Nebraska (11/2/96)

Posted a shutout

OU: 73-0, Arkansas State (9/2/23)
Opp.: 49-0, vs. Texas (10/8/22)

Rushed for 200 yards

OU: 221, West Virginia (11/11/23)
Opp.: 225, Kansas (10/28/23)

Rushed for 300 yards

OU: 312, at Nebraska (9/17/22)
Opp.: 361, TCU (10/1/22)

Rushed for 400 yards

OU: 435, vs. Florida (12/30/20)
Opp.: 458 at West Virginia (11/17/12)

Rushed for 500 yards

OU: 510, Kansas (11/22/14)
Opp.: Never

Rushed for 600 yards

OU: 768 vs. Kansas State (10/15/88)
Opp.: Never

Rushed for 700 yards

OU: 768 vs. Kansas State (10/15/88)
Opp.: Never

Rushed for less than 100 yards

OU: 78, Baylor (11/13/21)
Opp.: 48, Arkansas State (9/2/23)

Rushed for five touchdowns

OU: 5, at Kansas (10/28/23)
Opp.: 5, Baylor (11/5/22)

Rushed for six touchdowns

OU: 6, Arkansas State (9/2/23)
Opp.: 6, Kansas State (10/26/19)

Rushed for seven touchdowns

OU: 7, Texas Tech (10/24/15)
Opp.: 8, Nebraska (11/1/97)

Rushed for eight touchdowns

OU: 8, Florida A&M (9/8/12)
Opp.: 8, Nebraska (11/1/97)

Passed for 300 yards

OU: 423, West Virginia (11/11/23)
Opp.: 334, Oklahoma State (11/4/23)

Passed for 400 yards

OU: 423, West Virginia (11/11/23)
Opp.: 418, Florida State (12/29/22)

Passed for 500 yards

OU: 598, at Oklahoma State (11/4/17)
Opp.: 532, LSU (12/28/19)

Passed for less than 100 yards

OU: 39, vs. Texas (10/8/22)
Opp.: 65, TCU (11/23/19)

Passed for five touchdowns

OU: 5, West Virginia (11/11/23)
Opp.: 5, Texas (10/9/21)

Passed for six touchdowns

OU: 6, at Texas Tech (11/26/22)
Opp.: 7, LSU (12/28/19)

Gained 500 yards total offense

OU: 644, West Virginia (11/11/23)
Opp.: 527, Texas (10/7/23)

Gained 600 yards total offense

OU: 644, West Virginia (11/11/23)
Opp.: 668, TCU (10/1/22)

Gained 700 yards total offense

OU: 701, vs. Kansas (10/15/22)
Opp.: 704, West Virginia (11/23/18)

Gained 800 yards total offense

OU: 854, at Texas Tech (10/22/16)
Opp.: 854, Texas Tech (10/22/16)

Held under 100 total yards

OU: 83, vs. Navy (10/2/65)
Opp.: 44 vs. Idaho State (9/12/09)

Held under 200 total yards

OU: 195, vs. Texas (10/8/22)
Opp.: 178, vs. Western Carolina (9/11/21)

Had 3 interceptions

OU: 3, at Iowa State (10/29/22)
Opp.: 3, Baylor (11/5/22)

Had 4 interceptions

OU: 4, vs. Oklahoma State (11/19/22)
Opp.: 4, Texas (10/12/02)

Had 5 or more interceptions

OU: 5, at Tulsa (9/16/23)
Opp.: 5, Nebraska (11/7/09)

Had 15 or more tackles for loss

OU: 15.0, at Tulsa (9/16/23)
Opp.: N/A

BEST OF THE 2000s

INDIVIDUAL

OFFENSE

Rushing Yards

427, Samaje Perine vs. Kansas (11/22/14)*
263, Joe Mixon at Texas Tech (10/22/16)
249, Adrian Peterson at Oklahoma State (10/30/04)
248, Quentin Griffin vs. Texas (10/12/02)
242, Samaje Perine at West Virginia (9/20/14)

Rushing Attempts

37, Samaje Perine vs. Oklahoma State (12/3/16)
36, Adrian Peterson at Kansas State (10/16/04)
35, Samaje Perine vs. Texas (10/8/16)
35, DeMarco Murray vs. Utah State (9/4/10)
35, Allen Patrick at Missouri (10/28/06)
35, Allen Patrick vs. Colorado (10/21/06)

Rushing Touchdowns

6, Quentin Griffin vs. Texas (10/7/00)*
5, Samaje Perine vs. Kansas (11/22/14)
5, DeMarco Murray vs. North Texas (9/1/07)
4, Done 8 times, MR:
Rodney Anderson vs. West Virginia (11/25/17)

Passing Yards

598, Baker Mayfield at Oklahoma State (11/4/17)*
554, Landry Jones at West Virginia (11/17/12)
545, Baker Mayfield at Texas Tech (10/22/16)
505, Landry Jones at Kansas State (10/29/11)
500, Landry Jones vs. Oklahoma State (11/24/12)

Pass Completions

46, Landry Jones vs. Oklahoma State (11/24/12)*
38, Landry Jones at West Virginia (11/17/12)
37, Landry Jones at Oklahoma State (11/27/10)
36, Done 5 times, MR: Landry Jones at Baylor (11/19/11)

Pass Attempts

71, Landry Jones vs. Oklahoma State (11/24/12)*
62, Landry Jones at Oklahoma State (11/27/10)
59, Landry Jones at Texas A&M (11/6/10)
58, Landry Jones at Nebraska (11/7/09)
55, Landry Jones vs. Texas Tech (10/22/11)

Passing Touchdowns

7, Baker Mayfield at Texas Tech (10/22/16)*
6, Dillon Gabriel at Texas Tech (11/26/22)
6, Caleb Williams vs. Texas Tech (10/30/21)
6, Kyler Murray vs. Baylor (9/29/18)
6, Landry Jones at West Virginia (11/17/12)
6, Landry Jones vs. Tulsa (9/19/09)
5, Done 21 times, MR: Dillon Gabriel vs. W. Virginia (11/11/23)

Receptions

15, Sterling Shepard vs. Kansas State (10/18/14)*
15, Justin Brown vs. Oklahoma State (11/24/12)*
15, Jalen Saunders vs. Notre Dame (10/27/12)*
15, Ryan Broyles vs. Iowa State (10/16/10)*
14, Sterling Shepard at Baylor (11/14/15)
14, Ryan Broyles at Kansas State (10/29/11)
14, Ryan Broyles vs. Tulsa (9/3/11)

Receiving Yards

265, Marquise Brown at Oklahoma State (11/4/17)*
243, Marquise Brown at West Virginia (11/23/18)
232, Dede Westbrook vs. Texas (10/8/16)
217, Ryan Broyles at Kansas (10/15/11)
215, Sterling Shepard at TCU (10/4/14)

Receiving Touchdowns

4, Kenny Stills at West Virginia (11/17/12)*
4, Jermaine Gresham vs. Texas A&M (11/3/07)*
4, Trent Smith at Kansas (10/13/01)*
3, Done 18 times, MR: Drake Stoops vs. W. Virginia (11/11/23)

Total Offense

589, Baker Mayfield at Oklahoma State (11/4/17)*
572, Baker Mayfield vs. Tulsa (9/19/15)
564, Baker Mayfield at Texas Tech (10/22/16)
554, Landry Jones at West Virginia (11/17/12)
508, Jalen Hurts vs. Houston (9/1/19)

All-Purpose Yards

446, Samaje Perine vs. Kansas (11/22/14)*
377, Joe Mixon at Texas Tech (10/22/16)
316, Ryan Broyles vs. Oklahoma State (11/28/09)
301, Ryan Broyles at Kansas (10/15/11)
290, Rodney Anderson vs. TCU (11/11/17)

Tackles

28, Kenneth Murray vs. Army (9/22/18)
23, Curtis Bolton vs. Army (9/22/18)
19, Dominique Alexander vs. Texas (10/12/13)
19, Travis Lewis vs. Texas (10/11/08)
19, Lance Mitchell at Missouri (10/5/02)

Tackles for Loss

5.0, Pryce Macon vs. Nebraska (12/4/10)
5.0, Rufus Alexander vs. Middle Tennessee (9/23/06)
5.0, Teddy Lehman vs. Kansas State (12/6/03)
5.0, Jimmy Wilkerson at Baylor (11/4/00)
4.0, many times, MR: Danny Stutsman vs. Kent State (9/10/22)

Sacks

3.0, 15 times, MR: Nik Bonitto vs. Kansas (11/7/20)

Interceptions

3, Tony Jefferson vs. Ball State (10/1/11)*
3, J.T. Thatcher vs. Kansas (9/30/00)*
2, 24 times, MR: Woodi Washington at Okla. State (11/27/21)

Pass Breakups

5, Derrick Strait vs. Oklahoma State (11/24/01)
4, 9 times, MR: Tre Brown vs. Baylor (9/29/18)

SPECIAL TEAMS

Field Goals Made

4, 10 times, MR: Gabe Brkic vs. Texas (10/9/21)*

LONGEST PLAYS

Rush

99, Abdul Adams at Baylor (9/23/17)*#
95, Damien Williams vs. Texas (10/13/12)#
92, DeMarco Murray vs. Utah State (9/15/07)#
89, Damien Williams vs. Florida A&M (9/8/12)#
86, Kennedy Brooks vs. Kansas State (10/27/18)#
84, Adrian Peterson vs. Oklahoma State (11/26/05)#

Pass Play

88, Baker Mayfield to Dede Westbrook vs. Kansas State (10/15/16)#
87, Kyler Murray to Marquise Brown vs. Tulane (9/16/17)#
86, Landry Jones to Cameron Kenney at OSU (11/27/10)#
86, Kyler Murray to CeeDee Lamb vs. Baylor (9/29/18)#
84, Baker Mayfield to Marquise Brown at Oklahoma State (11/4/17)#
82, Kyler Murray to CeeDee Lamb vs. Kansas State (10/27/18)#
82, Baker Mayfield to CeeDee Lamb vs. Tulane (9/16/17)#
82, Blake Bell to Jaz Reynolds vs. Tulsa (9/14/13)

Punt

85, Michael Turk vs. Texas (10/9/21)
85, Tress Way vs. Utah State (9/4/10)
75, Tress Way at TCU (12/1/12)
75, Michael Cohen at Texas A&M (11/4/06)
74, Tress Way vs. Oklahoma State (11/28/09)
73, Cody Freeby at Texas Tech (11/19/05)

Field Goal

56, Gabe Brkic vs. Western Carolina (9/11/21)
56, Gabe Brkic vs. Tulane (9/4/21)
55, Gabe Brkic vs. Tulane (9/4/21)
54, Gabe Brkic vs. Iowa State (12/19/20)
53, Gabe Brkic vs. Texas Tech (10/30/21)
53, Michael Hunnicutt at Kansas State (10/29/11)
53, Garrett Hartley vs. Utah State (9/15/07)
52, Garrett Hartley vs. Texas (10/8/05)
51, Austin Seibert vs. West Virginia (11/25/17)
51, Gabe Brkic vs. Tulane (9/4/21)
51, Gabe Brkic at Iowa State (10/3/20)
50, Garrett Hartley at Nebraska (10/29/05)
50, Gabe Brkic vs. Baylor (12/5/20)
50, Gabe Brkic vs. Kansas (11/7/20)

Punt Return

91, Antonio Perkins at Tulsa (8/30/02)#
91, Jalen Saunders vs. Iowa State (11/16/13)#
90, Justin Brown vs. Kansas (10/20/12)#
87, Ryan Broyles vs. Oklahoma State (11/28/09)#
84, Antonio Perkins vs. UCLA (9/20/03)#

Kick Return

100, Alex Ross at West Virginia (9/20/14)#*
100, Roy Finch vs. Kansas (10/20/12)#*
100, Mark Bradley at Iowa State (10/4/03)#*
97, Joe Mixon vs. Ohio State (9/17/16)#
93, J.T. Thatcher at Kansas State (10/14/00)

Interception Return

100, Billy Bowman at BYU (11/18/23)#*
100, Julian Wilson vs. Tennessee (9/13/14)#*
97, Derrick Strait at Texas Tech (11/22/03)
85, Dominique Franks at Kansas (10/24/09)#
85, J.T. Thatcher vs. Texas Tech (11/18/00)#
80, Jordan Evans at West Virginia (11/19/16)#

Fumble Return

70, Nik Bonitto at Kansas State (10/2/21)*
69, Cory Heinecke at Air Force (9/1/01)#
61, Reggie Smith vs. Miami (FL) (9/8/07)#
56, Jamell Fleming vs. Texas (10/8/11)#
53, Keenan Clayton vs. Texas Tech (11/22/08)

* School record

Play resulted in a touchdown

TEAM

OFFENSE

First Downs

44, vs. Oklahoma State (11/24/12)
 41, at Iowa State (11/1/14)
 39, vs. Missouri (12/6/08)
 38, vs. Tulsa (9/19/15)
 37, vs. Iowa State (10/16/10)

Rushing Yards

510, vs. Kansas (11/22/14)
 510, at Iowa State (11/1/14)
 435, vs. Florida (12/30/20)
 405, vs. Texas Tech (10/24/15)
 405, vs. Iowa State (11/16/13)
 384, at Texas Tech (11/15/14)

Rushing Attempts

66, vs. Iowa State (10/19/02)
 64, vs. TCU (11/23/19)
 64, at West Virginia (11/19/16)
 63, vs. Oklahoma State (12/6/14)
 61, vs. Texas A&M (11/8/03)
 61, vs. Texas Tech (11/23/02)

Rushing Touchdowns

8, vs. Florida A&M (9/8/12)
 7, vs. Texas Tech (10/24/15)
 7, vs. North Texas (9/1/07)
 7, vs. Texas (10/7/00)
 6, vs. Kansas (11/7/20)
 6, at Texas Tech (10/31/20)
 6, vs. Texas (10/13/12)
 6, vs. Missouri (12/6/08)

Passing Yards

598, at Oklahoma State (11/4/17)
 554, at West Virginia (11/17/12)
 545, at Texas Tech (10/22/16)
 520, at Kansas State (10/29/11)
 512, vs. Oklahoma State (11/24/12)

Pass Completions

47, vs. Oklahoma State (11/24/12)
 39, vs. Tulsa (9/3/11)
 39, vs. Tulsa (11/3/01)
 38, at West Virginia (11/17/12)
 37, at Oklahoma State (11/27/10)
 37, at Kansas State (10/29/11)

Pass Attempts

73, vs. Oklahoma State (11/24/12)
 62, at Oklahoma State (11/27/10)
 60, at Texas A&M (11/6/10)
 58, at Nebraska (11/7/09)
 55, vs. Texas Tech (10/22/11)

Passing Touchdowns

7, vs. Texas Tech (10/30/21)
 7, at Texas Tech (10/22/16)
 6, at Texas Tech (11/26/22)
 6, vs. South Dakota (9/7/19)
 6 vs. Baylor (9/29/18)
 6, at West Virginia (11/17/12)
 6, vs. Tulsa (9/19/09)
 6, vs. Miami (FL) (9/8/07)
 5, 26 times, MR: vs. West Virginia (11/11/23)

Total Offense

854, at Texas Tech (10/22/16)
 785, at Oklahoma State (11/4/17)
 773, vs. Tulsa (9/19/15)
 751, at Iowa State (11/1/14)
 733, vs. South Dakota (9/7/19)
 710, at Kansas (10/31/15)
 702, vs. Oklahoma State (11/10/18)
 702, vs. Kansas State (10/27/18)

Points

79, vs. North Texas (9/1/07)
 77, vs. Texas A&M (11/8/03)
 76, vs. Western Carolina (9/11/21)
 73, vs. Arkansas State (9/2/23)
 70, vs. South Dakota (9/7/19)
 69, vs. Florida A&M (9/8/12)
 68, vs. UTEP (9/14/02)
 66, at Tulsa (9/16/23)
 66, at Texas Tech (10/22/16)
 66, at Texas A&M (11/8/08)

DEFENSE

Fewest First Downs Allowed

1, vs. Chattanooga (8/30/08)
 3, vs. Colorado (12/4/04)
 3, vs. Texas A&M (11/8/03)
 5, vs. Colorado (10/21/06)
 5, vs. Iowa State (10/19/02)
 5, vs. Texas A&M (11/10/01)

Fewest Rush Yards Allowed

-48, at Baylor (11/18/06)
 -22, vs. Idaho State (9/12/09)
 -7, at Texas Tech (11/17/01)
 -7, vs. Texas (10/7/00)
 -4, vs. Colorado (12/4/04)

Fewest Pass Yards Allowed

13, vs. Arkansas (1/1/02)
 16, at Kansas (10/19/13)
 20, vs. Chattanooga (8/30/08)
 25, at Baylor (11/4/00)
 32, vs. Texas A&M (11/8/03)
 40, vs. Army (9/22/18)

Fewest Completions Allowed

2, vs. Arkansas (1/1/02)
 3, vs. Army (9/22/18)
 3, vs. Chattanooga (8/30/08)
 3, vs. Colorado (10/21/06)
 4, vs. Texas A&M (11/8/03)
 4, vs. Iowa State (10/19/02)

Fewest Total Yards Allowed

36, vs. Chattanooga (8/30/08)
 44, vs. Idaho State (9/12/09)
 46, vs. Colorado (12/4/04)
 50, vs. Arkansas (1/1/02)
 54, vs. Texas A&M (11/8/03)

Fewest Points Allowed

0, 15 times, MR: vs. Western Carolina (9/11/21)

Most Sacks Recorded

9, vs. Kansas (11/7/20)
 9, vs. Texas (10/12/19)
 9, vs. Arkansas (1/1/02)
 9, at Nebraska (10/29/05)
 8, vs. Texas (10/8/11)
 7, 8 times, MR: vs. Iowa State (11/20/21)

Most Tackles for Loss Recorded

17, vs. Idaho State (9/12/09)
 16, vs. Texas (10/8/11)
 15, at Tulsa (9/16/23)
 15, vs. Baylor (12/7/19)
 15, vs. Texas (10/12/19)
 15, vs. Oklahoma State (11/26/05)
 14, 3 times, MR: vs. Kent State (9/10/22)

Most Interceptions Recorded

5, at Tulsa (9/16/23)
 5, at Texas Tech (11/22/03)
 5, vs. Kansas (9/30/00)
 4, vs. Oklahoma State (11/19/22)
 4, vs. Texas Tech (10/24/15)
 4, vs. Texas (10/6/01)
 3, 26 times, MR: at Iowa State (10/29/22)

Most Turnovers Forced

7, vs. Kansas (9/30/00)
 7, vs. UTEP (9/2/00)
 6, vs. Texas (10/11/03)
 5, 11 times, MR: at Tulsa (9/16/23)

2023 RESULTS (OVERALL: 9-2 | BIG 12: 6-2 | HOME: 5-0 | AWAY: 3-2 | NEUTRAL: 1-0)

Table with 12 columns: Date, CFP/AP/C, Opponent (Rank), TV, Site, Result, Attend., Top Passer, Top Rusher, Top Receiver, Top Tackler. Rows list individual games from 9/2 to 11/24.

TEAM STATISTICS

Table with 3 columns: Category, OU, OPP. Rows include Scoring, First Downs, Rushing, Passing, Rushing Yardage, Passing Yardage, Total Offense, Kick Returns, Punt Returns, Int Returns, Kick Return Average, Punt Return Average, Int Return Average, Fumbles-Lost, Penalties, Punts, Time of Possession, 3rd-Down Conversions, 4th-Down Conversions, Sacks, Misc Yards, Touchdowns, Field Goals, On-Side Kicks, Red-Zone Scores, Red-Zone Touchdowns, Pat-Attempts, Attendance, and Score by Quarters.

RUSHING

Table with 12 columns: Name, G, Att, Gain, Loss, Net, Avg, TD, Long, Avg/G. Rows list players like Sawchuk, Walker, Gabriel, Major, Barnes, Farooq, Arnold, Smothers, Freeman, Hicks, Pettaway, Stoops, Drake, Beville, Team, and Opponents.

PASSING

Table with 9 columns: Name, G, Effic, Comp-Att-Int, Pct, Yds, TD, Long, Avg/G. Rows list Gabriel, Arnold, Team, and Opponents.

RECEIVING

Table with 8 columns: Name, G, No, Yds, Avg, TD, Long, Avg/G. Rows list Stoops, Farooq, Anthony, Anderson, Freeman, Stogner, Major, Gibson, Pettaway, Sawchuk, Walker, Barnes, Thompson, Bunkley-Shelton, Smith, Smothers, McIntyre, Team, and Opponents.

SCORE BY QUARTERS

Table with 6 columns: Quarter (1st, 2nd, 3rd, 4th, OT) and Total. Rows for Oklahoma and Opponents.

OFFENSIVE GAME-BY-GAME

PASSING (Quarterbacks only)

#8 Dillon Gabriel	Att	Comp	INT	Pct	Yards	TD	Long	Sack	Yds	Effic
Arkansas State	22	19	0	86.4	308	2	52	0	0	234.0
SMU	27	19	0	70.4	176	4	29	1	9	174.0
Tulsa	31	28	1	90.3	421	5	55	0	0	251.2
Cincinnati	38	26	0	68.4	322	1	49	2	14	148.3
Iowa State	39	26	1	66.7	366	3	54	1	6	165.8
Texas	38	23	0	60.5	285	1	43	1	1	132.2
UCF	38	25	1	65.8	253	3	42	3	22	142.5
Kansas	19	14	1	73.7	171	0	39	1	1	138.8
Oklahoma State	37	26	1	70.3	344	1	49	2	7	151.9
West Virginia	36	23	0	63.9	423	5	63	2	14	208.4
BYU	21	13	0	61.9	191	2	55	1	9	169.7
Totals	346	242	5	69.9	3260	17	63	14	83	171.9

#10 Jackson Arnold	Att	Comp	INT	Pct	Yards	TD	Long	Sack	Yds	Effic
Arkansas State	11	11	0	100.0	114	1	26	0	0	217.1
Tulsa	4	2	0	50.0	55	1	50	0	0	248.0
BYU	9	5	0	55.6	33	0	16	0	0	86.4
Totals	24	18	0	75.0	202	2	50	0	0	173.2

RUSHING

Player	No-Yds/TD	ASU	SMU	TU	CIN	ISU	UT	UCF	KU	OSU	WVU	BYU	TCU
Walker, Tawee	90-467/6	8-44/2	21-117/0	-	5-15/0	4-17/0	15-46/2	DNP	23-146/1	8-59/1	1--2/0	5-25/0	
Gabriel, Dillon	86-337/11	2-15/1	8-20/0	-	11-23/1	8-37/2	14-113/1	10-22/0	14-64/3	4--7/0	11-50/3	4-0/0	
Sawchuk, Gavin	83-480/5	DNP	1-1/0	9-25/1	-	7-20/0	1--1/0	10-63/1	6-19/1	13-111/1	22-135/0	14-107/1	
Major, Marcus	78-308/1	9-31/1	8-39/0	-	15-63/0	19-66/0	9-27/0	18-82/0	DNP	DNP	DNP	DNP	
Barnes, Jovantae	34-130/1	13-49/0	2-5/0	13-68/1	DNP	DNP	DNP	DNP	5-17/0	1--9/0	-	-	
Arnold, Jackson	20-78/1	5-39/1	4-11/0	1-0/0	DNP	2-4/0	DNP	DNP	DNP	DNP	DNP	8-24/0	
Farooq, Jalil	16-89/0	1-10/0	-	-	2-3/0	-	3-13/0	3-16/0	5-18/0	-	2-29/0	-	
Smothers, Daylan	11-42/0	7-16/0	DNP	2-20/0	DNP	DNP	DNP	DNP	DNP	-	2-6/0	DNP	
Stoops, Drake	4-8/0	-	-	-	-	1-13/0	1-3/0	-	-	1--6/0	-	1--2/0	
Freeman, Gavin	3-16/0	-	-	-	-	-	-	2-10/0	1-6/0	-	-	-	
Hicks, Kalib	3-14/1	3-14/1	DNP	DNP	DNP	DNP	DNP	DNP	DNP	DNP	DNP	DNP	
Beville, Davis	3-7/0	1-2/0	DNP	DNP	DNP	DNP	DNP	DNP	DNP	DNP	2-5/0	DNP	
Pettaway, Jaquaize	1-10/0	-	DNP	1-10/0	DNP	-	-	-	-	DNP	-	DNP	

RECEIVING

Player	No-Yds/TD	ASU	SMU	TU	CIN	ISU	UT	UCF	KU	OSU	WVU	BYU	TCU
Stoops, Drake	66-755/9	4-56/1	2-17/0	8-53/2	6-45/0	5-32/1	4-55/0	7-60/1	4-76/0	12-134/1	10-164/3	4-63/0	
Farooq, Jalil	40-630/2	-	2-33/1	6-126/1	2-45/0	5-81/0	5-130/0	3-23/0	3-11/0	7-98/0	2-30/0	5-53/0	
Anderson, Nic	27-628/9	2-68/0	-	3-120/3	3-35/1	2-56/1	1-3/1	5-105/2	1-18/0	3-92/0	4-119/0	3-12/1	
Anthony, Andre	27-429/1	3-66/0	7-76/1	4-112/0	7-117/0	1-16/0	5-42/0	DNP	DNP	DNP	DNP	DNP	
Freeman, Gavin	18-86/1	4-19/1	-	2-1/0	2-9/0	2-24/0	1-9/0	3-10/0	3-11/0	-	1-3/0	-	
Stogner, Austin	15-170/1	-	1-3/0	1-10/0	1-5/0	1-19/0	3-24/0	1-8/0	1-12/0	1-10/0	4-69/1	1-10/0	
Major, Marcus	12-75/1	-	2-23/1	-	2-18/0	4-17/0	2-8/0	2-9/0	DNP	DNP	DNP	DNP	
Gibson, Jayden	11-296/4	2-54/1	-	1-34/0	1-21/0	2-50/1	-	1-17/0	-	-	2-38/1	2-82/1	
Pettaway, Jaquaize	11-70/0	9-56/0	DNP	1-5/0	DNP	-	-	1-9/0	-	DNP	-	DNP	
Sawchuk, Gavin	9-36/0	DNP	-	2-9/0	-	2-9/0	-	2-12/0	-	1-5/0	-	2-1/0	
Walker, Tawee	8-69/0	-	3-25/0	-	2-27/0	-	2-14/0	DNP	-	-	-	1-3/0	
Barnes, Jovantae	5-23/0	2-17/0	1--3/0	1-5/0	DNP	DNP	DNP	DNP	1-4/0	-	-	-	
Thompson, Brenen	4-105/0	DNP	DNP	DNP	DNP	2-62/0	DNP	DNP	1-39/0	1-4/0	DNP	-	
Bunkley-Shelton, LV	3-33/0	2-32/0	-	1-1/0	-	-	-	-	-	-	-	DNP	
Smith, Blake	2-30/1	1-28/0	1-2/1	-	-	-	-	-	-	-	DNP	DNP	
McIntyre, Kade	1-26/0	1-26/0	DNP	DNP	DNP	DNP	DNP	DNP	DNP	DNP	DNP	DNP	
Smothers, Daylan	1-1/0	-	DNP	-	DNP	DNP	DNP	DNP	DNP	1-1/0	-	DNP	

TEAM TOTALS

	Score	1st Downs	Rushing No-Yds-TD	Passing (C-A-I-Yds-TD)	Total Offense (Play-Yds)	Punts No.-Avg.	Fumbles No.-Lost	Penalties No.-Yds	KO Ret. No.-Yds	Punt Ret. No.-Yds	Int. Ret. No.-Yds.	3rd-Down Conv.	Time of Poss.
Arkansas State	0	10	23-48-0	13-27-0-160-0	50-208	7-47.6	1-1	14-111	2-42	0-0	0-0	2 of 12	23:04
Oklahoma	73	36	49-220-6	30-33-0-422-3	82-642	1-50.0	1-0	6-65	0-0	3-90	0-0	11 of 14	36:56
SMU	11	21	34-117-0	26-45-1-250-1	79-367	4-34.0	2-1	2-15	1-6	2-(-5)	0-0	4 of 16	32:30
Oklahoma	28	22	47-189-0	19-27-0-176-4	74-365	5-40.6	0-0	9-88	1-29	1-7	1-5	7 of 15	27:40
Oklahoma	66	27	28-119-2	30-35-1-476-6	63-595	1-36.0	1-1	7-65	3-105	2-8	5-67-1	7 of 9	26:54
at Tulsa	17	17	47-122-0	17-27-5-217-2	73-292	5-41.8	1-0	7-33	1-16	0-0	1-0	8 of 19	33:06
Oklahoma	20	21	34-103-1	26-38-0-322-1	72-425	6-38.7	3-1	8-53	1-9	1-7	2-0	6 of 16	27:35
at Cincinnati	6	21	37-141-0	22-42-2-235-0	79-376	4-48.2	0-0	2-20	0-0	2-2	0-0	3 of 15	32:25
Iowa State	20	16	27-150-0	19-37-2-202-2	64-352	4-29.8	1-0	6-41	0-0	0-0	1-0	4 of 15	26:56
Oklahoma	50	30	41-157-2	26-39-1-366-3	80-523	2-36.5	0-0	2-73	3-65	3-22	2-46-1	6 of 14	33:04
Oklahoma	34	28	43-201-3	23-38-0-285-1	81-486	4-29.5	0-0	4-30	2-37	0-0	2-7	5 of 14	27:49
vs. Texas	30	25	40-156-1	32-38-2-371-1	78-527	1-38.0	1-1	9-70	4-70	2-7	0-0	5 of 14	32:11
UCF	29	20	41-149-1	16-30-0-248-2	71-397	7-39.0	1-0	7-51	2-27	3-13	1-27	4 of 16	30:16
Oklahoma	31	30	46-189-1	25-38-1-253-3	84-442	5-51.6	1-0	6-37	2-41	4-24	0-0	7 of 16	29:44
Oklahoma	33	19	55-269-5	14-19-1-171-0	74-440	4-38.0	2-2	11-101	3-25	0-0	2-23	2 of 10	28:50
at Kansas	38	25	41-225-5	15-32-2-218-0	73-443	2-43.0	1-1	5-55	6-114	0-0	1-37	4 of 14	31:10
Oklahoma	24	21	27-148-2	26-37-1-344-1	64-492	3-49.3	4-2	8-55	2-30	1-(-5)	1-39	5 of 12	22:46
at Okla. State	27	27	38-146-3	28-43-1-334-0	81-480	4-41.5	0-0	4-29	1-18	1-14	1-26	5 of 15	37:14
West Virginia	20	17	41-176-1	10-31-2-154-2	72-330	6-41.3	0-0	2-20	2-55	2-5	0-0	4 of 16	30:32
Oklahoma	59	25	42-221-3	23-36-0-423-5	78-644	3-38.0	2-1	5-60	2-47	2-(-17)	2-12	8 of 14	29:28
Oklahoma	31	20	34-144-1	18-30-0-224-2	64-368	4-46.0	1-0	6-45	1-32	2-1	1-100	8 of 15	28:50
at BYU	24	18	38-217-1	15-26-1-173-2	64-390	4-47.0	4-2	7-55	0-0	4-39	0-0	5 of 14	31:10
TCU													
Oklahoma													

STARTING LINEUPS

OFFENSE	QB	RB	TE	WR	WR	WR	LT	LG	C	RG	RT
ARKANSAS STATE	Gabriel	Walker	Stogner	Stoops	Farooq	Anthony	Rouse	Byrd	Raym	Mettauer	Guyton
SMU	Gabriel	Major	Stogner	Stoops	Farooq	Anthony	Rouse	Byrd	Raym	Mettauer	Guyton
at Tulsa	Gabriel	Barnes	Stogner	Stoops	Farooq	Anthony	Rouse	Byrd	Raym	Mettauer	Guyton
at Cincinnati	Gabriel	Major	Stogner	Stoops	Farooq	Anthony	Rouse	Everett	Raym	Mettauer	Guyton
IOWA STATE	Gabriel	Major	Stogner	Stoops	Farooq	Anthony	Rouse	Everett	Raym	Mettauer	Guyton
vs. Texas	Gabriel	Major	Stogner	Stoops	Farooq	Anthony	Rouse	Everett	Raym	Mettauer	Guyton
UCF	Gabriel	Sawchuk	Stogner	Stoops	Farooq	Anderson	Rouse	Green	Raym	Shaffer	Guyton
at Kansas	Gabriel	Sawchuk	Stogner	Stoops	Farooq	Anderson	Rouse	Byrd	Raym	Mettauer	Guyton
at Oklahoma State	Gabriel	Sawchuk	Stogner	Stoops	Farooq	Anderson	Rouse	Green	Raym	Mettauer	Guyton
WEST VIRGINIA	Gabriel	Sawchuk	Stogner	Stoops	Farooq	Anderson	Rouse	Green	Raym	Mettauer	Sexton
at BYU	Gabriel	Sawchuk	Stogner	Stoops	Farooq	Anderson	Rouse	Green	Raym	Mettauer	Sexton
TCU											

DEFENSE	DE	NG	DT	DE	MLB	WLB	CHEETAH	CB	FS	SS	CB
ARKANSAS STATE	Bothroyd	Terry	Laulu	Ford	Kanak	Stutsman	Harrington	Washington	Pearson	Bowman	Williams
SMU	Bothroyd	Lacey	Laulu	Downs	Kanak	Stutsman	Harrington	Washington	Pearson	Bowman	Williams
at Tulsa	Bothroyd	Lacey	Laulu	Downs	Kanak	Stutsman	Bowen	Washington	Pearson	Bowman	Williams
at Cincinnati	Bothroyd	Coe	Lacey	Downs	Kanak	Stutsman	McCullough	Washington	Lawrence	Bowman	Williams
IOWA STATE	Bothroyd	Coe	Lacey	Downs	Kanak	Stutsman	McCullough	Washington	Lawrence	Bowman	Williams
vs. Texas	Bothroyd	Coe	Lacey	Downs	Kanak	Stutsman	McCullough	Washington	Lawrence	Bowman	Williams
UCF	Bothroyd	Terry	Lacey	Downs	Kanak	Stutsman	McCullough	Washington	Lawrence	Bowman	Williams
at Kansas	Bothroyd	Terry	Lacey	Downs	Kanak	Stutsman	Dolby	Washington	Lawrence	Bowman	Walker
at Oklahoma State	Bothroyd	Terry	Lacey	Downs	Kanak	Lewis	McCullough	Washington	Lawrence	Bowman	Williams
WEST VIRGINIA	Bothroyd	Coe	Lacey	Downs	Stutsman	Lewis	Dolby	Washington	Spears-Jennings	Bowman	Walker
at BYU	Bothroyd	Coe	Lacey	Downs	Stutsman	Lewis	McCullough	Washington	Spears-Jennings	Bowman	Walker
TCU											

3RD-DOWN CONVERSIONS

Date	Opponent	Score	Overall		1st Qtr		2nd Qtr		3rd Qtr		4th Qtr		OT	
Sept. 2	ARK. STATE	W, 73-0	11-13	84.6%	5-5	100.0%	2-3	66.7%	2-2	100.0%	2-3	66.7%	-	-
Sept. 9	SMU	W, 28-11	7-15	47.6%	2-5	40.0%	1-2	50.0%	1-5	20.0%	2-2	100.0%	-	-
Sept. 16	at Tulsa	W, 66-17	7-9	77.8%	3-3	100.0%	1-2	50.0%	2-2	100.0%	1-2	50.0%	-	-
Sept. 23	at Cincinnati	W, 20-6	6-16	37.3%	2-4	50.0%	2-5	40.0%	1-2	50.0%	1-5	20.0%	-	-
Sept. 30	IOWA STATE	W, 50-20	6-14	42.9%	1-2	50.0%	0-3	0.0%	3-5	60.0%	2-4	50.0%	-	-
Oct. 7	vs. Texas	W, 34-30	5-14	35.7%	2-5	40.0%	1-3	33.3%	1-3	33.3%	1-3	33.3%	-	-
Oct. 21	UCF	W, 31-29	7-16	42.8%	1-5	2-/0%	2-3	66/7%	0-2	0.0%	4-6	66.7%	-	-
Oct. 28	at Kansas	L, 33-38	2-10	20.0%	1-3	33.3%	0-1	0.0%	0-2	0.0%	1-4	25.0%	-	-
Nov. 4	at Okla. State	L, 24-27	5-12	41.7%	2-2	100.0%	1-4	25.0%	2-3	66.7%	0-3	0.0%	-	-
Nov. 11	WEST VIRGINIA	W, 59-20	8-14	57.1%	4-4	100.0%	1-4	25.0%	2-3	66.7%	1-3	33.3%	-	-
Nov. 18	at BYU	W, 31-24	8-15	53.3%	2-4	50.0%	3-4	75.0%	0-2	0.0%	3-5	60.0%	-	-
Nov. 24	TCU													

4TH-DOWN CONVERSIONS

Date	Opponent	Score	Overall		1st Qtr		2nd Qtr		3rd Qtr		4th Qtr		OT	
Sept. 2	ARK. STATE	W, 73-0	0-0	0.0%	0-0	0.0%	0-0	0.0%	0-0	0.0%	0-0	0.0%	-	-
Sept. 9	SMU	W, 28-11	2-3	66.7%	0-0	0.0%	0-0	0.0%	2-3	66.7%	0-0	0.0%	-	-
Sept. 16	at Tulsa	W, 66-17	1-1	100.0%	0-0	0.0%	1-1	100.0%	0-0	0.0%	0-0	0.0%	-	-
Sept. 23	at Cincinnati	W, 20-6	1-1	100.0%	0-0	0.0%	0-0	0.0%	0-0	0.0%	1-1	100.0%	-	-
Sept. 30	IOWA STATE	W, 50-20	3-3	100.0%	1-1	100.0%	1-1	100.0%	1-1	100.0%	0-0	0.0%	-	-
Oct. 7	vs. Texas	W, 34-30	0-1	0.0%	0-0	0.0%	0-0	0.0%	0-1	0.0%	0-0	0.0%	-	-
Oct. 21	UCF	W, 31-29	1-1	100.0%	1-1	100.0%	0-0	0.0%	0-0	0.0%	0-0	0.0%	-	-
Oct. 28	at Kansas	L, 33-38	1-2	50.0%	0-1	0.0%	1-1	100.0%	0-0	0.0%	0-0	0.0%	-	-
Nov. 4	at Okla. State	L, 24-27	0-2	0.0%	0-0	0.0%	0-0	0.0%	0-1	0.0%	0-1	0.0%	-	-
Nov. 11	WEST VIRGINIA	W, 59-20	2-2	100.0%	0-0	0.0%	1-1	100.0%	0-0	0.0%	1-1	100.0%	-	-
Nov. 18	at BYU	W, 31-24	0-0	0.0%	0-0	0.0%	0-0	0.0%	0-0	0.0%	0-0	0.0%	-	-
Nov. 24	TCU													

TIME OF POSSESSION

Date	Opponent	Score	Overall	1st Qtr	2nd Qtr	3rd Qtr	4th Qtr
Sept. 2	ARK. STATE	W, 73-0	36:56	9:16	10:10	7:55	9:35
Sept. 9	SMU	W, 28-11	27:40	7:19	6:56	7:46	5:39
Sept. 16	at Tulsa	W, 66-17	26:54	6:26	6:35	5:00	8:53
Sept. 23	at Cincinnati	W, 20-6	27:35	6:31	6:56	5:05	9:03
Sept. 30	IOWA STATE	W, 50-20	33:04	6:11	8:40	9:00	9:13
Oct. 7	vs. Texas	W, 34-30	27:49	4:20	10:31	7:00	5:58
Oct. 21	UCF	W, 31-29	29:44	8:21	5:18	5:32	10:33
Oct. 28	at Kansas	L, 33-38	28:48	5:27	9:28	8:39	5:14
Nov. 4	at Okla. State	L, 24-27	22:46	3:21	7:03	7:12	5:10
Nov. 11	WEST VIRGINIA	W, 59-20	29:28	5:59	7:14	4:51	11:24
Nov. 18	at BYU	W, 31-24	28:50	8:03	7:22	3:38	9:47
Nov. 24	TCU						

OU GIVEAWAYS/TAKEAWAYS

Game	Giveaways			Takeaways			Dif.
	Fum	Int	Tot	Fum	Int	Tot	
ARK. STATE	0	0	0	1	0	1	+1
SMU	0	0	0	1	1	2	+2
at Tulsa	1	1	2	0	5	5	+3
at Cincinnati	1	0	1	0	2	2	+1
IOWA STATE	0	1	1	0	2	2	+1
vs. TEXAS	0	0	0	1	2	3	+3
UCF	0	1	1	0	0	0	-1
at Kansas	2	1	3	1	2	3	0
at Okla. State	2	1	3	0	1	1	-2
WEST VIRGINIA	1	0	1	0	2	2	+1
at BYU	0	0	0	2	1	3	+3
TCU							
Total	7	5	12	6	16	24	+12

FUMBLES

Name	No.- Lost
Gabriel, Dillon	4-2
Farooq, Jalil	2-2
Freeman, Gavin	3-1
Barnes, Jovantae	1-1
Stripling, Marcus	1-1
Bunkley-Shelton, LV	1-0
Sawchuk, Gavin	2-0
Total	14-7

OPENING DRIVES — OFFENSE

Game	1st Half	2nd Half
ARK. STATE	Touchdown	Touchdown
SMU	Punt	Punt
at Tulsa	Touchdown	Touchdown
at Cincinnati	Punt	Punt
IOWA STATE	Touchdown	Touchdown
vs. Texas	Touchdown	Touchdown
UCF	Punt	Interception
at Kansas	Interception	Punt
at Okla. State	Touchdown	Interception
WEST VIRGINIA	Touchdown	Touchdown
at BYU	Punt	Punt
TCU		

OPENING DRIVES — DEFENSE

Game	1st Half	2nd Half
ARK. STATE	Punt	Punt
SMU	Punt	Punt
at Tulsa	Interception	Field Goal
at Cincinnati	Punt	Field Goal
IOWA STATE	Interception	Punt
vs. Texas	Interception	Fumble
UCF	Punt	Field Goal
at Kansas	Downs	Punt
at Okla. State	Touchdown	Downs
WEST VIRGINIA	Touchdown	Touchdown
at BYU	Punt	Punt
TCU		

OU ON PREGAME COIN FLIPS

Game	Result	Score
ARK. STATE	WON (Received)	W, 73-0
SMU	WON (Received)	W, 28-11
at Tulsa	WON (Received)	W, 66-17
at Cincinnati	WON (Kicked)	W, 20-6
IOWA STATE	WON (Kicked)	W, 50-20
vs. Texas	WON (Kicked)	W, 34-30
UCF	LOST (Kicked)	W, 31-29
at Kansas	WON (Kicked)	L, 33-38
at Okla. State	WON (Kicked)	L, 24-27
WEST VIRGINIA	WON (Kicked)	W, 59-20
at BYU	LOST (Received)	W, 31-24
TCU		

DEFENSIVE LEADERS

No.	Name	GP	Solo	Ast	Total	TFL-Yds	Sacks-Yards	Int-Yds	BrUp	QBH	Rcv-Yds	FF	Block	Saf
28	Stutsman, Danny	10	42	49	91	15.5-50	3-25	1-30	2	1	1-0	2	.	.
7	Kanak, Jaren	11	22	33	55	5.5-16	2-7	.	2	5	.	1	.	.
10	Lewis, Kip	11	29	23	52	1.5-3	1-0	.	.	.
2	Bowman, Billy	11	31	21	52	3-6	.	5-193	4
12	Lawrence, Key	11	28	14	42	4-7	.	2-0	3	.	.	1	.	.
5	Washington, Woodi	11	24	14	38	1.5-3	.	.	5	1
15	Dolby, Kendel	11	24	11	35	2-2	.	2-7	2	3
3	Spears-Jennings, Robert	10	17	17	34	.	.	.	1
22	Bowen, Peyton	11	17	13	30	1-9	1-9	.	4	1	.	1	2	.
1	McCullough, Dasan	8	15	12	27	3.5-4	.	.	3	3
40	Downs, Ethan	11	12	14	26	6.5-28	4.5-23	1-13	.	5
94	Coe, Isaiah	11	6	19	25	2.5-5	.	.	.	1
21	Pearson, Reggie	10	14	9	23	2.5-4	.	1-12
26	Walker, Kani	9	11	11	22	.	.	.	4	1	1-0	1	.	.
9	Williams, Gentry	8	15	7	22	4-17	.	3-13	1	.	1-0	.	.	.
11	McKinzie, Kobie	11	12	10	22	1-2	.	.	3	1
80	Bothroyd, Rondell	11	8	13	21	3.5-6	.	.	.	4	1-0	.	.	.
54	Lacey, Jacob	11	6	10	16	1.5-4	1-3	.	.	.	1-0	.	.	.
95	Terry, Da'Jon	11	6	10	16	2.5-8	1-4
30	Ford, Trace	11	6	9	15	3.5-7	.	1-26	3	3
88	Kelley, Jordan	11	7	7	14	3-14	1-11	.	.	3
8	Laulu, Jonah	11	4	7	11	3-10	1-3	.	.	4
56	Halton, Gracen	10	5	6	11	3.5-9	.	.	.	1
19	Johnson, Jacobe	11	5	3	8	0.5-1	.	1-0
6	Vickers, Makari	8	4	4	8	.	.	.	1
42	Near, Konnor	11	5	2	7
20	Carter, Lewis	11	2	5	7	0.5-0	.	.	.	1
34	Adebawore, Adepoju	11	3	3	6	3-14	1.5-12	.	1	3
4	Harrington, Justin	3	2	4	6	.	.	1-5
24	Omosigho, Samuel	8	2	3	5	0.5-0
32	Thomas, R Mason	7	3	2	5	2
33	Stripling, Marcus	10	1	3	4	1.5-14	1.5-14	.	.	1
13	Whitter, Shane	11	3	1	4	1-2
44	Gilliam, Kelvin	5	.	3	3
23	Wagoner, Jasiah	6	2	1	3	.	.	.	1
14	Grimes, Reggie	4	.	2	2	0.5-1	.	.	.	1
38	Heinecke, Owen	11	.	2	2
55	Sanders, Ashton	3	.	1	1	0.5-1
34	Schmit, Zach	11	.	1	1
96	Sears, Davon	3	.	1	1	0.5-1	0.5-1
81	Stogner, Austin	11	1	.	1
8	Gabriel, Dillon	11	1	.	1
3	Farooq, Jalil	11	1	.	1
99	Strong, Markus	1	1	.	1
48	Elzinga, Luke	9	1	.	1
Totals		11	398	380	778	83-248	18-112	18-299	40	45	6-0	6	2	1
Opponents		11	453	384	837	53-178	14-83	5-90	37	17	7-0	5	1	0

DEFENSIVE GAME-BY-GAME

TACKLES

Player	UA-A	Total	ASU	SMU	TU	CIN	ISU	UT	UCF	KU	OSU	WVU	BYU	TCU
Stutsman, Danny	42-49	91	3-1	5-12	4-5	7-6	2-4	6-3	5-7	3-0	DNP	3-5	4-6	
Kanak, Jaren	22-33	55	0-3	1-3	2-3	2-5	2-1	7-6	2-3	4-2	1-2	1-4	0-1	
Bowman, Billy	31-21	52	1-1	1-2	-	1-3	1-2	6-5	2-0	4-2	4-1	4-3	7-2	
Lewis, Kip	29-23	52	0-3	4-5	3-0	3-1	1-0	1-2	1-1	5-0	9-6	2-5	-	
Lawrence, Key	28-14	42	0-2	6-1	0-2	2-1	3-1	4-0	7-2	3-2	0-1	1-0	2-2	
Washington, Woodi	24-14	38	0-2	4-2	2-1	1-3	2-0	6-3	1-0	2-0	4-1	1-1	1-1	
Dolby, Kendel	24-11	35	1-0	-	-	3-2	1-0	2-0	1-1	4-1	4-3	3-1	5-3	
Spears-Jennings, Robert	17-17	34	DNP	2-1	2-1	1-1	0-1	1-1	1-0	2-0	2-5	3-4	3-3	
Bowen, Peyton	17-13	30	3-0	1-3	1-1	2-3	2-2	3-2	2-0	-	-	3-1	0-1	
McCullough, Dasan	15-12	27	-	DNP	DNP	3-4	1-1	1-4	4-2	6-0	0-1	DNP	-	
Downs, Ethan	12-14	26	1-1	0-3	3-1	1-2	1-1	3-0	3-3	-	0-1	0-1	0-1	
Coe, Isaiah	6-19	25	-	1-0	0-4	0-2	0-1	1-2	1-3	3-0	0-4	0-2	0-1	
Pearson, Reggie	14-9	23	2-0	1-2	3-2	DNP	2-2	0-2	2-0	1-0	2-1	1-0	-	
Williams, Gentry	15-7	22	1-2	0-1	5-1	2-0	1-1	1-0	3-0	DNP	2-2	DNP	DNP	
McKinzie, Kobie	12-10	22	3-1	0-1	3-0	-	0-1	-	-	-	2-5	0-1	4-1	
Walker, Kani	11-11	22	2-1	0-5	2-1	2-1	DNP	DNP	-	-	1-1	3-2	1-0	
Bothroyd, Rondell	8-13	21	0-1	1-3	-	0-1	0-1	2-0	1-2	0-1	2-2	0-1	2-1	
Lacey, Jacob	6-10	16	-	0-2	0-1	0-2	0-1	3-1	1-0	2-1	0-1	0-1	-	
Terry, Da'Jon	6-10	16	-	1-1	1-1	0-1	-	1-3	1-1	1-0	0-1	0-2	1-0	
Ford, Trace	6-9	15	-	0-1	2-2	-	0-1	1-0	2-0	0-1	1-2	0-1	0-1	
Kelley, Jordan	7-7	14	1-0	-	1-1	-	1-0	1-1	1-0	-	2-1	0-3	0-1	
Halton, Gracen	5-6	11	1-1	1-1	1-1	-	0-2	-	0-1	-	DNP	2-0	-	
Laulu, Jonah	4-7	11	-	1-2	1-1	1-1	0-1	-	1-0	-	0-1	0-1	-	
Johnson, Jacobe	5-3	8	2-0	-	-	0-1	0-1	1-0	1-0	-	-	1-0	0-1	
Vickers, Makari	4-4	8	DNP	1-0	1-1	1-0	0-2	DNP	-	-	1-0	0-1	DNP	
Near, Konnor	5-2	7	-	-	2-0	-	1-1	-	-	-	1-0	1-0	0-1	
Carter, Lewis	2-5	7	0-1	-	0-1	-	0-2	-	-	1-0	-	1-1	-	
Adebawore, Adepoju	3-3	6	1-0	-	2-1	-	0-1	0-1	-	-	-	-	-	
Harrington, Justin	2-4	6	1-1	1-3	DNP	DNP	DNP	DNP	DNP	DNP	DNP	DNP	-	
Thomas, R Mason	3-2	5	DNP	1-0	DNP	DNP	-	0-1	1-0	1-0	DNP	0-1	-	
Omosigbo, Samuel	2-3	5	-	DNP	-	1-0	0-1	-	DNP	1-0	-	0-2	DNP	
Whitter, Shane	3-1	4	1-0	-	-	-	2-1	-	-	-	-	-	-	
Stripling, Marcus	1-3	4	0-1	-	1-0	0-1	0-1	-	-	-	DNP	-	-	
Wagoner, Jasiah	2-1	3	DNP	DNP	DNP	-	1-0	DNP	DNP	-	1-0	-	0-1	
Gilliam, Kelvin	0-3	3	0-1	0-1	0-1	DNP	-	DNP	DNP	DNP	DNP	-	DNP	
Grimes, Reggie	0-2	2	-	DNP	0-1	0-1	-	DNP	DNP	DNP	DNP	DNP	DNP	
Heinecke, Owen	0-2	2	0-1	0-1	-	-	-	-	-	-	-	-	-	
Farooq, Jalil	1-0	1	-	-	-	-	1-0	-	-	-	-	-	-	
Gabriel, Dillon	1-0	1	-	-	-	-	-	-	1-0	-	-	-	-	
Elzinga, Luke	1-0	1	-	-	DNP	DNP	-	-	-	-	-	-	1-0	
Stogner, Austin	1-0	1	-	-	-	-	-	-	-	-	1-0	-	-	
Strong, Markus	1-0	1	1-0	DNP	DNP	DNP	DNP	DNP	DNP	DNP	DNP	DNP	DNP	
Schmit, Zach	0-1	1	-	-	-	-	-	0-1	-	-	-	-	-	
Sanders, Ashton	0-1	1	-	DNP	-	DNP	0-1	DNP	DNP	DNP	DNP	DNP	DNP	
Sears, Davon	0-1	1	-	DNP	-	DNP	0-1	DNP	DNP	DNP	DNP	DNP	DNP	

DEFENSIVE GAME-BY-GAME

TACKLES FOR LOSS

Player	UA-A	Total	ASU	SMU	TU	CIN	ISU	UT	UCF	KU	OSU	WVU	BYU	TCU
Stutsman, Danny	10-11	15.5	-	2.5-3	2.0-6	3.5-15	1.0-3	1.5-4	1.0-2	-	DNP	2.0-3	2.0-14	-
Downs, Ethan	5-3	6.5	1.0-2	-	0.5-1	-	1.5-5	2.0-16	1.0-3	-	-	0.5-1	-	-
Kanak, Jaren	4-3	5.5	-	-	2.0-3	-	-	1.0-5	1.0-2	-	-	1.5-6	-	-
Williams, Gentry	4-0	4.0	1.0-6	-	1.0-3	1.0-3	1.0-5	-	-	DNP	-	DNP	DNP	-
Lawrence, Key	4-0	4.0	-	1.0-1	-	-	1.0-2	-	-	2.0-4	-	-	-	-
Ford, Trace	3-1	3.5	-	-	-	-	-	-	2.0-6	-	1.0-1	0.5-0	-	-
Halton, Gracen	3-1	3.5	1.0-1	-	1.5-5	-	-	-	-	-	DNP	1.0-3	-	-
McCullough, Dasan	2-3	3.5	-	DNP	DNP	0.5-0	-	1.0-2	1.0-1	1.0-1	-	DNP	-	-
Bothroyd, Rondell	2-3	3.5	-	-	-	0.5-1	-	1.0-4	1.0-0	-	1.0-1	-	-	-
Kelley, Jordan	3-0	3.0	1.0-2	-	1.0-1	-	-	-	1.0-11	-	-	-	-	-
Bowman, Billy	2-2	3.0	-	0.5-1	-	-	-	-	1.0-1	-	-	0.5-0	1.0-4	-
Laulu, Jonah	2-2	3.0	-	0.5-1	0.5-1	1.0-3	-	-	1.0-5	-	-	-	-	-
Adebawore, Adepoju	2-2	3.0	-	-	2.5-12	-	0.5-2	-	-	-	-	-	-	-
Pearson, Reggie	2-1	2.5	1.0-1	-	0.5-1	DNP	1.0-2	-	-	-	-	-	-	-
Terry, Da'Jon	1-3	2.5	-	-	0.5-1	-	-	1.5-6	0.5-1	-	-	-	-	-
Coe, Isaiah	0-5	2.5	-	-	0.5-1	0.5-1	-	-	1.0-3	-	-	0.5-0	-	-
Dolby, Kendel	2-0	2.0	-	-	-	-	-	-	-	-	1.0-1	-	1.0-1	-
Washington, Woodi	1-1	1.5	-	-	0.5-1	-	-	1.0-2	-	-	-	-	-	-
Stripling, Marcus	1-1	1.5	-	-	1.0-13	-	0.5-1	-	-	-	DNP	-	-	-
Lacey, Jacob	1-1	1.5	-	0.5-1	-	-	-	1.0-3	-	-	-	-	-	-
Lewis, Kip	0-3	1.5	-	-	-	-	-	-	0.5-1	-	-	1.0-2	-	-
McKinzie, Kobie	1-0	1.0	1.0-2	-	-	-	-	-	-	-	-	-	-	-
Whitter, Shane	1-0	1.0	-	-	-	-	1.0-2	-	-	-	-	-	-	-
Bowen, Peyton	1-0	1.0	-	-	-	-	-	-	1.0-9	-	-	-	-	-
Grimes, Reggie	0-1	0.5	-	DNP	0.5-1	-	-	DNP	DNP	DNP	DNP	DNP	DNP	DNP
Johnson, Jacobe	0-1	0.5	-	-	-	-	0.5-1	-	-	-	-	-	-	-
Carter, Lewis	0-1	0.5	-	-	0.5-0	-	-	-	-	-	-	-	-	-
Omosigho, Samuel	0-1	0.5	-	DNP	-	-	-	-	DNP	-	-	0.5-0	DNP	DNP
Sanders, Ashton	0-1	0.5	-	DNP	-	DNP	0.5-1	DNP	DNP	DNP	DNP	DNP	DNP	DNP
Sears, Davon	0-1	0.5	-	DNP	-	DNP	0.5-1	DNP	DNP	DNP	DNP	DNP	DNP	DNP

SACKS

Player	UA-A	Total	ASU	SMU	TU	CIN	ISU	UT	UCF	KU	OSU	WVU	BYU	TCU
Downs, Ethan	4-1	4.5	1-2	-	-	-	0.5-2	2-16	1-3	-	-	-	-	-
Stutsman, Danny	3-0	3	-	1-2	-	1-11	-	-	-	-	DNP	-	1-12	-
Kanak, Jaren	2-0	2	-	-	1-2	-	-	1-5	-	-	-	-	-	-
Stripling, Marcus	1-1	1.5	-	-	1-13	-	0.5-1	-	-	-	DNP	-	-	-
Adebawore, Adepoju	1-1	1.5	-	-	1-10	-	0.5-2	-	-	-	-	-	-	-
Laulu, Jonah	1-0	1	-	-	-	1-3	-	-	-	-	-	-	-	-
Bowen, Peyton	1-0	1	-	-	-	-	-	-	1-9	-	-	-	-	-
Lacey, Jacob	1-0	1	-	-	-	-	-	1-3	-	-	-	-	-	-
Kelley, Jordan	1-0	1	-	-	-	-	-	-	1-11	-	-	-	-	-
Terry, Da'Jon	1-0	1	-	-	-	-	-	1-4	-	-	-	-	-	-
Sears, Davon	0-1	0.5	-	DNP	-	DNP	0.5-1	DNP	DNP	DNP	DNP	DNP	DNP	DNP

OKLAHOMA SEASON HIGHS

Rushes	23	Tawee Walker at Kansas (Oct 28, 2023)
Yards Rushing	146	Tawee Walker at Kansas (Oct 28, 2023)
TD Rushes	3	Dillon Gabriel vs West Virginia (Nov 11, 2023)
	3	Dillon Gabriel at Kansas (Oct 28, 2023)
Long Rush	64	Gavin Sawchuk at Oklahoma St. (Nov 04, 2023)
Pass Attempts	39	Dillon Gabriel vs Iowa St. (Sep 30, 2023)
Pass Completions	28	Dillon Gabriel at Tulsa (Sep 16, 2023)
Yards Passing	423	Dillon Gabriel vs West Virginia (Nov 11, 2023)
TD Passes	5	Dillon Gabriel vs West Virginia (Nov 11, 2023)
	5	Dillon Gabriel at Tulsa (Sep 16, 2023)
Long Pass	63	Dillon Gabriel vs West Virginia (Nov 11, 2023)
Receptions	12	Drake Stoops at Oklahoma St. (Nov 04, 2023)
Yards Receiving	164	Drake Stoops vs West Virginia (Nov 11, 2023)
TD Receptions	3	Drake Stoops vs West Virginia (Nov 11, 2023)
	3	Nic Anderson at Tulsa (Sep 16, 2023)
Long Reception	63	Nic Anderson vs West Virginia (Nov 11, 2023)
Punts	6	Josh Plaster at Cincinnati (Sep 23, 2023)
Punting Avg	55.5	Luke Elzinga at Oklahoma St. (Nov 04, 2023)
Long Punt	58	Luke Elzinga vs UCF (Oct 21, 2023)
Punts Inside 20	4	Luke Elzinga vs UCF (Oct 21, 2023)
Long Punt Return	82	Gavin Freeman vs Arkansas St. (Sep 02, 2023)
Long Kickoff Return	62	Jalil Farooq at Tulsa (Sep 16, 2023)
Tackles	17	Danny Stutsman vs SMU (Sep 09, 2023)
Sacks	2	Ethan Downs vs Texas (Oct 07, 2023)
Tackles For Loss	3.5	Danny Stutsman at Cincinnati (Sep 23, 2023)
Interceptions	1	18x MR: Billy Bowman at BYU (Nov 18, 2023)

OKLAHOMA GAME HIGHS

Rushes	55	at Kansas (Oct 28, 2023)
Yards Rushing	269	at Kansas (Oct 28, 2023)
Yards Per Rush	5.5	at Oklahoma St. (Nov 04, 2023)
TD Rushes	6	vs Arkansas St. (Sep 02, 2023)
Pass Attempts	39	vs Iowa St. (Sep 30, 2023)
Pass Completions	30	at Tulsa (Sep 16, 2023)
	30	vs Arkansas St. (Sep 02, 2023)
Yards Passing	476	at Tulsa (Sep 16, 2023)
Yards Per Pass	13.6	at Tulsa (Sep 16, 2023)
TD Passes	6	at Tulsa (Sep 16, 2023)
Total Plays	84	vs UCF (Oct 21, 2023)
Total Offense	644	vs West Virginia (Nov 11, 2023)
Yards Per Play	9.4	at Tulsa (Sep 16, 2023)
Points	73	vs Arkansas St. (Sep 02, 2023)
Sacks By	5	vs Texas (Oct 07, 2023)
First Downs	36	vs Arkansas St. (Sep 02, 2023)
Penalties	11	at Kansas (Oct 28, 2023)
Penalty Yards	101	at Kansas (Oct 28, 2023)
Turnovers	3	at Oklahoma St. (Nov 04, 2023)
	3	at Kansas (Oct 28, 2023)
Punts	6	at Cincinnati (Sep 23, 2023)
Punting Avg	51.6	vs UCF (Oct 21, 2023)
Long Punt	58	vs UCF (Oct 21, 2023)
Punts Inside 20	4	vs UCF (Oct 21, 2023)
	4	vs UCF (Oct 21, 2023)
Long Punt Return	82	vs Arkansas St. (Sep 02, 2023)

OPPONENT SEASON HIGHS

Rushes	33	Ollie Gordon at Oklahoma St. (Nov 04, 2023)
Yards Rushing	182	Aidan Robbins at BYU (Nov 18, 2023)
TD Rushes	2	Ollie Gordon at Oklahoma St. (Nov 04, 2023)
	2	Daniel Hishaw at Kansas (Oct 28, 2023)
Long Rush	54	RJ Harvey vs UCF (Oct 21, 2023)
Pass Attempts	45	Preston Stone vs SMU (Sep 09, 2023)
Pass Completions	31	Quinn Ewers vs Texas (Oct 07, 2023)
Yards Passing	346	Quinn Ewers vs Texas (Oct 07, 2023)
TD Passes	2	Jake Retzlaff at BYU (Nov 18, 2023)
	2	Garrett Greene vs West Virginia (Nov 11, 2023)
	2	John Rhys Plumlee vs UCF (Oct 21, 2023)
	2	Rocco Becht vs Iowa St. (Sep 30, 2023)
	2	Cardell Williams at Tulsa (Sep 16, 2023)
Long Pass	86	John Rhys Plumlee vs UCF (Oct 21, 2023)
Receptions	10	Rashod Owens at Oklahoma St. (Nov 04, 2023)
	10	Jordan Whittington vs Texas (Oct 07, 2023)
Yards Receiving	136	Rashod Owens at Oklahoma St. (Nov 04, 2023)
TD Receptions	2	Javon Baker vs UCF (Oct 21, 2023)
Long Reception	86	Javon Baker vs UCF (Oct 21, 2023)
Field Goals	3	Colton Boomer vs UCF (Oct 21, 2023)
	3	Bert Auburn vs Texas (Oct 07, 2023)
Long Field Goals	54	Carter Brown at Cincinnati (Sep 23, 2023)
Punts	7	Mitch McCarthy vs UCF (Oct 21, 2023)
	7	William Przystup vs Arkansas St. (Sep 02, 2023)
Punting Avg	48.3	Mason Fletcher at Cincinnati (Sep 23, 2023)
Long Punt	59	William Przystup vs Arkansas St. (Sep 02, 2023)
Punts Inside 20	3	Ryan Rehkow at BYU (Nov 18, 2023)
	3	Oliver Straw vs West Virginia (Nov 11, 2023)
	3	Mason Fletcher at Cincinnati (Sep 23, 2023)
Long Punt Return	31	Parker Kingston at BYU (Nov 18, 2023)
Long Kickoff Return	33	Preston Fox vs West Virginia (Nov 11, 2023)
Tackles	13	Dorian Jones at Cincinnati (Sep 23, 2023)
Sacks	1	14x MR: Jackson Cravens at BYU (Nov 18, 2023)
Tackles For Loss	3	Xavier Benson at Oklahoma St. (Nov 04, 2023)
Interceptions	1	Dylan Smith at Oklahoma St. (Nov 04, 2023)
	1	Ra'Mello Dotson at Kansas (Oct 28, 2023)
	1	Quadric Bullard vs UCF (Oct 21, 2023)
	1	Jeremiah Cooper vs Iowa St. (Sep 30, 2023)
	1	Demarco Jones at Tulsa (Sep 16, 2023)

OPPONENT GAME HIGHS

Rushes	46	at Tulsa (Sep 16, 2023)
Yards Rushing	225	at Kansas (Oct 28, 2023)
Yards Per Rush	5.7	at BYU (Nov 18, 2023)
TD Rushes	4	at Kansas (Oct 28, 2023)
Pass Attempts	45	vs SMU (Sep 09, 2023)
Pass Completions	32	vs Texas (Oct 07, 2023)
Yards Passing	371	vs Texas (Oct 07, 2023)
Yards Per Pass	9.8	vs Texas (Oct 07, 2023)
TD Passes	2	at BYU (Nov 18, 2023)
	2	vs West Virginia (Nov 11, 2023)
	2	vs UCF (Oct 21, 2023)
	2	vs Iowa St. (Sep 30, 2023)
	2	at Tulsa (Sep 16, 2023)
Total Plays	81	at Oklahoma St. (Nov 04, 2023)
Total Offense	527	vs Texas (Oct 07, 2023)
Yards Per Play	6.8	vs Texas (Oct 07, 2023)
Points	38	at Kansas (Oct 28, 2023)
Sacks By	3	vs UCF (Oct 21, 2023)
First Downs	27	at Oklahoma St. (Nov 04, 2023)
Penalties	14	vs Arkansas St. (Sep 02, 2023)
Penalty Yards	111	vs Arkansas St. (Sep 02, 2023)
Turnovers	5	at Tulsa (Sep 16, 2023)
Punts	7	vs UCF (Oct 21, 2023)
	7	vs Arkansas St. (Sep 02, 2023)
Punting Avg	48.3	at Cincinnati (Sep 23, 2023)
Long Punt	59	vs Arkansas St. (Sep 02, 2023)
Punts Inside 20	3	at BYU (Nov 18, 2023)
	3	vs West Virginia (Nov 11, 2023)
	3	at Cincinnati (Sep 23, 2023)
Long Punt Return	31	at BYU (Nov 18, 2023)

OKLAHOMA'S LONGEST PLAYS

Rushing	64	Gavin Sawchuk at Oklahoma State (Nov. 4, 2023)
Passing	63	Dillon Gabriel to Nic Anderson vs W. Virginia (Nov. 11, 2023)
Field Goal	46	Zach Schmit vs Iowa State (Sept. 30, 2023)
Punt	58	Luke Elzinga vs UCF (Oct. 21, 2023)
Punt Return	82	Gavin Freeman vs Arkansas State (Sept. 2, 2023)
Kickoff Return	62	Jalil Farooq at Tulsa (Sept. 16, 2023)
Interception Return	100	Billy Bowman at BYU (Nov. 18, 2023)
Fumble Return	N/A	

OKLAHOMA'S LONGEST RUSHES

Date	Opponent	OU Player	Yards
11/4	Oklahoma State	Gavin Sawchuk	64 (TD)
10/7	Texas	Dillon Gabriel	44
11/11	West Virginia	Gavin Sawchuk	30
10/21	UCF	Gavin Sawchuk	30 (TD)
9/9	SMU	Tawee Walker	30
11/18	BYU	Gavin Sawchuk	29
10/28	Kansas	Tawee Walker	28
11/11	West Virginia	Gavin Sawchuk	24
11/11	West Virginia	Gavin Sawchuk	24
11/11	West Virginia	Dillon Gabriel	23
11/4	Oklahoma State	Tawee Walker	23 (TD)
11/11	West Virginia	Jalil Farooq	11

OKLAHOMA'S LONGEST PASS PLAYS

Date	Opponent	OU Players	Yards
11/11	West Virginia	Dillon Gabriel to Nic Anderson	63
11/11	West Virginia	Dillon Gabriel to Drake Stoops	60 (TD)
11/18	BYU	Dillon Gabriel to Jayden Gibson	55
9/16	Tulsa	Dillon Gabriel to Andre Anthony	55
9/30	Iowa State	Dillon Gabriel to Nic Anderson	54
9/2	Arkansas State	Dillon Gabriel to Nic Anderson	52
9/16	Tulsa	Jackson Arnold to Nic Anderson	50 (TD)
11/4	Oklahoma State	Dillon Gabriel to Nic Anderson	49
9/30	Iowa State	Dillon Gabriel to Jalil Farooq	49
9/23	Cincinnati	Dillon Gabriel to Andre Anthony	49
11/4	Oklahoma State	Dillon Gabriel to Jalil Farooq	46
9/2	Arkansas State	Dillon Gabriel to Andre Anthony	45
10/7	Texas	Dillon Gabriel to Jalil Farooq	43
10/21	UCF	Dillon Gabriel to Nic Anderson	42 (TD)
9/16	Tulsa	Dillon Gabriel to Nic Anderson	42 (TD)
9/30	Iowa State	Dillon Gabriel to Jayden Gibson	41 (TD)
10/28	Kansas	Dillon Gabriel to Drake Stoops	39
10/28	Kansas	Dillon Gabriel to Brenen Thompson	39
9/30	Iowa State	Dillon Gabriel to Nic Anderson	39 (TD)
9/16	Tulsa	Dillon Gabriel to Jalil Farooq	37
11/11	West Virginia	Dillon Gabriel to Austin Stogner	35
10/7	Texas	Dillon Gabriel to Jalil Farooq	34
9/16	Tulsa	Dillon Gabriel to Jalil Farooq	34 (TD)
9/2	Arkansas State	Dillon Gabriel to Jayden Gibson	33
11/11	West Virginia	Dillon Gabriel to Jayden Gibson	32 (TD)
9/16	Tulsa	Dillon Gabriel to Andre Anthony	32

OKLAHOMA'S LONGEST RETURN PLAYS

Date	Opponent	OU Player	Yards
11/18	BYU	Billy Bowman (IR)	100 (TD)
9/2	Arkansas State	Gavin Freeman (PR)	82 (TD)
9/16	Tulsa	Jalil Farooq (KR)	62
9/30	Iowa State	Billy Bowman (IR)	44 (TD)
10/7	Texas	Jalil Farooq (KR)	31
9/16	Tulsa	Danny Stutsman (IR)	30 (TD)
9/9	SMU	Jalil Farooq (KR)	29
11/11	West Virginia	Jalil Farooq (KR)	28
9/16	Tulsa	Trace Ford (IR)	26
10/21	UCF	Jalil Farooq (KR)	25
9/30	Iowa State	Jalil Farooq (KR)	25
9/30	Iowa State	LV Bunkley-Shelton (KR)	25
10/21	UCF	Gavin Freeman (PR)	22

OKLAHOMA'S LONGEST SCORING DRIVES

Date	Opponent	Quarter	Plays-Yards	TOP	Drive Ended
9/9	SMU	2nd	13-94	4:53	Touchdown
9/16	Tulsa	1st	11-92	4:14	Touchdown
11/11	West Virginia	2nd	5-86	1:49	Touchdown
11/18	BYU	1st	7-85	3:17	Touchdown
9/30	Iowa State	3rd	8-85	2:29	Touchdown
11/4	Oklahoma State	3rd	7-84	2:52	Touchdown
9/16	Tulsa	1st	2-84	0:42	Touchdown
9/2	Arkansas State	2nd	11-82	5:53	Field Goal
11/11	West Virginia	3rd	7-81	3:20	Touchdown
10/21	UCF	4th	9-80	4:17	Touchdown
9/2	Arkansas State	1st	10-80	3:34	Touchdown
10/7	Texas	1st	13-78	4:34	Field Goal
9/16	Tulsa	1st	8-78	2:52	Touchdown
11/11	West Virginia	3rd	4-75	1:12	Touchdown
11/11	West Virginia	1st	8-75	2:33	Touchdown
11/4	Oklahoma State	2nd	9-75	2:36	Touchdown
11/4	Oklahoma State	1st	3-75	0:48	Touchdown
10/28	Kansas	3rd	7-75	2:28	Touchdown
10/28	Kansas	2nd	10-75	3:54	Touchdown
10/21	UCF	2nd	8-75	2:04	Touchdown
10/7	Texas	4th	5-75	1:02	Touchdown
10/7	Texas	3rd	13-75	4:39	Touchdown
10/7	Texas	2nd	10-75	4:04	Touchdown
9/30	Iowa State	2nd	6-75	2:17	Touchdown
9/30	Iowa State	1st	6-75	1:42	Touchdown
9/30	Iowa State	1st	10-75	4:23	Touchdown
9/23	Cincinnati	3rd	9-75	2:59	Touchdown
9/9	SMU	4th	10-75	3:08	Touchdown
9/2	Arkansas State	2nd	5-74	2:05	Touchdown
9/16	Tulsa	3rd	6-73	2:38	Touchdown
9/16	Tulsa	2nd	11-73	3:30	Field Goal
9/2	Arkansas State	1st	13-73	4:23	Touchdown
9/23	Cincinnati	2nd	12-72	4:51	Field Goal
11/18	BYU	2nd	12-71	5:06	Field Goal
9/2	Arkansas State	2nd	6-70	2:12	Touchdown
9/2	Arkansas State	1st	5-70	1:19	Touchdown
10/21	UCF	2nd	7-67	1:17	Field Goal
10/7	Texas	2nd	9-67	1:53	Field Goal
9/23	Cincinnati	4th	9-67	4:33	Field Goal
9/2	Arkansas State	3rd	11-67	7:22***	Touchdown
10/28	Kansas	2nd	9-66	3:11	Touchdown
9/23	Cincinnati	1st	6-66	1:47	Touchdown
11/11	West Virginia	4th	10-65	4:37	Touchdown
11/11	West Virginia	1st	6-65	1:20	Field Goal
11/11	West Virginia	1st	11-65	3:26	Touchdown
10/21	UCF	4th	9-65	2:15	Touchdown
9/2	Arkansas State	3rd	10-65	3:54	Touchdown
9/2	Arkansas State	3rd	4-62	1:34	Touchdown
11/4	Oklahoma State	4th	6-57	2:11	Field Goal
11/18	BYU	1st	7-52	2:16	Touchdown
9/30	Iowa State	3rd	14-51	6:45	Field Goal
9/16	Tulsa	3rd	1-50	0:08*	Touchdown

*Shortest scoring drive by time of possession

**Longest touchdown drive by time of possession | *Longest scoring drive by TOP

OPPONENTS' LONGEST PLAYS

Rushing	54	RJ Harvey, UCF (Oct. 21, 2023)
Passing	86	John Rhys Plumlee to Javon Baker, UCF (Oct. 21, 2023)
Field Goal	54	Carter Brown, Cincinnati (Sept. 23, 2023)
Punt	59	William Przystup, Arkansas State (Sept. 2, 2023)
Punt Return	31	Parker Kingston, BYU (Nov. 18, 2023)
Kickoff Return	33	Preston Fox, West Virginia (Nov. 11, 2023)
Interception Return	37	Ra'Mello Dotson, Kansas (Oct. 28, 2023)
Fumble Return	N/A	

BIG 12/NCAA RANKINGS

INDIVIDUAL

Category	Player	Stat	Big 12 Rank	NCAA Rank
Completion Percentage	Dillon Gabriel	60.9	2	10
Completions/Game	Dillon Gabriel	22.0	2	23
Passing Efficiency	Dillon Gabriel	171.9	1	6
Passing Yards	Dillon Gabriel	3,260	1	9
Passing TDs	Dillon Gabriel	27	1	7
Passing Yards/Game	Dillon Gabriel	296.4	1	10
Yards/Pass Attempt	Dillon Gabriel	9.4	1	8
Yards/Pass Completion	Dillon Gabriel	13.5	3	22
Rushing Yards	Gavin Sawchuk	480	19	151
Rushing Yards/Game	Gavin Sawchuk	48.0	19	137
Rushing TDs	Dillon Gabriel	11	4	20
	Tawee Walker	6	13	96
Receiving Yards	Drake Stoops	755	4	53
	Nic Anderson	630	10	91
	Jalil Farooq	628	11	92
Receiving Yards/Game	Drake Stoops	68.6	4	53
	Jalil Farooq	57.3	11	97
	Nic Anderson	57.1	12	98
Yards/Reception	Nic Anderson	23.3	1	1
	Jalil Farooq	15.8	13	80
Receiving TDs	Drake Stoops	9	1	15
	Nic Anderson	9	1	15
All Purpose Yards/Game	Jalil Farooq	101.7	9	57
Total Offense/Game	Dillon Gabriel	327.0	1	5
Field Goals/Game	Zach Schmit	1.1	8	65
Total Points Scored	Zach Schmit	91	4	25
	Dillon Gabriel	66	17	109
Points Scored/Game	Zach Schmit	8.3	4	26
	Dillon Gabriel	6.0	19	118
Points Responsible For	Dillon Gabriel	228	1	5
Points Responsible For/Game	Dillon Gabriel	20.7	1	5
Total Touchdowns	Dillon Gabriel	11	4	31
	Drake Stoops	9	9	64
	Nic Anderson	9	9	64
Total Tackles/Game	Danny Stutsman	9.1	2	26
Tackles for Loss/Game	Danny Stutsman	1.6	2	6
Sacks	Ethan Downs	0.4	11	130
Punt Returns	Gavin Freeman	8.1	5	27
Punt Return TDs	Gavin Freeman	1	1	2
Kickoff Returns	Jalil Farooq	22.2	3	27
Combined Kick Returns	Jalil Farooq	400	3	32
Total Interceptions	Billy Bowman	5	1	2
	Gentry Williams	3	8	37
Fumbles Recovered	Rondell Bothroyd	1	8	91
	Jacob Lacey	1	8	91
	Danny Stutsman	1	8	91
	Kani Walker	1	8	91
	Gentry Williams	1	8	91
	Kip Lewis	1	8	91
Blocked Kicks	Peyton Bowen	2	1	3

TEAM

Category	Stat	Big 12 Rank	NCAA Rank
Scoring Offense	40.8	1	4
Scoring Defense	20.2	3	29
Total Offense	492.9	2	7
Total Defense	378.0	4	64
Rushing Offense	178.2	6	38
Rushing Defense	145.1	4	57
Pass Offense	314.7	1	7
Pass Defense	232.9	8	77
Pass Efficiency	172.0	1	5
Pass Defense Efficiency	114.2	1	12
Passes Had Intercepted	5	1	11
Passes Intercepted	18	1	2
Sacks/Game	1.6	11	105
Sacks Allowed/Game	1.3	4	21
Tackles for Loss/Game	7.5	1	7
First Downs	279	1	4
First Downs Allowed	218	6	65
3rd-Down Conversion Pct.	48.6	3	11
Opp. 3rd-Down Conversion Pct.	29.3	3	10
4th-Down Conversion Pct.	68.8	1	12
Opp. 4th-Down Conversion Pct.	54.8	9	87
Red Zone Offense Pct.	87.5	3	43
Red Zone Defense Pct.	75.8	3	22
Penalties/Game	6.8	14	98
Penalty Yards/Game	58.0	14	94
Time of Possession	29:03	9	86
Turnover Margin	1.1	1	3
Net Punt Average	38.2	10	75
Kick Return Average	21.0	6	49
Kickoff Coverage	18.3	4	49
Punt Return Average	7.6	8	81
Punt Coverage	4.7	7	28

9/2/23 • Gaylord Family – Oklahoma Memorial Stadium (83,221) • Norman

	ARKANSAS STATE	0
	#20 OKLAHOMA	73

NORMAN — Including an 82-yard punt return, Oklahoma scored on each of its first 11 possessions (10 touchdowns) in a 73-0 season-opening home win over Arkansas State. It was OU's largest victory margin in a season opener in 106 years.

OU's .909 completion percentage (30 of 33) set a school record (min. 15 attempts). Redshirt senior Dillon Gabriel was 19 for 22 for 308 yards and two touchdowns in one half of action while freshman Jackson Arnold, who celebrated his 19th birthday, was 11 for 11 for 114 yards and one TD in his collegiate debut. Gabriel and Arnold also each ran for a TD.

Sophomore Gavin Freeman's punt return touchdown was OU's first since 2016 and the second longest in an OU season opener. He became just the fourth Sooner to score a TD on his first career punt return and added his first career receiving score on a seven-yard play in the first quarter.

Junior running back Tawee Walker made his first career start and logged his first career rushing touchdowns, scoring from 1 yard in both the second and third quarters. He ran for 44 yards on eight carries. Other Sooners who scored their first career TDs were sophomore receiver Jayden Gibson (21-yard catch) and freshman running back Kalib Hicks (6-yard rush).

Freshman receiver Jaquaze Pettaway caught nine passes in his debut, most in the Big 12 and tied for fifth most nationally on the week. He finished with 56 yards.

Score by Quarters	1	2	3	4	Score
Arkansas State	0	0	0	0	0
Oklahoma	28	17	21	7	73

Record: (0-1, 0-0 Sun Belt)
Record: (1-0, 0-0 Big 12)

Scoring Summary:

- 1st 13:41 OU - Stoops, Drake 10 yd pass from Gabriel, Dillon (Schmit, Zach kick)
5 plays, 70 yards, TOP 01:19 0 - 7
- 1st 12:38 OU - Freeman, Gavin 82 yd punt return (Schmit, Zach kick)
TOP 01:03 0 - 14
- 1st 07:50 OU - Major, Marcus 2 yd rush (Schmit, Zach kick)
10 plays, 80 yards, TOP 03:34 0 - 21
- 1st 00:31 OU - Freeman, Gavin 7 yd pass from Gabriel, Dillon (Schmit, Zach kick)
13 plays, 73 yards, TOP 04:23 0 - 28
- 2nd 12:21 OU - Walker, Tawee 1 yd rush (Schmit, Zach kick)
6 plays, 70 yards, TOP 02:12 0 - 35
- 2nd 08:33 OU - Gabriel, Dillon 5 yd rush (Schmit, Zach kick)
5 plays, 74 yards, TOP 02:05 0 - 42
- 2nd 00:37 OU - Schmit, Zach 21 yd FG
11 plays, 82 yards, TOP 05:53 0 - 45
- 3rd 09:46 OU - Walker, Tawee 1 yd rush (Schmit, Zach kick)
10 plays, 65 yards, TOP 03:54 0 - 52
- 3rd 06:29 OU - Gibson, Jayden 21 yd pass from Arnold, Jackson (Schmit, Zach kick)
4 plays, 62 yards, TOP 01:34 0 - 59
- 3rd 03:45 OU - Arnold, Jackson 7 yd rush (Marshall, Gavin kick)
5 plays, 34 yards, TOP 02:27 0 - 66
- 4th 09:43 OU - Hicks, Kalib 6 yd rush (Marshall, Gavin kick)
11 plays, 67 yards, TOP 07:22 0 - 73

	ASU	OU
FIRST DOWNS	10	36
RUSHES-YARDS (NET)	23-48	49-220
PASSING YDS (NET)	160	422
Passes Att-Comp-Int	13-27-0	30-33-0
TOTAL OFFENSE PLAYS-YARDS	50-208	82-642
Fumble Returns-Yards	0-0	1-0
Punt Returns-Yards	0-0	3-90
Kickoff Returns-Yards	2-42	0-0
Interception Returns-Yards	0-0	0-0
Punts (Number-Avg)	7-47.6	1-50.0
Fumbles-Lost	1-1	0-0
Penalties-Yards	14-111	6-65
Possession Time	23:04	36:56
Third-Down Conversions	2 of 12	11 of 14
Fourth-Down Conversions	0 of 1	0 of 0
Red-Zone Scores-Chances	0-0	9-9
Sacks By: Number-Yards	0-0	1-2


RUSHING: ASU - Dailey, J. 3-11; Shrout, J. 1-10; Wallace, Z. 7-10; Cross, J. 4-10; Snead, B. 4-4; Hawkins, C. 4-3. **OU** - Barnes, J. 13-49; Walker, T. 8-44; Arnold, J. 5-39; Major, M. 9-31; Smothers, D. 7-16; Gabriel, D. 2-15; Hicks, K. 3-14; Farooq, J. 1-10; Beville, D. 1-2

PASSING: ASU - Shrout, J. 12-26-0-148; Dailey, J. 1-1-0-12. **OU** - Gabriel, D. 19-22-0-308; Arnold, J. 11-11-0-114.

RECEIVING: ASU - Jackson, C. 3-66; Bryant, T. 3033; Jones, A. 2-19; Rucker, C. 1-28; McCrumby, M. 1-13; Snead, B. 1-7; Stevenson, E. 1-1; Cross, J. 1-(-6). **OU** - Pettaway, J. 9-56; Stoops, D. 4-56; Freeman, G. 4-19; Anthony, A. 3-66; Anderson, N. 2-68; Gibson, J. 2-54; Bunkley-Shelton, L. 2-32; Barnes, J. 2-17; Smith, B. 1-28; McIntyre, K. 1-26.

TACKLES (UA-A): ASU - Mackey, J. 8-3; Straker, M. 5-6; Thomas, T. 4-2; Crawford, K. 4-2; Graham, S. 3-2; Etienne, W. 2-3; Flowers, D. 3-1; Bland, M. 2-2; Potter, G. 2-2; Jones, L. 3-0; Joyner, D. 3-0; Willekes, C. 2-1; Reed III, J. 2-1; Smith, E. 1-2; Hardiman, Ti. 1-2; Hodges, J. 2-0; Johnson, S. 2-0; Geathers, T. 2-0; Toll, B. 2-0; Bullard, J. 1-0; Hassler, E. 0-1; Martey, N. 0-1; Thompson, D. 0-1; Sugick, T. 0-1; Lewis, J. 0-1. **OU** - Stutsman, D. 3-1; McKinzie, K. 3-1; Bowen, P. 3-0; Walkr, K. 2-1; Williams, G. 1-2; Lewis, K. 0-3; Pearson, R. 2-0; Johnson, J. 2-0; Harrington, J. 1-1; Bowman, B. 1-1; Halton, G. 1-1; Downs, E. 1-1; Lawrence, K. 0-2; Washington, W. 0-2; Kelley, J. 1-0; Dolby, K. 1-0; Whitter, S. 1-0; Strong, M. 1-0; Adebawore, A. 1-0; Stripling, M. 0-1; Bothroyd, R. 0-1; Carter, L. 0-1; Gilliam, K. 0-1; Heinecke, O. 0-1.

9/9/23 • Gaylord Family – Oklahoma Memorial Stadium (84,186) • Norman

	SMU	11
	#18 OKLAHOMA	28

NORMAN — No. 18/17 Oklahoma did not allow a touchdown until the fourth quarter and quarterback Dillon Gabriel passed for four touchdowns in a 28-11 home win over SMU.

The OU defense was stingy for the second straight week, extending its touchdownless streak to seven quarters. The Sooners registered two takeaways — a fumble forced by defensive back Key Lawrence and recovered by linebacker Danny Stutsman, and an interception by defensive back Justin Harrington.

Stutsman led OU with 17 tackles, 2.5 tackles for loss and a sack, while linebacker Kip Lewis notched nine stops.

Gabriel completed 19 of 27 pass attempts for 176 yards touchdown passes to receiver Andre Anthony (29 yards), tight end Blake Smith (2 yards), receiver Jalil Farooq (21 yards) and running back Marcus Major (27 yards). He surpassed 100 career touchdown passes and notched his 10th career contest with at least four TD throws.

Running back Tawee Walker rushed for a career-high 117 yards on 21 carries while Major carried eight times for 39 yards and caught two passes totaling 23 yards. Anthony led the Sooners with 76 yards on a career-high seven receptions.

Oklahoma scored on its second possession of the game when Gabriel found Anthony wide open down the middle of the field. OU extended its lead to 14-3 with a 13-play, 94-yard drive that culminated with Gabriel's two-yard toss to Smith.

After SMU cut the margin to 14-11 with a touchdown and two-point conversion with 12:09 to play, the Sooners scored on back-to-back possessions to pull away. Harrington's interception at the OU 20-yard line secured the victory.

Score by Quarters	1	2	3	4	Score
SMU	3	0	0	8	11
Oklahoma	7	7	0	14	28

Record: (1-1, 0-0 AAC)
Record: (2-0, 0-0 Big 12)

Scoring Summary:

- 1st 10:39 OU - Anthony, Andre 29 yd pass from Gabriel, Dillon (Schmit, Zach kick)
3 plays, 40 yards, TOP 01:04 0 - 7
- 1st 08:43 SMU - Rogers, Collin 27 yd field goal
8 plays, 65 yards, TOP 01:56 3 - 7
- 2nd 08:33 OU - Smith, Blake 2 yd pass from Gabriel, Dillon (Schmit, Zach kick)
13 plays, 94 yards, TOP 04:53 3 - 14
- 4th 12:09 SMU - Eby, Stone 2 yd pass from Stone, Preston (Bailey, Jake pass)
13 plays, 76 yards, TOP 06:56 11 - 14
- 4th 09:01 OU - Farooq, Jalil 21 yd pass from Gabriel, Dillon (Schmit, Zach kick)
10 plays, 75 yards, TOP 03:08 11 - 21
- 4th 06:40 OU - Major, Marcus 27 yd pass from Gabriel, Dillon (Schmit, Zach kick)
3 plays, 30 yards, TOP 00:51 11 - 28

	SMU	OU
FIRST DOWNS	21	22
RUSHES-YARDS (NET)	34-117	47-189
PASSING YDS (NET)	250	176
Passes Att-Comp-Int	26-45-1	19-27-0
TOTAL OFFENSE PLAYS-YARDS	79-367	74-365
Fumble Returns-Yards	0-0	0-0
Punt Returns-Yards	2-(-5)	1-7
Kickoff Returns-Yards	1-6	1-29
Interception Returns-Yards	0-0	1-5
Punts (Number-Avg)	4-34.0	5-40.6
Fumbles-Lost	2-1	0-0
Penalties-Yards	2-15	9-88
Possession Time	32:20	27:40
Third-Down Conversions	4-16	7-15
Fourth-Down Conversions	2-4	2-3
Red-Zone Scores-Chances	2-2	2-3
Sacks By: Number-Yards	1-9	1-2

RUSHING: SMU - Knighton, J. 15-76; Johnson, L. 9-21; Stone, P. 4-8; Gardner, V. 2-7; Daniels, R. 3-6; Dixon, K. 1-(-1). **OU** - Walker, T. 21-117; Major, M. 8-39; Gabriel, D. 8-20; Arnold, J. 4-11; Barnes, J. 2-5; Sawchuk, G. 1-1. **TEAM**, 3-(-4).

PASSING: SMU - Stone, P. 26-45-250-1. **OU** - Gabriel, D. 19-27-176-0.

RECEIVING: SMU - Bailey, J. 7-73; Brinson, R. 2-46; Dixon, K. 3-42; Knighton, J. 3-27; Maryland, R. 4-20; Kerley, J. 2-14; Smith, K. 1-13; Gardner, V. 1-7; Lavine, T. 2-6; Eby, S. 1-2. **OU** - Anthony, A. 7-76; Farooq, J. 2-33; Walker, T. 3-25; Major, M. 2-23; Stoops, D. 2-17; Stogner, A. 1-3; Smith, B. 1-2; Barnes, J. 1-(-3).

TACKLES (UA-A): SMU - Walker, A. 5-5; McGill, J. 5-4; Wilson, K. 4-3; Nwokobia, I. 1-4; Levelston, D. 2-3; Massey, B. 3-1; Adimora, C. 2-2; Kilgore, A. 3-1; Crossley, B. 2-1; Rogers, J. 1-2; Miller, J. 1-2; Megginson, C. 1-2; Davis-Robinson, J. 2-1; Robertson, C. 0-3; Roberson, K. 1-2; Paul, N. 0-2; Samuels, J. 2-0; Sanders, C. 1-1; Chatman, E. 0-2; Burns, J. 0-1. **OU** - Stutsman, D. 5-12; Lewis, K. 4-5; Lawrence, K. 6-1; Washington, W. 4-2; Walker, K. 0-5; Harrington, J. 1-3; Kanak, J. 1-3; Bowen, P. 1-3; Bothroyd, R. 1-3; Bowman, B. 1-2; Spears-Jennings, R. 2-1; Laulu, J. 1-2; Pearson, R. 1-2; Downs, E. 0-3; Lacey, J. 0-2; Halton, G. 1-1; Terry, D. 1-1; Vickers, M. 1-0; Williams, G. 0-1; McKenzie, K. 0-1; Ford, T. 0-1; Thomas, R. 1-0; Heinecke, O. 0-1; Gilliam, K. 0-1; Coe, I. 1-0.

9/16/23 • H.A. Chapman Stadium (30,855) • Tulsa, Okla.		
	#19 OKLAHOMA	66
	TULSA	17

TULSA, Okla. — Oklahoma scored on nine of its first 10 possessions (eight touchdowns) in a 66-17 victory at Tulsa. It was OU's most points in a true road game since 2016.

Quarterback Dillon Gabriel completed 28 of 31 passes for 421 yards and five touchdowns, setting a school record for completion percentage (90.3%; min. 25 attempts). Redshirt freshman Nic Anderson caught three passes, all for touchdowns, and totaled 120 yards, becoming the first freshman in program history with three TD receptions in a game. Receiver Jalil Ferooq was the first Sooner to register 100 receiving yards (126 on six catches) and 100 kickoff return yards (105 on three returns). Andre Anthony had four receptions for 112 yards, and for only the second time in program history, three players finished with at least 100 receiving yards in a game.

On a day he eclipsed 1,000 career receiving yards, Drake Stoops set career highs with eight catches and two TDs. Running backs Jovantae Barnes (game-high 68 yards on 13 carries) and Gavin Sawchuck each found the end zone from a yard out, and freshman QB Jackson Arnold hit Anderson for a 50-yard score.

The OU defense registered five interceptions for the first time since 2003, including a 30-yard pick-six by linebacker Danny Stutsman, and 15 tackles for loss.

Score by Quarters	1	2	3	4	Score	
Oklahoma	28	10	21	7	66	Record: (3-0, 0-0 Big 12)
Tulsa	0	14	3	0	17	Record: (1-2, 0-0 AAC)

Scoring Summary:

- 1st 12:31 OU - Ferooq, Jalil 34 yd pass from Gabriel, Dillon (Schmit, Zach kick)
2 plays, 84 yards, TOP 00:42 7 - 0
- 1st 04:49 OU - Stoops, Drake 4 yd pass from Gabriel, Dillon (Schmit, Zach kick)
11 plays, 92 yards, TOP 04:14 14 - 0
- 1st 03:34 OU - Stutsman, Danny 30 yd interception (Schmit, Zach kick)
21 - 0
- 1st 01:25 OU - Stoops, Drake 4 yd pass from Gabriel, Dillon (Schmit, Zach kick)
4 plays, 37 yards, TOP 01:19 28 - 0
- 2nd 12:30 OU - Shoulders, Marquis 19 yd pass from Williams, Cardell (Meyer, Chase kick)
11 plays, 75 yards, TOP 03:55 28 - 7
- 2nd 09:32 OU - Anderson, Nic 28 yd pass from Gabriel, Dillon (Schmit, Zach kick)
8 plays, 78 yards, TOP 02:52 35 - 7
- 2nd 05:30 TU - Williams, Devan 18 yd pass from Williams, Cardell (Meyer, Chase kick)
10 plays, 82 yards, TOP 03:58 35 - 14
- 2nd 00:00 OU - Schmit, Zach 20 yd field goal
11 plays, 73 yards, TOP 03:30 38 - 14
- 3rd 09:54 TU - Meyer, Chase 21 yd field goal
11 plays, 73 yards, TOP 05:06 38 - 17
- 3rd 07:08 OU - Anderson, Nic 42 yd pass from Gabriel, Dillon (Schmit, Zach kick)
6 plays, 73 yards, TOP 02:38 45 - 17
- 3rd 03:23 OU - Barnes, Jovantae 1 yd run (Schmit, Zach kick)
7 plays, 42 yards, TOP 02:06 52 - 17
- 3rd 02:07 OU - Anderson, Nic 50 yd pass from Arnold, Jackson (Schmit, Zach kick)
1 plays, 50 yards, TOP 00:08 59 - 17
- 4th 14:09 OU - Sawchuk, Gavin 1 yd run (Schmit, Zach kick)
2 plays, 4 yards, TOP 00:43 66 - 17


	OU	TU
FIRST DOWNS	27	17
RUSHES-YARDS (NET)	28-119	46-75
PASSING YDS (NET)	476	217
Passes Att-Comp-Int	30-35-1	17-27-5
TOTAL OFFENSE PLAYS-YARDS	63-595	73-292
Fumble Returns-Yards	0-0	0-0
Punt Returns-Yards	2-8	0-0
Kickoff Returns-Yards	3-105	1-16
Interception Returns-Yards	5-67	1-0
Punts (Number-Avg)	1-36.0	5-41.8
Fumbles-Lost	1-1	1-0
Penalties-Yards	7-65	7-33
Possession Time	26:54	33:06
Third-Down Conversions	7 of 9	8 of 19
Fourth-Down Conversions	1 of 1	1 of 1
Red-Zone Scores-Chances	5-5	3-3
Sacks By: Number-Yards	3-25	0-0

RUSHING: OU - Barnes, J. 13-68; Sawchuk, G. 9-25; Smothers, D. 2-20; Pettaway, J. 1-10; Arnold, J. 1-0; TEAM, 1(-4). **TU** - Jackson, B. 10-40; Watkins, A. 15-32; Gary, T. 6-12; Ford, J. 9-10; Fuller, R. 1(-4); Williams, C. 5(-15).

PASSING: OU - Gabriel, D. 28-31-1-421; Arnold, J. 2-4-0-55. **TU** - Williams, C. 11-17-2-196; Fuller, R. 6-10-3-21.

RECEIVING: OU - Stoops, D. 8-53; Ferooq, J. 6-126; Anthony, A. 4-112; Anderson, N. 3-120; Sawchuk, G. 2-9; Freeman, G. 2-1; Gibson, J. 1-34; Stogner, A. 1-10; Barnes, J. 1-5; Pettaway, J. 1-5; Bunkley-Shelton, 1-1. **TU** - Williams, D. 6-71; Shoulders, M. 3-52; Hall, E. 3-23; Benjamin, K. 2-61; Powers, C. 1-8; McGary, L. 1-3; Watkins, A. 1(-1).

TACKLES (UA-A): OU - Stutsman, D. 4-5; Williams, G. 5-1; Pearson, R. 3-2; Kanak, J. 2-3; Downs, E. 3-1; Ford, T. 2-2; Coe, I. 0-4; Lewis, K. 3-0; McKinzie, K. 3-0; Spears-Jennings, R. 2-1; Walker, K. 2-1; Washington, W. 2-1; Adebawore, A. 2-1; Near, K. 2-0; Bowen, P. 1-1; Terry, D. 1-1; Kelley, J. 1-1; Vickers, M. 1-1; Laulu, J. 1-1; Halton, G. 1-1; Lawrence, K. 0-2; Stripling, M. 1-0; Lacey, J. 0-1; Carter, L. 0-1; Grimes, R. 0-1; Gilliam, K. 0-1. **TU** - Ray, K. 2-9; Hopkins, D. 2-6; Williams, K. 3-4; Smith, C. 3-3; Oliver, J. 2-2; Carlisle, T. 1-3; Neilsen, Z. 1-3; Rogers, E. 0-4; Parker, K. 3-0; Campbell, N. 2-1; Jones, D. 2-0; Simon, J. 1-1; Kopenski, B. 1-1; Malone, V. 1-1; Jackson, R. 1-1; Ellis, R. 0-2; Williams, D. 1-0; Soulders, M. 1-0; Williams, C. 1-0; Lohrenz, J. 1-0; Hodge, D. 1-0; Ostroski, O. 0-1; Anderson, J. 0-1; Alexander, W. 0-1; Turner, C. 0-1; Strudwick, C. 0-1.

9/23/23 • Nippert Stadium (38,193) • Cincinnati		
	#16 OKLAHOMA	20
	CINCINNATI	6

CINCINNATI — No. 16/14 Oklahoma limited Cincinnati to two field goals, holding the Bearcats to their lowest point total at home since 2016 in a 20-6 victory at Nippert Stadium. The game, which was UC's first as a member of the Big 12 Conference, represented OU's 13th win in its last 16 Big 12 openers.

Dillon Gabriel completed 26 of 38 passes for 322 yards and a touchdown and rushed for another score to help OU improve to 4-0 on the year. Redshirt freshman Nic Anderson registered his fourth TD reception in two games, and Andre Anthony tied his career high with seven receptions, good for 117 yards. Zach Schmit kicked field goals in the second and fourth quarters for the Sooners, finishing the day 2 for 2.

Linebacker Danny Stutsman logged 13 tackles, including 3.5 for loss, to pace the defense. Key Lawrence recorded an interception for the second straight week and Billy Bowman picked off a pass in the fourth quarter. OU committed just one turnover.

Oklahoma trailed for the first time this season when Cincinnati kicker Carter Brown converted a 40-yard field goal with 7:39 remaining in the first quarter, but the Sooners took the lead for good near the end of the period on a five-yard pass from Gabriel to Anderson. OU led 10-3 after a 34-yard field goal with 8:40 left in the first half. Lawrence's interception in the end zone preserved the seven-point lead at the break.

After UC cut it to 10-6 on a 54-yarder by Brown, Gabriel led a nine-play, 75-yard drive that resulted in his second rushing touchdown of the season and extended Oklahoma's lead to 17-6 with 5:23 to play in the third quarter.

The Sooners stopped the Bearcats on downs twice in their final three possessions, including once at the 20 late in the third quarter (the other drive ended in Bowman's interception). OU then drove 67 yards for a 30-yard field goal to make it 20-6.

Score by Quarters	1	2	3	4	Score	
Oklahoma	7	3	7	3	20	Record: (4-0, 1-0 Big 12)
Cincinnati	3	0	3	0	6	Record: (2-2, 0-1 Big 12)

Scoring Summary:

- 1st 07:39 UC - Brown, Carter 40 yd field goal
9 plays, 37 yards, TOP 03:45 0 - 3
- 1st 00:34 OU - Anderson, Nic 5 yd pass from Gabriel, Dillon (Schmit, Zach kick)
6 plays, 66 yards, TOP 01:47 7 - 3
- 2nd 08:40 OU - Schmit, Zach 34 yd field goal
12 plays, 72 yards, TOP 04:51 10 - 3
- 3rd 08:22 UC - Brown, Carter 54 yd field goal
12 plays, 49 yards, TOP 04:32 10 - 6
- 3rd 05:23 OU - Gabriel, Dillon 1 yd rush (Schmit, Zach kick)
9 plays, 75 yards, TOP 02:59 17 - 6
- 4th 10:59 OU - Schmit, Zach 30 yd field goal
9 plays, 67 yards, TOP 04:33 20 - 6

	OU	UC
FIRST DOWNS	21	21
RUSHES-YARDS (NET)	34-103	37-141
PASSING YDS (NET)	322	235
Passes Att-Comp-Int	26-38-0	22-42-2
TOTAL OFFENSE PLAYS-YARDS	72-425	79-376
Fumble Returns-Yards	0-0	0-0
Punt Returns-Yards	1-7	2-2
Kickoff Returns-Yards	1-9	0-0
Interception Returns-Yards	2-0	0-0
Punts (Number-Avg)	6-38.7	4-48.2
Fumbles-Lost	3-1	0-0
Penalties-Yards	8-53	2-20
Possession Time	27:35	32:25
Third-Down Conversions	6-16	3-15
Fourth-Down Conversions	1-1	1-4
Red-Zone Scores-Chances	4-5	0-2
Sacks By: Number-Yards	2-14	2-14

RUSHING: OU - Major, M. 15-63; Gabriel, D. 11-23; Walker, T. 5-15; Ferooq, J. 1(-1). **UC** - Jones, E. 15-42; Kiner, C. 10-39; Montgomery, M. 6-37; Montgomery, R. 3-14; Wright, E. 2-9; Smith, B. 1-0.

PASSING: OU - Gabriel, D. 26-38-322-0. **UC** - Jones, E. 22-41-235-2; Smith, B. 0-1-0-0.

RECEIVING: OU - Anthony, A. 7-117; Stoops, D. 6-45; Anderson, N. 3-35; Ferooq, J. 2-45; Walker, T. 2-27; Major, M. 2-18; Freeman, G. 2-9; Gibson, J. 1-21; Stogner, A. 1-5. **UC** - Wiggins, D. 6-45; Metayer, C. 3-50; Henderson, X. 3-41; Kiner, C. 3-37; Smith, B. 3-30; Prater, E. 2-24; Turner, A. 1-11; Montgomery, M. 1(-3).

TACKLES (UA-A): OU - Stutsman, D. 7-6; McCullough, Das. 3-4; Kanak, J. 2-5; Dolby, K. 3-2; Bowen, P. 2-3; Lewis, K. 3-1; Bowman, B. 1-3; Washington, W. 1-3; Lawrence, K. 2-1; Walker, K. 2-1; Downs, E. 1-2; Williams, G. 2-0; Spears-Jennings, R. 1-1; Laulu, J. 1-1; Coe, I. 0-2; Lacey, J. 0-2; Vickers, M. 1-0; Omosigbo, S. 1-0; Terry, D. 0-1; Bothroyd, R. 0-1; Stripling, M. 0-1; Grimes, R. 0-1; Johnson, J. 0-1. **UC** - Jones, D. 3-10; Harris, J. 7-3; Ward, J. 6-3; Willis, K. 4-5; Corleone, D. 4-2; Threats, B. 3-1; Grzesiak, D. 1-3; Young, J. 2-1; Dingle, J. 1-2; Briggs, J. 0-3; Wright, E. 1-1; Gillison, T. 0-2; Vann, M. 0-2; Pfeiffer, C. 0-1; Taylor, D. 0-1; Wodtly, J. 0-1; Thompson, J. 0-1.

9/30/23 • Gaylord Family – Oklahoma Memorial Stadium (84,371) • Norman			
	IOWA STATE	20	
	#14 OKLAHOMA	50	

NORMAN — Dillon Gabriel passed for 366 yards and accounted for five touchdowns (three passing, two rushing) to lead No. 14 Oklahoma to a 50-20 home rout of Iowa State.

The Sooners, who led 40-20 at halftime, registered their most points and total yards (523) against the Cyclones since 2015. The OU defense limited ISU to 82 total yards and no points in the second half.

Billy Bowman picked off a pass on the third play of the game and returned it 44 yards for a touchdown. Gabriel, who completed 26 of 39 passes and registered his first career game with multiple rushing touchdowns, scored from one yard out on OU's first offensive possession and added a six-yard score in the second quarter.

Gabriel's three passing touchdowns went to Nic Anderson (39 yards in the first quarter), Drake Stoops (two yards in the third quarter) and Jayden Gibson (41 yards in the third quarter). Kicker Zach Schmit made field goals of 46 and 30 yards.

A second-quarter blocked punt by Peyton Bowen resulted in a safety, and Gentry Williams notched his second interception of the year in the second quarter, leading to a TD.

Score by Quarters	1	2	3	4	Score	
Iowa State	10	10	0	0	20	Record: (2-3, 1-1 Big 12)
Oklahoma	21	19	7	3	50	Record: (5-0, 2-0 Big 12)

Scoring Summary:

- 1st 14:03 OU - Bowman, Billy 44 yd interception (Schmit, Zach kick) 0 - 7
- 1st 10:50 ISU - Noel, Jaylin 51 yd pass from Becht, Rocco (Contreras, Chase kick) 6 plays, 75 yards, TOP 03:13 7 - 7
- 1st 06:27 OU - Gabriel, Dillon 1 yd run (Schmit, Zach kick) 10 plays, 75 yards, TOP 04:23 7 - 14
- 1st 02:14 ISU - Contreras, Chase 35 yd field goal 10 plays, 58 yards, TOP 04:13 10 - 14
- 1st 00:26 OU - Anderson, Nic 39 yd pass from Gabriel, Dillon (Schmit, Zach kick) 6 plays, 75 yards, TOP 01:42 10 - 21
- 2nd 14:55 ISU - Higgins, Jayden 67 yd pass from Becht, Rocco (Contreras, Chase kick) 3 plays, 75 yards, TOP 00:31 17 - 21
- 2nd 09:06 ISU - Contreras, Chase 48 yd field goal 9 plays, 50 yards, TOP 03:59 20 - 21
- 2nd 06:49 OU - Gabriel, Dillon 6 yd run (Schmit, Zach kick) 6 plays, 75 yards, TOP 02:17 20 - 28
- 2nd 06:06 OU - 0 yd safety 20 - 30
- 2nd 03:32 OU - Schmit, Zach 46 yd field goal 8 plays, 30 yards, TOP 02:28 20 - 33
- 2nd 00:07 OU - Stoops, Drake 2 yd pass from Gabriel, Dillon (Schmit, Zach kick) 7 plays, 43 yards, TOP 01:59 20 - 40
- 3rd 12:26 OU - Gibson, Jayden 41 yd pass from Gabriel, Dillon (Schmit, Zach kick) 8 plays, 85 yards, TOP 02:29 20 - 47
- 4th 08:41 OU - Schmit, Zach 30 yd field goal 14 plays, 51 yards, TOP 06:45 20 - 50


	ISU	OU
FIRST DOWNS	16	30
RUSHES-YARDS (NET)	27-150	41-157
PASSING YDS (NET)	202	366
Passes Att-Comp-Int	19-37-2	26-39-1
TOTAL OFFENSE PLAYS-YARDS	64-352	80-523
Fumble Returns-Yards	0-0	0-0
Punt Returns-Yards	0-0	3-22
Kickoff Returns-Yards	0-0	3-65
Interception Returns-Yards	1-0	2-46
Punts (Number-Avg)	4-29.8	2-36.5
Fumbles-Lost	1-0	0-0
Penalties-Yards	6-41	5-35
Possession Time	26:56	33:04
Third-Down Conversions	4 of 15	6 of 14
Fourth-Down Conversions	1 of 2	3 of 3
Red-Zone Scores-Chances	1-1	4-5
Sacks By: Number-Yards	1-6	2-6

RUSHING: ISU - Sama, A. 7-67; Sanders, E. 7-41; Norton, C. 2-17; Kohl, J. 3-10; Hansen, C. 2-4; TEAM 1(-2). **OU** - Major, M. 19-66; Gabriel, D. 8-37; Sawchuk, G. 7-20; Walker, T. 4-17; Stoops, D. 1-13; Arnold, J. 2-4.

PASSING: ISU - Becht, R. 15-33-2-188; Kohl, J. 4-4-0-14. **OU** - Gabriel, D. 26-39-1-366.

RECEIVING: ISU - Noel, J. 4-48; Higgins, J. 3-91; Stanley, D. 3-27; Hansen, C. 3-17; Gaines, G. 2-12; Dean, E. 1-5; Burkle, G. 1-4; Sanders, E. 1-0; Sama, A. 1(-2). **OU** - Farooq, J. 5-81; Stoops, D. 5-32; Major, M. 4-17; Thompson, B. 2-62; Anderson, N. 2-56; Gibson, J. 2-50; Freeman, G. 2-24; Sawchuk, G. 2-9; Stogner, A. 1-19; Anthony, A. 1-16.

TACKLES (UA-A): ISU - Tampa, T. 6-2; Freyler, B. 4-4; Cooper, J. 4-2; Onyedim, T. 3-2; Bacon, C. 3-2; Purchase, M. 4-0; Nikkel, B. 3-1; Patton, J. 3-1; Petersen, J. 1-3; Ezeogu, I. 0-4; McGee, T. 3-0; Orange, D. 2-1; Sadowsky, J. 1-2; Willich, C. 1-2; Singleton, J. 1-2; Ellis, J. 1-1; McLaughlin, W. 0-2; Howard, T. 1-0; Brahmer, B. 1-0; Lovett, Z. 1-0; James, T. 1-0; Porter, D. 1-0; Hawk, Z. 1-0; Ebel, K. 1-0; Vaughn, G. 0-1; Jones, T. 0-1. **OU** - Stutsman, D. 2-4; Lawrence, K. 3-1; Bowen, P. 2-2; Pearson, R. 2-2; Kanak, J. 2-1; Whitter, S. 2-1; Bowman, B. 1-2; Washington, W. 2-0; Williams, G. 1-1; Downs, E. 1-1; McCullough, D. 1-1; Near, K. 1-1; Halton, G. 0-2; Vickers, M. 0-2; Carter, L. 0-2; Kelley, J. 1-0; Dolby, K. 1-0; Farooq, J. 1-0; Lewis, K. 1-0; Wagoner, J. 1-0; Stripling, M. 10-1; Lacey, J. 0-1; Coe, I. 0-1; Adebawore, A. 0-1; Laulu, J. 0-1; Bothroyd, R. 0-1; McKinzie, K. 0-1; Johnson, J. 0-1; Sanders, A. 0-1; Spears-Jennings, R. 0-1; Ford, T. 0-1; Omosigbo, S. 0-1; Sears, Davon 0-1.

10/7/23 • Cotton Bowl (92,100) • Dallas			
	OKLAHOMA	34	
	TEXAS	30	

DALLAS — Quarterback Dillon Gabriel connected with wide receiver Nic Anderson for a 3-yard touchdown strike with 15 seconds left to lead No. 12/12 Oklahoma to a 34-30 win over No. 3/4 Texas at the Cotton Bowl. It was OU's first win against an AP top-5 team since 2017.

Gabriel completed 23 of 38 passes for 285 yards and a touchdown and rushed 14 times for 113 yards and a score, becoming the first OU quarterback to pass for at least 250 yards and rush for 100 yards against Texas. The final TD was Anderson's first reception of the game.

Oklahoma intercepted Texas QB Quinn Ewers twice in the first quarter, including a pick by Gentry Williams on the third play of the game that set up Gabriel's 9-yard rushing score. Kendal Dolby intercepted a pass in the red zone, and Williams recovered a fumble in the third quarter.

Tawee Walker rushed for 46 yards and two touchdowns and Jalil Farooq notched a career-high 130 yards on five receptions. Linebacker Jaren Kanak set a career high with 13 tackles while safety Billy Bowman tied his career best with 11 stops.

Texas recovered a blocked punt in the end zone to tie the game 7-7 in the first quarter and both teams scored a touchdown and a field goal in the second quarter before Zach Schmit's 36-yard field goal at the end of the first half gave the Sooners a 20-17 lead.

Oklahoma went up 10 points early in the third quarter on Walker's second TD run, but the Longhorns tied the game with a 45-yard field goal and a 29-yard rushing score with 6:10 to play — the first rushing TD allowed by OU on the season. Texas took a 30-27 lead with 1:17 to go on a 47-yard field goal, but then Gabriel led the game-winning five-play, 75-yard drive.

Score by Quarters	1	2	3	4	Score	
Oklahoma	7	13	7	7	34	Record: (6-0, 3-0 Big 12)
Texas	7	10	3	10	30	Record: (5-1, 2-1 Big 12)

Scoring Summary:

- 1st 13:11 OU - Gabriel, Dillon 9 yd run (Schmit, Zach kick) 5 plays, 22 yards, TOP 01:03 7 - 0
- 1st 09:02 UT - Muhammad, Malik 0 yd punt return (Auburn, Bert kick) 7 - 7
- 2nd 14:14 OU - Schmit, Zach 27 yd field goal 13 plays 78 yards, TOP 04:34 10 - 7
- 2nd 09:27 UT - Helm, Gunnar 22 yd pass from Ewers, Quinn (Auburn, Bert kick) 9 plays, 85 yards, TOP 04:41 10 - 14
- 2nd 05:23 OU - Walker, Tawee 1 yd run (Schmit, Zach kick) 10 plays, 75 yards, TOP 04:04 17 - 14
- 2nd 01:53 UT - Auburn, Bert 25 yd field goal 10 plays, 68 yards, TOP 03:30 17 - 17
- 2nd 00:00 OU - Schmit, Zach 26 yd field goal 9 plays, 67 yards, TOP 01:53 20 - 17
- 3rd 10:21 OU - Walker, Tawee 1 yd run (Schmit, Zach kick) 13 plays, 75 yards, TOP 04:39 27 - 17
- 3rd 01:53 UT - Auburn, Bert 45 yd field goal 10 plays, 67 yards, TOP 04:17 27 - 20
- 4th 06:10 UT - Brooks, Jonathon 29 yd run (Auburn, Bert kick) 5 plays, 73 yards, TOP 01:45 27 - 27
- 4th 01:17 UT - Auburn, Bert 47 yd field goal 11 plays, 58 yards, TOP 03:32 27 - 30
- 4th 00:15 OU - Anderson, Nic 3 yd pass from Gabriel, Dillon (Schmit, Zach kick) 5 plays, 75 yards, TOP 01:02 34 - 30

	OU	UT
FIRST DOWNS	28	25
RUSHES-YARDS (NET)	43-201	40-156
PASSING YDS (NET)	285	371
Passes Att-Comp-Int	23-38-0	32-38-2
TOTAL OFFENSE PLAYS-YARDS	81-486	78-527
Fumble Returns-Yards	0-0	0-0
Punt Returns-Yards	0-0	2-7
Kickoff Returns-Yards	2-37	4-70
Interception Returns-Yards	2-7	0-0
Punts (Number-Avg)	4-29.5	1-38.0
Fumbles-Lost	0-0	1-1
Penalties-Yards	4-30	9-70
Possession Time	27:49	32:11
Third-Down Conversions	5-14	5-14
Fourth-Down Conversions	0-1	3-4
Red-Zone Scores-Chances	6-6	1-3
Sacks By: Number-Yards	5-28	1-1

RUSHING: OU - Gabriel, D. 14-113; Walker, T. 15-46; Major, M. 9-27; Farooq, J. 3-13; Stoops, D. 1-3; Sawchuk, G. 1(-1). **UT** - Brooks J. 22-129; Baxter, C. 7-18; Whittington, J. 2-16; Red. S. 1-7; Ewers, Q. 8(-14).

PASSING: OU - Gabriel, D. 23-38-0-285. **UT** - Ewers, Q. 31-37-2-346; Red, S. 1-1-0-25.

RECEIVING: OU - Farooq, J. 5-130; Anthony, A. 5-42; Stoops, D. 4-55; Stogner, A. 3-24; Walker, T. 2-14; Major, M. 2-8; Freeman, G. 1-9; Anderson, N. 1-3. **UT** - Whittington, J. 10-115; Worthy, X. 8-108; Brooks, J. 5-34; Helm, G. 4-67; Mitchell, A. 3-33; Sanders, J. 1-13; Robinson, 1-1.

TACKLES (UA-A): OU - Kanak, J. 7-6, Bowman, B. 6-5; Washington, W. 6-3; Stutsman, D. 6-3; Bowen, P. 3-2; McCullough, D. 1-4; Lawrence, K. 4-0; Lacey, J. 3-1; Terry, D. 1-3; Downs, E. 3-0; Lewis, K. 1-2; Coe, I. 1-2; Dolby, K. 2-0; Bothroyd, R. 2-0; Spears-Jennings, R. 1-1; Kelley, J. 1-1; Pearson, R. 0-2; Johnson, J. 1-0; Williams, G. 1-0; Ford, T. 1-0; Thomas, R. 0-1; Schmit, Z. 0-1; Adebawore, A. 0-1. **UT** - Barron, J. 5-6; Hill, A. 5-3; Ford, J. 3-5; Burke, E. 3-3; Sorrell, B. 4-1; Brooks, T. 4-1; Thompson, J. 4-1; Gbenda, D. 2-2; Williams, D. 1-3; Holmes, G. 3-0; Sweat, T. 1-2; Blackwell, M. 2-0; Bush, J. 1-1; Collins, A. 1-1; Crawford, K. 1-1; Carter, T. 0-2; Catalon, J. 1-0; Conner, H. 1-0; Murphy, B. 1-0; Taaffe, M. 1-0; Stone, W. 1-0; Broughton, V. 0-1; Bledsoe, J. 0-1.

10/21/23 • Gaylord Family – Oklahoma Memorial Stadium (83,476) • Norman		
	UCF	29
	#6 OKLAHOMA	31

NORMAN – Dillon Gabriel threw for 253 yards and three touchdowns and directed No. 6/6 Oklahoma to consecutive fourth-quarter touchdown drives to go from down 23-17 to up 31-23 in a 31-29 homecoming victory. OU stopped a game-tying two-point conversion attempt with 1:16 remaining and recovered an on-side kick to seal the win.

The Sooners held UCF to 397 total yards and 149 rushing yards. The Knights entered the game ranked fourth nationally in total offense (516.7 yards per game) and third nationally in rushing offense (246.3 yards per game).

In his first career start, redshirt freshman receiver Nic Anderson caught five passes for a team-high 105 yards and first-half touchdowns of 29 and 42 yards. Gabriel's other touchdown pass went to Drake Stoops, who scored from 11 yards out with 9:16 remaining to put the Sooners in front 24-23 with the PAT. Stoops finished with seven receptions for 60 yards.

OU went ahead 7-0 with 7:48 left in the opening quarter on Gabriel's 29-yard strike to Anderson, but UCF tied the game 7-7 early in the second quarter and led 10-7 and 17-14 before Zach Schmit kicked a 25-yard field goal to tie the game 17 at the half. The Knights took the lead again with a pair of third-quarter field goals.

Redshirt freshman Gavin Sawchuk, who made his first career start and rushed 10 times for 63 yards, scored on a 30-yard run with 3:13 left to play to make it a 31-23 lead.

Danny Stutsman led the Sooners with 12 tackles, and the OU defense harrassed UCF for three sacks, 13 tackles for loss, five pass breakups and seven QB hurries.

Score by Quarters	1	2	3	4	Score	Record
UCF	0	17	6	6	29	Record: (3-4, 0-4 Big 12)
Oklahoma	7	10	0	14	31	Record: (7-0, 4-0 Big 12)

Scoring Summary:

- 1st 07:48 OU - Anderson, Nic 29 yd pass from Gabriel, Dillon (Schmit, Zach kick)
3 plays, 45 yards, TOP 00:51 0 - 7
- 2nd 11:49 UCF - Plumlee, John Rhys 1 yd run (Boomer, Colton kick)
10 plays, 74 yards, TOP 04:04 7 - 7
- 2nd 04:01 UCF - Boomer, Colton 21 yd field goal
12 plays, 76 yards, TOP 06:04 10 - 7
- 2nd 01:51 OU - Anderson, Nic 42 yd pass from Gabriel, Dillon (Schmit, Zach kick)
8 plays, 75 yards, TOP 02:04 10 - 14
- 2nd 01:24 UCF - Baker, Javon 86 yd pass from Plumlee, John Rhys (Boomer, Colton kick)
2 plays, 86 yards, TOP 00:19 17 - 14
- 2nd 00:00 OU - Schmit, Zach 25 yd field goal
7 plays, 67 yards, TOP 01:17 17 - 17
- 3rd 11:51 UCF - Boomer, Colton 48 yd field goal
4 plays, 2 yards, TOP 01:29 20 - 17
- 3rd 05:28 UCF - Boomer, Colton 46 yd field goal
10 plays, 57 yards, TOP 04:18 23 - 17
- 4th 09:16 OU - Stoops, Drake 11 yd pass from Gabriel, Dillon (Schmit, Zach kick)
9 plays, 65 yards, TOP 02:15 23 - 24
- 4th 03:13 OU - Sawchuk, Gavin 30 yd run (Schmit, Zach kick)
9 plays, 80 yards, TOP 04:17 23 - 31
- 4th 01:16 UCF - Baker, Javon 12 yd pass from Plumlee, John Rhys (Townsend, Xavier rush failed)
9 plays, 75 yards, TOP 01:57 29 - 31

	UCF	OU
FIRST DOWNS	20	30
RUSHES-YARDS (NET)	41-149	46-189
PASSING YDS (NET)	248	253
Passes Att-Comp-Int	16-30-0	25-38-1
TOTAL OFFENSE PLAYS-YARDS	71-397	84-442
Fumble Returns-Yards	0-0	0-0
Punt Returns-Yards	3-13	4-24
Kickoff Returns-Yards	2-27	2-41
Interception Returns-Yards	1-27	0-0
Punts (Number-Avg)	7-39.0	5-51.6
Fumbles-Lost	1-0	1-0
Penalties-Yards	7-51	6-37
Possession Time	30:16	29:44
Third-Down Conversions	4 of 16	7 of 16
Fourth-Down Conversions	1 of 1	1 of 1
Red-Zone Scores-Chances	3-3	24
Sacks By: Number-Yards	3-22	3-23

RUSHING: UCF – Harvey, R. 23-101; Townsend, X. 2-38; Richardson, J. 6-15; Richards, M. 1-(-1); Plumlee, J. 9-(-4). **OU** – Major, M. 18-82; Sawchuk, G. 10-63; Gabriel, D. 10-22; Farooq, J. 3-16; Freeman, G. 2-10.

PASSING: UCF – Plumlee, J. 16-30-0-248. **OU** – Gabriel, D. 25-38-1-253.

RECEIVING: UCF – Baker, Jo. 5-134; Townsend, X. 5-33; Pittman, R. 2-50; Harvey, R. 2-8; Hudson, K. 1-23; Baker, Ja. 1-0. **OU** – Stoops, D. 7-60; Anderson, N. 5-105; Farooq, J. 3-23; Freeman, G. 3-10; Sawchuk, G. 2-12; Major, M. 2-9; Gibson, J. 1-17; Pettaway, J. 1-9; Stogner, A. 1-8.

TACKLES (UA-A): UCF – Yates, W. 4-6; Johnson, J. 5-4; Henderson, D. 5-3; Morris-Brash, T. 5-3; Martinez, N. 5-1; Hunter, L. 3-2; Lawrence, M. 3-2; Bullard, Q. 4-0; Wilson, J. 2-2; Peterson, S. 2-2; Mask, D. 2-1; Moore, K. 2-1; Marshall, B. 1-2; Patterson, D. 2-0; Thornton, C. 2-0; Barber, R. 1-1; Adams, B. 1-1; Holler, A. 1-0; Griffin, T. 1-0; Gibbs, H. 0-1. **OU** – Stutsman, D. 5-7; Lawrence, K. 7-2; McCullough, D. 4-2; Downs, E. 3-3; Kanak, J. 2-3; Coe, I. 1-3; Williams, G. 3-0; Bothroyd, R. 1-2; Ford, T. 2-0; Bowen, P. 2-0; Pearson, R. 2-0; Bowman, B. 2-0; Dolby, K. 1-1; Lewis, K. 1-1; Terry, D. 1-1; Spears-Jennings, R. 1-0; Gabriel, D. 1-0; Lacey, J. 1-0; Kelley, J. 1-0; Johnson, J. 1-0; Washington, W. 1-0; Thomas, R. 1-0; Lulu, J. 1-0; Halton, G. 0-1.

10/28/23 • David Booth Kansas Memorial Stadium (47,233) • Lawrence, Kan.		
	#6 OKLAHOMA	33
	KANSAS	38

LAWRENCE – Dillon Gabriel rushed for three touchdowns and Tawee Walker ran for a career-high 146 yards and a score, but No. 6 Oklahoma fell 38-33 at Kansas on a cold and rainy day. It was KU's first win over OU since 1997, snapping an 18-game series skid.

After the Jayhawks took a 38-33 lead with 55 seconds left, the Sooners drove to the KU 23-yard line, but Gabriel's pass to the end zone went incomplete as time expired.

Oklahoma fell behind 14-0 early in the second quarter, but scored touchdowns on three straight possessions to go ahead 21-14 before leading 21-17 at the half.

The second quarter included a roughly one-hour lightning delay with 7:50 on the clock. The Sooners came back from the delay and tied the game on Walker's 2-yard rush and PAT conversion. After a fumble on the ensuing kickoff, OU took the lead on a 9-yard run by Gabriel. He also scored OU's first touchdown of the day on a 7-yard rush.

Kansas cut Oklahoma's lead to 21-20 in the third quarter on a field goal and went ahead 26-21 on a 38-yard touchdown rush by quarterback Jason Bean following an OU fumble. The teams then traded touchdowns for the remainder of the game, missing on two-point conversions after each score (KU attempted three and OU two).

Ethan Downs notched his first career interception with 2:29 remaining, but Oklahoma was forced to punt from the KU 40 without picking up a first down. Kansas then drove 80 yards in seven plays, scoring on a 7-yard rush by Devin Neal.

Gabriel completed 14 of 19 passes (74%) for 171 yards and rushed 14 times for 64 yards. Walker carried a career-high 23 times and averaged 6.3 yards per rush. The Sooners registered a season-high 269 rushing yards in the game. Each team notched three takeaways, but the Jayhawks scored 12 points off the turnovers to OU's six.

Score by Quarters	1	2	3	4	Score	Record
Oklahoma	0	21	6	6	33	Record: (7-1, 4-1 Big 12)
Kansas	7	10	9	12	38	Record: (6-2, 3-2 Big 12)

Scoring Summary:

- 1st 09:25 KU - Dotson, Ra'Mello 37 yd interception (Keller, Seth kick)
0 - 7
- 2nd 14:06 KU - Hishaw, Daniel 9 yd run (Keller, Seth kick)
10 plays, 79 yards, TOP 05:20 0 - 14
- 2nd 10:15 OU - Gabriel, Dillon 7 yd run (Schmit, Zach kick)
10 plays, 75 yards, TOP 03:54 7 - 14
- 2nd 06:05 OU - Walker, Tawee 2 yd run (Schmit, Zach kick)
9 plays, 66 yards, TOP 03:11 14 - 14
- 2nd 04:23 OU - Gabriel, Dillon 9 yd run (Schmit, Zach kick)
4 plays, 17 yards, TOP 01:38 21 - 14
- 2nd 00:50 KU - Keller, Seth 24 yd field goal
12 plays, 79 yards, TOP 03:26 21 - 17
- 3rd 04:01 KU - Keller, Seth 29 yd field goal
5 plays, 45 yards, TOP 02:45 21 - 20
- 3rd 03:03 KU - Bean, Jason 38 yd run (Bean, Jason pass failed)
1 plays, 38 yards, TOP 00:08 21 - 26
- 3rd 00:35 OU - Sawchuk, Gavin 3 yd run (Gabriel, Dillon pass failed)
7 plays, 75 yards, TOP 02:28 27 - 26
- 4th 12:25 KU - Hishaw, Daniel 1 yd run (Bean, Jason pass failed)
7 plays, 65 yards, TOP 03:03 27 - 32
- 4th 05:22 OU - Gabriel, Dillon 1 yd run (Gabriel, Dillon pass failed)
4 plays, 14 yards, TOP 01:23 33 - 32
- 4th 00:55 KU - Neal, Devin 9 yd run (Hishaw, Daniel rush failed)
7 plays, 80 yards, TOP 01:10 33 - 38

	OU	KU
FIRST DOWNS	19	25
RUSHES-YARDS (NET)	55-269	41-225
PASSING YDS (NET)	171	218
Passes Att-Comp-Int	14-19-1	15-32-2
TOTAL OFFENSE PLAYS-YARDS	74-440	73-443
Fumble Returns-Yards	0-0	0-0
Punt Returns-Yards	0-0	0-0
Kickoff Returns-Yards	3-25	6-114
Interception Returns-Yards	2-23	1-37
Punts (Number-Avg)	4-38.0	2-43.0
Fumbles-Lost	2-2	1-1
Penalties-Yards	11-101	5-55
Possession Time	28:50	31:10
Third-Down Conversions	2-10	4-14
Fourth-Down Conversions	1-2	2-3
Red-Zone Scores-Chances	5-6	5-6
Sacks By: Number-Yards	0-0	1-1

RUSHING: OU – Walker, T. 23-146; Gabriel, D. 14-64; Sawchuk, G. 6-19; Farooq, J. 5-18; Barnes, J. 5-17; Freeman, G. 1-6; TEAM, 1-(-1). **KU** – Neal, D. 25-112; Bean, J. 4-62; Hishaw, D. 12-51.

PASSING: OU – Gabriel, D. 14-19-1-171. **KU** – Bean, J. 15-32-2-218.

RECEIVING: OU – Stoops, D. 4-76; Farooq, J. 3-11; Freeman, G. 3-11; Thompson, B. 1-39; Anderson, N. 1-18; Stogner, A. 1-12; Barnes, J. 1-4. **KU** – Arnold, L. 3-79; Fairchild, M. 3-62; Skinner, Q. 2-32; Grimm, L. 2-19; Neal, D. 1-12; Hishaw, D. 1-9; Wilson, T. 1-3; Scott, T. 1-2.

TACKLES (UA-A): OU – McCullough, D. 6-0; Bowman, B. 4-2; Kanak, J. 4-2; Lewis, K. 5-0; Dolby, K. 4-1; Lawrence, K. 3-2; Stutsman, D. 3-0; Coe, I. 3-0; Lacey, J. 2-1; Spears-Jennings, R. 2-0; Washington, W. 2-0; Terry, D. 1-0; Pearson, R. 1-0; Thomas, R. 1-0; Carter, L. 1-0; Omosigbo, S. 1-0; Ford, T. 0-1; Bothroyd, R. 0-1. **KU** – Logan, K. 6-4; Grant, M. 7-1; Berryhill, T. 6-1; Burroughs, O. 6-1; Booker, A. 4-2; Wheeler, C. 4-1; Brown, J. 4-1; Robinson, J. 3-0; Miller, R. 2-1; Joyner, P. 2-1; Keys, G. 1-2; Lassiter, K. 0-3; Young, C. 2-0; Dunn, T. 2-0; Phillips, D. 1-1; Withers, D. 1-0; Kardell, T. 1-0; Puni, D. 1-0; Hatcher, H. 0-1; Dotson, R. 0-1; Gilliom, J. 0-1.

11/4/23 • Boone Pickens Stadium (54,105) • Stillwater, Okla.

	#10 OKLAHOMA	24
	OKLAHOMA STATE	27

STILLWATER — Drake Stoops registered career highs of 12 receptions and 134 receiving yards and scored a touchdown, and Gavin Sawchuk rushed 13 times for a career-high 111 yards and a score in No. 10 Oklahoma's 27-24 loss at Oklahoma State.

Dillon Gabriel completed 26 of 37 passes for 344 yards and a touchdown with one interception. His TD pass went to Stoops on a 6-yard play in the second quarter that cut OU's deficit to 17-14.

The Sooners took their only lead of the game at 21-17 on a 23-yard touchdown rush by Tawee Walker with 8:05 to play in the third quarter. Walker rushed for 59 yards on eight carries, all in the second half.

Each team scored a touchdown on its opening drive. OSU's score was the first offensive first-quarter touchdown Oklahoma has allowed in nine games this season. The Sooners countered with a three-play touchdown drive, scoring on a 64-yard run by Sawchuk. It was their longest rushing play of the season.

OU held Oklahoma State to two three-and-outs, three turnovers on downs and an interception from the middle of the second quarter to the middle of the third, but was only able to turn the defensive success into one score. OSU scored on its first two possessions of the fourth quarter to retake the lead. The Sooners cut it to 27-24 on a 36-yard field goal by Zach Schmit with 4:48 left in the game and got the ball back with 1:59 remaining. They drove to midfield but came up short on fourth down to end the game.

Billy Bowman notched his team-leading fourth interception of the season, but the Sooners tied their season high with three turnovers. Linebacker Kip Lewis made his first career start in place of the injured Danny Stutsman and registered a career-high 15 tackles. Defensive backs Robert Spears-Jennings and Kendel Dolby and linebacker Kobie McKinzie also notched career highs in tackles (seven each).

Score by Quarters	1	2	3	4	Score
Oklahoma	7	7	7	3	24
Oklahoma State	7	10	0	10	27

Record: (7-2, 4-2 Big 12)
Record: (7-2, 5-1 Big 12)

Scoring Summary:

1st	11:39	OSU - Gordon, Ollie 20 yd run (Hale, Alex kick)	8 plays, 75 yards, TOP 03:21	0 - 7
1st	10:51	OU - Sawchuk, Gavin 64 yd run (Schmit, Zach kick)	3 plays, 75 yards, TOP 00:48	7 - 7
2nd	14:53	OSU - Bowman, Alan 13 yd run (Hale, Alex kick)	10 plays, 57 yards, TOP 05:17	7 - 14
2nd	09:42	OSU - Hale, Alex 36 yd field goal	10 plays, 55 yards, TOP 03:52	7 - 17
2nd	07:06	OU - Stoops, Drake 6 yd pass from Gabriel, Dillon (Schmit, Zach kick)	9 plays, 75 yards, TOP 02:36	14 - 17
3rd	08:05	OU - Walker, Tawee 23 yd run (Schmit, Zach kick)	7 plays, 84 yards, TOP 02:52	21 - 17
4th	07:59	OSU - Gordon, Ollie 1 yd run (Hale, Alex kick)	8 plays, 97 yards, TOP 04:43	21 - 24
4th	06:59	OSU - Hale, Alex 34 yd field goal	4 plays, 3 yards, TOP 00:53	21 - 27
4th	04:48	OU - Schmit, Zach 36 yd field goal	6 plays, 57 yards, TOP 02:11	24 - 27

	OU	OSU
FIRST DOWNS	21	27
RUSHES-YARDS (NET)	27-148	38-146
PASSING YDS (NET)	344	334
Passes Att-Comp-Int	26-37-1	28-43-1
TOTAL OFFENSE PLAYS-YARDS	64-492	81-480
Fumble Returns-Yards	0-0	0-0
Punt Returns-Yards	1-(-5)	1-14
Kickoff Returns-Yards	2-30	1-18
Interception Returns-Yards	1-39	1-26
Punts (Number-Avg)	3-49.3	4-41.5
Fumbles-Lost	4-2	0-0
Penalties-Yards	8-55	4-29
Possession Time	22:46	37:14
Third-Down Conversions	5 of 12	5 of 15
Fourth-Down Conversions	0 of 2	1 of 4
Red-Zone Scores-Chances	2-2	5-6
Sacks By: Number-Yards	0-0	2-7

RUSHING: OU – Sawchuk, G. 13-111; Walker, T. 8-59; Stoops, D. 1-(-6); Gabriel, D. 1-(-7); Barnes, J. 1-(-9). **OSU** – Gordon, O. 33-139; Bowman, A. 1-13; Nixon, J. 2-(-1); TEAM 2-(-3).

PASSING: OU – Gabriel, D. 26-37-1-344. **OSU** – Bowman, A. 28-42-0-334; Gordon, O. 0-1-1-0.

RECEIVING: OU – Stoops, D. 12-134; Farooq, J. 7-98; Anderson, N. 3-92; Stogner, A. 1-10; Sawchuk, G. 1-5; Thompson, B. 1-4; Smothers, D. 1-1. **OSU** – Owens, R. 10-136; Presley, B. 8-97; Johnson, L. 5-70; Johnson, J. 4-13; Gordon, O. 1-18.

TACKLES (UA-A): OU – Lewis, K. 9-6; Dolby, K. 4-3; Spears-Jennings, R. 2-5; McKinzie, K. 2-5; Washington, W. 4-1; Bowman, B. 4-1; Bothroyd, R. 2-2; Williams, G. 2-2; Coe, I. 0-4; Kelley, J. 2-1; Pearson, R. 2-1; Kanak, J. 1-2; Ford, T. 1-2; Walker, K. 1-1; Near, K. 1-0; Stogner, A. 1-0; Wagoner, J. 1-0; Vickers, M. 1-0; Downs, E. 0-1; Lawrence, K. 0-1; McCullough, D. 0-1; Lалу, J. 0-1; Lacey, J. 0-1; Terry, D. 0-1. **OSU** – Rucker, T. 8-1; Martin, N. 6-3; Benson, X. 6-1; Epps, C. 3-1; Oliver, C. 3-1; Daniels, K. 2-2; Smith, D. 3-0; Goodlow, A. 1-2; Black, K. 2-0; McKinney, D. 1-1; Ross, X. 1-0; Smith, K. 1-0; Walterscheid, K. 1-0; Bowman, A. 1-0; Robertson, P. 1-0; Roberson, J. 0-1; Franklin, K. 0-1; Latu, N. 0-1; Smith, C. 0-1.

11/11/23 • Gaylord Family – Oklahoma Memorial Stadium (83,525) • Norman

	WEST VIRGINIA	20
	#17 OKLAHOMA	59

NORMAN — Dillon Gabriel established a school record by accounting for eight touchdowns and Drake Stoops registered a career-high 164 receiving yards and three touchdowns as No. 17/16 Oklahoma routed West Virginia 59-20 at Gaylord Family – Oklahoma Memorial Stadium.

Gabriel completed 23 of 36 passes for 423 yards and totaled 473 yards of offense. He scored three times on the ground and threw for five touchdowns, surpassing former Heisman Trophy winners Baker Mayfield and Tyler Murray for the single-game touchdowns mark.

Three of Gabriel's TD passes went to Drake Stoops, who finished with 10 catches. His 164 yards were the most by an OU receiver since 2019. Nic Anderson added 119 yards on four receptions, including a 63-yarder that was the longest of the season for the Sooners. Gavin Sawchuk set a career high for the second straight week, rushing for 135 yards on 22 carries.

Defensive backs Reggie Pearson and Jacobe Johnson each notched their first interceptions as Sooners (Johnson's was the first of his career). Oklahoma scored on each of its first five possessions and nine of its 12 possessions in the game while gaining a season-high 644 yards of offense and holding the Mountaineers to 330 yards, the fewest OU has allowed a Big 12 opponent this season.

Score by Quarters	1	2	3	4	Score
West Virginia	7	7	6	0	20
Oklahoma	14	17	14	14	59

Record: (6-4, 4-3 Big 12)
Record: (8-2, 5-2 Big 12)

Scoring Summary:

1st	11:00	WVU - Donaldson, CJ 13 yd run (Hayes, Michael kick)	8 plays, 75 yards, TOP 04:00	7 - 0
1st	08:27	OU - Gabriel, Dillon 2 yd run (Schmit, Zach kick)	8 plays, 75 yards, TOP 02:33	7 - 7
1st	03:16	OU - Gabriel, Dillon 2 yd run (Schmit, Zach kick)	11 plays, 65 yards, TOP 03:26	7 - 14
2nd	13:54	OU - Schmit, Zach 23 yd field goal	6 plays, 65 yards, TOP 01:20	7 - 17
2nd	09:06	OU - Stogner, Austin 3 yd pass from Gabriel, Dillon (Schmit, Zach kick)	9 plays, 46 yards, TOP 02:57	7 - 24
2nd	06:20	OU - Gibson, Jayden 32 yd pass from Gabriel, Dillon (Schmit, Zach kick)	5 plays, 86 yards, TOP 01:49	7 - 31
2nd	00:07	WVU - Taylor, Kole 3 yd pass from Greene, Garrett (Hayes, Michael kick)	6 plays, 75 yards, TOP 00:53	14 - 31
3rd	13:48	OU - Stoops, Drake 60 yd pass from Gabriel, Dillon (Schmit, Zach kick)	4 plays, 75 yards, TOP 01:12	14 - 38
3rd	09:28	WVU - Carter, Devin 7 yd pass from Greene, Garrett (Greene pass failed)	12 plays, 61 yards, TOP 04:14	20 - 38
3rd	04:34	OU - Stoops, Drake 9 yd pass from Gabriel, Dillon (Schmit, Zach kick)	6 plays, 43 yards, TOP 01:53	20 - 45
4th	13:46	OU - Stoops, Drake 9 yd pass from Gabriel, Dillon (Schmit, Zach kick)	7 plays, 81 yards, TOP 03:20	20 - 52
4th	07:59	OU - Gabriel, Dillon 5 yd run (Schmit, Zach kick)	10 plays, 65 yards, TOP 04:37	20 - 59

	WVU	OU
FIRST DOWNS	17	25
RUSHES-YARDS (NET)	41-176	42-221
PASSING YDS (NET)	154	423
Passes Att-Comp-Int	10-31-2	23-36-0
TOTAL OFFENSE PLAYS-YARDS	72-330	78-644
Fumble Returns-Yards	0-0	2-1
Punt Returns-Yards	2-5	2-(-17)
Kickoff Returns-Yards	2-55	2-47
Interception Returns-Yards	0-0	2-12
Punts (Number-Avg)	6-41.3	3-38.0
Fumbles-Lost	0-0	2-1
Penalties-Yards	2-20	5-60
Possession Time	30:32	29:28
Third-Down Conversions	4-16	8-14
Fourth-Down Conversions	2-4	2-2
Red-Zone Scores-Chances	3-4	7-7
Sacks By: Number-Yards	2-14	0-0

RUSHING: WVU – Donaldson, C. 14-79; White, J. 9-39; Greene, G. 10-24; Johnson, J. 3-13; Marchiol, N. 2-10; Horton, E. 1-4; Gallagher, R. 1-4; Fox, P. 1-3. **OU** – Sawchuk, G. 22-135; Gabriel, D. 11-50; Farooq, J. 2-29; Smothers, D. 2-6; Beville, D. 2-5; Walker, T. 1-(-2); TEAM, 2-(-2).

PASSING: WVU – Greene, G. 10-27-1-154; Marchiol, N. 0-4-1-0. **OU** – Gabriel, D. 23-36-0-423.

RECEIVING: WVU – Carter, D. 3-67; Ray, T. 2-56; Fox, P. 2-15; Clement, H. 1-13; Taylor, K. 1-3; Donaldson, C. 1-0. **OU** – Stoops, D. 10-164; Anderson, N. 4-119; Stogner, A. 4-69; Gibson, J. 2-38; Farooq, J. 2-30; Freeman, G. 1-3.

TACKLES (UA-A): WVU – Wilson, A. 8-3; McLaurin, H. 4-5; Bishop, B. 7-1; Floyd, M. 2-5; Burks, A. 5-1; Martin, S. 1-3; Kpogba, L. 0-4; Ruffin, M. 2-1; Russell, H. 1-2; Bartlett, J. 1-2; Thornton, J. 1-2; Durojaiye, T. 1-2; Biser, C. 1-1; Mulbah, F. 1-1; Austin-Cave, T. 0-2; Vesterinen, E. 0-2; Bradley, T. 0-1; Simmons, T. 0-1; Hawkins, D. 0-1; Frazier, Z. 0-1; Rimac, T. 0-1; Cutter, B. 0-1; Collins, R. 0-1. **OU** – Stutsman, D. 3-5; Bowman, A. 4-3; Spears-Jennings, R. 3-4; Lewis, K. 2-5; Walker, K. 3-2; Kanak, J. 1-4; Dolby, K. 3-1; Bowen, P. 3-1; Kelley, J. 0-3; Halton, G. 2-0; Washington, W. 1-1; Carter, L. 1-1; Omosigbo, S. 0-2; Coe, I. 0-2; Terry, D. 0-2; Lawrence, K. 1-0; Near, K. 1-0; Johnson, J. 1-0; Pearson, R. 1-0; Ford, T. 0-1; Downs, E. 0-1; Vickers, M. 0-1; Lacey, J. 0-1; McKinzie, K. 0-1; Bothroyd, R. 0-1; Lалу, J. 0-1; Thomas, R. 0-1.

11/18/23 • LaVell Edwards Stadium (63,714) • Provo, Utah

	#14 OKLAHOMA	31
	BYU	24

PROVO, Utah — No. 14/13 Oklahoma scored 21 points off three turnovers and Gavin Sawchuk rushed for 107 yards and the game-winning touchdown as the Sooners defeated BYU 31-24 in OU's final Big 12 Conference road game. It was OU's first-ever game in the state of Utah and the earliest known kickoff in program history (10:07 a.m. local time).

Sawchuk scored on a 17-yard run with 7:57 to play to break a 24-24 tie. Billy Bowman had given the Sooners a 24-17 lead in the third quarter with his 100-yard interception return for a touchdown. It was his team-leading fifth interception of the season, second pick-six of the year and the third 100-yard interception return in program history.

Dillon Gabriel completed 13 of 21 passes for 191 yards and two touchdowns in the first half before leaving the game with an injury. Jackson Arnold, who had not played in a game since Sept. 30 or thrown a pass since Sept. 16, played the entire second half for OU. He completed 5 of 9 passes for 33 yards and rushed eight times for 24 yards.

Gabriel's two touchdown passes were a 3-yard completion to Nic Anderson in the first quarter and a 27-yard strike to Jayden Gibson in the second quarter. With his score, Anderson tied Marvin Mims Jr. for most touchdown receptions by an OU freshman (nine). Gibson, whose 55-yard catch set up the Anderson touchdown, finished with two catches for a career-high 82 yards.

Danny Stutsman registered a team-high 10 tackles and a sack-fumble play in the fourth quarter that led to Sawchuk's touchdown. Jacob Lacey recovered an unforced fumble near the end of the first quarter that led to Gibson's touchdown reception. It was OU's eighth game this season with multiple takeaways and third with a plus-three turnover margin.

Score by Quarters	1	2	3	4	Score
Oklahoma	7	10	7	7	31
BYU	7	10	7	0	24

Record: (9-2, 6-2 Big 12)
Record: (5-6, 2-6 Big 12)

Scoring Summary:

1st	08:04	OU - Anderson, Nic 3 yd pass from Gabriel, Dillon (Schmit, Zach kick)	7 - 0
		7 plays, 85 yards, TOP 03:17	7 - 0
1st	03:05	BYU - Roberts, Chase 23 yd pass from Retzlaff, Jake (Ferrin, Will kick)	7 - 7
		10 plays, 75 yards, TOP 04:59	7 - 7
2nd	13:06	OU - Gibson, Jayden 27 yd pass from Gabriel, Dillon (Schmit, Zach kick)	14 - 7
		7 plays, 52 yards, TOP 02:16	14 - 7
2nd	07:49	BYU - Rex, Isaac 1 yd pass from Retzlaff, Jake (Ferrin, Will kick)	14 - 14
		10 plays, 75 yards, TOP 05:17	14 - 14
2nd	02:43	OU - Schmit, Zach 23 yd field goal	17 - 14
		12 plays, 71 yards, TOP 05:06	17 - 14
2nd	00:00	BYU - Ferrin, Will 49 yd field goal	17 - 17
		11 plays, 33 yards, TOP 02:43	17 - 17
3rd	05:55	OU - Bowman, Billy 100 yd interception (Schmit, Zach kick)	24 - 17
			24 - 17
3rd	01:19	BYU - Retzlaff, Jake 10 yd run (Ferrin, Will kick)	24 - 24
		8 plays, 75 yards, TOP 04:36	24 - 24
4th	07:57	OU - Sawchuk, Gavin 16 yd run (Schmit, Zach kick)	31 - 24
		3 plays, 25 yards, TOP 00:46	31 - 24

	OU	BYU
FIRST DOWNS	20	18
RUSHES-YARDS (NET)	34-144	38-217
PASSING YDS (NET)	224	173
Passes Att-Comp-Int	18-30-0	15-26-1
TOTAL OFFENSE PLAYS-YARDS	64-368	64-390
Fumble Returns-Yards	0-0	0-0
Punt Returns-Yards	2-1	4-39
Kickoff Returns-Yards	1-32	0-0
Interception Returns-Yards	1-100	0-0
Punts (Number-Avg)	4-46.0	4-47.0
Fumbles-Lost	1-0	4-2
Penalties-Yards	6-45	7-55
Possession Time	28:50	31:10
Third-Down Conversions	8 of 15	5 of 14
Fourth-Down Conversions	0 of 0	3 of 3
Red-Zone Scores-Chances	3-4	2-3
Sacks By: Number-Yards	1-12	1-9

RUSHING: OU — Sawchuk, G. 14-107; Walker, T. 5-25; Arnold, J. 8-24; Gabriel, D. 4-0; Stoops, D. 1(-2); TEAM 2(-10). **BYU** — Robbins, A. 22-182; Retzlaff, J. 13-29; Martin, L. 1-3; Smith, D. 2-3.

PASSING: OU — Gabriel, D. 13-21-0-191; Arnold, J. 5-9-0-33. **BYU** — Retzlaff, J. 15-26-1-173.

RECEIVING: OU — Farooq, J. 5-53; Stoops, D. 4-63; Anderson, N. 3-12; Gibson, J. 2-82; Sawchuk, G. 2-1; Stogner, A. 1-10; Walker, T. 1-3. **BYU** — Epps, K. 6-90; Roberts, C. 2-45; Rex, I. 2-14; Smith, D. 2-10; Lassiter, D. 1-18; Marion, K. 1-0; Kingston, P. 1(-4).

TACKLES (UA-A): OU — Stutsman, D. 4-6; Bowman, B. 7-2; Dolby, K. 5-3; Spears-Jennings, R. 3-3; McKinzie, K. 4-1; Lawrence, K. 2-2; Bothroyd, R. 2-1; Washington, W. 1-1; Elzinga, L. 1-0; Walker, K. 1-0; Terry, D. 1-0; Near, K. 0-1; Kanak, J. 0-1; Kelley, J. 0-1; Downs, E. 0-1; Coe, I. 0-1; Wagoner, J. 0-1; Johnson, J. 0-1; Bowen, P. 0-1; Ford, T. 0-1. **BYU** — Alfrey, T. 7-2; Wakley, C. 4-3; Tooley, M. 3-4; Vongphachanh, A. 1-5; Heckard, E. 2-3; Batty, T. 1-3; Mahe, A. 0-4; Cravens, J. 2-1; Lutui, L. 2-1; Mangelson, B. 1-2; Ah You, C. 1-2; Garrett, K. 0-2; Rex, P. 0-2; Eburnoha, C. 1-0; Robinson, J. 1-0; Damuni, R. 1-0; Slade, E. 0-1; Bagnah, I. 0-1; Taggart, H. 0-1; Glasker, I. 0-1; Latu, D. 0-1.