



# OKLAHOMA FOOTBALL

7 NATIONAL CHAMPIONSHIPS ♦ 31 BOWL CHAMPIONSHIPS ♦ 50 CONFERENCE CHAMPIONSHIPS ♦ 14 BIG 12 CHAMPIONSHIPS ♦ 41 10-WIN SEASONS  
167 FIRST-TEAM ALL-AMERICANS ♦ 506 FIRST-TEAM ALL-CONFERENCE SELECTIONS ♦ 7 HEISMAN TROPHY WINNERS ♦ 92 NATIONAL AWARD WINNERS

## GAME 12

### OKLAHOMA (6-5, 3-5) VS. TEXAS TECH (6-5, 4-4)

Saturday, Nov. 26, 2022 ■ 6:30 p.m. CT ■ Lubbock, Texas ■ Jones AT&T Stadium (60,454) ■ FS1



#### SOONERS

Head Coach: Brent Venables  
Record at OU: 6-5 (1st Year)  
Career Record: Same  
Last: Won 28-13 vs. Okla. State



#### RED RAIDERS

Head Coach: Joey McGuire  
Record at TTU: 6-5 (1st Year)  
Career Record: Same  
Last: Won 14-10 at Iowa State

### SERIES HISTORY

Overall ..... OU leads 23-6  
In Lubbock ..... OU leads 9-4  
Big 12 Era ..... OU leads 20-6  
Streak ..... OU, 10  
Last Meeting ..... OU 52-31 (10/30/21 in Norman)

### TELEVISION: FS1

Play-by-Play ..... Eric Collins  
Analyst ..... Devin Gardner

### RADIO: SOONER SPORTS NETWORK

FLAGSHIPS KOMA 1520 AM & KRXO 107.7 FM  
FREE ONLINE: The Varsity Network  
SIRIUSXM: 158 or 203  
SXM APP: 966

Play-by-Play ..... Toby Rowland  
Analyst ..... Teddy Lehman  
Sideline Analyst ..... Gabe Ikard  
Sideline Reporter ..... Chris Plank

### OU SPANISH RADIO

ÉXITOS 96.5 FM (OKC); 101.5 FM EL PATRÓN (Tulsa)  
FREE ONLINE: Tuneln.com

Play-by-Play ..... Enrique Vasquez  
Analyst ..... Luis Rendón

### ONLINE: SOONERSPORTS.COM

SoonerSports.com offers the most complete and comprehensive postgame coverage of the Sooners anywhere. Visit for game recaps, video highlights, press conferences, stats, photos and more.

### PREGAME TV: ESPN+

"Sooner Sports Game Day" ..... 4 p.m. CT (Friday)

### SOCIAL MEDIA: #SOONERS

Twitter/Instagram ..... @OU\_Football  
Facebook ..... Oklahoma Football



### OPENING KICK

► Oklahoma (6-5, 3-5 Big 12) will try for its 11th straight win against Texas Tech (6-5, 4-4) when it travels to Lubbock, Texas, for a 6:30 p.m. CT matchup at Jones AT&T Stadium on Saturday. The game will be televised by FS1 with **Eric Collins** and **Devin Gardner** announcing.

► Oklahoma owns a 23-6 record against Texas Tech (9-4 in Lubbock) and has won each of the last 10 games in the series. OU is averaging 51.9 points, 593.8 yards and 264.1 rushing yards per contest during the 10-game winning streak.

► The Sooners have scored at least 38 points in each of their last 12 games against the Red Raiders. It is the longest streak of 38 points or more against a single opponent in school history (scored 38 points in 11 straight games vs. Kingfisher College from 1908-19).

► OU has gained over 500 yards of offense in each of its last nine games against Texas Tech (total of 5,558). It is the Sooners' longest such streak against an opponent since at least 1996 and second longest nationally.

► A victory over Texas Tech would guarantee a winning season for the Sooners. OU is the only Power Five program that hasn't had a losing season in the 2000s (last one was in 1998).

► OU and Texas Tech both won their sixth games of the season on Saturday, making them eligible for a bowl. The Sooners own the nation's second-longest current bowl streak at 23 years (Georgia owns a 25-year streak), while last year's 34-7 Liberty Bowl win over Mississippi State marked the Red Raiders' first bowl appearance in four seasons.

► Even with its 3-5 conference record, OU is 57-13 (.814) in regular season Big 12 play since the beginning of the 2015 season. Oklahoma State ranks second during that period (46-25; .648), TCU third (41-30; .577), Texas fourth (37-33; .528), Kansas State fifth (36-35; .507) and West Virginia sixth (35-35; .500).

► OU is 156-38 (.804) in regular season Big 12 play since the start of the 2000 season. That's 28 more wins than the program with the next most victories during that period (Texas; 128-66) and 44 more than the program with the third most (Oklahoma State; 112-83).

### KEY STORYLINES

► Oklahoma is averaging 56.9 points and 645.0 yards over its last seven games against Texas Tech. OU has registered at least 541 yards in all seven contests (617 in 2015, followed



Sophomore linebacker Danny Stutsman leads the Big 12 with his 100 tackles and 9.1 tackles per game. The first-year starter also ranks second on the team with his 9.5 tackles for loss and has racked up 2.0 sacks, two interceptions, four pass breakups and four QB hurries.

### RECENT SUCCESS VS. TEXAS TECH

Oklahoma has won its last 10 games against Texas Tech and has registered over 500 offensive yards in each of the last nine matchups (longest active streak by one FBS program vs. another). Over the last seven meetings, OU is averaging 56.9 points and 645.0 yards.

YEAR	SCORE	YARDS	YEAR	SCORE	YARDS
2021	52-21	541	2016	66-59	854
2020	62-28	559	2015	63-27	617
2019	55-15	644	2014	42-30	517
2018	51-46	683	2013	38-30	526
2017	49-27	617	2012	41-20	360

## 2022 SCHEDULE



UTEP  
Sept. 3  
2:30 p.m. CT  
W, 45-13



KENT STATE  
Sept. 10  
6 p.m. CT  
W, 33-3



@NEBRASKA  
Sept. 17  
11 a.m. CT  
W, 49-14



KANSAS STATE  
Sept. 24  
7 p.m. CT  
L, 41-34



@TCU  
Oct. 1  
11 a.m. CT  
L, 55-24



vs. TEXAS  
Oct. 8  
11 a.m. CT  
L, 49-0



KANSAS  
Oct. 15  
11 a.m. CT  
W, 52-42



@IOWA STATE  
Oct. 29  
11 a.m. CT  
W, 27-13



BAYLOR  
Nov. 5  
2 p.m. CT  
L, 38-35



@W. VIRGINIA  
Nov. 12  
11 a.m. CT  
L, 23-20



OKLA. STATE  
Nov. 19  
6:30 p.m. CT  
W, 28-13



@TEXAS TECH  
Nov. 26  
6:30 p.m. CT  
FS1

**OU ATHLETICS COMMUNICATIONS FOOTBALL CONTACTS**



**MIKE HOUCK**  
Associate AD/Communications  
Office: (405) 325-8227  
Cell: (405) 249-5892  
Email: mhouck@ou.edu



**ERIC HOLLIER**  
Director  
Office: (405) 325-6449  
Cell: (405) 570-9228  
Email: ehollier@ou.edu



**PATRICK DUNN**  
Assistant Director  
Office: (405) 325-4274  
Cell: 405-388-1353  
Email: patrickjdunn@ou.edu

**HEAD COACH BRENT VENABLES**

Alma Mater: Kansas State, 1992  
Career Record: 6-5 (.545)  
Record at OU: Same  
Regular Season Big 12 Record: 3-5 (.375)

**ASSISTANT COACHES**

	LOCATION
Jeff Lebby (Offensive Coordinator/Quarterbacks)	PB
Ted Roof (Defensive Coordinator/Linebackers)	PB
Todd Bates (Assoc. HC/Co-Def. Coord./Run Def./Def. Tackles)	SL
Bill Bedenbaugh (Offensive Line)	SL
Miguel Chavis (Defensive Ends)	SL
Joe Jon Finley (Tight Ends)	SL
Brandon Hall (Safeties)	SL
DeMarco Murray (Running Backs)	SL
Jay Valai (Co-Def. Coord./Pass Defense/Cornerbacks)	SL
L'Damian Washington (Wide Receivers [interim])	SL

**TEAM HISTORY**

First Year: 1895 (this is 128th season)  
All-Time Record: 934-336-53 (.726)  
All-Time Conference Record: 524-163-22 (.755)  
All-Time Big 12 Record: 169-57 (.748)  
All-Time Bowl Record: 31-23-1 (.573)  
National Championships (AP): 7  
Years: 1950, '55, '56, '74, '75, '85, 2000  
Conference Championships: 50  
Big 12 Championships: 14  
2000, '02, '04, '06-08, '10, '12, '15-20  
Undefeated Seasons: 14  
10-Plus-Win Seasons: 41 (most in nation; tied)

**STADIUM INFORMATION**

Name: Gaylord Family – Oklahoma Memorial Stadium  
Field Name: Owen Field  
Capacity: 80,126  
Surface: Natural Grass  
First Year: 1923  
Record at Stadium: 415-90-16 (.812)

**UNIVERSITY INFORMATION**

Location: Norman, Okla.  
Founded: 1890  
Enrollment: 31,655  
Colors: Crimson and Cream  
President: Joseph Harroz Jr.  
Athletics Director: Joe Castiglione

by 854, 617, 683, 644, 559 and 541) and is averaging a staggering 8.8 yards per play during the stretch. OU's 4,515 total yards in those contests, which since at least 1996 are the most by an FBS program vs. another over a seven-game span, equates to 2.6 miles.

► Oklahoma owns a 23-6 (.793) all-time record against Texas Tech but has had more modest success against the Red Raiders in Lubbock, where it is 9-4 (.692). In the Big 12 era, the Sooners hold a 20-6 advantage (8-4 in Lubbock). OU has won its last five games at Jones AT&T Stadium (41-20 in 2012, 42-30 in 2014, 66-59 in 2016, 51-46 in 2018 and 62-28 in 2020). The Sooners are 9-0 in Lubbock when scoring at least 30 points and are 0-4 there when scoring less than 30.

► The last time the Sooners met Texas Tech when OU was unranked in the AP poll was in 2014 in Lubbock, a 42-30 Sooners win under head coach **Bob Stoops**. Freshman **Samaje Perine** ran for 213 yards and three touchdowns (one of them a 64-yarder) and backup quarterback **Cody Thomas** accounted for two more scores as the Sooners came back from a 21-7 deficit early in the third quarter. OU, which outruled Texas Tech 384-93, outscored the Patrick Mahomes-led Red Raiders 35-3 in the second half until a TTU touchdown on the game's final play.

► Over the 13 seasons (1999-2011) that first-year Oklahoma head coach **Brent Venables** served as a Sooners assistant coach, OU posted an 8-5 record against Texas Tech (he was co-defensive coordinator and linebackers coach from 1999-2003 and associate head coach, defensive coordinator and linebackers coach from 2004-11). The Sooners held the Red Raiders to 25 points or fewer in nine of those 13 contests and to 14 or fewer five times.

► Oklahoma has won 25 of its last 29 November games, with 12 of those wins coming against AP Top 25 teams. The four losses, however, have come in its last six November games (27-14 at Baylor and 37-33 at Oklahoma State last season, and 38-35 vs. Baylor and 23-20 at West Virginia this month). Prior to last year's Baylor contest, OU's last November loss was in 2014.

► The Sooners lead the Big 12 and rank 13th in the country (seventh among Power Five teams) with their 217.2 rushing yards per game. OU senior **Eric Gray**, who has seven 100-yard rushing games this season, including in four of the last five outings, ranks second in the Big 12 and 14th nationally with his 109.4 rushing yards per contest. He paces the Big 12 and ranks 13th nationally by averaging 6.5 yards per carry. Texas Tech ranks seventh in the Big 12 by allowing 162.4 rushing yards per game and 4.2 yards per carry. It held Iowa State to 128 rushing yards on 43 carries on Saturday (3.0 average) after allowing over 231 rushing yards in each of its previous three contests against Baylor, TCU and Kansas.

► Gray ranks 18th in OU single-season history with his 1,203 rushing yards. He reached 1,100 rushing yards in 10 games, the fastest by a Sooner since 2004 when Heisman Trophy runner-up **Adrian Peterson** did it in eight outings. The last Sooner to reach 1,200 rushing yards in 11 games or fewer was **Samaje Perine** in 2014 (also 11 games). Gray needs 50 yards to move into the top 15 and 141 yards to move into the top 10.

► Oklahoma ranks third in the country (first among Power Five teams) with its 8.5 tackles for loss per game and fifth with its 32.7 TFL yardage per contest. It has registered 25 TFLs over the last two games (12.5 average) for a loss of 98 yards. Texas Tech ranks 22nd nationally by averaging 6.8 tackles for loss (26.9 yards per outing).

► The Sooners rank 129th out of 131 FBS teams this season in average time of possession (25:54) and have held a TOP advantage in just one of their 11 games (30:19-29:41 vs. Kansas). Texas Tech ranks 85th with an average TOP of 29:00. The Red Raiders have possessed the ball longer than their opponent in six of 11 contests.

**RECAPPING SATURDAY'S WIN OVER OKLAHOMA STATE**

► Unranked when playing Oklahoma State for the first time since 2009, Oklahoma raced to a 28-0 first-quarter lead then rode its defense the rest of the way in a 28-13 home win over the 24th-ranked Cowboys. It marked just OU's second victory in program history in which it only scored in the first quarter (the other was in 1937).

► The Sooners set first-quarter school records for total offense (their 299 yards were the second most in any quarter in program history) and passing offense (their 224 yards were six shy of the standard for any quarter). OU's 28-point lead marked its largest ever in the first quarter in the Bedlam series.

► OU's defense tied a season high with six sacks, registered 13 tackles for loss (one shy of season high) for 60 yards and tallied 12 quarterback hurries, the program's most since 2002 (13 vs. Texas Tech). The Sooners held OSU to a 7-for-22 mark on third downs (31.8%) and 0 for 2 on fourth downs.

► Ten Sooners recorded at least a half a tackle for loss.

► Oklahoma registered four takeaways on the night, all interceptions, and three of them came in the game's first 18 minutes. The four interceptions were OU's most in a game since 2015 and most against OSU since 1985. The interceptions, in order, came from cornerback **C.J. Coldon** (team-high third of the season), defensive end **Jonah Lauu** (first of career), safety **Billy Bowman** (second of season and career) and linebacker **DaShaun White** (second of season and career).

► OSU's 102 plays were the second most ever by an OU opponent, but the Sooners allowed just one touchdown.

► Quarterback **Dillon Gabriel** completed 14 of 18 passes for 224 yards and two touchdowns in the first quarter, and ran three times for 15 yards and a score, also in the opening 15 minutes. The 239 yards of total offense set the OU record for any quarter. He finished the game 20 for 40 through the air for 259 yards and threw one interception.

► **Eric Gray** rushed 20 times for 90 yards and a touchdown. It was his fifth straight game with a rushing TD.

**OU-TEXAS TECH SERIES**

Oklahoma owns a 23-6 series lead against Texas Tech (20-6 in Big 12 era) and is 9-4 vs. the Red Raiders in Lubbock:

YEAR	SITE	OU/TTU RANK	OU RESULT
2021	H	4/NR	W, 52-21
2020	A	24/NR	W, 62-28
2019	H	6/NR	W, 55-15
2018	A	7/NR	W, 51-46
2017	H	10/NR	W, 49-27
2016	A	16/NR	W, 66-59
2015	H	17/NR	W, 63-27
2014	A	NR/NR	W, 42-30
2013	H	17/10	W, 38-30
2012	A	17/NR	W, 41-20
2011	H	3/NR	L, 38-41
2010	H	19/NR	W, 45-7
2009	A	NR/NR	L, 13-41
2008	H	5/2	W, 65-21
2007	A	3/NR	L, 27-34
2006	H	17/NR	W, 34-24
2005	A	NR/21	L, 21-23
2004	H	2/NR	W, 28-13
2003	A	1/NR	W, 56-25
2002	H	4/24	W, 60-15
2001	A	3/NR	W, 30-13
2000	H	1/NR	W, 27-13
1999	A	NR/NR	L, 28-38
1998	H	NR/NR	W, 20-17
1997	A	NR/NR	W, 32-21
1996	H	NR/NR	L, 12-22
1994	H	21/NR	W, 17-11
1993*	N	19/NR	W, 41-10
1992	A	15/NR	W, 34-9

\* John Hancock Bowl (El Paso, TX)

**2022 TEAM STATS COMPARISON**

	OU	TTU
Points/Game	31.5	32.0
Points Allowed/Game	27.6	27.8
1st Downs/Game	23.3	26.1
1st Downs Allowed/Game	25.3	19.4
Rush Yards/Game	217.2	155.5
Rush Yards Allowed/Game	191.3	162.4
Pass Yards/Game	236.8	295.3
Pass Yards Allowed/Game	245.6	228.6
Total Offense/Game	454.0	446.8
Total Defense/Game	437.0	391.1
INT Thrown/INT Made	7/15	16/6
Turnover Margin	+5	-7
Sacks By/Allowed/Game	2.3/2.0	2.3/3.4
3rd Down Off./Def.	40.0/40.2	36.0/38.6
Red Zone Off./Def.	87/82.6	90.7/74.4
Kickoff Return Average	20.6	20.9
Punt Return Average	13.2	7.5
Penalties/Yards Per Game	5.7/52.3	5.6/45.3
Field Goals	9-13	15-19

**2022 NCAA RANKS COMPARISON**

	OU	TTU
Points/Game	46th	40th
Points Allowed/Game	T83rd	88th
First Downs/Game	30th	6th
First Downs Allowed/Game	130th	49th
Rush Yards/Game	13th	67th
Rush Yards Allowed/Game	114th	83rd
Pass Yards/Game	59th	15th
Pass Yards Allowed/Game	96th	74th
Total Offense/Game	22nd	28th
Total Defense/Game	112th	80th
Turnover Margin	T32nd	T114th
Sacks/Game	T55th	T45th
Sacks Allowed/Game	T60th	T123rd
3rd Down Offense	T55th	96th
3rd Down Defense	81st	68th
Red Zone Offense	42nd	T18th
Red Zone Defense	T60th	14th
Kickoff Return Average	47th	44th
Punt Return Average	12th	67th

**2022 BIG 12 STANDINGS**

	BIG 12	OVERALL
TCU	8-0	11-0
Kansas State	6-2	8-3
Texas	5-3	7-4
Oklahoma State	4-4	7-4
Baylor	4-4	6-5
Texas Tech	4-4	6-5
<b>Oklahoma</b>	<b>3-5</b>	<b>6-5</b>
Kansas	3-5	6-5
West Virginia	2-6	4-7
Iowa State	1-7	4-7

**THIS WEEK'S BIG 12 SCHEDULE**

All times Central

Baylor at Texas, 11 a.m. (Friday) (ESPN)
West Virginia at Okla. State, 11 a.m. (ESPN2)
Iowa State at TCU, 3 p.m. (FOX)
Oklahoma at Texas Tech, 6:30 p.m. (FS1)
Kansas at Kansas State, 7 p.m. (FOX)

► Receiver **Drake Stoops** caught a career-high six passes, all in the first half, for 89 yards. Included were a season-long 33-yarder and a 23-yard touchdown reception, which was his career-high third TD of the year.

► OU's win was its seventh in the last eight meetings against OSU, and 17th in the last 20.

**LAST YEAR VS. TEXAS TECH**

► **Caleb Williams** completed 23 of 30 passes for 402 yards and threw for an Oklahoma-freshman-record-tying six touchdowns, and the OU defense registered three takeaways in a 52-21 home win over Texas Tech on Oct. 30, 2021. The Sooners averaged a season-high 9.8 yards per play in earning their 10th straight victory over the Red Raiders.

► Williams' 402 passing yards were the second most ever by an OU freshman behind only **Landry Jones'** 418 vs. Stanford in the 2009 Sun Bowl (Jones was a redshirt freshman). Williams, who was named Big 12 Offensive Player of the Week and Davey O'Brien National Quarterback of the Week, posted a 255.2 passing efficiency rating, which was the best in the country last season among quarterbacks who attempted at least 30 passes.

► Receivers **Marvin Mims** (135) and **Mario Williams** (100) both cracked the century mark for receiving yards. Mims caught TD passes of 67 yards and 43 yards, while Williams caught a 22-yard score. **Brayden Willis** (8 yards), **Drake Stoops** (12 yards), **Austin Stogner** (9 yards) and **Brian Darby** (42 yards) registered OU's other four receiving touchdowns. Darby's TD reception came from the arm of **Spencer Rattler**, who played the Sooners' final two series of the day and completed all five of his passes for 67 yards.

► OU registered two interceptions (safety **Pat Fields'** first of season and second of career and defensive back **Justin Broiles'** first of career) and a fumble recovery (strip sack by **Isaiah Thomas**; he also recovered the ball) while not committing a turnover. The Sooners were 4 for 6 on third-down conversions and held Tech to a 4-for-13 mark.

► Fields and linebacker **DaShaun White** led OU with eight tackles each, while **Key Lawrence**, in his first action at cornerback, logged seven tackles and two pass breakups. Thomas finished with three tackles, 1.5 tackles for loss, a forced fumble, a fumble recovery and two pass breakups.

► Kicker **Gabe Brkic** made his lone field goal try, a 53-yarder.

**OU'S ROAD SUCCESS**

► Oklahoma has won 30 of its last 36 true road games, with the only losses during that stretch coming in 2019 at Kansas State (48-41), 2020 at Iowa State (37-30), 2021 at Baylor (27-14) and Oklahoma State (37-33), and this season at TCU (55-24) and West Virginia (23-20).

► The 2019 defeat at K-State snapped OU's 22-game true road winning streak (it hadn't lost since Oct 4, 2014, at TCU), which was the second longest such streak nationally since at least the end of World War II. During the 22-game streak, OU outscored foes 1,076-626 (49-28 average) and outgained them by 3,621 yards (583-419 average).

► The Sooners have outgained their opponent in 28 of their last 36 true road games.

► OU has scored at least 30 points in 37 of its last 41 true road games (school-record 35-game streak was stopped last season at Baylor). The next highest total by an FBS team over its last 41 true road contests is 31 (Ohio State).

**MAD RUSH**

► With his 211-yard rushing effort at West Virginia two weeks ago, senior running back **Eric Gray** eclipsed the 1,000-yard mark for the season. Gray has run for 1,203 yards on the year, making him the 27th Sooner (24th running back) to reach the 1,000-yard plateau in a single campaign. Those 27 players have combined for 40 1,000-yard rushing seasons. Gray's 1,203 rushing yards rank 18th in OU single-season history (see chart on this page).

► Since the start of the 2014 season, OU leads the nation with its 11 individual seasons of 1,000 rushing yards. The next most is eight by Appalachian State, Georgia and Navy (none of those three teams have anyone over 750 rushing yards this season). The 11 1,000-yard rushing seasons have come from RB **Samaje Perine** (2014-16), RB **Joe Mixon** (2016), RB **Rodney Anderson** (2017), QB **Kyler Murray** (2018), RB **Kennedy Brooks** (2018-19, 2021), QB **Jalen Hurts** (2019) and Gray. That's at least one 1,000-yard rusher in eight of the last nine seasons (none in the COVID-shortened 2020 campaign).

► Also since the start of 2014, OU leads the country with nine individual 1,000-yard rushing seasons by running backs. The next most is eight by Appalachian State and Georgia.

**FOLLOW THE LEADER**

Oklahoma leads all FBS programs in the following categories:

- Heisman Trophy winners (7; tied)
- Conference championships (50)
- Conference championships since 2000 (14)
- 10-plus-win seasons (4; tied)
- 11-plus win seasons (27)
- 10-plus win seasons since 2000 (18)
- AP top-five finishes (33)
- Wins since end of World War II (689)
- Consensus All-Americans since 1950 (80)
- Heisman finalists over last 22 years (10)
- Points scored since 1999 (12,121)
- No. 1 overall NFL Draft picks since 2010 (3)
- Consecutive years with at least four NFL Draft picks (15)

**OU'S ELEVEN GRAND**

Since the start of the 2014 season, Oklahoma has produced a nation-leading 11 1,000-yard individual rushing seasons. The next most is eight by three schools.

SCHOOL	1,000-YARD SEASONS
<b>Oklahoma</b>	<b>11</b>
Appalachian State	8
Georgia	8
Navy	8
Nine others	7

**GRAY MATTERS**

Senior running back **Eric Gray** has rushed for 1,113 yards this season, which ranks 23rd on Oklahoma's all-time single-season chart. His is one of 40 OU single-season 1,000-yard rushing efforts.

PLAYER	RUSH YARDS	YEAR
1. Adrian Peterson	1,925	2004
2. Billy Sims	1,896	1978
3. Quentin Griffin	1,884	2002
4. Greg Pruitt	1,760	1971
5. Samaje Perine	1,713	2014
6. Billy Sims	1,670	1979
7. Steve Owens	1,649	1968
8. Steve Owens	1,523	1969
9. Samaje Perine	1,349	2015
10. Mike Gaddis	1,344	1991
11. Joe Washington	1,321	1974
12. Jalen Hurts	1,298	2019
13. Jack Mildren	1,289	1971
14. Joe Mixon	1,274	2016
15. Kennedy Brooks	1,253	2021
16. Chris Brown	1,220	2008
17. DeMarco Murray	1,214	2010
<b>18. Eric Gray</b>	<b>1,203</b>	<b>2022</b>
19. De'Mond Parker	1,184	1996
20. Joe Washington	1,173	1973
21. Rodney Anderson	1,161	2017
22. Marcus Dupree	1,144	1982
23. De'Mond Parker	1,143	1997
24. Adrian Peterson	1,108	2005
25. Stanley Wilson	1,095	1981



**2022 HONORS**

- C.J. COLDON (R-SR., DB)**  
Big 12 Newcomer of the Week (11/21)
- DILLON GABRIEL (R-JR., QB)**  
Big 12 Newcomer of the Week (9/12, 10/17)  
Maxwell Award Watch List  
Davey O'Brien Award Watch List  
Walter Camp POY Watch List  
Johnny Unitas Golden Arm Award Watch List  
Big 12 Preseason Newcomer of the Year
- ERIC GRAY (SR., RB)**  
Doak Walker Award Watch List
- ANTON HARRISON (JR., OL)**  
Outland Trophy Watch List
- KASEY KELLEHER (R-5TH YR., LS)**  
Patrick Mannelly Award Watch List
- JONAH LAULU (R-SR., DL)**  
Polynesian College Football Player of the Year Award Watch List
- MARVIN MIMS JR. (JR., WR)**  
Fred Biletnikoff Award Watch List  
Wuerffel Trophy Watch List  
Paul Hornung Award Watch List  
Earl Campbell Award Watch List
- CHRIS MURRAY (5TH YR., OL)**  
Rotary Lombardi Award Watch List
- JALEN REDMOND (R-JR., DL)**  
Chuck Bednarik Award Watch List
- DRAKE STOOPS (R-SR., WR)**  
William V. Campbell Trophy Semifinalist
- MICHAEL TURK (R-5TH YR., P)**  
Ray Guy Award Semifinalist  
Big 12 Special Teams Player of the Week (10/31)  
Preseason All-Big 12 Team
- DAVID UGWOGGBU (SR., LB)**  
Butkus Award Watch List
- THEO WEASE (R-JR., WR)**  
Earl Campbell Award Watch List
- BRAYDEN WILLIS (R-JR., WR)**  
Mackey Award Watch List

**collegepressbox**

Collegepressbox is the official media website for Division I football. Access and download game notes, quotes, statistics, media guides, headshots, logos and more for all FBS schools, conferences, postseason games, awards and the College Football Playoff. For access, please register for an account at collegepressbox.com/register

**NOTING THE OFFENSE**

- ▶ The Sooners have logged more rushes than passes in nine of their 11 games. The lone exceptions were the Kansas State contest when they rushed 34 times and passed 39 times and the Oklahoma State game when they rushed 34 times and threw 40 passes. On the season, OU has 476 rushes and 341 passes (58.3%-41.7%).
- ▶ OU's 45 touchdown drives this season have averaged 7.0 plays, 66.6 yards and just 2:03 of game clock. Twenty-six of the 45 TD drives have taken 2:00 or less, and 37 of the 45 drives have taken less than 3:00.
- ▶ Despite ranking 129th nationally in average time of possession, OU is tied for 17th with its 2.6 plays per game of at least 30 yards.
- ▶ OU has scored on 34 of its 39 red-zone opportunities this season (28 touchdowns and six field goals).
- ▶ Quarterback **Dillon Gabriel** has completed 188 of 303 passes (62.0%) this season for 2,476 yards and 18 touchdowns against five interceptions. He has also rushed for 279 net yards and five touchdowns, including a 61-yard score at Nebraska. Gabriel, who exited OU's game at TCU in the second quarter and missed the game against Texas both due to injury, ranks 36th nationally (second in Big 12) in passing efficiency rating (147.0), 24th in yards per completion (13.2), 30th in yards per pass attempt (8.2), 37th in passing yards per game (247.6) and 42nd in passing TDs.
- ▶ Gabriel's 167 pass attempts before his first interception (five games ago vs. Kansas) were the most by a player to start an OU career, more than doubling the previous record of 80 set by **Jalen Hurts** in 2019. The total also represented the third most consecutive passes attempted without an INT in school history (**Baker Mayfield** had a streak of 200 and **Jason White** had 194).
- ▶ Senior running back **Eric Gray** leads an OU rushing attack that averages a Big 12-leading 217.2 yards per game, as well as 5.0 yards per carry and 2.3 touchdowns per outing. Gray ranks 13th nationally with his 6.5 yards per carry and second in the Big 12 (14th nationally) with his 109.4 rushing yards per game. He paces the team with his 11 rushing TDs. He ran for 102 yards against UTEP, 113 at Nebraska, 114 against Kansas State, 176 against Kansas, 101 at Iowa State, 106 versus Baylor and 211 at West Virginia. Freshman **Jovantae Barnes**, who missed the Iowa State and Baylor games due to injury, is second on the team with his 397 rushing yards (44.1 per game) and averages 4.8 yards per carry. He turned in a 100-yard, two-touchdown game at TCU. Gabriel is second on the team with five rushing TDs while Barnes and redshirt junior **Marcus Major** are tied for third with four rushing scores. Major is averaging 25.2 rushing yards per game and 4.1 yards per rush.
- ▶ Gray and junior receiver **Marvin Mims Jr.** rank second and ninth in the Big 12 in all-purpose yards per game with their 129.3 and 92.9 respective averages. Mims is second in the Big 12 with his 76.7 receiving yards per outing.

**GETTING DEFENSIVE**

- ▶ Oklahoma is tied for second nationally (first among Power Five schools) with its 93 tackles for loss and is tied for fifth with its 360 TFL yardage. OU is tied for third nationally (first in Power Five) by averaging 8.5 TFLs per game.
- ▶ OU has registered an interception in nine of its 11 games this season (in each of the first three and in the last six) and ranks sixth nationally (tied for Big 12 lead) with 15 interceptions overall. The Sooners intercepted three passes at Iowa State, their first game with three interceptions since the 2020 Cotton Bowl vs. Florida. On Saturday, OU picked off four passes against Oklahoma State, its most interceptions in a game since 2015 vs. Texas Tech. Redshirt senior cornerback **C.J. Coldon** leads the team with three interceptions while sophomore safety **Billy Bowman**, sophomore linebacker **Danny Stutsman** and fifth-year linebacker **DaShaun White** each have two interceptions this season.
- ▶ OU has allowed nine total first-half points over the last two games (six at West Virginia and three vs. Oklahoma State), the first time since 2012 it has permitted nine first-half points or fewer over a two-game Big 12 span.
- ▶ Nineteen different players have started a game on defense this season, and those players have made an average of 19.2 career starts. Discounting the four graduate transfers who have started at least one game this season, (DL **Jeffery Johnson** made 44 starts at Tulane and six this year; DB **Trey Morrison** made 41 starts at North Carolina and one this year; DB **Coldon** made 19 starts at Wyoming and two this year; DL **Jonah Lau** made 18 starts at Hawai'i and one this year), OU defensive players have averaged 15.5 starts per player. Only LB **White** (47 career starts) and DB **Justin Broiles** (25 career starts) have been in OU's initial lineup for the equivalent of two full seasons.
- ▶ Stutsman and senior linebacker **David Ugwoegbu** rank first and fourth in the Big 12 with their 100 (9.1 per game) and 93 (8.5 per game) respective total tackles.
- ▶ Since the start of Big 12 play, Ugwoegbu has averaged 9.4 tackles per game. His career-high 15 tackles against Kansas State were the most by a Sooner since the 2018 season and he followed that output with 10 stops at TCU, 10 against Texas, eight vs. Kansas and 10 at West Virginia. He has made at least six tackles in every game this season and double-digit tackles five times. Ugwoegbu has also notched 7.0 tackles for loss, 2.0 sacks and four QB hurries.
- ▶ Stutsman leads the Big 12 with 9.1 tackles per game and ranks second on the team with 9.5 TFLs. He has notched 2.0 sacks, four pass breakups four QB hurries and two interceptions. He established then-career highs in tackles in each of the first two games, logging nine stops against UTEP and 12 (4.0 TFLs) against Kent State before making 10 tackles against Kansas State, 13 against Texas and a career-high 15 at West Virginia. He also tallied 10 stops against Baylor. He has recorded at least seven stops in nine of 11 games and double-digit tackles five times. Prior to his performance vs. Kent State, the last Sooner to register four TFLs in a game was **Ronnie Perkins** at Baylor in 2019.

**VENABLES BY THE NUMBERS**

- Brent Venables was hired as OU's 23rd head coach on Dec. 5, 2021. Here's a look at some of his many accomplishments:
- 0** Losing seasons in his 26 years as a full-time assistant coach (teams finished no worse than 7-5)
  - 3** National championships (2000 at Oklahoma; 2016 and '18 at Clemson)
  - 3** Butkus Award winners (OU's Rocky Calmus [2001] and Teddy Lehman [2003]; Clemson's Isaiah Simmons [2019])
  - 4** Consecutive years Clemson led the nation in tackles for loss (2013-16; also led country in 2018 and was second in 2019 and '20).
  - 8** National championship game appearances (2000, '03, '04 and '08 at OU; 2015, '16, '18 and '19 at Clemson)
  - 8** Times Clemson finished in the top 15 nationally in total defense the last 8 years
  - 10** College Football Playoff games (6 semifinals and 4 championship games) over the last 7 seasons with Clemson
  - 10** Clemson led the nation in sacks, tackles for loss and opponent 3rd-down conversion percentage over his 10 years with the program
  - 13** Number of conference championships (7 at OU, 6 at Clemson)
  - 18** Consensus All-America honors collected by his players (12 at OU)
  - 22** Times his 26 teams won at least 10 games
  - 57** Number of his defensive players picked in the NFL Draft (12 first-rounders)
  - 290** Wins as an assistant coach (against just 57 losses; .836)

**POWER FIVE CONFERENCE TITLES SINCE 2000**

1. Oklahoma	14
2. Ohio State	11
3. Alabama	8
Oregon	8
4. Clemson	7
Florida State	7
7. USC	6
8. LSU	5
9. Michigan	4
Virginia Tech	4
11. Nine programs	3

**FINAL AP TOP-25 APPEARANCES SINCE 2000**

1. Oklahoma	20
2. Ohio State	19
3. Georgia	17
LSU	17
5. Alabama	16
Clemson	16
7. Wisconsin	15
8. Florida State	14
Michigan	14
Oregon	14
Texas	14

**HEISMAN FINALISTS SINCE 2000**

1. Oklahoma	10
2. Alabama	9
3. Ohio State	5
Stanford	5
Florida	4
5. USC	4

**MOST TDs SINCE 2015**

1. Alabama (111 games)	593
2. Oklahoma (103 games)	564
3. Ohio State (100 games)	558
4. Clemson (110 games)	543
5. Memphis (101 games)	494

**ACTIVE BOWL STREAKS**

1. Georgia	25
2. Oklahoma	23
3. Wisconsin	20
4. Alabama	18
5. Clemson	17

**MOST ALL-TIME 10-OR-MORE-WIN SEASONS**

1. Oklahoma	41
Alabama	41
3. Michigan	30
4. Ohio State	29
5. Nebraska	27
USC	27

**MOST WINS SINCE END OF WORLD WAR II (1946-PRESENT)**

1. Oklahoma	690
2. Alabama	655
3. Ohio State	650
4. Penn State	632
5. Texas	616
6. Michigan	608
Georgia	608
8. Nebraska	602
9. USC	592
10. Tennessee	581

► Bowman set career highs in tackles each of the first two weeks (nine vs. UTEP and 11 vs. Kent State) and has registered at least five tackles in five of his eight full games this season. He registered his first career interception against Baylor and another vs. Oklahoma State. Against Kent State, he forced and recovered a fumble on the same play. He entered the TCU game ranked fourth in the league with 33 stops, but missed nearly three full games with an injury (he left the TCU game in the first quarter and missed the next two outings).

► White ranks third on the team with 76 tackles and leads the squad with five pass breakups. He has also recorded 6.0 TFLs and 2.0 sacks. White, who ranks second at OU in career starts among linebackers (47), notched his first career interception in the game against Kansas and set a career high with 14 tackles at Iowa State. He has recorded at least eight tackles in each of OU's last five games and double-digit stops in two of the last four.

► Junior defensive end **Reggie Grimes** and sophomore defensive end **Ethan Downs** are tied for the team lead with 4.5 sacks. Downs also leads OU with 11.0 TFLs and nine QB hurries while Grimes has 7.5 TFLs and five hurries.

**MARVELOUS MARVIN**

► Through 11 games this season, junior wide receiver **Marvin Mims Jr.** ranks third in the Big 12 (27th nationally) with his 17.9 yards per catch and second in receiving yards (844), despite ranking eighth in the league with his 4.3 receptions per game. He also would rank third nationally by averaging 15.2 yards per punt return (137 yards on nine returns) if he met the minimum of 1.2 punt returns per game to qualify in the category.

► Mims is 10 players nationally and one of three true juniors (see chart on this page) who led their team in receiving yards in 2020 and 2021 and is doing it again this season. In his 35 career games (22 starts) he has 118 receptions for 2,159 yards and 18 touchdowns and 35 rushing yards on five carries. Mims has also returned 30 punts for 359 yards (12.0 average) and four kickoffs for 108 yards (27.0 average). He has five career games with two TD receptions, including Sept. 10 vs. Kent State.

► Mims has 17 career receptions of at least 40 yards (registered a 42-yard catch in the season opener against UTEP, a 58-yard TD reception against Kent State, a 50-yard TD against Kansas State, a 63-yard touchdown against Baylor and a 67-yard reception at West Virginia). He is tied with **Ryan Broyles** (2008-11) for the third-most 40-plus-yard receptions in OU history. **CeeDee Lamb** (2017-19) holds the school record with 21 receptions of 40 or more yards. Mims also has 11 career receptions of 50 or more yards, and nine of those have gone for touchdowns.

► Mims registered 32 receptions for 705 yards and five TDs as a sophomore last season. As a freshman in 2020, he led the team with 610 yards and nine touchdowns on 37 receptions. His nine TD catches tied for most in the Big 12, matched the Big 12 record for a true freshman and established a school freshman record. He also became the first OU wide receiver to earn FWAA Freshman All-America honors.

► Mims set the Texas high school state record for receiving yards in a career (5,485) and in a season (2,629 to go along with 32 touchdowns on 117 catches as a senior). He played at Lone Star High School in the city of Frisco.

**TOUCH OF GRAY**

► Senior running back **Eric Gray** ranks 13th nationally by averaging 6.5 yards per carry. He also ranks 14th nationally (second in Big 12) by averaging 109.4 rushing yards per game and 13th with his 1,203 rushing yards. Also a receiving threat, he has caught 31 passes (second most on team) for 219 yards (7.1 average). His 129.8 all-purpose yards per game rank as second most in the Big 12 and 21st most nationally.

► Gray has eclipsed 1,000 rushing yards (1,203) this season for the first time in his career. Over his last five games, he has rushed for 684 yards and eight touchdowns on 108 carries (6.3 average). During the same five-game span, he is tied for 10th nationally in rushing yards (684) and second in yards per carry (6.3; 100-carry minimum).

► Gray is tied for sixth nationally (leads Big 12) with his 38 carries of at least 10 yards and is tied for ninth with his 12 carries of at least 20 yards this season. Thirty-one of his 10-plus-yard carries have come in the last eight games.

► The Memphis, Tenn., product has seven 100-yard rushing games this season: 102 yards vs. UTEP, 113 at Nebraska, 114 vs. Kansas State, 176 yards against Kansas, 101 yards at Iowa State, 106 yards vs. Baylor and a personal OU-best 211 yards at West Virginia. He is the first OU running back to rush for 100-plus yards in four straight games since **Rodney Anderson** during the 2017 season. Gray has rushed for two touchdowns four times (at Nebraska, vs. Kansas, vs. Baylor and at West Virginia).

► Gray caught eight passes in the game against Baylor, matching a career high (also had eight catches vs. Georgia in 2020 while he was playing at Tennessee) and established a career high with 58 receiving yards in the Baylor contest. He was the first Sooner running back to notch eight receptions since current OU running backs coach **DeMarco Murray** had eight catches against Missouri in 2010.

► In 24 games at Oklahoma, Gray has rushed for 1,615 yards and 13 touchdowns on 263 carries (6.1 average) and notched 448 yards and two scores on 54 receptions. For his his career, which includes 1,311 rushing yards and eight TDs and 369 receiving yards and three TDs over 22 games at Tennessee, Gray has totaled 2,926 rushing yards, 817 receiving yards and 26 total touchdowns (21 rushing, five receiving).

**BIG 12 CHAMPIONSHIPS WON**

SCHOOL	TOTAL	YEARS
Oklahoma	14	('00, '02, '04, '06-08, '10, '12, '15-20)
Baylor	3	('13-14, '21)
Texas	3	('96, '05, '09)
Kansas State	2	('03, '12)
Nebraska	2	('97, '99)
Colorado	1	('01)
Oklahoma State	1	('11)
TCU	1	('14)
Texas A&M	1	('98)

**BEST RECORDS SINCE 2015**

SCHOOL	RECORD
1. Alabama	101-10
2. Clemson	99-11
3. Ohio State	90-10
4. Georgia	87-18
5. Oklahoma	84-19

**MIMS JR. WELL-RECEIVED**

OU's **Marvin Mims Jr.** is one of three true juniors nationally who led their team in receiving yards in 2020 and 2021 and is doing it again in 2022.

PLAYER	SCHOOL
Jordan Addison	Pitt/USC
Quentin Johnson	TCU
<b>Marvin Mims Jr.</b>	<b>Oklahoma</b>

### 2022 WEEKLY TEAM CAPTAINS

Oklahoma's 2022 team captains are chosen on a weekly basis. OU's six captains for the Texas Tech game are:

No.	Name	Class	Pos.
22	C.J. Coldon	R-Sr.	DB
0	Eric Gray	Sr.	RB
88	Jordan Kelley	R-Sr.	DL
41	Jake McCoy	R-Jr.	LB
6	Trey Morrison	Sr. <sup>^</sup>	DB
10	Theo Wease	R-Jr.	WR

<sup>^</sup>Super senior

**Game 1:** Justin Broiles, Dillon Gabriel, David Ugwoegbu, DaShaun White, Brayden Willis

**Game 2:** Eric Gray, Reggie Grimes, Chris Murray, Woodi Washington, Theo Wease

**Game 3:** Billy Bowman, Anton Harrison, Drake Stoops, Danny Stutsman, Michael Turk

**Game 4:** Jaden Davis, Ethan Downs, Jeffery Johnson, Marvin Mims, Andrew Raym

**Game 5:** Jordan Kelley, Jonah Lau, McKade Mettauer, Daniel Parker

**Game 6:** Justin Broiles, Chris Murray, David Ugwoegbu, DaShaun White, Brayden Willis

**Game 7:** Ethan Downs, Eric Gray, Kasey Kelleher, Drake Stoops, Woodi Washington

**Game 8:** Reggie Grimes, Anton Harrison, Marvin Mims, Andrew Ray, Danny Stutsman

**Game 9:** Isaiah Coe, Robert Congel, Jalil Farooq, Jonah Lau, Marcus Major

**Game 10:** Billy Bowman, McKade Mettauer, Chris Murray, Jalen Redmond, Michael Turk

**Game 11:** Justin Broiles, Dillon Gabriel, Drake Stoops, David Ugwoegbu, Brayden Willis

### TOP-10 2022 SIGNING CLASS

Head coach Brent Venables' first OU recruiting class featured 21 scholarship players — 16 during the December signing period and five more in February. The class ranked No. 8 nationally by 247Sports, On3 and Rivals, and No. 9 by ESPN. It was ranked fifth best by On3 in terms of average player ranking.

Of the 21 signees, 19 were ranked as four-star prospects on a five-star scale by 247Sports, ESPN, On3 or Rivals.

All 21 signees were high schoolers and hail from eight states: six from Texas, four each from Oklahoma and Florida, two each from California and Nevada, and one each from Colorado, Kansas and Nebraska.

### 2022 OU RECRUITING CLASS

No.	Name	Class	Pos.
4	Nic Anderson*	Fr.	WR
2	Jovantae Barnes*	Fr.	RB
16	Jamarrien Burt	Fr.	DB
7	Nick Evers*	Fr.	QB
1	Jayden Gibson*	Fr.	WR
56	Gracen Halton	Fr.	DL
18	Kaden Helms*	Fr.	DL
45	Kevonte Henry	Fr.	DL
7	Jaren Kanak*	Fr.	LB
10	Kip Lewis*	Fr.	LB
87	Jason Llewellyn*	Fr.	TE
11	Kobie McKinzie*	Fr.	LB
86	Cedric Roberts	Fr.	DL
27	Jayden Rowe	Fr.	DB
27	Gavin Sawchuk	Fr.	RB
76	Jacob Sexton	Fr.	OL
3	Robert Spears-Jennings*	Fr.	DB
91	Alton Tarber	Fr.	DL
79	Jake Taylor	Fr.	OL
32	R Mason Thomas	Fr.	DL
24	Gentry Williams	Fr.	DB

\*Mid-year enrollee

### WILLIS IS MR. VERSATILE

► Fifth-year senior tight end **Brayden Willis** has shown his versatility on the field this season by handling the football in a variety of ways. He leads the team with five touchdown receptions and ranks third with 382 receiving yards and fifth with 28 catches. He has also thrown a touchdown pass and rushed nine times for 24 yards.

► A part-time quarterback during his high school senior season (passed for 521 yards and four touchdowns), Willis completed his only collegiate pass attempt for a 24-yard touchdown to **Marcus Major** in OU's win at Nebraska. As a result of starting QB **Dillon Gabriel's** absence against Texas, Willis lined up as a wildcat quarterback, rushing seven times for 18 yards. Against Kansas, he registered a career-high 102 yards and a 26-yard touchdown catch on five receptions. It was his first career 100-yard receiving game (previous high was 81 at TCU on Oct. 1). His five receptions tied a career high (also had five vs. Kansas State on Sept. 24).

► An Arlington, Texas, product, Willis has made 61 career receptions for 831 yards and 11 touchdowns (13.6 yards per catch). His 25 receptions, 347 yards and five TDs this season all represent career highs. His career-long 78-yard reception also came this year, at TCU.

► Willis also contributes on multiple special teams units (primarily this season on kickoff return, punts and placekicks). In 2021, he made two special teams tackles, and as a true freshman in 2018, blocked a punt against Kansas that was returned for a touchdown.

### TURK'S KEY LEG

► Ray Guy Award semifinalist **Michael Turk** did things last season that no other punter in program history had, and is having a strong 2022 season. Turk leads the Big 12 this year and ranks fourth nationally with his 46.5 yards per punt. He has 18 punts of at least 50 yards, including seven 60-yarders (long of 67).

► In his first year at OU in 2021, Turk set a single-season school record by averaging 51.2 yards per punt, smashing the previous mark of 47.8 yards by **Jack Jacobs** in 1940. In fact, entering 2021, the NCAA single-season record for punting average (min. 30 punts) was 51.0 by Texas A&M's Braden Mann in 2018. Turk surpassed that figure in 2021, but at 51.17 yards per punt he finished just behind San Diego State's Matt Araiza, who averaged 51.19 yards per punt on the year.

► Despite playing in just 22 games as a Sooner, Turk is tied with Jacobs for second in program history with his 14 punts of at least 60 yards. He is two shy of **Tress Way's** record of 16 60-yarders.

► Twenty of Turk's 35 punts in 2021 (57.1%) went at least 50 yards, and eight went at least 60. His 85-yarder vs. Texas was the FBS' second longest of the season and tied for the fourth longest over the last 10 years, and tied for the third longest in Oklahoma history.

► Turk holds five of the top 14 single-game punting averages (min. three punts) in OU annals, including the best and third-best marks (59.7 vs. TCU and 58.0 vs. Texas last season).

► Turk transferred to Oklahoma from Arizona State in August 2021 and promptly earned the starting job. No other punter played for the Sooners last season.

► The 2019 and '20 first-team All-Pac-12 selection averaged 46.2 yards per punt over the last two seasons at ASU and totaled 28 boots that went at least 50 yards. In 2019, he set the FBS single-game record by averaging 63.0 yards (on five punts) vs. Kent State in the season opener.

► Combining his time at ASU and OU, Turk is averaging 46.0 yards per punt (10,912 yards on 237 punts). The FBS career record (min. 150 punts) is 46.3 yards by West Virginia's Todd Sauerbrun (1991-94).

### VENABLES NAMED OU'S 23RD HEAD COACH

► A former 13-year Oklahoma assistant coach who won a national championship with the Sooners and two more with Clemson during an ultra-successful 10-year stint as defensive coordinator, **Brent Venables** was named OU's 23rd head football coach Dec. 5. The 51-year-old Venables served as co-defensive coordinator and linebackers coach at OU from 1999-2003 and as associate head coach, defensive coordinator and linebackers coach from 2004-11 under former head coach **Bob Stoops**. Venables has coached in eight national championship games between his time at OU and Clemson, winning titles with the Sooners in 2000 and Tigers in 2016 and 2018.

► In 26 years as a full-time assistant coach, Venables' teams posted 26 winning seasons, won 13 conference titles, went to 30 bowl games (includes four College Football Playoff National Championship games) and won at least 10 games 21 times.

► Over the last 10 seasons at Clemson (excluding the 2021 Cheez-It Bowl, in which Venables did not coach), the Tigers ranked first nationally in sacks (445; next most is 392), tackles for loss (1,147) and opponent third-down conversion percentage (30.2%), second in opponent pass efficiency rating (111.1) and takeaways (244; tied), third in scoring defense (17.8 ppg) and opponent completion percentage (53.3), fourth in total defense (311.4 ypg) and pass defense (190.5 ypg), fifth in interceptions (148) and sixth in rushing defense (120.9 ypg). They won conference titles each year from 2015-20.

► From 1999-2011, Venables helped Oklahoma to the 2000 national championship, three other national championship game appearances (2003, '04 and '08) and seven Big 12 titles.

► Venables has received national accolades for his coaching and recruiting. He received the Frank Broyles Award in 2016 as the nation's top assistant coach after being named a finalist in 2015 and also in 2006 when the Sooners led the Big 12 in total defense and scoring defense. He was named FootballScoop's Defensive Coordinator of the Year in 2014 and Rivals.com's Recruiter of the Year in 2015.

### OU'S BIG 12 DOMINATION

► Oklahoma's win over Iowa State in the 2020 Big 12 Championship resulted in the Sooners' sixth straight Big 12 title and 14th since 2000 (no other program has won more than three during the span). For perspective, the two Power Five programs with the next most conference titles this millennium are Ohio State (11 in Big Ten) and Oregon (eight in Pac-10/Pac-12).

### CFP APPEARANCES

Oklahoma has made four appearances in the eight-year history of the College Football Playoff, all in the last seven seasons. It is the only Big 12 program to qualify for the event.

PROGRAM	CFPs
Alabama	7
Clemson	6
<b>Oklahoma</b>	<b>4</b>
Ohio State	4
Georgia	2
Notre Dame	2



**SOONERS WHO HAVE GRADUATED**

**DAVIS BEVILLE (R-JR., QB)**

Marketing

**JUSTIN BROILES (R-SR., DB)**

African and African American studies

**ROBERT CONGEL (R-SR., OL)**

Urban and regional development (bachelor's)

Organizational leadership (master's)

**KYLE ERGENBRIGHT (R-SR., OL)**

Finance

**ERIC GRAY (SR., RB)**

Multidisciplinary studies

**JEFFERY JOHNSON (SR., DL)**

Health and wellness

**KASEY KELLEHER (R-SR., LB)**

Human relations

**JORDAN KELLEY (R-SR., LS)**

Criminology

**TREY MORRISON (SR., DB)**

Exercise and sport science

**MICHAEL TURK (R-SR., P)**

Liberal studies

**DASHAUN WHITE (SR., LB)**

Human relations

**BRAYDEN WILLIS (SR., TE)**

Economics

*^ Denotes "super senior"*

**CALMUS, HEUPEL, SELMON ON COLLEGE HALL OF FAME BALLOT**

The National Football Foundation (NFF) and College Hall of Fame announced the 2023 ballot for induction into the College Football Hall of Fame on June 6 and former University of Oklahoma standouts Rocky Calmus, Josh Heupel and Dewey Selmon earned spots among the 80 players listed on the College Hall of Fame from the Football Bowl Subdivision.

One of the nation's top defenders during OU's return to prominence at the beginning of head coach Bob Stoops' tenure, Calmus defined his position. The linebacker earned AP Big 12 Defensive Player of the Year and first-team All-America honors in 2000, won the Butkus Award as the nation's top linebacker as a senior in 2001 and was a finalist for the Nagurski and Bednarik Awards (given to the nation's best defender) and the Lombardi Award (country's top interior player).

The runner-up for the 2000 Heisman Trophy, Josh Heupel became Oklahoma's first consensus All-America quarterback and the first Sooners signal-caller to earn All-America honors since Jack Mildren in 1971. A junior college transfer, Heupel was one of Bob Stoops' first OU recruits and is largely credited with turning an offense that statistically ranked as one of the worst in the nation before his arrival into one of the country's most explosive.

One part of the famed and feared Selmon brothers defensive line trio for Oklahoma's vaunted defenses of the early and mid-1970s, Dewey Selmon starred at both defensive tackle and nose guard. In his four years on campus, the Sooners posted a 43-2-1 record, won four straight Big Eight championships and captured national titles his junior and senior seasons of 1974 and '75. In a 16-13 win over Texas in 1974, he registered 22 tackles, which still stands as the single-game school record by a defensive lineman.

► OU's 14 Big 12 titles are 11 more than the program with the next most. Baylor and Texas have each won three Big 12 championships and are followed by Kansas State and Nebraska (two each), and Colorado, Oklahoma State, TCU and Texas A&M (one each). Colorado and Nebraska left the Big 12 after the 2010 season; Texas A&M departed after 2011.

► Since 2010, OU has won eight Big 12 titles and is followed by Baylor (three) and Kansas State, Oklahoma State and TCU (one each).

► Since 2000, OU has won more Big 12 championships (14) than it has lost home games (13).

► Oklahoma is the only program to win at least three straight Big 12 titles, and it has done so twice (2006-08 and 2015-20). Baylor (2013-14) is the only other program to win two Big 12 championships in a row.

► At 11-1, the Sooners are the only program with a winning record in Big 12 Championship games. Texas (3-3) and Baylor (1-1) have the next best marks.

► Since the start of the 2015 season, OU has posted a 54-10 (.844) record in regular season Big 12 play. The next best mark during the stretch is 43-21 (.672) by Oklahoma State.

► Every OU freshman class from 1999-2019 has won at least one Big 12 championship and all but the 2011 and 2020 freshman classes have won at least two. The 2015, 2016 and 2017 freshman classes each won four.

**HEISMAN U**

► Quarterbacks **Baker Mayfield** and **Kyler Murray** became Oklahoma's sixth and seventh Heisman Trophy winners in 2017 and '18, respectively, moving the Sooners into a tie with Notre Dame and Ohio State for the most Heisman winners. Other OU winners were QB **Sam Bradford** in 2008, QB **Jason White** in 2003, RB **Billy Sims** in 1978, RB **Steve Owens** in 1969 and RB **Billy Vessels** in 1952.

► Quarterback **Jalen Hurts** was the 2019 Heisman Trophy runner-up and became Oklahoma's 11th Heisman finalist, tied with Alabama for most of any school (finalists were first named in 1982). Miami (Fla.) ranks third with nine finalists, Florida ranks fourth with eight and Ohio State ranks fifth with seven.

► OU boasts a nation-leading 10 Heisman finalists in the last 21 years (since 2000). Alabama ranks second with nine while Ohio State and Stanford rank third with five each.

► Oklahoma is the only program to ever produce five Heisman finalists in a four-year period (Hurts in 2019 [runner-up], Murray in 2018 [won], Mayfield in 2017 [won] and Mayfield [finished third] and receiver **Dede Westbrook** [finished fourth] in 2016). With Mayfield's and Murray's wins, OU is the only program to produce different quarterback winners in consecutive seasons.

► OU is tied for the most Heisman runners-up, as well (six). OU's second-place Heisman finishers were **Kurt Burris** (1954), **Greg Pruitt** (1972), **Sims** (1979), **Josh Heupel** (2000), **Adrian Peterson** (2004) and Hurts (2019).

► Oklahoma has produced four Heisman Trophy winners in the last 19 years. Only four other programs have produced four winners ever (Notre Dame and Ohio State seven, USC six and Alabama four).

► An OU quarterback finished in the top four of Heisman voting in five consecutive years (Mayfield fourth in 2015, third in 2016 and first in 2017; Murray first in 2018; Hurts second in 2019).

**COLLEGE FOOTBALL'S BEST**

► During the modern era of college football (since the end of World War II), the Sooners are the nation's No. 1 team with more wins (689) than any other program (next most is 653 by Alabama).

► Oklahoma has finished in the top 5 of the AP poll a nation-leading 33 times.

► OU leads all FBS programs with 50 all-time conference championships. The rest of the top five includes Nebraska (46), Michigan (43), Ohio State (39) and USC (37). The Sooners' 14 league titles since 2000 are the most among Power Five programs (Ohio State ranks second with 11).

► No program has more all-time 10-win seasons than Oklahoma, which is tied with Alabama with 41 (OU has a nation-leading 18 10-win campaigns since 2000). In addition, OU's 27 seasons with at least 11 wins are the most in college football history.

► Since former head coach **Bob Stoops** arrived in Norman in 1999, OU leads the country with its 12,156 points scored, which is 532 more than second-place Boise State (11,624) and 947 more than third-place Oregon (11,209).

► OU's 80 consensus All-Americans since 1950 are the most nationally (Alabama ranks second with 74 and Ohio State third with 72). Since 2000, the Sooners have produced 30 consensus All-Americans, second only to Alabama.

► OU is the only program that has produced at least four NFL Draft picks each of the last 15 years.

**EXTRA POINTS**

► The last two times Oklahoma produced a pair of 100-yard receivers in a game were both against Texas Tech: **Marvin Mims** (135 yards) and **Mario Williams** (100) last year in Norman and **CeeDee Lamb** (185) and **Charleston Rambo** (122) in 2019, also in Norman.

► Oklahoma is tied for first in the Big 12 with 15 interceptions while Texas Tech ranks ninth with six. OU has registered 11 interceptions in its last five games (two vs. Kansas, three at Iowa State, one vs. Baylor, one at West Virginia and four vs. Oklahoma State). Ten Sooners have accounted for the team's 15 pickoffs.

► OU is tied for eighth nationally by allowing just nine passing plays of at least 30 yards this season (0.8 per game).

► Oklahoma has allowed only 30 yards on opponents' 10 punt returns this season. The 3.0 average is the 12th lowest nationally and third lowest in the Big 12.

**SOONERS SIXTH IN ALL-TIME WINS**


PROGRAM	RECORD
1. Michigan	987-352-36
2. Ohio State	953-329-53
3. Alabama	951-334-43
4. Notre Dame	937-334-42
5. Texas	935-389-33
<b>6. Oklahoma</b>	<b>934-336-53</b>
7. Penn State	918-406-42
8. Nebraska	911-417-40
9. USC	866-362-54
10. Tennessee	865-410-53

**MOST CONFERENCE TITLES**

Oklahoma leads all of college football with its 50 conference championships.

PROGRAM	TITLES
<b>Oklahoma</b>	<b>50</b>
Nebraska	46
Michigan	43
Ohio State	39
USC	37

# GAYLORD FAMILY OKLAHOMA MEMORIAL STADIUM



OU's \$160 million stadium renovation and modernization project bowled in the south end of the facility and added premium seating and a 62-foot-by-38-foot video board.

## OKLAHOMA'S PALACE ON THE PRAIRIE

- ▶ Gaylord Family — Oklahoma Memorial Stadium, one of America's most recognized college football cathedrals, is hosting football games for the 100th year this season. Situated on the east side of the Norman campus, this historical facility is the largest sports arena in the state and ranks among the 18 largest on-campus facilities in the nation.
- ▶ In 1921, University of Oklahoma students started a movement for construction of a student union. By 1925, the idea had grown to include a combined football stadium/student union. In the original architect's drawings, the north end of the proposed structure was strikingly similar to the present Oklahoma Memorial Union, which eventually was constructed separately when head coach and athletics director Bennie Owen suggested it would be best to raise funds for a union and a stadium.
- ▶ The field is named Owen Field after Owen, who became a charter member of the National Football Hall of Fame. The first game played at the site took place Oct. 20, 1923 (a 63-7 win over Washington, Mo.).
- ▶ In 1925, the first contest was played in front of the new stands on the west side of the field. The 16,000-seat Oklahoma Memorial Stadium, named in honor of University personnel who died in World War I, was erected at a cost of approximately \$293,000.
- ▶ Expansions increased the stadium's capacity to 32,000 (1929), 55,000 (1949), 61,836 (1957), 71,187 (1975), 75,004 (1980), 72,765 (1998), 82,112 (2003) and 83,489 (2016). With last year's widening of aisles and some seats, capacity dropped to 80,126.
- ▶ In July, 1970 the original natural grass surface was removed and artificial turf was installed. That tartan turf was replaced with super turf before the 1981 season. Owen Field returned to grass in 1994.

## RECENT RENOVATION

- ▶ The OU Board of Regents approved a proposal from OU Athletics on June 25, 2014, to proceed with the development of plans and projects for a major renovation and modernization of the stadium at an estimated cost of \$160 million. The project was carried out entirely from Athletics Department-generated capital funds, bond funds and other private sources.
- ▶ The first phase of the building project was completed prior to the 2016 home opener with a focus on the south end zone. The most visible aspect is a completed south end zone seating bowl, a feature that initially increased the seating capacity to 83,489. The addition of handrails and some seat and aisle widening in 2019 reduced capacity to 80,126.
- ▶ The seating bowl features an expanded concourse, additional restrooms and concessions, and other amenities. The new structure features 22 suites, 60 open-air loge boxes and 1,976 club seats. Club patrons also benefit from two new clubs.
- ▶ Among the most unique features of the new south end zone facility are a pair of open-air fan plazas, one each in the southwest and southeast corners. They each measure at slightly more than 3,000 square feet each and feature a view directly to the game field.
- ▶ All student-athlete services in the new building were moved to the ground floor. That space, completed this past summer, includes a new locker room, strength and conditioning area, training room, nutrition center, meeting rooms and the equipment operation. The third floor of the building houses all of the football offices and the team's video department.
- ▶ The weight room nearly tripled in size to 26,600 square feet and includes a 70-yard turfed, indoor speed and agility training area. The athletic training room also grew substantially to nearly 10,000 square feet.
- ▶ A significantly larger and more detailed video board has replaced the old video board above the north end zone for 2018. The new board is 62 feet x 38 feet (2,356 square feet).

### STADIUM QUICK FACTS

First Game:	Oct. 20, 1923
Result:	OU 63, Washington (Mo.) 7
OU's Stadium Record:	415-90-16 (.812)
Field Name:	Owen Field
Capacity:	80,126
Surface:	Natural Grass
Record Crowd:	88,308 (11/11/17 vs. TCU)

### OU'S STADIUM BESTS

#### INDIVIDUAL

Rushing Yards:	427, Samaje Perine vs. Kansas, 2014
Passing Yards:	500, Landry Jones vs. Okla. State, 2012
Receiving Yards:	208, Ryan Broyles vs. Colorado, 2010
Tackles:	28, Kenneth Murray vs. Army, 2018
Interceptions:	3 (three players)
Sacks:	5, Cedric Jones vs. Texas Tech, 1994

#### TEAM

Rushing Yards:	768 vs. Kansas State, 1988
Passing Yards:	512 vs. Oklahoma State, 2012
Total Yards:	829 vs. Kansas State, 1988
Points:	79 vs. North Texas, 2007
First Downs:	44 vs. Oklahoma State, 2012





# BRENT VENABLES

**NAMED OU'S 23RD HEAD COACH DEC. 5, 2021 • FORMER K-STATE/OKLAHOMA/CLEMSON ASSISTANT THREE NATIONAL CHAMPIONSHIPS (ONE WITH OKLAHOMA, TWO WITH CLEMSON) EIGHT NATIONAL CHAMPIONSHIP GAME APPEARANCES • COACHED IN 32 BOWL GAMES 13 CONFERENCE CHAMPIONSHIPS • THREE-TIME BROYLES AWARD FINALIST (2016 WINNER)**

**A** former 13-year University of Oklahoma assistant coach who won a national championship with the Sooners and two more with Clemson University during an ultra-successful 10-year stint as defensive coordinator, Brent Venables was named OU's 23rd head football coach Dec. 5, 2021.

The 51-year-old Venables served as co-defensive coordinator and linebackers coach at Oklahoma from 1999-2003 and as associate head coach, defensive coordinator and linebackers coach from 2004-11 under former head coach Bob Stoops. Venables has coached in eight national championship games between his time at OU and Clemson, winning titles with the Sooners in 2000 and Tigers in 2016 and 2018. In 26 years as a full-time assistant coach, Venables' teams posted 26 winning seasons, won 13 conference titles, went to 30 bowl games (includes four College Football Playoff National Championship games) and won at least 10 games 22 times.

Since joining Clemson prior to the 2012 season, Venables constructed one of the nation's top defenses. Over the last 10 years, the Tigers ranked first nationally in sacks (445; next most was 392), tackles for loss (1,159) and opponent third-down conversion percentage (30.2%), second in opponent pass efficiency rating (111.1) and takeaways (244; tied), third in scoring defense (17.8 ppg) and opponent completion percentage (53.3), fourth in total defense (311.4 ypg) and pass defense (190.5 ypg), fifth in interceptions (148) and sixth in rushing defense (120.9 ypg). They won conference titles each year from 2015-20.

Since 2000, Venables has coached eight national award winners and 18 consensus All-Americans. In that time, 57 defensive players under his guidance have been selected in the NFL Draft (12 first-rounders), including 15 linebackers, two of whom were first-round picks.

As a defensive coordinator and linebackers coach, Venables has produced winners of three Butkus Awards (OU's Rocky Calmus in 2001 and Teddy Lehman in 2003, and CU's Isaiah Simmons in 2019), two Nagurski Awards (OU's Roy Williams in 2001 and Derrick Strait in 2003), two Thorpe Awards (Williams in 2001 and Strait in 2003) and one Bednarik Award (Lehman in 2003). And in 2018, Clemson defensive tackle Christian Wilkins was the school's first winner of William V. Campbell Trophy, known as the "Academic Heisman."

Venables has received national accolades for his coaching and recruiting. He received the Frank Broyles Award in 2016 as the nation's top assistant coach after being named a finalist in 2015. He was named FootballScoop's Defensive Coordinator of the Year in 2014 and Rivals.com's Recruiter of the Year in 2015.

Venables' defensive units have been remarkably consistent over the last decade. Each of the last eight Clemson defenses have ranked in the top 15 nationally in yards allowed and seven of the last eight have ranked in the top 20 in points allowed. Over the last eight years, his units have ranked first (in 2014), 10th, eighth, fourth, fifth, sixth, 15th and ninth (last season) in total defense. Additionally, his units ranked first or second in the ACC in total defense each of the last eight years (ranked first in six of those seasons).

Under Venables' tutelage this year, Clemson ranks second nationally in scoring defense (15.0 ppg) and red zone defense (62.1 conversion percentage), fourth in sacks (3.4 per game), eighth in rushing defense (98.8 ypg) and ninth in total defense (308.4 ypg).

## THE VENABLES FILE

Hometown.....Salina, Kan.  
 High School.....Salina South, 1989  
 College.....Kansas State, 1992  
 Family.....Wife, Julie  
 .....Sons, Jake and Tyler  
 .....Daughters, Laney and Addie

## AS AN ASSISTANT COACH

Years.....26  
 Combined Record.....290-57  
 Conference Championships.....13  
 National Championships.....3  
 National Championship Game Appearances.....8

Venables' 2020 Clemson defense tied for the national lead with 46 sacks, despite no player producing more than 4.5 sacks individually. His 2019 unit allowed fewer than 300 yards of total offense in each of its first 12 games of the season, the first defense nationally since at least 1996 to accomplish that feat. Clemson held 16 straight opponents to 20 or fewer points across the 2018-19 seasons, the best streak at the school since the 1937-40 seasons.

Clemson's 2018 squad led the nation in scoring defense (13.1 ppg) for the first time in school history and set a program record by recording 54 sacks.

Venables' Clemson defenses have ranked among the top 10 nationally in sacks each year since 2014 and ranked in the top 10 in tackles for loss from 2013-20. The units led the nation in TFLs every year from 2013-16. The Tigers also ranked among the top 50 nationally in takeaways in each of his 10 seasons.

From 1999-2011, Venables helped Oklahoma to the 2000 national championship, three other national championship game appearances (2003, '04 and '08) and seven Big 12 titles. He was a finalist for the Broyles Award in 2006 when OU led the Big 12 in total defense and scoring defense.

Oklahoma linebackers under Venables' direction earned three Big 12 Defensive Player of the Year awards, five Big 12 Defensive Newcomer of the Year accolades and six first-team All-America honors. Ten of his OU linebackers — and 31 defensive players overall — were taken in the 2000-12 NFL Drafts.

While Venables was at Oklahoma, the Sooners ranked among the top 16 nationally in total defense eight times (including each year from 2000-06) and among the top 20 in scoring defense eight times. OU led the Big 12 in scoring defense on four occasions (2000, '04, '06, '11) and topped the league in total defense three times (2003, '04, '06).

Prior to joining Stoops' first staff at Oklahoma, Venables coached linebackers at Kansas State (1996-98), holding the title of defensive running game coordinator in 1998, and served as a graduate assistant at K-State under Bill Snyder from 1993-95.

As a player at Kansas State (1991-92), Venables earned honorable mention All-Big Eight honors in 1992 after registering 124 tackles. He began his collegiate career at Garden City (Kan.) Community College (1989-90), where he earned All-America honors after recording 276 tackles.

A native of Salina, Kan., Venables received his bachelor's degree in political science from Kansas State in 1992. He and his wife Julie have four children: sons Jake and Tyler and daughters Laney and Addie.

## COACHING HISTORY

**2022: Oklahoma**  
 Head Coach  
**2018-21: Clemson**  
 Associate Head Coach, Defensive Coordinator, Linebackers  
**2012-17: Clemson**  
 Defensive Coordinator, Linebackers  
**2004-11: Oklahoma**  
 Associate Head Coach, Defensive Coordinator, Linebackers  
**1999-03: Oklahoma**  
 Co-Defensive Coordinator, Linebackers  
**1998: Kansas State**  
 Linebackers/Defensive Run Game Coord.  
**1996-97: Kansas State**  
 Linebackers  
**1993-95: Kansas State**  
 Graduate Assistant

## BOWLS COACHED (32)

Year	Bowl	School
2020	Sugar (CFP)	Clemson
2019	CFP NCG	Clemson
2019	Fiesta (CFP)	Clemson
2018	CFP NCG	Clemson
2018	Cotton (CFP)	Clemson
2017	Sugar (CFP)	Clemson
2016	CFP NCG	Clemson
2016	Fiesta (CFP)	Clemson
2015	CFP NCG	Clemson
2015	Orange (CFP)	Clemson
2014	Russell Athletic	Clemson
2013	Orange	Clemson
2012	Chick-fil-A	Clemson
2011	Insight	Oklahoma
2010	Fiesta	Oklahoma
2009	Sun	Oklahoma
2008	BCS NCG	Oklahoma
2007	Fiesta	Oklahoma
2006	Fiesta	Oklahoma
2005	Holiday	Oklahoma
2004	Orange (BCS NCG)	Oklahoma
2003	Sugar (BCS NCG)	Oklahoma
2002	Rose	Oklahoma
2001	Cotton	Oklahoma
2000	Orange (BCS NCG)	Oklahoma
1999	Independence	Oklahoma
1998	Alamo	Kansas State
1997	Fiesta	Kansas State
1996	Cotton	Kansas State
1995	Holiday	Kansas State
1994	Aloha	Kansas State
1993	Copper	Kansas State



# OKLAHOMA COACHING STAFF



**Brent Venables**  
Head Coach



**Jeff Lebby**  
Offensive Coordinator/  
Quarterbacks



**Ted Roof**  
Defensive Coordinator/  
Linebackers



**Todd Bates**  
Associate Head Coach/Co-De-  
fensive Coord./Run Defense/  
Defensive Tackles



**Bill Bedenbaugh**  
Offensive Line



**Miguel Chavis**  
Defensive Ends



**Joe Jon Finley**  
Tight Ends



**Brandon Hall**  
Safeties



**DeMarco Murray**  
Running Backs



**Jay Valai**  
Co-Defensive Coordinator/  
Pass Defense/Cornerbacks and  
Nickelbacks



**L'Damian Washington**  
Wide Receivers (Interim)



**Jerry Schmidt**  
Director of Sports  
Enhancement and Strength  
and Conditioning

No.	Player	Pos.	Ht.	Wt.	Yr.	Hometown (Previous School)
0	Eric Gray*	RB	5-10	210	Sr.	Memphis, Tenn. (University of Tennessee)
0	Woodi Washington**	DB	5-11	196	R-Jr.	Murfreesboro, Tenn. (Oakland HS)
1	Joshua Eaton**	DB	6-1	183	Jr.	Houston, Texas (Aldine MacArthur HS)
1	Jayden Gibson	WR	6-5	195	Fr.	Winter Garden, Fla. (West Orange HS)
2	Jovantae Barnes	RB	6-0	200	Fr.	Las Vegas, Nev. (Desert Pines HS)
2	David Ugwoegbu***	LB	6-4	250	Sr.	Katy, Texas (Seven Lakes HS)
3	Jalil Farooq*	WR	6-1	203	So.	Lanham, Md. (Dr. Henry A. Wise Jr. HS)
3	Robert Spears-Jennings	DB	6-1	208	Fr.	Broken Arrow, Okla. (Broken Arrow HS)
4	Nic Anderson	WR	6-4	200	Fr.	Katy, Texas (Katy HS)
4	Jaden Davis***	DB	5-10	183	Sr.	Fort Lauderdale, Fla. (St. Thomas Aquinas HS)
5	Micah Bowers	QB	5-11	190	R-So.	Las Vegas, Nev. (Penn State University)
5	Billy Bowman*	DB	5-10	190	So.	Denton, Texas (Ryan HS)
6	LV Bunkley-Shelton	WR	5-11	195	R-So.	Compton, Calif. (Arizona State University)
6	Trey Morrison	DB	5-9	188	Sr.*	Norcross, Ga. (University of North Carolina)
7	Nick Evers	QB	6-3	185	Fr.	Flower Mound, Texas (Flower Mound HS)
7	Jaren Kanak	LB	6-2	225	Fr.	Hays, Kan. (Hays HS)
8	Dillon Gabriel	QB	5-11	203	R-Jr.	Millilani, Hawai'i (UCF)
8	Jonah Lauu	DL	6-5	265	R-Sr.	Las Vegas, Nev. (University of Hawai'i)
9	D.J. Graham**	WR	6-0	190	Jr.	Fort Worth, Texas (Keller Central HS)
9	Brayden Willis****	TE	6-4	240	Sr.*	Arlington, Texas (James Martin HS)
10	Kip Lewis	LB	6-1	201	Fr.	Carthage, Texas (Carthage HS)
10	Theo Wease**	WR	6-3	205	R-Jr.	Allen, Texas (Allen HS)
11	Davis Beville	QB	6-6	225	R-Jr.	Greenville, S.C. (University of Pittsburgh)
11	Kobie McKinzie	LB	6-2	238	Fr.	Lubbock, Texas (Lubbock-Cooper HS)
12	Key Lawrence*	DB	6-1	210	Jr.	Nashville, Tenn. (University of Tennessee)
12	Drake Stoops***	WR	5-10	190	R-Sr.	Norman, Okla. (Norman North HS)
13	J.J. Hester	WR	6-4	200	R-So.	Tulsa, Okla. (University of Missouri)
13	Shane Whitter**	LB	6-0	225	Jr.	Burlington, N.C. (Walter M. Williams HS)
14	General Booty	QB	6-2	190	So.	Allen, Texas (Tyler Junior College)
14	Reggie Grimes**	DL	6-4	270	Jr.	Antioch, Tenn. (Ravenwood HS)
15	Bryson Washington*	DB	6-2	190	R-So.	Los Angeles, Calif. (C.E. King HS [TX])
16	Jamarrien Burt	DB	6-0	185	Fr.	Ocala, Fla. (Forest HS)
16	Brian Darby**	WR	6-0	202	Jr.	College Station, Texas (A&M Consolidated HS)
17	Diamond Harmon*	DB	6-0	180	So.	Richmond, Va. (Highland Springs HS)
17	Marvin Mims Jr.**	WR	5-11	182	Jr.	Frisco, Texas (Lone Star HS)
18	Kaden Helms	TE	6-5	225	Fr.	Bellevue, Neb. (Bellevue West HS)
19	Ralph Rucker	QB	6-0	207	R-Fr.	Lucas, Texas (Lovejoy HS)
19	Maureese Wren	DL	6-3	245	R-Sr.	Mesquite, Texas (Texas State University)
20	Clayton Smith	DL	6-4	245	R-Fr.	Queen City, Texas (Texas HS)
21	Kendall Dennis	DB	5-11	187	R-So.	Lakeland, Fla. (Lakeland HS)
21	Bentavious Thompson	RB	6-0	190	R-Sr.*	Miami, Fla. (UCF)
22	C.J. Coldon	DB	5-11	179	R-Sr.	Belleville, Ill. (University of Wyoming)
22	Daniel Parker	TE	6-2	245	Sr.*	Kansas City, Mo. (University of Missouri)
23	Emeka Megwa	RB	6-0	207	R-Fr.	Fort Worth, Texas (University of Washington)
23	DaShaun White****	LB	6-0	222	Sr.*	North Richland Hills, Texas (Richland HS)
24	Marcus Major**	RB	6-0	225	R-Jr.	Oklahoma City, Okla. (Millwood HS)
24	Gentry Williams	DB	6-0	170	Fr.	Tulsa, Okla. (Booker T. Washington HS)
25	Justin Broiles****	DB	5-11	195	R-Sr.*	Oklahoma City, Okla. (John Marshall HS)
25	Jaden Knowles*	RB	5-8	195	R-Sr.	Kennedale, Texas (Southwestern Okla. State Univ.)
26	Kani Walker	DB	6-2	205	R-Fr.	Suwanee, Ga. (University of Louisville)
27	Jayden Rowe	DB	6-2	211	Fr.	Tulsa, Okla. (Union HS)
27	Gavin Sawchuk	RB	5-11	187	Fr.	Littleton, Colo. (Valor Christian HS)
28	Danny Stutsman*	LB	6-4	240	So.	Windermere, Fla. (Foundation Academy)
29	Jordan Mukes*	DB	6-1	207	So.	Midwest City, Okla. (Choctaw HS)
29	Tawee Walker	RB	5-9	217	So.	Peoria, Ariz. (Palomar College [Calif.])
31	Jalen Redmond**	DL	6-3	292	R-Jr.	Midwest City, Okla. (Midwest City HS)
31	Jackson Sumlin*	TE	6-2	220	R-So.	Tucson, Ariz. (Salpointe Catholic HS)
32	R Mason Thomas	DL	6-2	222	Fr.	Fort Lauderdale, Fla. (Cardinal Gibbons HS)
33	Marcus Stripling***	DL	6-3	245	Sr.	Houston, Texas (Mayde Creek HS)
34	Zach Schmit	K/P	5-10	185	R-So.	Oklahoma City, Okla. (Bishop McGuinness HS)
36	Josh Plaster	K/P	6-0	190	R-Jr.	Flower Mound, Texas (Arizona State Univ.)
36	Ty Taylor	CB	5-11	180	R-Sr.	La Marque, Texas (Abilene Christian University)
37	Justin Harrington	DB	6-3	215	R-Sr.	Raleigh, N.C. (Bakersfield [Calif.] College)
37	Michael Turk*	P	6-0	231	R-Sr.*	Dallas, Texas (Arizona State University)
38	Owen Heinecke	DB	6-2	202	R-Fr.	Tulsa, Okla. (Ohio State University)
39	Peter Schuh	DB	5-7	182	Fr.	Montvale, N.J. (St. Joseph Regional HS)
40	Ethan Downs*	DL	6-4	260	So.	Weatherford, Okla. (Weatherford HS)
41	Jake McCoy**	LB	6-3	228	R-Jr.	Edmond, Okla. (Edmond North HS)
43	Ryan Peoples	DB	5-11	187	R-Sr.	Norman, Okla. (Oklahoma City CC)
44	Kelvin Gilliam	DL	6-3	293	R-Fr.	Richmond, Va. (Highland Springs HS)
46	Gavin Marshall	K	6-1	195	Fr.	Frisco, Texas (Frisco HS)
46	Gabriel McDaniel	DB	5-10	165	R-So.	Nashville, Tenn. (Middle Tennessee State Univ.)
47	Brady Braun	P	6-0	235	Fr.	Indianapolis, Ind. (Bishop Chatard HS)

No.	Player	Pos.	Ht.	Wt.	Yr.	Hometown (Previous School)
48	Eric Windham	DB	5-10	190	R-Jr.	Southlake, Texas (Carroll Senior HS)
49	Pierce Hudgens	DB	6-1	200	R-So.	Flower Mound, Texas (Flower Mound HS)
50	Ben Anderson	LS	6-5	240	Fr.	Charlotte, N.C. (Charlotte Latin School)
51	Kasey Kelleher****	LS	5-11	230	R-Sr.*	Peninsula, Ohio (Woodridge HS)
55	Aaryn Parks	OL	6-4	300	R-So.	Seat Pleasant, Md. (National Christian Academy)
56	Gracen Halton	DL	6-2	277	Fr.	San Diego, Calif. (St. Augustine HS)
56	Chris Murray**	OL	6-2	308	Sr.*	Palmdale, Calif. (UCLA)
57	Gunnar Allen	OL	6-0	295	Fr.	Aledo, Texas (Aledo HS)
58	Ethan Lane	LS	5-11	230	R-So.	Dallas, Texas (Jesuit College Prep. School of Dallas)
59	Savion Byrd	OL	6-5	310	R-Fr.	Cedar Hill, Texas (Duncanville HS)
60	Tyler Guyton	OL	6-7	320	R-So.	Manor, Texas (TCU)
63	Kyle Ergenbright	OL	6-5	305	R-Sr.*	Midwest City, Okla. (Univ. of Northern Colorado)
64	Wanya Morris*	OL	6-6	310	Sr.	Grayson, Ga. (University of Tennessee)
66	Robert Congel*	OL	6-4	322	R-Sr.*	Greenwood Village, Colo. (Univ. of Arizona)
69	Nate Anderson	OL	6-4	292	R-So.	Frisco, Texas (Rick Reedy HS)
70	Brey Walker***	OL	6-7	355	R-Sr.	Moore, Okla. (Westmoore HS)
71	Anton Harrison**	OL	6-5	315	Jr.	Washington, D.C. (Archbishop Carroll HS)
72	McKade Mettauer	OL	6-4	310	R-Jr.	The Woodlands, Texas (University of California)
73	Andrew Raym**	OL	6-4	305	Jr.	Broken Arrow, Okla. (Broken Arrow HS)
74	Marcus Alexander	OL	6-4	325	R-Jr.	Sunnyvale, Texas (Sunnyvale HS)
75	Cullen Montgomery	OL	6-4	330	R-Fr.	Pearland, Texas (Episcopal HS)
76	Jacob Sexton	OL	6-6	312	Fr.	Edmond, Okla. (Deer Creek HS)
77	Jeffery Johnson	DL	6-2	305	Sr.*	Brookhaven, Miss. (Tulane University)
78	Marcus Hicks	OL	6-6	302	R-Jr.	Wichita, Kan. (Northwest HS)
79	Jake Taylor	OL	6-6	300	Fr.	Las Vegas, Nev. (Bishop Gorman HS)
81	Trevon West*	WR	5-11	180	Jr.	Arlington, Texas (Lamar HS)
82	Gavin Freeman	WR	5-8	173	Fr.	Oklahoma City, Okla. (Heritage Hall HS)
83	Major Melson	WR	5-10	180	R-So.	Mansfield, Texas (Legacy HS)
84	Carsten Groos	TE	6-4	240	R-So.	Austin, Texas (Anderson HS)
85	Davion Woolen	WR	6-2	188	Fr.	Frisco, Texas (Wakeland HS)
86	Cedric Roberts	DL	6-3	275	Fr.	Pflugerville, Texas (Hendrickson HS)
87	Jason Llewellyn	TE	6-5	250	Fr.	Aledo, Texas (Aledo HS)
88	Dallas Dudley	WR	6-2	190	Fr.	Flower Mound, Texas (Marcus HS)
88	Jordan Kelley**	DL	6-4	288	R-Sr.	Tulsa, Okla. (Union HS)
89	Damon Smith*	WR	6-1	198	R-Jr.	Keller, Texas (Keller HS)
90	Josh Ellison**	DL	6-3	300	Sr.	College Station, Texas (Blinn College)
91	Alton Tarber	DL	6-2	322	Fr.	Deerfield Beach, Fla. (Deerfield Beach HS)
92	Kori Roberson**	DL	6-3	285	R-Jr.	Houston, Texas (Manvel HS)
93	Reed Lindsey	DL	6-4	268	R-Jr.	Clinton, Okla. (Clinton HS)
94	Isaiah Coe*	DL	6-2	305	R-Jr.	Homewood, Ill. (Iowa Western CC)
98	Hayden Bray	DL	6-4	265	R-Fr.	Austin, Texas (Westlake HS)

**PRONUNCIATION GUIDE**

<i>Jovantae Barnes</i>	<i>jo-VON-tay</i>	<i>McKade Mettauer</i>	<i>meh-TAW-yer</i>
<i>Davis Beville</i>	<i>BEV-ull</i>	<i>Wanya Morris</i>	<i>WAHN-yay</i>
<i>Savion Byrd</i>	<i>SAY-vee-ahn</i>	<i>Jordan Mukes</i>	<i>MYEWKS (one syllable)</i>
<i>Robert Congel</i>	<i>CON-jull</i>	<i>Andrew Raym</i>	<i>RAIM</i>
<i>Nick Evers</i>	<i>EV-erz</i>	<i>Kori Roberson</i>	<i>RO-ber-son</i>
<i>Jalil Farooq</i>	<i>juh-LIL fuh-RUKE</i>	<i>Peter Schuh</i>	<i>SHOO</i>
<i>Carsten Groos</i>	<i>same as the word "gross"</i>	<i>Danny Stutsman</i>	<i>STUHTS-min</i>
<i>Diamond Harmon</i>	<i>DAY-mond</i>	<i>David Ugwoegbu</i>	<i>uh-GWAY-boo</i>
<i>Anton Harrison</i>	<i>AN-tahn</i>	<i>Kani Walker</i>	<i>kuh-NAI</i>
<i>Jaren Kanak</i>	<i>JAIR-in CAN-ick</i>	<i>Tawee Walker</i>	<i>TAH-wee</i>
<i>Kasey Kelleher</i>	<i>KELL-uh-her</i>	<i>Theo Wease</i>	<i>WEESE</i>
<i>Jonah Lauu</i>	<i>lah-OO-loo</i>	<i>Trevon West</i>	<i>TRAY-von</i>
<i>Jason Llewellyn</i>	<i>loo-WELL-in</i>	<i>Davion Woolen</i>	<i>DAY-vee-on</i>

\* Indicates number of letters earned at Oklahoma  
 ^ Indicates "super senior" (was also a senior in 2021)  
 Last updated Nov. 14, 2022  
 Weights as of Aug. 17, 2022



No.	Player	Pos.	Ht.	Wt.	Yr.	Hometown (Previous School)
74	Marcus Alexander	OL	6-4	325	R-Jr.	Sunnyvale, Texas (Sunnyvale HS)
57	Gunnar Allen	OL	6-0	295	Fr.	Aledo, Texas (Aledo HS)
50	Ben Anderson	LS	6-5	240	Fr.	Charlotte, N.C. (Charlotte Latin School)
69	Nate Anderson	OL	6-4	292	R-So.	Frisco, Texas (Rick Reedy HS)
4	Nic Anderson	WR	6-4	200	Fr.	Katy, Texas (Katy HS)
2	Jovantae Barnes	RB	6-0	200	Fr.	Las Vegas, Nev. (Desert Pines HS)
11	Davis Beville	QB	6-6	225	R-Jr.	Greenville, S.C. (University of Pittsburgh)
14	General Booty	QB	6-2	190	So.	Allen, Texas (Tyler Junior College)
5	Micah Bowns	QB	5-11	190	R-So.	Las Vegas, Nev. (Penn State University)
5	Billy Bowman*	DB	5-10	190	So.	Denton, Texas (Ryan HS)
47	Brady Braun	P	6-0	235	Fr.	Indianapolis, Ind. (Bishop Chatard HS)
98	Hayden Bray	DL	6-4	265	R-Fr.	Austin, Texas (Westlake HS)
25	Justin Broiles***	DB	5-11	195	R-Sr.^	Oklahoma City, Okla. (John Marshall HS)
6	LV Bunkley-Shelton	WR	5-11	195	R-So.	Compton, Calif. (Arizona State University)
16	Jamarrien Burt	DB	6-0	185	Fr.	Ocala, Fla. (Forest HS)
59	Savion Byrd	OL	6-5	310	R-Fr.	Cedar Hill, Texas (Duncanville HS)
94	Isaiah Coe*	DL	6-2	305	R-Jr.	Homewood, Ill. (Iowa Western CC)
22	C.J. Coldon	DB	5-11	185	R-Sr.	Belleville, Ill. (University of Wyoming)
66	Robert Congel*	OL	6-4	322	R-Sr.^	Greenwood Village, Colo. (Univ. of Arizona)
16	Brian Darby**	WR	6-0	202	Jr.	College Station, Texas (A&M Consolidated HS)
4	Jaden Davis***	DB	5-10	183	Sr.	Fort Lauderdale, Fla. (St. Thomas Aquinas HS)
21	Kendall Dennis	DB	5-11	187	R-So.	Lakeland, Fla. (Lakeland HS)
40	Ethan Downs*	DL	6-4	260	So.	Weatherford, Okla. (Weatherford HS)
88	Dallas Dudley	WR	6-2	190	Fr.	Flower Mound, Texas (Marcus HS)
1	Joshua Eaton**	DB	6-1	183	Jr.	Houston, Texas (Aldine MacArthur HS)
90	Josh Ellison**	DL	6-3	300	Sr.	College Station, Texas (Blinn College)
63	Kyle Ergenbright	OL	6-5	305	R-Sr.^	Midwest City, Okla. (Univ. of Northern Colorado)
7	Nick Evers	QB	6-3	185	Fr.	Flower Mound, Texas (Flower Mound HS)
3	Jalil Farooq*	WR	6-1	203	So.	Lanham, Md. (Dr. Henry A. Wise Jr. HS)
82	Gavin Freeman	WR	5-8	173	Fr.	Oklahoma City, Okla. (Heritage Hall HS)
8	Dillon Gabriel	QB	5-11	203	R-Jr.	Milliani, Hawai'i (UCF)
1	Jayden Gibson	WR	6-5	195	Fr.	Winter Garden, Fla. (West Orange HS)
44	Kelvin Gilliam	DL	6-3	293	R-Fr.	Richmond, Va. (Highland Springs HS)
9	D.J. Graham**	WR	6-0	190	Jr.	Fort Worth, Texas (Keller Central HS)
0	Eric Gray*	RB	5-10	210	Sr.	Memphis, Tenn. (University of Tennessee)
14	Reggie Grimes**	DL	6-4	270	Jr.	Antioch, Tenn. (Ravenwood HS)
84	Carsten Groos	TE	6-4	240	R-So.	Austin, Texas (Anderson HS)
60	Tyler Guyton	OL	6-7	320	R-So.	Manor, Texas (TCU)
56	Gracen Halton	DL	6-2	277	Fr.	San Diego, Calif. (St. Augustine HS)
17	Diamond Harmon*	DB	6-0	180	So.	Richmond, Va. (Highland Springs HS)
37	Justin Harrington	DB	6-3	215	R-Sr.	Raleigh, N.C. (Bakersfield [Calif.] College)
71	Anton Harrison**	OL	6-5	315	Jr.	Washington, D.C. (Archbishop Carroll HS)
38	Owen Heinecke	DB	6-2	202	R-Fr.	Tulsa, Okla. (Ohio State University)
18	Kaden Helms	TE	6-5	225	Fr.	Bellevue, Neb. (Bellevue West HS)
13	J.J. Hester	WR	6-4	200	R-So.	Tulsa, Okla. (University of Missouri)
78	Marcus Hicks	OL	6-6	302	R-Jr.	Wichita, Kan. (Northwest HS)
49	Pierce Hudgens	DB	6-1	200	R-So.	Flower Mound, Texas (Flower Mound HS)
77	Jeffery Johnson	DL	6-2	305	Sr.^	Brookhaven, Miss. (Tulane University)
7	Jaren Kanak	LB	6-2	225	Fr.	Hays, Kan. (Hays HS)
51	Kasey Kelleher****	LS	5-11	230	R-Sr.^	Peninsula, Ohio (Woodridge HS)
88	Jordan Kelley**	DL	6-4	288	R-Sr.	Tulsa, Okla. (Union HS)
25	Jaden Knowles*	RB	5-8	195	R-Sr.	Kennedale, Texas (Southwestern Okla. State Univ.)
58	Ethan Lane	LS	5-11	230	R-So.	Dallas, Texas (Jesus College Prep. School of Dallas)
8	Jonah Lauu	DL	6-5	265	R-Sr.	Las Vegas, Nev. (University of Hawai'i)
12	Key Lawrence*	DB	6-1	210	Jr.	Nashville, Tenn. (University of Tennessee)
10	Kip Lewis	LB	6-1	201	Fr.	Carthage, Texas (Carthage HS)
93	Reed Lindsey	DL	6-4	268	R-Jr.	Clinton, Okla. (Clinton HS)
87	Jason Llewellyn	TE	6-5	250	Fr.	Aledo, Texas (Aledo HS)
24	Marcus Major**	RB	6-0	220	R-Jr.	Oklahoma City, Okla. (Millwood HS)
46	Gavin Marshall	K	6-1	195	Fr.	Frisco, Texas (Frisco HS)
41	Jake McCoy**	LB	6-3	228	R-Jr.	Edmond, Okla. (Edmond North HS)
46	Gabriel McDaniel	DB	5-10	165	R-So.	Nashville, Tenn. (Middle Tennessee State Univ.)
11	Kobie McKinzie	LB	6-2	238	Fr.	Lubbock, Texas (Lubbock-Cooper HS)
23	Emeka Megwa	RB	6-0	207	R-Fr.	Fort Worth, Texas (University of Washington)
83	Major Melson	WR	5-10	180	R-So.	Mansfield, Texas (Legacy HS)
72	McKade Mettauwer	OL	6-4	310	R-Jr.	The Woodlands, Texas (University of California)
17	Marvin Mims Jr.**	WR	5-11	182	Jr.	Frisco, Texas (Lone Star HS)
75	Cullen Montgomery	OL	6-4	330	R-Fr.	Pearland, Texas (Episcopal HS)
64	Wanya Morris*	OL	6-6	310	Sr.	Grayson, Ga. (University of Tennessee)
6	Trey Morrison	DB	5-9	188	Sr.^	Norcross, Ga. (University of North Carolina)
29	Jordan Mukes*	DB	6-1	207	So.	Midwest City, Okla. (Choctaw HS)
56	Chris Murray**	OL	6-2	308	Sr.^	Palmdale, Calif. (UCLA)
22	Daniel Parker	TE	6-2	245	Sr.^	Kansas City, Mo. (University of Missouri)

No.	Player	Pos.	Ht.	Wt.	Yr.	Hometown (Previous School)
55	Aaryn Parks	OL	6-4	300	R-So.	Seat Pleasant, Md. (National Christian Academy)
43	Ryan Peoples	DB	5-11	187	R-Sr.	Norman, Okla. (Oklahoma City CC)
36	Josh Plaster	K/P	6-0	190	R-Jr.	Flower Mound, Texas (Arizona State Univ.)
73	Andrew Raym**	OL	6-4	305	Jr.	Broken Arrow, Okla. (Broken Arrow HS)
31	Jalen Redmond**	DL	6-3	292	R-Jr.	Midwest City, Okla. (Midwest City HS)
92	Kori Roberson**	DL	6-3	285	R-Jr.	Houston, Texas (Manvel HS)
86	Cedric Roberts	DL	6-3	275	Fr.	Pflugerville, Texas (Hendrickson HS)
27	Jayden Rowe	DB	6-2	211	Fr.	Tulsa, Okla. (Union HS)
19	Ralph Rucker	QB	6-0	207	R-Fr.	Lucas, Texas (Lovejoy HS)
27	Gavin Sawchuk	RB	5-11	187	Fr.	Littleton, Colo. (Valor Christian HS)
34	Zach Schmit	K/P	5-10	185	R-So.	Oklahoma City, Okla. (Bishop McGuinness HS)
39	Peter Schuh	DB	5-7	182	Fr.	Montvale, N.J. (St. Joseph Regional HS)
76	Jacob Sexton	OL	6-6	312	Fr.	Edmond, Okla. (Deer Creek HS)
20	Clayton Smith	DL	6-4	245	R-Fr.	Queen City, Texas (Texas HS)
89	Damon Smith*	WR	6-1	198	R-Jr.	Keller, Texas (Keller HS)
3	Robert Spears-Jennings	DB	6-1	208	Fr.	Broken Arrow, Okla. (Broken Arrow HS)
12	Drake Stoops***	WR	5-10	190	R-Sr.	Norman, Okla. (Norman North HS)
33	Marcus Stripling***	DL	6-3	245	Sr.	Houston, Texas (Mayde Creek HS)
28	Danny Stutsman*	LB	6-4	240	So.	Windermere, Fla. (Foundation Academy)
31	Jackson Sumlin*	TE	6-2	220	R-So.	Tucson, Ariz. (Salpointe Catholic HS)
91	Alton Tarber	DL	6-2	322	Fr.	Deerfield Beach, Fla. (Deerfield Beach HS)
79	Jake Taylor	OL	6-6	300	Fr.	Las Vegas, Nev. (Bishop Gorman HS)
36	Ty Taylor	DB	5-11	180	R-Sr.	La Marque, Texas (Abilene Christian University)
32	R Mason Thomas	DL	6-2	222	Fr.	Fort Lauderdale, Fla. (Cardinal Gibbons HS)
21	Bentavious Thompson	RB	6-0	190	R-Sr.^	Miami, Fla. (UCF)
37	Michael Turk*	P	6-0	231	R-Sr.^	Dallas, Texas (Arizona State University)
2	David Ugwoegbu***	LB	6-4	250	Sr.	Katy, Texas (Seven Lakes HS)
70	Brey Walker***	OL	6-7	355	R-Sr.	Moore, Okla. (Westmoore HS)
26	Kani Walker	DB	6-2	205	R-Fr.	Suwanee, Ga. (University of Louisville)
29	Tawee Walker	RB	5-9	217	So.	Peoria, Ariz. (Palomar College [Calif.])
15	Bryson Washington*	DB	6-2	190	R-So.	Los Angeles, Calif. (C.E. King HS [TX])
0	Woodi Washington**	DB	5-11	196	R-Jr.	Murfreesboro, Tenn. (Oakland HS)
10	Theo Wease**	WR	6-3	205	R-Jr.	Allen, Texas (Allen HS)
81	Trevon West*	WR	5-11	180	Jr.	Arlington, Texas (Lamar HS)
23	DaShaun White****	LB	6-0	222	Sr.^	North Richland Hills, Texas (Richland HS)
13	Shane Whitter**	LB	6-0	225	Jr.	Burlington, N.C. (Walter M. Williams HS)
24	Gentry Williams	DB	6-0	175	Fr.	Tulsa, Okla. (Booker T. Washington HS)
9	Brayden Willis****	TE	6-4	240	Sr.^	Arlington, Texas (James Martin HS)
48	Eric Windham	DB	5-10	190	R-Jr.	Southlake, Texas (Carroll Senior HS)
85	Davion Woolen	WR	6-2	188	Fr.	Frisco, Texas (Wakeland HS)
19	Maureese Wren	DL	6-3	245	R-Sr.	Mesquite, Texas (Texas State University)

**COACHING STAFF**

<i>Brent Venables</i>	<i>Head Coach</i>
<i>Jeff Lebby</i>	<i>Offensive Coordinator/Quarterbacks</i>
<i>Ted Roof</i>	<i>Defensive Coordinator/Linebackers</i>
<i>Todd Bates</i>	<i>Associate Head Coach/Co-Def. Coord./Run Defense/Defensive Tackles</i>
<i>Bill Bedenbaugh (BEE-din-bo)</i>	<i>Offensive Line</i>
<i>Miguel Chavis (CHAY-viss)</i>	<i>Defensive Ends</i>
<i>Joe Jon Finley</i>	<i>Tight Ends</i>
<i>Brandon Hall</i>	<i>Safeties</i>
<i>DeMarco Murray</i>	<i>Running Backs</i>
<i>Jay Valai (vuh-LIE)</i>	<i>Co-Def. Coord./Pass Defense/Cornerbacks and Nickelbacks</i>
<i>L'Damian Washington</i>	<i>Wide Receivers (Interim)</i>

\* Indicates number of letters earned at Oklahoma  
 ^ Indicates "super senior" (was also a senior in 2021)  
 Last updated Nov. 14, 2022  
 Weights as of Aug. 17, 2022

# DEPTH CHART

## OFFENSE

<b>QB</b>	8	Dillon Gabriel (5-11, 203, R-Jr.)
	11	Davis Beville (6-6, 225, R-Jr.)
	14	General Booty (6-2, 190, So.) <b>OR</b>
	7	Nick Evers (6-3, 185, Fr.)
<b>RB</b>	0	Eric Gray (5-10, 210, Sr.)
	24	Marcus Major (6-0, 220, R-Jr.)
	2	Jovantae Barnes (6-0, 200, Fr.) <b>OR</b>
	29	Tawee Walker (5-9, 217, So.)
<b>TE</b>	9	Brayden Willis (6-4, 240, Sr.ˆ)
	18	Kaden Helms (6-5, 225, Fr.)
	87	Jason Llewellyn (6-5, 250, Fr.)
<b>WR</b>	17	Marvin Mims Jr. (5-11, 182, Jr.)
	1	Jayden Gibson (6-5, 195, Fr.)
	81	Trevon West (5-11, 180, Jr.)
<b>LT</b>	71	Anton Harrison (6-5, 315, Jr.)
	76	Jacob Sexton (6-6, 312, Fr.)
	55	Aaryn Parks (6-4, 300, R-So.)
<b>LG</b>	72	McKade Mettauer (6-4, 310, R-Jr.)
	59	Savion Byrd (6-5, 310, R-Fr.) <b>OR</b>
	70	Brey Walker (6-7, 355, R-Sr.)
<b>C</b>	73	Andrew Raym (6-4, 305, Jr.)
	66	Robert Congel (6-4, 322, R-Sr.ˆ)
	69	Nate Anderson (6-4, 292, R-So.)
<b>RG</b>	56	Chris Murray (6-2, 308, Sr.ˆ)
	79	Jake Taylor (6-6, 300, Fr.)
	74	Marcus Alexander (6-4, 325, R-Jr.)
<b>RT</b>	64	Wanya Morris (6-6, 310, Sr.)
	60	Tyler Guyton (6-7, 320, R-So.)
<b>SLOT</b>	12	Drake Stoops (5-10, 190, R-Sr.)
	6	LV Bunkley-Shelton (5-11, 195, R-So.)
	82	Gavin Freeman (5-8, 173, Fr.)
<b>WR</b>	3	Jalil Farooq (6-1, 203, So.)
	10	Theo Wease (6-3, 205, R-Jr.)
	4	Nic Anderson (6-4, 200, Fr.)

## DEFENSE

<b>DE</b>	14	Reggie Grimes (6-4, 270, Jr.)
	33	Marcus Stripling (6-3, 245, Sr.) <b>OR</b>
	32	R Mason Thomas (6-2, 222, Fr.)
<b>DT</b>	88	Jordan Kelley (6-4, 288, R-Sr.) <b>OR</b>
	31	Jalen Redmond (6-3, 292, R-Jr.)
	90	Josh Ellison (6-3, 300, Sr.)
	56	Gracen Halton (6-2, 277, Fr.)
<b>NT</b>	77	Jeffery Johnson (6-2, 305, Sr.ˆ) <b>OR</b>
	94	Isaiah Coe (6-2, 305, R-Jr.)
	44	Kelvin Gilliam (6-3, 293, R-Fr.)
	56	Gracen Halton (6-2, 277, Fr.)
<b>DE</b>	40	Ethan Downs (6-4, 260, So.)
	8	Jonah Lauulu (6-5, 265, R-Sr.) <b>OR</b>
	32	R Mason Thomas (6-2, 222, Fr.)
<b>MIKE</b>	2	David Ugwoegbu (6-4, 250, Sr.)
	41	Jake McCoy (6-3, 228, R-Jr.) <b>OR</b>
	7	Jaren Kanak (6-2, 225, Fr.)
<b>WILL</b>	28	Danny Stutsman (6-4, 240, So.)
	10	Kip Lewis (6-1, 201, Fr.)
<b>CHEETAH</b>	23	DaShaun White (6-0, 222, Sr.ˆ)
	37	Justin Harrington (6-3, 215, R-Sr.)
<b>CB</b>	4	Jaden Davis (5-10, 183, Sr.) <b>OR</b>
	22	C.J. Coldon (5-11, 179, R-Sr.)
	21	Kendall Dennis (5-11, 187, R-So.)
	1	Joshua Eaton (6-1, 183, Jr.)
<b>SS</b>	5	Billy Bowman (5-10, 190, So.)
	6	Trey Morrison (5-9, 188, Sr.ˆ) <b>OR</b>
	17	Damond Harmon (6-0, 180, So.)
<b>FS</b>	12	Key Lawrence (6-1, 210, Jr.) <b>OR</b>
	25	Justin Broiles (5-11, 195, R-Sr.ˆ)
	3	Robert Spears-Jennings (6-1, 208, Fr.) <b>OR</b>
	17	Damond Harmon (6-0, 180, So.)
<b>CB</b>	0	Woodi Washington (5-11, 196, R-Jr.)
	26	Kani Walker (6-2, 205, R-Fr.)

## SPECIALISTS

<b>K</b>	34	Zach Schmit (5-10, 185, R-So.)	<b>PR</b>	17	Marvin Mims Jr. (5-11, 182, Jr.) <b>OR</b>
	46	Gavin Marshall (6-1, 195, Fr.)		0	Eric Gray (5-10, 210, Sr.) <b>OR</b>
<b>P</b>	37	Michael Turk (6-0, 231, R-Sr.ˆ)	<b>LS</b>	6	LV Bunkley-Shelton (5-11, 195, R-So.)
	36	Josh Plaster (6-0, 190, R-Jr.)		51	Kasey Kelleher (5-11, 230, R-Sr.ˆ)
<b>KO</b>	34	Zach Schmit (5-10, 185, R-So.)	<b>H</b>	50	Ben Anderson (6-5, 240, Fr.)
	46	Gavin Marshall (6-1, 195, Fr.)		37	Michael Turk (6-0, 231, R-Sr.ˆ)
<b>KR</b>	24	Marcus Major (6-0, 225, R-Jr.) <b>OR</b>		36	Josh Plaster (6-0, 190, R-Jr.)
	3	Jalil Farooq (6-1, 203, So.)			
	82	Gavin Freeman (5-8, 173, Fr.)			

# CAREER STATS

## #2 RB JOVANTAE BARNES

YEAR	GP-GS	RUSH	AVG	TD	LG	REC	AVG	TD	LG
2022	9-0	83-397	4.8	4	31	4-21	5.3	0	13
<b>Career</b>	<b>9-0</b>	<b>83-397</b>	<b>4.8</b>	<b>4</b>	<b>31</b>	<b>4-21</b>	<b>5.3</b>	<b>0</b>	<b>13</b>

## #11 QB DAVIS BEVILLE (\*AT PITT)

YEAR	GP-GS	C-A	PCT	YDS	AVG/G	TD	INT	LG	RUSH	YDS	AVG	TD	LG
2020*	6-0	5-10	50.0	30	5.0	0	0	16	4	-9	-2.3	0	10
2021*	3-0	17-22	77.0	207	69.0	1	1	52	7	-30	-4.3	0	8
2022	5-1	15-30	50.0	102	20.4	0	1	16	15	-15	-1.0	0	13
<b>Career</b>	<b>14-1</b>	<b>37-62</b>	<b>59.7</b>	<b>339</b>	<b>24.2</b>	<b>1</b>	<b>2</b>	<b>52</b>	<b>26</b>	<b>-54</b>	<b>-2.1</b>	<b>0</b>	<b>13</b>

## #5 DB BILLY BOWMAN

YEAR	GP-GS	UT	AT	TOTAL	TFL	SACKS	INT	FF	FR	PBU
2021	11-7	14	8	22	1.5-5	0.0-0	0-0	1	0	2
2022	9-7	30	20	50	1.0-2	0.0-0	2-11	1	1	5
<b>Career</b>	<b>20-14</b>	<b>44</b>	<b>28</b>	<b>72</b>	<b>2.5-7</b>	<b>0.0-0</b>	<b>2-11</b>	<b>2</b>	<b>1</b>	<b>7</b>

## #25 DB JUSTIN BROILES

YEAR	GP-GS	UT	AT	TOTAL	TFL	SACKS	INT	FF	FR	PBU
2017										
2018	11-5	14	10	24	1.5-3	0.0-0	0-0	0	0	2
2019	14-1	17	9	26	1.0-1	0.0-0	0-0	0	0	1
2020	6-0	4	2	6	0.0-0	0.0-0	0-0	0	0	0
2021	13-9	25	30	55	3.5-13	0.0-0	2-14	0	2	2
2022	11-10	28	31	59	3.0-11	0.0-0	1-0	0	0	1
<b>Career</b>	<b>55-25</b>	<b>88</b>	<b>82</b>	<b>170</b>	<b>9.0-28</b>	<b>0.0-0</b>	<b>3-14</b>	<b>0</b>	<b>2</b>	<b>6</b>

## #6 WR LV BUNKLEY-SHELTON (\*AT ARIZONA STATE)

YEAR	GP-GS	REC	YDS	AVG	TD	LONG
2020*	4-1	11	100	9.1	0	22
2021*	13-7	33	418	12.7	2	59
2022	9-0	1	10	10.0	0	10
<b>Career</b>	<b>26-8</b>	<b>45</b>	<b>528</b>	<b>11.7</b>	<b>2</b>	<b>59</b>

## #16 DB JAMARRIEN BURT

YEAR	GP-GS	UT	AT	TOTAL	TFL	SACKS	INT	FF	FR	PBU
2022	2-0	1	0	1	0.0-0	0.0-0	0	0	0	0
<b>Career</b>	<b>2-0</b>	<b>1</b>	<b>0</b>	<b>1</b>	<b>0.0-0</b>	<b>0.0-0</b>	<b>0</b>	<b>0</b>	<b>0</b>	<b>0</b>

## #94 DL ISAIAH COE

YEAR	GP-GS	UT	AT	TOTAL	TFL	SACKS	INT	FF	FR	PBU
2021	12-0	4	5	9	4.5-9	1.0-3	0-0	0	0	0
2022	11-5	8	11	19	7.5-18	1.5-10	0-0	0	0	0
<b>Career</b>	<b>23-5</b>	<b>12</b>	<b>16</b>	<b>28</b>	<b>12.0-27</b>	<b>2.5-13</b>	<b>0-0</b>	<b>0</b>	<b>0</b>	<b>0</b>

## #22 DB C.J. COLDON (\*AT WYOMING)

YEAR	GP-GS	UT	AT	TOTAL	TFL	SACKS	INT	FF	FR	PBU
2017*										
2018*	3-0	6	3	9	0.0-0	0.0-0	0-0	0	0	1
2019*	3-3	11	3	14	1.0-2	0.0-0	0-0	0	1	2
2020*	6-6	17	9	26	1.0-2	0.0-0	2-1	0	0	5
2021*	12-12	47	18	65	0.0-0	0.0-0	0-0	0	0	9
2022	10-2	16	14	30	2.0-4	0.0-0	3-22	0	0	3
<b>Career</b>	<b>35-21</b>	<b>98</b>	<b>49</b>	<b>147</b>	<b>8.5-23</b>	<b>0.0-0</b>	<b>5-23</b>	<b>0</b>	<b>1</b>	<b>20</b>

## #16 WR BRIAN DARBY

YEAR	GP-GS	REC	YDS	AVG	TD	LONG
2020	8-0	1	14	14.0	0	14
2021	7-0	7	102	14.6	2	42
2022	4-0	0	0	—	0	—
<b>Career</b>	<b>19-0</b>	<b>8</b>	<b>116</b>	<b>14.5</b>	<b>2</b>	<b>42</b>

## #4 DB JADEN DAVIS

YEAR	GP-GS	UT	AT	TOTAL	TFL	SACKS	INT	FF	FR	PBU
2019	14-1	26	7	33	0.0-0	0.0-0	1-0	0	0	1
2020	10-6	10	1	11	0.0-0	0.0-0	0-0	0	0	5
2021	13-6	21	4	25	0.0-0	0.0-0	0-0	0	0	2
2022	10-9	20	12	32	1.0-6	0.0-0	0-0	0	0	2
<b>Career</b>	<b>46-22</b>	<b>77</b>	<b>23</b>	<b>100</b>	<b>1.0-6</b>	<b>0.0-0</b>	<b>1-0</b>	<b>0</b>	<b>0</b>	<b>10</b>

## #40 DL ETHAN DOWNS

YEAR	GP-GS	UT	AT	TOTAL	TFL	SACKS	INT	FF	FR	PBU
2021	13-0	9	5	14	3.0-9	0.5-3	0-0	1	0	0
2022	11-11	14	19	33	11.0-46	4.5-24	0-0	0	0	3
<b>Career</b>	<b>24-11</b>	<b>23</b>	<b>24</b>	<b>47</b>	<b>14.0-55</b>	<b>5.0-27</b>	<b>0-0</b>	<b>1</b>	<b>0</b>	<b>3</b>

## #1 DB JOSHUA EATON

YEAR	GP-GS	UT	AT	TOTAL	TFL	SACKS	INT	FF	FR	PBU
2020	5-0	2	2	4	0.0-0	0.0-0	0-0	0	0	0
2021	10-0	3	0	3	0.0-0	0.0-0	0-0	0	0	0
2022	4-0	0	0	0	0.0-0	0.0-0	0-0	0	0	0
<b>Career</b>	<b>19-0</b>	<b>5</b>	<b>2</b>	<b>7</b>	<b>0.0-0</b>	<b>0.0-0</b>	<b>0-0</b>	<b>0</b>	<b>0</b>	<b>0</b>

## #90 DL JOSH ELLISON

YEAR	GP-GS	UT	AT	TOTAL	TFL	SACKS	INT	FF	FR	PBU
2020	11-2	7	9	16	1.0-6	0.5-5	0-0	0	1-0	1
2021	13-4	4	12	16	2.0-8	1.0-5	0-0	0	0	0
2022	11-0	4	6	10	2.5-2	0.0-0	0-0	0	0	0
<b>Career</b>	<b>35-6</b>	<b>15</b>	<b>27</b>	<b>42</b>	<b>5.5-16</b>	<b>1.5-10</b>	<b>0-0</b>	<b>0</b>	<b>1-0</b>	<b>1</b>

## #7 QB NICK EVERS

YEAR	GP-GS	C-A	PCT	YDS	AVG/G	TD	INT	LG	RUSH	YDS	AVG	TD	LG
2022	1-0	0-1	0.0	0	0.0	0	0	0	0	0	0.0	0	-
<b>Career</b>	<b>1-0</b>	<b>0-1</b>	<b>0.0</b>	<b>0</b>	<b>0.0</b>	<b>0</b>	<b>0</b>	<b>0</b>	<b>0</b>	<b>0</b>	<b>0.0</b>	<b>0</b>	<b>-</b>

## #3 WR JALIL FAROOQ

YEAR	GP-GS	RUSH	AVG	TD	LG	REC	AVG	TD	LG
2021	8-0	0-0	0.0	0	-	4-69	17.3	0	30
2022	11-9	12-113	9.4	0	24	29-387	13.3	3	41
<b>Career</b>	<b>19-9</b>	<b>12-113</b>	<b>9.4</b>	<b>0</b>	<b>24</b>	<b>33-456</b>	<b>13.8</b>	<b>3</b>	<b>41</b>

## #82 WR GAVIN FREEMAN

YEAR	GP-GS	RUSH	AVG	TD	LG	REC	AVG	TD	LG
2022	11-0	6-62	10.3	1	46	3-46	15.3	0	41
<b>Career</b>	<b>11-0</b>	<b>6-62</b>	<b>10.3</b>	<b>1</b>	<b>46</b>	<b>3-46</b>	<b>15.3</b>	<b>0</b>	<b>41</b>

## #8 QB DILLON GABRIEL (\*AT UCF)

YEAR	GP-GS	C-A	PCT	YDS	AVG/G	TD	INT	LG	RUSH	YDS	AVG	TD	LG
2019*	13-12	236-398	59.3	3,653	281.0	29	7	75	71	78	1.1	4	22
2020*	10-10	248-413	60.0	3,570	357.0	32	4	93	72	169	2.3	2	28
2021*	3-3	70-102	68.6	814	271.3	9	3	47	24	125	5.2	2	44
2022	10-10	188-303	62.0	2,476	247.6	18	5	78	68	279	4.1	5	61
<b>Career</b>	<b>36-35</b>	<b>742-1,216</b>	<b>61.0</b>	<b>10,513</b>	<b>292.0</b>	<b>88</b>	<b>19</b>	<b>93</b>	<b>235</b>	<b>651</b>	<b>2.8</b>	<b>13</b>	<b>61</b>

## #1 WR JAYDEN GIBSON

YEAR	GP-GS	REC	YDS	AVG	TD	LONG
2022	8-0	1	12	12.0	0	12
<b>Career</b>	<b>8-0</b>	<b>1</b>	<b>12</b>	<b>12.0</b>	<b>0</b>	<b>12</b>

## #44 DL KELVIN GILLIAM

YEAR	GP-GS	UT	AT	TOTAL	TFL	SACKS	INT	FF	FR	PBU
2021	4-0	1	1	2	0.0-0	0.0-0	0-0	0	0	0
2022	9-0	2	3	5	0.5-2	0.0-0	0-0	0	0	0
<b>Career</b>	<b>13-0</b>	<b>3</b>	<b>4</b>	<b>7</b>	<b>0.5-2</b>	<b>0.0-0</b>	<b>0-0</b>	<b>0</b>	<b>0</b>	<b>0</b>

## #9 WR D.J. GRAHAM

YEAR	GP-GS	UT	AT	TOTAL	TFL	SACKS	INT	FF	FR	PBU
2020	8-1	15	6	21	1.0-3	0.0-0	1-8	0	0	1
2021	12-10	24	13	37	0.0-0	0.0-0	1-0	1	0	2
2022	7-1	5	9	14	0.0-0	0.0-0	0-0	0	0	2
<b>Career</b>	<b>27-12</b>	<b>45</b>	<b>28</b>	<b>73</b>	<b>1.0-3</b>	<b>0.0-0</b>	<b>2-8</b>	<b>1</b>	<b>0</b>	<b>5</b>

## #0 RB ERIC GRAY (\*AT TENNESSEE)

YEAR	GP-GS	RUSH	AVG	TD	LG	REC	AVG	TD	LG
2019*	13-0	101-539	5.3	4	94	13-115	8.8	1	23
2020*	9-5	157-772	4.9	4	33	30			



**#56 DL GRACEN HALTON**

YEAR	GP-GS	UT	AT	TOTAL	TFL	SACKS	INT	FF	FR	PBU
2022	9-0	2	8	10	1.0-3	0.0-0	0-0	0	0	0
<b>Career</b>	<b>9-0</b>	<b>2</b>	<b>8</b>	<b>10</b>	<b>1.0-3</b>	<b>0.0-0</b>	<b>0-0</b>	<b>0</b>	<b>0</b>	<b>0</b>

**#17 DB DAMOND HARMON**

YEAR	GP-GS	UT	AT	TOTAL	TFL	SACKS	INT	FF	FR	PBU
2021	7-0	2	2	4	0.0-0	0.0-0	0-0	0	0	0
2022	9-2	6	11	17	0.0-0	0.0-0	0-0	0	0	0
<b>Career</b>	<b>16-2</b>	<b>8</b>	<b>13</b>	<b>21</b>	<b>0.0-0</b>	<b>0.0-0</b>	<b>0-0</b>	<b>0</b>	<b>0</b>	<b>0</b>

**#37 DB JUSTIN HARRINGTON**

YEAR	GP-GS	UT	AT	TOTAL	TFL	SACKS	INT	FF	FR	PBU
2020					REDSHIRTED					
2021	4-0	0	0	0	0.0-0	0.0-0	0-0	0	0	0
2022	11-0	11	11	22	0.0-0	0.0-0	1-22	0	0	2
<b>Career</b>	<b>15-0</b>	<b>11</b>	<b>11</b>	<b>22</b>	<b>0.0-0</b>	<b>0.0-0</b>	<b>1-22</b>	<b>0</b>	<b>0</b>	<b>2</b>

**#13 WR J.J. HESTER (\*AT MISSOURI)**

YEAR	GP-GS	REC	YDS	AVG	TD	LONG
2020*				REDSHIRTED		
2021*	13-1	12	225	18.5	2	65
2022	3-0	1	13	13.0	0	13
<b>Career</b>	<b>16-1</b>	<b>13</b>	<b>238</b>	<b>18.3</b>	<b>2</b>	<b>65</b>

**#77 DL JEFFERY JOHNSON (\*AT TULANE)**

YEAR	GP-GS	UT	AT	TOTAL	TFL	SACKS	INT	FF	FR	PBU
2018*	13-12	13	17	30	1.0-2	0.5-1	0	0	0	1
2019*	12-8	14	15	29	3.0-19	2.5-17	0	0	1	0
2020*	12-12	16	17	33	6.0-23	3.5-18	0	0	2	0
2021*	12-12	20	24	44	4.0-19	1.5-10	0	0	0	0
2022	11-6	7	11	18	2.5-4	0.0-0	0	0	0	0
<b>Career</b>	<b>60-50</b>	<b>71</b>	<b>83</b>	<b>154</b>	<b>17.5-67</b>	<b>8.0-46</b>	<b>0</b>	<b>0</b>	<b>3</b>	<b>0</b>

**#7 LB JAREN KANAK**

YEAR	GP-GS	UT	AT	TOTAL	TFL	SACKS	INT	FF	FR	PBU
2022	11-0	7	17	24	1.0-2	0.0-0	0-0	1	1	0
<b>Career</b>	<b>11-0</b>	<b>7</b>	<b>17</b>	<b>24</b>	<b>1.0-2</b>	<b>0.0-0</b>	<b>0-0</b>	<b>1</b>	<b>1</b>	<b>0</b>

**#88 DL JORDAN KELLEY**

YEAR	GP-GS	UT	AT	TOTAL	TFL	SACKS	INT	FF	FR	PBU
2018	2-0	0	2	2	0.0-0	0.0-0	0-0	0	0	0
2019	1-0	0	0	0	0.0-0	0.0-0	0-0	0	0	0
2020	10-0	2	7	9	2.0-12	0.5-4	0-0	0	0	0
2021	11-0	4	2	6	1.0-3	0.0-0	0-0	1	0	0
2022	11-1	5	13	18	5.5-32	3.0-26	0-0	0	1	0
<b>Career</b>	<b>36-1</b>	<b>11</b>	<b>24</b>	<b>35</b>	<b>8.5-47</b>	<b>3.5-30</b>	<b>0-0</b>	<b>1</b>	<b>1</b>	<b>0</b>

**#25 RB JADEN KNOWLES**

YEAR	GP-GS	RUSH	AVG	TD	LG	REC	AVG	TD	LG
2021	13-0	4-37	9.3	2	29	2-65	32.5	0	57
<b>Career</b>	<b>13-0</b>	<b>4-37</b>	<b>9.3</b>	<b>2</b>	<b>29</b>	<b>2-65</b>	<b>32.5</b>	<b>0</b>	<b>57</b>

**#8 DL JONAH LAULU (\*AT HAWAII)**

YEAR	GP-GS	UT	AT	TOTAL	TFL	SACKS	INT	FF	FR	PBU
2018*	4-0	0	0	0	0.0-0	0.0-0	0	0	0	0
2019*	15-0	7	4	11	6.0-18	2.5-13	0	1	0	0
2020*	9-7	14	12	26	5.0-19	1.5-10	0	0	0	1
2021*	12-11	21	13	34	8.0-50	4.0-37	0	0	1	1
2022	11-1	5	14	19	4.5-20	1.5-12	1-26	0	0	0
<b>Career</b>	<b>50-19</b>	<b>47</b>	<b>43</b>	<b>90</b>	<b>23.5-107</b>	<b>9.5-72</b>	<b>1-26</b>	<b>1</b>	<b>1</b>	<b>2</b>

**#12 DB KEY LAWRENCE (\*AT TENNESSEE)**

YEAR	GP-GS	UT	AT	TOTAL	TFL	SACKS	INT	FF	FR	PBU
2020*	10-0	3	5	8	0.0-0	0.0-0	0	0	0	1
2021	13-4	25	22	47	3.5-26	1.0-18	0	3	0	4
2022	9-4	29	17	46	2.5-6	0.0-0	1-0	2	0	3
<b>Career</b>	<b>32-8</b>	<b>57</b>	<b>44</b>	<b>101</b>	<b>6.0-32</b>	<b>1.0-18</b>	<b>1-0</b>	<b>5</b>	<b>0</b>	<b>8</b>

**#24 RB MARCUS MAJOR**

YEAR	GP-GS	RUSH	AVG	TD	LG	REC	AVG	TD	LG
2019	3-0	10-28	2.8	0	6	0-0	0.0	0	—
2020	10-1	35-187	5.3	3	46	2-29	14.5	0	24
2021	6-0	15-83	5.5	0	9	1-12	12.0	0	12
2022	9-0	56-227	4.1	4	27	8-61	7.6	1	24
<b>Career</b>	<b>28-1</b>	<b>116-525</b>	<b>4.5</b>	<b>7</b>	<b>27</b>	<b>11-102</b>	<b>9.3</b>	<b>1</b>	<b>24</b>

**#17 WR MARVIN MIMS JR.**

YEAR	GP-GS	RUSH	AVG	TD	LG	REC	AVG	TD	LG
2020	11-1	2-17	8.5	0	17	37-610	16.5	9	61
2021	13-11	1-15	15.0	0	15	32-705	22.0	5	67
2022	11-10	2-3	1.5	0	4	47-844	18.0	4	63
<b>Career</b>	<b>35-22</b>	<b>5-35</b>	<b>7.0</b>	<b>0</b>	<b>17</b>	<b>116-2,159</b>	<b>18.6</b>	<b>18</b>	<b>67</b>

**#6 DB TREY MORRISON (\*AT NORTH CAROLINA)**

YEAR	GP-GS	UT	AT	TOTAL	TFL	SACKS	INT	FF	FR	PBU
2018*	11-10	40	6	46	5.5-22	2-15	0	0	0	4
2019*	10-9	28	3	31	1.5-4	0.0-0	1	0	0	5
2020*	12-12	33	6	39	2.0-12	1.0-18	1	0	0	4
2021*	13-10	34	13	47	1.0-4	0.0-0	0	1	1	4
2022	11-0	15	14	29	3.0-17	0.5-5	0	0	0	1
<b>Career</b>	<b>57-41</b>	<b>150</b>	<b>42</b>	<b>192</b>	<b>13.0-59</b>	<b>3.5-38</b>	<b>2</b>	<b>1</b>	<b>1</b>	<b>18</b>

**#29 DB JORDAN MUKES**

YEAR	GP-GS	UT	AT	TOTAL	TFL	SACKS	INT	FF	FR	PBU
2021	12-0	2	2	4	0.0-0	0.0-0	0-0	0	0	0
<b>Career</b>	<b>12-0</b>	<b>2</b>	<b>2</b>	<b>4</b>	<b>0.0-0</b>	<b>0.0-0</b>	<b>0-0</b>	<b>0</b>	<b>0</b>	<b>0</b>

**#22 TE DANIEL PARKER (\*AT MISSOURI)**

YEAR	GP-GS	REC	YDS	AVG	TD	LONG
2018*	12-2	6	63	10.5	1	20
2019*	12-7	15	140	9.3	0	21
2020*	7-6	8	37	4.6	0	16
2021*	11-10	12	97	8.1	3	17
2022	9-0	4	28	7.0	0	12
<b>Career</b>	<b>54-25</b>	<b>45</b>	<b>365</b>	<b>8.1</b>	<b>4</b>	<b>21</b>

**#31 DL JALEN REDMOND**

YEAR	GP-GS	UT	AT	TOTAL	TFL	SACKS	INT	FF	FR	PBU
2018	3-0	4	2	6	2.5-9	0.0-0	0	0	0-0	0
2019	13-4	14	9	23	11.0-56	6.5-50	0	1	0-0	2
2020					REDSHIRTED — DID NOT PLAY					
2021	8-7	11	8	19	8.0-34	3.5-20	0	0	2-42	0
2022	11-7	9	11	20	9.0-43	3.0-29	0	0	0-0	3
<b>Career</b>	<b>35-18</b>	<b>38</b>	<b>30</b>	<b>68</b>	<b>30.5-142</b>	<b>13.0-99</b>	<b>0</b>	<b>1</b>	<b>2-42</b>	<b>5</b>

**#92 DL KORI ROBERSON**

YEAR	GP-GS	UT	AT	TOTAL	TFL	SACKS	INT	FF	FR	PBU
2019	4-0	1	0	1	1.0-3	0.0-0	0-0	0	0	0
2020	10-0	4	7	11	3.5-8	1.0-4	0-0	0	0	1
2021	12-0	5	12	17	2.5-6	0.5-1	0-0	0	0	0
<b>Career</b>	<b>26-0</b>	<b>10</b>	<b>19</b>	<b>29</b>	<b>7.0-17</b>	<b>1.5-5</b>	<b>0-0</b>	<b>0</b>	<b>0</b>	<b>1</b>

**#19 QB RALPH RUCKER**

YEAR	GP-GS	C-A	PCT	YDS	AVG/G	TD	INT	LG	RUSH	YDS	AVG	TD	LG
2021	1-0	2-2	100.0	20	20.0	0	0	12	0	0	0.0	0	0
<b>Career</b>	<b>1-0</b>	<b>2-2</b>	<b>100.0</b>	<b>20</b>	<b>20.0</b>	<b>0</b>	<b>0</b>	<b>12</b>	<b>0</b>	<b>0</b>	<b>0.0</b>	<b>0</b>	<b>0</b>

**#34 K ZACH SCHMIT**

YEAR	GP-GS	FGM-FGA	PCT	BLK	LONG	PAT	PCT
2020	2-0	0-0	—	—	—	0-0	—
2021	4-0	1-1	100.0	0	46	4-4	100.0
2022	11-0	9-13	69.2	0	44	44-44	100.0
<b>Career</b>	<b>17-0</b>	<b>10-14</b>	<b>71.4</b>	<b>0</b>	<b>46</b>	<b>48-48</b>	<b>100.0</b>

**#20 DL CLAYTON SMITH**

YEAR	GP-GS	UT	AT	TOTAL	TFL	SACKS	INT	FF	FR	PBU
2021	4-0	1	2	3	0.5-2	0-0	0-0	0	1-0	0
2022	4-0	3	2	5	1.0-5	0-0	0-0	0	0-0	0
<b>Career</b>	<b>8-0</b>	<b>4</b>	<b>4</b>	<b>8</b>	<b>1.5-7</b>	<b>0-0</b>	<b>0-0</b>	<b>0</b>	<b>1-0</b>	<b>0</b>

#12 WR DRAKE STOOPS

YEAR	GP-GS	REC	YDS	AVG	TD	LONG
2018	2-0	2	16	8.0	0	8
2019	14-0	8	95	11.9	0	19
2020	10-6	15	219	14.6	2	51
2021	10-2	16	191	11.9	2	31
2022	11-8	31	311	10.0	3	33
<b>Career</b>	<b>47-16</b>	<b>72</b>	<b>832</b>	<b>11.6</b>	<b>7</b>	<b>51</b>

#33 DL MARCUS STRIPLING

YEAR	GP-GS	UT	AT	TOTAL	TFL	SACKS	INT	FF	FR	PBU
2019	14-0	4	2	6	1.0-3	1.0-3	0-0	0	0	0
2020	10-1	7	1	8	3.5-23	2.5-22	0-0	0	0	0
2021	11-1	1	5	6	2.5-7	1.0-5	0-0	0	0	1
2022	10-0	2	5	7	0.5-2	0.0-0	0-0	0	0	0
<b>Career</b>	<b>45-2</b>	<b>14</b>	<b>13</b>	<b>27</b>	<b>7.5-35</b>	<b>4.5-30</b>	<b>0-0</b>	<b>0</b>	<b>0</b>	<b>1</b>

#28 LB DANNY STUTSMAN

YEAR	GP-GS	UT	AT	TOTAL	TFL	SACKS	INT	FF	FR	PBU
2021	10-0	21	17	38	1.5-6	1.0-6	0-0	2	0	0
2022	11-11	52	48	100	9.5-27	2.0-16	2-40	0	0	4
<b>Career</b>	<b>21-11</b>	<b>73</b>	<b>65</b>	<b>138</b>	<b>11.0-33</b>	<b>3.0-22</b>	<b>2-40</b>	<b>2</b>	<b>0</b>	<b>4</b>

#31 TE JACKSON SUMLIN

YEAR	GP-GS	REC	YDS	AVG	TD	LONG
2021	11-0	4	25	6.3	0	11
<b>Career</b>	<b>11-0</b>	<b>4</b>	<b>25</b>	<b>6.3</b>	<b>0</b>	<b>11</b>

#32 DL R MASON THOMAS

YEAR	GP-GS	UT	AT	TOTAL	TFL	SACKS	INT	FF	FR	PBU
2022	8-0	3	3	6	1.0-6	0.5-5	0-0	0	0	0
<b>Career</b>	<b>8-0</b>	<b>3</b>	<b>3</b>	<b>6</b>	<b>1.0-6</b>	<b>0.5-5</b>	<b>0-0</b>	<b>0</b>	<b>0</b>	<b>0</b>

#21 RB BENTAVIOUS THOMPSON (\*AT UCF)

YEAR	GP-GS	RUSH	AVG	TD	LG	REC	AVG	TD	LG	
2017*		REDSHIRTED								
2018*	13-0	29-150	5.2	0	15	0-0	—	0	—	
2019*	13-0	87-604	6.9	8	45	5-25	5.0	0	10	
2020*	9-0	73-382	5.2	5	32	3-12	4.0	0	7	
<b>Career</b>	<b>35-0</b>	<b>189-1,136</b>	<b>6.0</b>	<b>13</b>	<b>45</b>	<b>8-37</b>	<b>4.6</b>	<b>0</b>	<b>10</b>	

#37 P MICHAEL TURK (\*AT LAFAYETTE; \*AT ARIZONA STATE)

YEAR	GP-GS	PUNTS-YDS	AVG	LONG	TB	FC	I20	50+	BLK	
2017*	11-0	67-2,863	42.7	64	3	15	18	16	0	
2018*		REDSHIRTED								
2019*	13-0	67-3,082	46.0	75	7	22	36	23	0	
2020*	4-0	14-661	47.2	58	4	2	6	5	0	
2021	11-0	35-1,791	51.2	85	4	8	16	20	0	
2022	11-0	57-2,651	46.5	67	9	22	19	18	0	
<b>Career</b>	<b>50-0</b>	<b>240-11,047</b>	<b>46.0</b>	<b>85</b>	<b>27</b>	<b>69</b>	<b>95</b>	<b>82</b>	<b>0</b>	

#2 LB DAVID UGWOGGBU

YEAR	GP-GS	UT	AT	TOTAL	TFL	SACKS	INT	FF	FR	PBU
2019	14-1	14	5	19	4.0-13	1.0-5	0-0	0	0	1
2020	11-3	16	18	34	3.0-13	1.0-7	1-0	0	0	0
2021	13-5	22	27	49	1.5-3	0.0-0	0-0	0	0	0
2022	11-11	46	47	93	7.0-42	2.0-19	0-0	0	0	1
<b>Career</b>	<b>48-20</b>	<b>98</b>	<b>97</b>	<b>195</b>	<b>15.5-71</b>	<b>4.0-31</b>	<b>1-0</b>	<b>0</b>	<b>0</b>	<b>2</b>

#26 S KANI WALKER (\*AT LOUISVILLE)

YEAR	GP-GS	UT	AT	TOTAL	TFL	SACKS	INT	FF	FR	PBU
2021*	5-0	1	0	1	0.0-0	0.0-0	0	0	0	0
2022	4-0	2	1	3	1.5-1	0.0-0	0	0	0	0
<b>Career</b>	<b>9-0</b>	<b>3</b>	<b>1</b>	<b>4</b>	<b>1.5-1</b>	<b>0.0-0</b>	<b>0</b>	<b>0</b>	<b>0</b>	<b>0</b>

#29 RB TAWEE WALKER

YEAR	GP-GS	RUSH	AVG	TD	LG	REC	AVG	TD	LG
2022	10-0	18-62	3.4	0	7	1-7	7.0	0	7
<b>Career</b>	<b>10-0</b>	<b>18-62</b>	<b>3.4</b>	<b>0</b>	<b>7</b>	<b>1-7</b>	<b>7.0</b>	<b>0</b>	<b>7</b>

#15 S BRYSON WASHINGTON

YEAR	GP-GS	UT	AT	TOTAL	TFL	SACKS	INT	FF	FR	PBU
2020	4-0	3	5	8	0.5-0	0.0-0	0-0	0	0	0
2021	11-0	3	2	5	0.0-0	0.0-0	1-37	0	1	0
2022	1-0	0	0	0	0.0-0	0.0-0	0-0	0	0	0
<b>Career</b>	<b>16-0</b>	<b>6</b>	<b>7</b>	<b>13</b>	<b>0.5-0</b>	<b>0.0-0</b>	<b>1-37</b>	<b>0</b>	<b>1</b>	<b>0</b>

#0 CB WOODI WASHINGTON

YEAR	GP-GS	UT	AT	TOTAL	TFL	SACKS	INT	FF	FR	PBU
2019	4-0	5	10	15	0.0-0	0.0-0	0-0	0	0	0
2020	10-5	32	13	45	0.0-0	0.0-0	2-0	0	0	4
2021	6-5	20	7	27	0.0-0	0.0-0	2-32	0	0	2
2022	11-11	35	22	57	0.5-0	0.0-0	1-0	1	0	4
<b>Career</b>	<b>31-21</b>	<b>94</b>	<b>51</b>	<b>145</b>	<b>0.5-0</b>	<b>0.0-0</b>	<b>5-32</b>	<b>1</b>	<b>0</b>	<b>10</b>

#10 WR THEO WEASE

Year	GP-GS	Rec	Yds	Avg	TD	Long	Rush	Yds	Avg	TD	Long
2019	13-0	8	136	17.0	2	37	0	0	0.0	0	—
2020	11-11	37	530	14.3	4	48	1	-10	-10.0	0	-10
2021	1-0	0	0	0.0	0	—	0	0	0.0	0	—
2022	10-6	16	255	15.9	3	56	0	0	0.0	0	—
<b>Career</b>	<b>34-17</b>	<b>61</b>	<b>921</b>	<b>15.1</b>	<b>9</b>	<b>56</b>	<b>1</b>	<b>-10</b>	<b>-10.0</b>	<b>0</b>	<b>-10</b>

#81 WR TREVON WEST

YEAR	GP-GS	REC	YDS	AVG	TD	LONG
2020	8-0	4	59	14.8	0	23
2021	13-0	4	45	11.3	0	35
2022	11-0	0	0	—	0	—
<b>Career</b>	<b>32-0</b>	<b>8</b>	<b>104</b>	<b>13.0</b>	<b>0</b>	<b>35</b>

#23 LB DASHAUN WHITE

YEAR	GP-GS	UT	AT	TOTAL	TFL	SACKS	INT	FF	FR	PBU
2018	14-0	5	8	13	0.0-0	0.0-0	0-0	0	0	0
2019	14-14	30	22	52	3.5-11	1.0-8	0-0	0	1	0
2020	11-10	20	18	38	5.0-19	2.5-15	0-0	0	0	2
2021	12-12	28	38	66	5.0-11	0.0-0	0-0	0	1	0
2022	11-11	34	42	76	6.0-14	2.0-8	2-0	0	0	5
<b>Career</b>	<b>61-47</b>	<b>117</b>	<b>127</b>	<b>244</b>	<b>19.5-55</b>	<b>5.5-31</b>	<b>2-0</b>	<b>0</b>	<b>2</b>	<b>7</b>

#13 LB SHANE WHITTER

YEAR	GP-GS	UT	AT	TOTAL	TFL	SACKS	INT	FF	FR	PBU
2020	9-0	4	5	9	0.5-1	0.0-0	0-0	0	0	1
2021	13-0	12	15	27	2.0-3	0.0-0	0-0	0	1	0
2022	4-0	2	6	8	0.0-0	0.0-0	0-0	0	0	0
<b>Career</b>	<b>26-0</b>	<b>18</b>	<b>26</b>	<b>44</b>	<b>2.5-4</b>	<b>0.0-0</b>	<b>0-0</b>	<b>0</b>	<b>1</b>	<b>1</b>

#24 DB GENTRY WILLIAMS

YEAR	GP-GS	UT	AT	TOTAL	TFL	SACKS	INT	FF	FR	PBU
2022	11-0	3	4	7	0.0-0	0.0-0	1-0	0	0	0
<b>Career</b>	<b>11-0</b>	<b>3</b>	<b>4</b>	<b>7</b>	<b>0.0-0</b>	<b>0.0-0</b>	<b>1-0</b>	<b>0</b>	<b>0</b>	<b>0</b>

#9 TE BRAYDEN WILLIS

YEAR	GP-GS	RUSH	AVG	TD	LG	REC	AVG	TD	LG
2018	13-0	0-0	0.0	0	0	1-29	29.0	0	29
2019	14-2	2--1	-0.5	0	0	11-168	15.3	3	25
2020	5-2	0-0	0.0	0	0	9-110	12.2	1	21
2021	13-8	0-0	0.0	0	0	15-177	11.8	2	28
2022	11-11	9-24	2.7	0	6	28-382	13.6	5	78
<b>Career</b>	<b>56-23</b>	<b>11-23</b>	<b>2.1</b>	<b>0</b>	<b>6</b>	<b>64-866</b>	<b>13.5</b>	<b>11</b>	<b>78</b>

# CAREER HIGHS

## #2 RB JOVANTAE BARNES

Rush: .....21 vs. Kansas (10/15/22)  
 Yards: .....100 at TCU (10/1/22)  
 TDs: .....2 (2x) MR: vs. Kansas (10/15/22)

## #11 QB DAVIS BEVILLE (\*AT PITT)

Comp: .....\*14 vs. Michigan State (12/30/21)  
 Att: .....\*18 vs. Michigan State (12/30/21)  
 Pass Yds: .....\*149 vs. Michigan State (12/30/21)  
 Pass TDs: .....\*1 vs. Michigan State (12/30/21)  
 Rush Yds: .....13 at Nebraska (9/17/22)  
 Rush TDs: .....N/A

## #5 DB BILLY BOWMAN

Tackles: .....11 vs. Kent State (9/10/22)  
 TFL: .....1.0 (2x) MR: at West Virginia (11/12/22)  
 Sacks: .....N/A  
 INT: .....1 (2x) MR: vs. Oklahoma State (11/19/22)  
 PBU: .....2 (2x) MR: vs. Kansas State (9/24/22)

## #25 DB JUSTIN BROILES

Tackles: .....11 (2x) MR: vs. Kent State (9/10/22)  
 TFL: .....1.5 at Kansas State (10/2/21)  
 Sacks: .....N/A  
 INT: .....1 (3x) MR: at Iowa State (10/29/22)  
 PBU: .....1 (6x) MR: vs. UTEP (9/3/22)

## #6 WR LV BUNKLEY-SHELTON (\*AT ARIZ. STATE)

Rec: .....\*4 (7x) MR: vs. Wisconsin (12/30/21)  
 Yards: .....\*76 vs. Colorado (9/25/21)  
 TDs: .....\*1 (2x) MR: vs. Washington St. (10/30/21)

## #16 DB JAMARRIEN BURT

Tackles: .....1 at West Virginia (11/12/22)  
 TFL: .....N/A  
 Sacks: .....N/A  
 INT: .....N/A  
 PBU: .....N/A

## #94 DL ISAIAH COE

Tackles: .....5 vs. Oklahoma State (11/19/22)  
 TFL: .....2.0 (3x) MR: vs. Oklahoma State (11/19/22)  
 Sacks: .....1.0 (2x) MR: vs. UTEP (9/3/22)  
 INT: .....N/A  
 PBU: .....N/A  
 Blocks: .....1 vs. Nebraska (9/18/21)

## #22 DB C.J. COLDON (\*AT WYOMING)

Tackles: .....13 at West Virginia (11/12/22)  
 TFL: .....1.0 (7x) MR: at West Virginia (11/12/22)  
 Sacks: .....\*1.0 at Air Force (10/9/21)  
 INT: .....1 (4x) MR: vs. Oklahoma State (11/19/22)  
 PBU: .....\*3 (2x) MR: vs. Oklahoma State (11/19/22)

## #16 WR BRIAN DARBY

Rec: .....3 vs. Tulane (9/4/21)  
 Yards: .....49 vs. Texas Tech (10/30/21)  
 TDs: .....1 (2x) MR: at Okla. State (11/27/21)

## #4 DB JADEN DAVIS

Tackles: .....7 vs. Texas (10/8/22)  
 TFL: .....N/A  
 Sacks: .....N/A  
 INT: .....1 vs. South Dakota (9/7/19)  
 PBU: .....1 (4x) MR: vs. TCU (10/16/21)

## #21 DB KENDALL DENNIS

Tackles: .....2 vs. Texas (10/8/22)  
 TFL: .....N/A  
 Sacks: .....N/A  
 INT: .....N/A  
 PBU: .....N/A

## #40 DL ETHAN DOWNS

Tackles: .....6 at West Virginia (11/12/22)  
 TFL: .....3.0 at West Virginia (11/12/22)  
 Sacks: .....1.0 (4x) MR: vs. Okla. State (11/19/22)  
 INT: .....N/A  
 PBU: .....1 (3x) MR: vs. Oklahoma State (11/19/22)

## #1 DB JOSHUA EATON

Tackles: .....1 (7x) MR: at Kansas (10/23/21)  
 TFL: .....N/A  
 Sacks: .....N/A  
 INT: .....N/A  
 PBU: .....N/A

## #90 DL JOSH ELLISON

Tackles: .....5 vs. Nebraska (9/18/21)  
 TFL: .....1.0 (3x) MR at West Virginia (11/12/22)  
 Sacks: .....0.5 (3x) MR: vs. Nebraska (9/18/21)  
 INT: .....N/A  
 PBU: .....1 vs. Baylor (12/5/20)

## #3 WR JALIL FAROOQ

Rec: .....5 (2x) MR: at West Virginia (11/12/22)  
 Yards: .....74 at Iowa State (10/29/22)  
 TDs: .....1 (3x) MR: vs. Oklahoma State (11/19/22)

## #82 WR GAVIN FREEMAN

Rush: .....3 at Iowa State (10/29/22)  
 Yards: .....46 vs. UTEP (9/3/22)  
 TDs: .....1 vs. UTEP (9/3/22)  
 Rec: .....1 (3x) MR: vs. Oklahoma State (11/20/22)  
 Yards: .....41 vs. Kansas (10/15/22)  
 TDs: .....N/A

## #8 QB DILLON GABRIEL (\*AT UCF)

Comp: .....\*35 at Memphis (10/17/20)  
 Att: .....\*51 vs. Tulsa (10/3/20)  
 Pass Yds: .....\*601 at Memphis (10/17/20)  
 Pass TDs: .....\*5 (2x) MR: vs. Tulane (10/24/20)  
 Rush Yds: .....\*64 vs. Boise State (9/2/21)  
 Rush TDs: .....1 (1x) MR: vs. Okla. State (11/20/22)

## #1 WR JAYDEN GIBSON

Rec: .....1 at TCU (10/1/22)  
 Yards: .....12 at TCU (10/1/22)  
 TDs: .....N/A

## #44 DL KELVIN GILLIAM

Tackles: .....2 vs. W. Carolina (9/11/21)  
 TFL: .....0.5 vs. Kent State (9/10/22)  
 Sacks: .....N/A  
 INT: .....N/A  
 PBU: .....N/A

## #9 WR D.J. GRAHAM

Tackles: .....6 (2x) MR: vs. Texas (10/8/22)  
 TFL: .....1.0 vs. Baylor (12/5/20)  
 Sacks: .....N/A  
 INT: .....1 (2x) MR vs. Nebraska (9/18/21)  
 PBU: .....1 (5x) MR: at TCU (10/1/22)

## #0 RB ERIC GRAY (\*AT TENNESSEE)

Rush: .....\*31 at Arkansas (11/7/20)  
 Yards: .....\*246 vs. Vanderbilt (11/30/19)  
 TDs: .....\*3 vs. Vanderbilt (11/30/19)  
 Rec: .....\*8 at Georgia (10/10/20)  
 Yards: .....\*54 at Georgia (10/10/20)  
 TD: .....1 (5x[2xOUJ]) MR: vs. Oregon (12/29/21)

## #14 DL REGGIE GRIMES

Tackles: .....4 vs. Kent State (9/10/22)  
 TFL: .....2.5 (2x) MR: vs. Kent State (9/10/22)  
 Sacks: .....2.5 vs. UTEP (9/3/22)  
 INT: .....N/A  
 PBU: .....1 vs. TCU (10/16/21)

## #84 TE CARSTEN GROOS

Rush: .....1 vs. W. Carolina (9/11/21)  
 Yards: .....8 vs. W. Carolina (9/11/21)  
 TDs: .....N/A

## #56 DL GRACEN HALTON

Tackles: .....3 (2x) MR: at TCU (10/1/22)  
 TFL: .....1.0 at TCU (10/1/22)  
 Sacks: .....N/A  
 INT: .....N/A  
 PBU: .....N/A

## #17 DB DAMOND HARMON

Tackles: .....5 (2x) MR at TCU (10/1/22)  
 TFL: .....N/A  
 Sacks: .....N/A  
 INT: .....N/A  
 PBU: .....N/A

## #37 DB JUSTIN HARRINGTON

Tackles: .....8 at TCU (10/1/22)  
 TFL: .....N/A  
 Sacks: .....N/A  
 INT: .....1 vs. Kent State (9/10/22)  
 PBU: .....1 (2x) MR: at Nebraska (9/17/22)

## #13 WR J.J. HESTER (\*AT MISSOURI)

Rec: .....\*3 vs. Army (12/22/21)  
 Yards: .....\*79 vs. Southeast Mo. State (9/18/21)  
 TDs: .....1 (2x) MR: vs. North Texas (10/9/21)

## #77 DL JEFFERY JOHNSON (\*AT TULANE)

Tackles: .....\*7 vs. East Carolina, 10/2/21  
 TFL: .....\*2.0 vs. USF, 11/29/21  
 Sacks: .....\*1.5 vs. Tulsa, 11/2/19  
 INT: .....\*1 vs. Nicholls, 9/8/18  
 PBU: .....N/A

## #7 LB JAREN KANAK

Tackles: .....10 at Nebraska (9/17/22)  
 TFL: .....0.5 vs. Kent State (9/10/22)  
 Sacks: .....N/A  
 INT: .....N/A  
 PBU: .....N/A



**#88 DL JORDAN KELLEY**

Tackles:.....6 vs. Oklahoma State (11/19/22)  
 TFL: .....2.5 vs. Oklahoma State (11/19/22)  
 Sacks:.....2.0 vs. Oklahoma State (11/19/22)  
 INT: .....N/A  
 PBU: .....N/A

**#25 RB JADEN KNOWLES**

Rush: .....4 vs. W. Carolina (9/11/21)  
 Yards: .....37 vs. W. Carolina (9/11/21)  
 TDs: .....2 vs. W. Carolina (9/11/21)  
 Rec: .....2 vs. W. Carolina (9/11/21)  
 Yards: .....65 vs. W. Carolina (9/11/21)  
 TDs: .....N/A

**#8 DL JONAH LAULU (\*AT HAWAII)**

Tackles:.....\*6 at Wyoming, 11/7/20  
 TFL: .....\*2.5 at SDSU, 11/14/20  
 Sacks:.....\*2.0 at UCLA, 8/28/21  
 INT: .....1 vs. Oklahoma State (11/20/22)  
 PBU: .....N/A

**#12 DB KEY LAWRENCE (\*AT TENNESSEE)**

Tackles:.....9 vs. Baylor (11/5/22)  
 TFL: .....2.0 at Kansas (10/23/21)  
 Sacks:.....1.0 vs. Iowa State (11/20/21)  
 INT: .....1 at Nebraska (9/17/22)  
 PBU: .....2 (2x) MR: vs. Kansas (10/15/22)

**#24 RB MARCUS MAJOR**

Rush: .....12 (3x) MR: at Iowa State (10/29/22)  
 Yards: .....110 vs. Florida (12/30/20)  
 TDs: .....2 vs. UTEP (9/3/22)  
 Rec: .....2 (2x) MR: at Iowa State (10/29/22)  
 Yards: .....24 (2x) MR: at Nebraska (9/17/22)  
 TD: .....1 at Nebraska (9/17/22)

**#41 LB JAKE MCCOY**

Tackles:.....5 at TCU (10/1/22)  
 TFL: .....N/A  
 Sacks:.....N/A  
 INT: .....N/A  
 PBU: .....N/A

**#17 WR MARVIN MIMS JR.**

Rec: .....9 vs. Kansas (10/15/22)  
 Yards: .....163 vs. Kent State (9/10/22)  
 TDs: .....2 (5x) MR: vs. Kent State (9/10/22)  
 All-Purpose Yards: ...203 vs. Kent State (9/10/22)

**#6 DB TREY MORRISON (\*AT NORTH CAROLINA)**

Tackles:.....\*12 at Wake Forest (9/13/19)  
 TFL: .....\*2.0 at Miami (9/27/18)  
 Sacks:.....1.0 at Miami (9/27/18)  
 INT: .....1 (2x) MR: at Florida State (10/17/20)  
 PBU: .....1 (14x) MR: at TCU (10/1/22)

**#29 DB JORDAN MUKES**

Tackles:.....2 vs. W. Carolina (9/11/21)  
 TFL: .....N/A  
 Sacks:.....N/A  
 INT: .....N/A  
 PBU: .....N/A

**#22 TE DANIEL PARKER (\*AT MISSOURI)**

Rec: .....\*4 (2x) MR: vs. Tennessee (11/23/19)  
 Yards: .....\*46 vs. South Carolina (9/21/19)  
 TDs: .....\*2 at Kentucky (9/11/21)

**#31 DL JALEN REDMOND**

Tackles:.....5 vs. Nebraska (9/18/21)  
 TFL: .....2.5 (2x) MR: vs. Kent State (9/10/22)  
 Sacks:.....1.5 (2x) MR vs. Nebraska (9/18/21)  
 INT: .....N/A  
 PBU: .....1 (4x) MR: vs. Kansas State (9/24/22)

**#92 DL KORI ROBERSON**

Tackles:.....4 vs. West Virginia (9/25/21)  
 TFL: .....1.0 (3x) MR vs. West Virginia (9/25/21)  
 Sacks:.....1.0 at TCU (10/24/20)  
 INT: .....N/A  
 PBU: .....1 vs. Baylor (12/5/20)

**#19 QB RALPH RUCKER**

Comp: .....2 vs. W. Carolina (9/11/21)  
 Att: .....2 vs. W. Carolina (9/11/21)  
 Pass Yds: .....20 vs. W. Carolina (9/11/21)  
 Pass TDs: .....N/A  
 Rush Yds: .....N/A  
 Rush TDs: .....N/A

**#27 RB GAVIN SAWCHUK**

Rush: .....2 at TCU (10/1/22)  
 Yards: .....5 at TCU (10/1/22)  
 TDs: .....N/A  
 Rec: .....N/A  
 Yards: .....N/A  
 TD: .....N/A

**#20 DL CLAYTON SMITH**

Tackles:.....4 at Nebraska (9/17/22)  
 TFL: .....1.0 at Nebraska (9/17/22)  
 Sacks:.....N/A  
 INT: .....N/A  
 PBU: .....N/A

**#89 WR DAMON SMITH**

Rec: .....2 vs. Missouri State (9/12/20)  
 Yards: .....7 vs. Missouri State (9/12/20)  
 TDs: .....N/A

**#3 DB ROBERT SPEARS-JENNINGS**

Tackles:.....5 at West Virginia (11/12/22)  
 TFL: .....0.5 vs. Texas (10/8/22)  
 Sacks:.....N/A  
 INT: .....N/A  
 PBU: .....N/A

**#12 WR DRAKE STOOPS**

Rec: .....6 vs. Oklahoma State (11/19/22)  
 Yards: .....93 vs. Kansas State (9/26/20)  
 TDs: .....1 (7x) MR: vs. Oklahoma State (11/19/22)

**#33 DL MARCUS STRIPLING**

Tackles:.....4 vs. Oregon (12/29/21)  
 TFL: .....2.0 vs. Oregon (12/29/21)  
 Sacks:.....1.5 vs. Kansas (11/7/20)  
 INT: .....N/A  
 PBU: .....N/A

**#28 LB DANNY STUTSMAN**

Tackles:.....15 at West Virginia (11/12/22)  
 TFL: .....4.0 vs. Kent State (9/10/22)  
 Sacks:.....1.0 vs. Kent State (9/10/22)  
 INT: .....1 (2x) MR: at West Virginia (11/12/22)  
 PBU: .....1 (2x) MR: vs. Oklahoma State (11/19/22)

**#31 TE JACKSON SUMLIN**

Rec: .....3 vs. W. Carolina (9/11/21)  
 Yards: .....19 vs. W. Carolina (9/11/21)  
 TDs: .....N/A

**#32 DL R MASON THOMAS**

Tackles:.....2 (2x) MR: vs. Texas (10/8/22)  
 TFL: .....0.5 (2x) MR: at West Virginia (11/12/22)  
 Sacks:.....0.5 vs. UTEP (9/3/22)  
 INT: .....N/A  
 PBU: .....N/A

**#2 LB DAVID UGWOEGBU**

Tackles:.....15 vs. Kansas State (9/24/22)  
 TFL: .....2.0 (4x) MR: vs. Kansas (10/15/22)  
 Sacks:.....1.0 (2x) MR: vs. UTEP (9/3/22)  
 INT: .....1 vs. Okla. State (11/21/20)  
 PBU: .....1 (2x) MR: at West Virginia (11/12/22)

**#29 RB TAWEE WALKER**

Rush: .....5 (2x) MR: at TCU (10/1/22)  
 Yards: .....21 vs. Kent State (9/10/22)  
 TDs: .....N/A

**#0 DB WOODI WASHINGTON**

Tackles:.....10 vs. LSU (12/28/19)  
 TFL: .....0.5 at West Virginia (11/12/22)  
 Sacks:.....N/A  
 INT: .....2 at Okla. State (11/27/21)  
 PBU: .....1 (9x) MR: vs. Oklahoma State (11/19/22)

**#10 WR THEO WEASE**

Rec: .....8 vs. Texas (10/10/20)  
 Yards: .....105 at Texas Tech (10/31/20)  
 TDs: .....2 vs. Okla. State (11/21/20)

**#81 WR TREVON WEST**

Rec: .....4 vs. Missouri State (9/12/20)  
 Yards: .....59 vs. Missouri State (9/12/20)  
 TDs: .....N/A

**#23 LB DASHAUN WHITE**

Tackles:.....14 at Iowa State (10/29/22)  
 TFL: .....1.5 (4x) MR: at West Virginia (11/12/22)  
 Sacks:.....1.5 vs. Missouri State (9/12/20)  
 INT: .....1 (2x) MR: vs. Oklahoma State (11/19/22)  
 PBU: .....2 vs. Kansas State (9/24/22)

**#13 LB SHANE WHITTER**

Tackles:.....5 vs. Kansas (11/7/20)  
 TFL: .....1.5 vs. West Virginia (9/25/21)  
 Sacks:.....N/A  
 INT: .....N/A  
 PBU: .....1 vs. Florida (12/30/20)

**#24 DB GENTRY WILLIAMS**

Tackles:.....2 at West Virginia (11/12/22)  
 TFL: .....N/A  
 Sacks:.....N/A  
 INT: .....1 vs. UTEP (9/3/22)  
 PBU: .....N/A

**#9 TE BRAYDEN WILLIS**

Rush: .....7 vs. Texas (10/8/22)  
 Yards: .....18 vs. Texas (10/8/22)  
 TDs: .....N/A  
 Rec: .....5 (2x) MR: vs. Kansas (10/15/22)  
 Yards: .....102 vs. Kansas (10/15/22)  
 TDs: .....2 (2x) vs. Kansas State (9/24/22)

# THE LAST TIME...

## INDIVIDUAL

### Rushed 30 times

OU: 37, Samaje Perine vs. Oklahoma State (12/3/16)  
Opp.: 30, Justice Hill, Oklahoma State (11/4/17)

### Rushed 40 times

OU: 55, Steve Owens at Oklahoma State (11/29/69)  
Opp.: 40, Ricky Williams, Texas (10/11/97)

### Rushed 50 times

OU: 55, Steve Owens at Oklahoma State (11/29/69)  
Opp.: Has not happened since at least 1996

### Rushed for 100 yards

OU: 211, Eric Gray at West Virginia (11/12/22)  
Opp.: 119, Garrett Greene, West Virginia (11/12/22)

### Quarterback rushed for 100 yards

OU: 173, Jalen Hurts vs. TCU (11/23/19)  
Opp.: 119, Garrett Greene, West Virginia (11/12/22)

### Rushed for 200 yards

OU: 211, Eric Gray at West Virginia (11/12/22)  
Opp.: 252, Pooka Williams, Kansas (11/17/18)

### Rushed for 300 yards

OU: 427, Samaje Perine vs. Kansas (11/22/14)  
Opp.: 331, Justin Crawford, West Virginia (11/19/16)

### Rushed for 400 yards

OU: 427, Samaje Perine vs. Kansas (11/22/14)  
Opp.: Never

### Two 100-yard rushers

OU: 186, Rhamondre Stevenson and 110, Marcus Major vs. Florida (12/30/20)  
Opp.: 136, Kendre Miller and 116, Max Duggan, TCU (10/1/22)

### Three 100-yard rushers

OU: 146, Trevor Knight, 144, Alex Ross & 110, Samaje Perine at Iowa State (11/1/14)  
Opp.: Never

### Had a 70-yard run from scrimmage

OU: 74, Caleb Williams vs. Iowa State (11/20/21)  
Opp.: 75, Sony Michel, Georgia (1/1/18)

### Had an 80-yard run from scrimmage

OU: 86, Kennedy Brooks vs. Kansas State (10/27/18)  
Opp.: 81, D'Onta Foreman, Texas (10/10/15)

### Had a 90-yard run from scrimmage

OU: 99, Abdul Adams at Baylor (9/23/17)  
Opp.: 99, Eric Vann, Kansas (10/4/97)

### Rushed for three touchdowns

OU: 3, Kennedy Brooks vs. Oregon (12/29/21)  
Opp.: 4, Adrian Martinez, Kansas State (9/24/22)

### Rushed for four touchdowns

OU: 4, Rodney Anderson vs. West Virginia (11/25/17)  
Opp.: 4, Adrian Martinez, Kansas State (9/24/22)

### Rushed for five touchdowns

OU: 5, Samaje Perine vs. Kansas (11/22/14)  
Opp.: Never

### Rushed for six touchdowns

OU: 6, Quentin Griffin vs. Texas (10/7/00)  
Opp.: Never

### Passed for 300 yards

OU: 403, Dillon Gabriel vs. Kansas (10/15/22)  
Opp.: 381, Spencer Sanders, Oklahoma State (11/19/22)

### Passed for 400 yards

OU: 403, Dillon Gabriel vs. Kansas (10/15/22)  
Opp.: 493, Joe Burrow, LSU (12/28/19)

### Passed for 500 yards

OU: 598, Baker Mayfield at Oklahoma State (11/4/17)  
Opp.: 539, Will Grier, West Virginia (11/23/18)

### Attempted 40 passes

OU: 40, Dillon Gabriel vs. Oklahoma State (11/19/22)  
Opp.: 67, Spencer Sanders, Oklahoma State (11/19/22)

### Attempted 50 passes

OU: 71, Landry Jones vs. Oklahoma State (11/24/12)  
Opp.: 67, Spencer Sanders, Oklahoma State (11/19/22)

### Attempted 60 passes

OU: 71, Landry Jones vs. Oklahoma State (11/24/12)  
Opp.: 67, Spencer Sanders, Oklahoma State (11/19/22)

### Threw three touchdown passes

OU: 4, Dillon Gabriel vs. Kansas State (9/24/22)  
Opp.: 4, Jason Bean, Kansas (10/15/22)

### Threw four touchdown passes

OU: 4, Dillon Gabriel vs. Kansas State (9/24/22)  
Opp.: 4, Jason Bean, Kansas (10/15/22)

### Threw five touchdown passes

OU: 6, Caleb Williams vs. Texas Tech (10/30/21)  
Opp.: 5, Casey Thompson, Texas (10/9/21)

### Threw six touchdown passes

OU: 6, Caleb Williams vs. Texas Tech (10/30/21)  
Opp.: 7, Joe Burrow, LSU (12/28/19)

### Non-quarterback touchdown pass

OU: 2 yards, Michael Turk to Zach Schmit at Iowa State (10/29/22)  
Opp.: 9 yards, Pooka Williams to Jeremiah Booker, Kansas (11/17/18)

### Caught 10 passes

OU: 10, CeeDee Lamb vs. Texas (10/12/19)  
Opp.: 10, Xavier Hutchinson, Iowa State (10/29/22)

### Had 100 yards receiving

OU: 120, Marvin Mims vs. Baylor (11/5/22)  
Opp.: 118, Brennan Presley; 109, Braydon Johnson, Oklahoma State (11/19/22)

### Two 100-yard receivers

OU: 106, Marvin Mims; 102, Brayden Willis vs. Kansas (10/15/22)  
Opp.: 118, Brennan Presley; 109, Braydon Johnson, Oklahoma State (11/19/22)

### Had 150 yards receiving

OU: 163, Marvin Mims vs. Kent State (9/10/22)  
Opp.: 152, Charlie Kolar, Iowa State (11/20/21)

### Had 200 yards receiving

OU: 243, Marquise Brown at West Virginia (11/23/18)  
Opp.: 261, Xavier Worthy, Texas (10/9/21)

### Had a 70-yard pass completion

OU: 71, Jalen Hurts to CeeDee Lamb vs. Baylor (12/7/19)  
Opp.: 73, Max Duggan to Taye Barber, TCU (10/1/22)

### Had an 80-yard pass completion

OU: 82, Kyler Murray to CeeDee Lamb, vs. Kansas State (10/27/18)  
Opp.: 81, Jacob Zeno to Treستان Ebner, Baylor (12/7/19)

### Had a 90-yard pass completion

OU: 90, Eric Moore to P.J. Mills vs. Iowa State (10/7/95)  
Opp.: 90, Jake Waters to Tyler Lockett, Kansas State (11/23/13)

### Caught two touchdown passes

OU: 2, Brayden Willis vs. Kansas State (9/24/22)  
Opp.: 2, Lawrence Arnold; 2, Mason Fairchild, Kansas (10/15/22)

### Caught three touchdown passes

OU: 3, Jadon Haselwood vs. TCU (10/16/21)  
Opp.: 3, Quentin Johnston, TCU (10/16/21)

### Caught four touchdown passes

OU: 4, Kenny Stills at West Virginia (11/17/12)  
Opp.: 4, Justin Jefferson, LSU (12/28/19)

### 100-yard rusher and 100-yard receiver

OU: 120 (rec.), Marvin Mims; 106 (rush) Eric Gray vs. Baylor (11/5/22)  
Opp.: 136 (rush), Kendre Miller, 116 (rush), Max Duggan, 107 (rush.), Taye Barber (rec.), TCU (10/23/21)

### 100-yard rusher and 100-yard receiver (same player)

OU: 151 (rush) and 139 (rec.) Rodney Anderson vs. TCU (11/11/17)  
Opp.: Has not happened since at least 1996

### 150-yard rusher and 150-yard receiver

OU: 182 (rush), Kennedy Brooks and 114 (rush) Kyler Murray, 243 (rec.), Marquise Brown at West Virginia (11/23/18)  
Opp.: 161 (rush), Zack Langer, 189 (rec.), Keyarris Garrett, Tulsa (9/19/15)

### 200-yard rusher and 200-yard receiver

OU: 263 (rush), Joe Mixon, 202 (rec.), Dede Westbrook at Texas Tech (10/22/16)  
Opp.: 344 (rush), Tavon Austin, 205 (rec.), Stedman Bailey, West Virginia (11/17/12)

### Returned a punt for a touchdown

OU: 71, Dede Westbrook vs. Kansas (10/29/16)  
Opp.: 92, Tyreek Hill, Oklahoma State (12/6/14)

### Returned a kickoff for a touchdown

OU: 97, Joe Mixon vs. Ohio State (9/17/16)  
Opp.: 100, Brennan Presley, Oklahoma State (11/27/21)

### Returned an interception for a touchdown

OU: 45, Tre Norwood vs. Florida (12/30/20)  
Opp.: 98, Vernon Scott, TCU (11/23/19)

### Returned a fumble for a touchdown

OU: 42, Jalen Redmond vs. Iowa State (11/20/21)  
Opp.: 63, Cassius Sendish, Kansas (11/22/14)

### Returned a blocked field goal for a touchdown

OU: 48, Darryl Bright vs. Texas Tech (11/21/98)  
Opp.: Under research

### Returned a blocked punt for a touchdown

OU: 0, Austin Stogner vs. West Virginia (10/19/19)  
Opp.: 24, Nathan Jeffery, UTEP (9/1/12)

### Had 10 tackles

OU: 10, Danny Stutsman vs. Oklahoma State (11/19/22)  
Opp.: 11, Jason Taylor II, Oklahoma State (11/19/22)

### Had 15 tackles

OU: 15, Danny Stutsman at West Virginia (11/12/22)  
Opp.: 15, Dillon Doyle, Baylor (11/5/22)

### Had 20 tackles

OU: 28, Kenneth Murray; 23, Curtis Bolton vs. Army (9/22/18)  
Opp.: 21, Jalen Reeves-Maybin, Tennessee (9/12/15)

**Had multiple interceptions**

OU: 2, Woodi Washington at Oklahoma State (11/27/21)  
Opp.: 2, Dylan Haines, Texas (10/8/16)

**Had at least 2.0 sacks**

OU: 2.0, Jordan Kelley vs. Oklahoma State (11/19/22)  
Opp.: 2.0, Sean Martin, West Virginia (11/12/22)

**Blocked a punt**

OU: David Ugwoegbu vs. Texas (10/10/20)  
Opp.: DeMarvion Overshown, Texas (10/9/21)

**Blocked a field goal**

OU: Perrion Winfrey vs. Texas (10/10/20)  
Opp.: Lorenzo Carter, Georgia (1/1/18)

**Blocked an extra point attempt**

OU: Isaiah Coe vs. Nebraska (9/18/21)  
Opp.: Team, Kansas (11/17/18)

**Recorded a safety**

OU: David Ugwoegbu vs. Kent State (9/10/22)  
Opp.: Team, Texas A&M (11/6/10) (Bad snap thru end zone)

**Made three field goals**

OU: 4, Gabe Brkic vs. Texas (10/9/21)  
Opp.: 3, John Mayers, Baylor (12/7/19)

**Made a 50-yard field goal**

OU: 53, Gabe Brkic vs. Texas Tech (10/30/21)  
Opp.: 55, Rodrigo Blankenship, Georgia (1/1/18)

**Had a 70-yard punt**

OU: 85, Michael Turk vs. Texas (10/9/21)  
Opp.: 78, Cameron Dicker, Texas (10/9/21)

**Converted a two-point PAT**

OU: Dillon Gabriel rush at West Virginia (11/12/22)  
Opp.: Kris Hutson, Oregon (12/29/21)

**Returned a blocked/failed PAT for a two-point conversion:**

OU: Billy Bowman at West Virginia (11/12/22) [fumbled kick snap]  
Opp.: Quandre Diggs, Texas (10/13/12)

**Returned a two-point PAT attempt for a two-point conversion:**

OU: Robert Barnes at Texas Tech (11/3/18)  
Opp.: N/A

**TEAM****Scored 40 points**

OU: 52-42, vs. Kansas (10/15/22)  
Opp: 52-42, Kansas (10/15/22)

**Scored 50 points**

OU: 52-42, vs. Kansas (10/15/22)  
Opp: 55-24, TCU (10/1/22)

**Scored 60 points**

OU: 76-0, vs. Western Carolina (9/11/21)  
Opp: 63-28, LSU (12/28/19)

**Scored 70 points**

OU: 76-0, vs. Western Carolina (9/11/21)  
Opp.: 73-21, Nebraska (11/2/96)

**Posted a shutout**

OU: 76-0, vs. Western Carolina (9/11/21)  
Opp.: 49-0, vs. Texas (10/8/22)

**Rushed for 200 yards**

OU: 236, at West Virginia (11/12/22)  
Opp.: 203, West Virginia (11/12/22)

**Rushed for 300 yards**

OU: 312, at Nebraska (9/17/22)  
Opp.: 361, TCU (10/1/22)

**Rushed for 400 yards**

OU: 435, vs. Florida (12/30/20)  
Opp.: 458 at West Virginia (11/17/12)

**Rushed for 500 yards**

OU: 510, Kansas (11/22/14)  
Opp.: Never

**Rushed for 600 yards**

OU: 768 vs. Kansas State (10/15/88)  
Opp.: Never

**Rushed for 700 yards**

OU: 768 vs. Kansas State (10/15/88)  
Opp.: Never

**Rushed for less than 100 yards**

OU: 78 vs. Baylor (11/13/21)  
Opp.: 66, Iowa State (10/29/22)

**Rushed for five touchdowns**

OU: 5 vs. Kansas (10/15/22)  
Opp.: 5, Baylor (11/5/22)

**Rushed for six touchdowns**

OU: 6 vs. Kansas (11/7/20)  
Opp.: 6, Kansas State (10/26/19)

**Rushed for seven touchdowns**

OU: 7, Texas Tech (10/24/15)  
Opp.: 8, Nebraska (11/1/97)

**Rushed for eight touchdowns**

OU: 8, Florida A&M (9/8/12)  
Opp.: 8, Nebraska (11/1/97)

**Passed for 300 yards**

OU: 403, vs. Kansas (10/15/22)  
Opp.: 381, Oklahoma State (11/19/22)

**Passed for 400 yards**

OU: 403, vs. Kansas (10/15/22)  
Opp.: 532, LSU (12/28/19)

**Passed for 500 yards**

OU: 598, at Oklahoma State (11/4/17)  
Opp.: 532, LSU (12/28/19)

**Passed for less than 100 yards**

OU: 39, vs. Texas (10/8/22)  
Opp.: 65, TCU (11/23/19)

**Passed for five touchdowns**

OU: 7, vs. Texas Tech (10/30/21)  
Opp.: 5, Texas (10/9/21)

**Passed for six touchdowns**

OU: 7, vs. Texas Tech (10/30/21)  
Opp.: 7, LSU (12/28/19)

**Gained 500 yards total offense**

OU: 701, vs. Kansas (10/15/22)  
Opp.: 585, Texas (10/8/22)

**Gained 600 yards total offense**

OU: 701, vs. Kansas (10/15/22)  
Opp.: 668, TCU (10/1/22)

**Gained 700 yards total offense**

OU: 701, vs. Kansas (10/15/22)  
Opp.: 704, West Virginia (11/23/18)

**Gained 800 yards total offense**

OU: 854, at Texas Tech (10/22/16)  
Opp.: 854, Texas Tech (10/22/16)

**Held under 100 total yards**

OU: 83, vs. Navy (10/2/65)  
Opp.: 44 vs. Idaho State (9/12/09)

**Held under 200 total yards**

OU: 195, vs. Texas (10/8/22)  
Opp.: 178, vs. Western Carolina (9/11/21)



# BEST OF THE 2000s

## INDIVIDUAL

### OFFENSE

#### Rushing Yards

427, Samaje Perine vs. Kansas (11/22/14)\*  
263, Joe Mixon at Texas Tech (10/22/16)  
249, Adrian Peterson at Oklahoma State (10/30/04)  
248, Quentin Griffin vs. Texas (10/12/02)  
242, Samaje Perine at West Virginia (9/20/14)

#### Rushing Attempts

37, Samaje Perine vs. Oklahoma State (12/3/16)  
36, Adrian Peterson at Kansas State (10/16/04)  
35, Samaje Perine vs. Texas (10/8/16)  
35, DeMarco Murray vs. Utah State (9/4/10)  
35, Allen Patrick at Missouri (10/28/06)  
35, Allen Patrick vs. Colorado (10/21/06)

#### Rushing Touchdowns

6, Quentin Griffin vs. Texas (10/7/00)\*  
5, Samaje Perine vs. Kansas (11/22/14)  
5, DeMarco Murray vs. North Texas (9/1/07)  
4, Done 8 times, MR:  
Rodney Anderson vs. West Virginia (11/25/17)

#### Passing Yards

598, Baker Mayfield at Oklahoma State (11/4/17)\*  
554, Landry Jones at West Virginia (11/17/12)  
545, Baker Mayfield at Texas Tech (10/22/16)  
505, Landry Jones at Kansas State (10/29/11)  
500, Landry Jones vs. Oklahoma State (11/24/12)

#### Pass Completions

46, Landry Jones vs. Oklahoma State (11/24/12)\*  
38, Landry Jones at West Virginia (11/17/12)  
37, Landry Jones at Oklahoma State (11/27/10)  
36, Done 5 times, MR: Landry Jones at Baylor (11/19/11)

#### Pass Attempts

71, Landry Jones vs. Oklahoma State (11/24/12)\*  
62, Landry Jones at Oklahoma State (11/27/10)  
59, Landry Jones at Texas A&M (11/6/10)  
58, Landry Jones at Nebraska (11/7/09)  
55, Landry Jones vs. Texas Tech (10/22/11)

#### Passing Touchdowns

7, Baker Mayfield at Texas Tech (10/22/16)\*  
6, Caleb Williams vs. Texas Tech (10/30/21)  
6, Kyle Murray vs. Baylor (9/29/18)  
6, Landry Jones at West Virginia (11/17/12)  
6, Landry Jones vs. Tulsa (9/19/09)  
5, Done 19 times, MR: Spencer Rattler vs. Western Carolina (9/11/21)

#### Receptions

15, Sterling Shepard vs. Kansas State (10/18/14)\*  
15, Justin Brown vs. Oklahoma State (11/24/12)\*  
15, Jalen Saunders vs. Notre Dame (10/27/12)\*  
15, Ryan Broyles vs. Iowa State (10/16/10)\*  
14, Sterling Shepard at Baylor (11/14/15)  
14, Ryan Broyles at Kansas State (10/29/11)  
14, Ryan Broyles vs. Tulsa (9/3/11)

#### Receiving Yards

265, Marquise Brown at Oklahoma State (11/4/17)\*  
243, Marquise Brown at West Virginia (11/23/18)  
232, Dede Westbrook vs. Texas (10/8/16)  
217, Ryan Broyles at Kansas (10/15/11)  
215, Sterling Shepard at TCU (10/4/14)

#### Receiving Touchdowns

4, Kenny Stills at West Virginia (11/17/12)\*  
4, Jermaine Gresham vs. Texas A&M (11/3/07)\*  
4, Trent Smith at Kansas (10/13/01)\*  
3, Done 15 times, MR: CeeDee Lamb vs. Texas Tech (9/28/19)

#### Total Offense

589, Baker Mayfield at Oklahoma State (11/4/17)\*  
572, Baker Mayfield vs. Tulsa (9/19/15)  
564, Baker Mayfield at Texas Tech (10/22/16)  
554, Landry Jones at West Virginia (11/17/12)  
508, Jalen Hurts vs. Houston (9/1/19)

#### All-Purpose Yards

446, Samaje Perine vs. Kansas (11/22/14)\*  
377, Joe Mixon at Texas Tech (10/22/16)  
316, Ryan Broyles vs. Oklahoma State (11/28/09)  
301, Ryan Broyles at Kansas (10/15/11)  
290, Rodney Anderson vs. TCU (11/11/17)

#### Tackles

28, Kenneth Murray vs. Army (9/22/18)  
23, Curtis Bolton vs. Army (9/22/18)  
19, Dominique Alexander vs. Texas (10/12/13)  
19, Travis Lewis vs. Texas (10/11/08)  
19, Lance Mitchell at Missouri (10/5/02)

#### Tackles for Loss

5.0, Pryce Macon vs. Nebraska (12/4/10)  
5.0, Rufus Alexander vs. Middle Tennessee (9/23/06)  
5.0, Teddy Lehman vs. Kansas State (12/6/03)  
5.0, Jimmy Wilkerson at Baylor (11/4/00)  
4.0, many times, MR: Danny Stutsman vs. Kent State (9/10/22)

#### Sacks

3.0, 15 times, MR: Nik Bonitto vs. Kansas (11/7/20)

#### Interceptions

3, Tony Jefferson vs. Ball State (10/1/11)\*  
3, J.T. Thatcher vs. Kansas (9/30/00)\*  
2, 24 times, MR: Woodi Washington at Okla. State (11/27/21)

#### Pass Breakups

5, Derrick Strait vs. Oklahoma State (11/24/01)  
4, 9 times, MR: Tre Brown vs. Baylor (9/29/18)

## SPECIAL TEAMS

#### Field Goals Made

4, 10 times, MR: Gabe Brkic vs. Texas (10/9/21)\*

## LONGEST PLAYS

#### Rush

99, Abdul Adams at Baylor (9/23/17)\*#  
95, Damien Williams vs. Texas (10/13/12)#  
92, DeMarco Murray vs. Utah State (9/15/07)#  
89, Damien Williams vs. Florida A&M (9/8/12)#  
86, Kennedy Brooks vs. Kansas State (10/27/18)#  
84, Adrian Peterson vs. Oklahoma State (11/26/05)#

#### Pass Play

88, Baker Mayfield to Dede Westbrook vs. Kansas State (10/15/16)#  
87, Kyle Murray to Marquise Brown vs. Tulane (9/16/17)#  
86, Landry Jones to Cameron Kenney at OSU (11/27/10)#  
86, Kyle Murray to CeeDee Lamb vs. Baylor (9/29/18)#  
84, Baker Mayfield to Marquise Brown at Oklahoma State (11/4/17)#  
82, Kyle Murray to CeeDee Lamb vs. Kansas State (10/27/18)#  
82, Baker Mayfield to CeeDee Lamb vs. Tulane (9/16/17)#  
82, Blake Bell to Jaz Reynolds vs. Tulsa (9/14/13)

#### Punt

85, Michael Turk vs. Texas (10/9/21)  
85, Tress Way vs. Utah State (9/4/10)  
75, Tress Way at TCU (12/1/12)  
75, Michael Cohen at Texas A&M (11/4/06)  
74, Tress Way vs. Oklahoma State (11/28/09)  
73, Cody Freeby at Texas Tech (11/19/05)

#### Field Goal

56, Gabe Brkic vs. Western Carolina (9/11/21)  
56, Gabe Brkic vs. Tulane (9/4/21)  
55, Gabe Brkic vs. Tulane (9/4/21)  
54, Gabe Brkic vs. Iowa State (12/19/20)  
53, Gabe Brkic vs. Texas Tech (10/30/21)  
53, Michael Hunnicutt at Kansas State (10/29/11)  
53, Garrett Hartley vs. Utah State (9/15/07)  
52, Garrett Hartley vs. Texas (10/8/05)  
51, Austin Seibert vs. West Virginia (11/25/17)  
51, Gabe Brkic vs. Tulane (9/4/21)  
51, Gabe Brkic at Iowa State (10/3/20)  
50, Garrett Hartley at Nebraska (10/29/05)  
50, Gabe Brkic vs. Baylor (12/5/20)  
50, Gabe Brkic vs. Kansas (11/7/20)

#### Punt Return

91, Antonio Perkins at Tulsa (8/30/02)#  
91, Jalen Saunders vs. Iowa State (11/16/13)#  
90, Justin Brown vs. Kansas (10/20/12)#  
87, Ryan Broyles vs. Oklahoma State (11/28/09)#  
84, Antonio Perkins vs. UCLA (9/20/03)#

#### Kick Return

100, Alex Ross at West Virginia (9/20/14)#\*  
100, Roy Finch vs. Kansas (10/20/12)\*#  
100, Mark Bradley at Iowa State (10/4/03)#\*  
97, Joe Mixon vs. Ohio State (9/17/16)#  
93, J.T. Thatcher at Kansas State (10/14/00)

#### Interception Return

100, Julian Wilson vs. Tennessee (9/13/14)#\*  
97, Derrick Strait at Texas Tech (11/22/03)  
85, Dominique Franks at Kansas (10/24/09)#  
85, J.T. Thatcher vs. Texas Tech (11/18/00)#  
80, Jordan Evans at West Virginia (11/19/16)#

#### Fumble Return

70, Nik Bonitto at Kansas State (10/2/21)\*  
69, Cory Heinecke at Air Force (9/1/01)#  
61, Reggie Smith vs. Miami (FL) (9/8/07)#  
56, Jamell Fleming vs. Texas (10/8/11)#  
53, Keenan Clayton vs. Texas Tech (11/22/08)

\* School record

# Play resulted in a touchdown

## TEAM

## OFFENSE

**First Downs**

44, vs. Oklahoma State (11/24/12)  
 41, at Iowa State (11/1/14)  
 39, vs. Missouri (12/6/08)  
 38, vs. Tulsa (9/19/15)  
 37, vs. Iowa State (10/16/10)

**Rushing Yards**

510, vs. Kansas (11/22/14)  
 510, at Iowa State (11/1/14)  
 435, vs. Florida (12/30/20)  
 405, vs. Texas Tech (10/24/15)  
 405, vs. Iowa State (11/16/13)  
 384, at Texas Tech (11/15/14)

**Rushing Attempts**

66, vs. Iowa State (10/19/02)  
 64, vs. TCU (11/23/19)  
 64, at West Virginia (11/19/16)  
 63, vs. Oklahoma State (12/6/14)  
 61, vs. Texas A&M (11/8/03)  
 61, vs. Texas Tech (11/23/02)

**Rushing Touchdowns**

8, vs. Florida A&M (9/8/12)  
 7, vs. Texas Tech (10/24/15)  
 7, vs. North Texas (9/1/07)  
 7, vs. Texas (10/7/00)  
 6, vs. Kansas (11/7/20)  
 6, at Texas Tech (10/31/20)  
 6, vs. Texas (10/13/12)  
 6, vs. Missouri (12/6/08)

**Passing Yards**

598, at Oklahoma State (11/4/17)  
 554, at West Virginia (11/17/12)  
 545, at Texas Tech (10/22/16)  
 520, at Kansas State (10/29/11)  
 512, vs. Oklahoma State (11/24/12)

**Pass Completions**

47, vs. Oklahoma State (11/24/12)  
 39, vs. Tulsa (9/3/11)  
 39, vs. Tulsa (11/3/01)  
 38, at West Virginia (11/17/12)  
 37, at Oklahoma State (11/27/10)  
 37, at Kansas State (10/29/11)

**Pass Attempts**

73, vs. Oklahoma State (11/24/12)  
 62, at Oklahoma State (11/27/10)  
 60, at Texas A&M (11/6/10)  
 58, at Nebraska (11/7/09)  
 55, vs. Texas Tech (10/22/11)

**Passing Touchdowns**

7, vs. Texas Tech (10/30/21)  
 7, at Texas Tech (10/22/16)  
 6, vs. South Dakota (9/7/19)  
 6, vs. Baylor (9/29/18)  
 6, at West Virginia (11/17/12)  
 6, vs. Tulsa (9/19/09)  
 6, vs. Miami (FL) (9/8/07)  
 5, 24 times, MR: vs. Western Carolina (9/11/21)

**Total Offense**

854, at Texas Tech (10/22/16)  
 785, at Oklahoma State (11/4/17)  
 773, vs. Tulsa (9/19/15)  
 751, at Iowa State (11/1/14)  
 733, vs. South Dakota (9/7/19)  
 710, at Kansas (10/31/15)  
 701, vs. Kansas (10/15/22)

**Points**

79, vs. North Texas (9/1/07)  
 77, vs. Texas A&M (11/8/03)  
 76, vs. Western Carolina (9/11/21)  
 70, vs. South Dakota (9/7/19)  
 69, vs. Florida A&M (9/8/12)  
 68, vs. UTEP (9/14/02)  
 66, at Texas Tech (10/22/16)  
 66, at Texas A&M (11/8/08)

## DEFENSE

**Fewest First Downs Allowed**

1, vs. Chattanooga (8/30/08)  
 3, vs. Colorado (12/4/04)  
 3, vs. Texas A&M (11/8/03)  
 5, vs. Colorado (10/21/06)  
 5, vs. Iowa State (10/19/02)  
 5, vs. Texas A&M (11/10/01)

**Fewest Rush Yards Allowed**

-48, at Baylor (11/18/06)  
 -22, vs. Idaho State (9/12/09)  
 -7, at Texas Tech (11/17/01)  
 -7, vs. Texas (10/7/00)  
 -4, vs. Colorado (12/4/04)

**Fewest Pass Yards Allowed**

13, vs. Arkansas (1/1/02)  
 16, at Kansas (10/19/13)  
 20, vs. Chattanooga (8/30/08)  
 25, at Baylor (11/4/00)  
 32, vs. Texas A&M (11/8/03)  
 40, vs. Army (9/22/18)

**Fewest Completions Allowed**

2, vs. Arkansas (1/1/02)  
 3, vs. Army (9/22/18)  
 3, vs. Chattanooga (8/30/08)  
 3, vs. Colorado (10/21/06)  
 4, vs. Texas A&M (11/8/03)  
 4, vs. Iowa State (10/19/02)

**Fewest Total Yards Allowed**

36, vs. Chattanooga (8/30/08)  
 44, vs. Idaho State (9/12/09)  
 46, vs. Colorado (12/4/04)  
 50, vs. Arkansas (1/1/02)  
 54, vs. Texas A&M (11/8/03)

**Fewest Points Allowed**

0, 15 times, MR: vs. Western Carolina (9/11/21)

**Most Sacks Recorded**

9, vs. Kansas (11/7/20)  
 9, vs. Texas (10/12/19)  
 9, vs. Arkansas (1/1/02)  
 9, at Nebraska (10/29/05)  
 8, vs. Texas (10/8/11)  
 7, 8 times, MR: vs. Iowa State (11/20/21)

**Most Tackles for Loss Recorded**

17, vs. Idaho State (9/12/09)  
 16, vs. Texas (10/8/11)  
 15, vs. Oklahoma State (11/26/05)  
 15, vs. Texas (10/12/19)  
 15, vs. Baylor (12/7/19)  
 14, 3 times, MR: vs. Kent State (9/10/22)

**Most Interceptions Recorded**

5, at Texas Tech (11/22/03)  
 5, vs. Kansas (9/30/00)  
 4, vs. Oklahoma State (11/19/22)  
 4, vs. Texas Tech (10/24/15)  
 4, vs. Texas (10/6/01)  
 3, 26 times, MR: at Iowa State (10/29/22)

**Most Turnovers Forced**

7, vs. Kansas (9/30/00)  
 7, vs. UTEP (9/2/00)  
 6, vs. Texas (10/11/03)  
 5, 10 times, MR: vs. West Virginia (10/3/15)

**2022 RESULTS** (OVERALL: 6-5 | BIG 12: 3-5 | HOME: 4-2 | AWAY: 2-2 | NEUTRAL: 0-1)

Date	CFP/AP/C	Opponent (Rank)	TV	Site	Result	Attend.	Top Passer	Top Rusher	Top Receiver	Top Tackler
9/2	(NA/9/9)	UTEP	FOX	Norman	W, 45-13	83,173	Gabriel (15-23-233-0, 2 TD)	Gray (16-102-0)	Mims Jr. (3-81-0)	Bowman/Stutsman (9)
9/10	(NA/7/7)	Kent State	ESPN+	Norman	W, 33-3	83,911	Gabriel (21-28-296-0, 3 TD)	Gray (10-71-0)	Mims Jr. (7-163-2)	Stutsman (12)
9/17	(NA/6/6)	Nebraska	FOX	Lincoln, Neb.	W, 49-14	87,161	Gabriel (16-27-230-0, 2 TD)	Gray (11-113-2)	Mims Jr. (6-66-0)	Kanak (10)
9/24	(NA/6/6)	Kansas State	FOX	Norman	L, 34-41	84,376	Gabriel (26-39-330-0, 4 TD)	Gray (16-114-0)	Mims Jr. (4-87-1)	Ugwoegbu (15)
10/1	(NA/18/16)	at TCU (NA/RV/RV)	ABC	Fort Worth, Texas	L, 24-55	49,094	Gabriel (7-16-126-0, 0 TD)	Barnes (18-100-2)	Mims Jr. (4-41-0)	Ugwoegbu (10)
10/8	(NA/RV/RV)	vs. Texas (NA/NA/RV)	ABC	Dallas, Texas	L, 0-49	92,100	Beville (16-12-38-1, 0 TD)	Farooq (5-61-0)	Willis (2-25-0)	Stutsman (13)
10/15		Kansas (NA/19/20)	ESPN2	Norman	W, 52-42	83,874	Gabriel (29-42-403-1, 2 TD)	Gray (20-176-2)	Mims Jr. (9-106-0)	Ugwoegbu/White (8)
10/29		at Iowa State	FS1	Ames, Iowa	W, 27-14	58,716	Gabriel (15-26-148-0, 1 TD)	Gray (20-101-1)	Farooq (4-74-1)	White (14)
11/5		Baylor (NA/RV/RV)	ESPN+	Norman	L, 35-38	83,546	Gabriel (22-34-261-3, 2 TD)	Gray (13-106-2)	Mims Jr. (4-120-1)	Stutsman (10)
11/12		at West Virginia	FS1	Morgantown, W.Va.	L, 20-23	50,281	Gabriel (17-28-190-0, 0 TD)	Gray (25-211-2)	Mims Jr. (4-98-0)	Stutsman (15)
11/19		Okla. State (NA/24/24)	ABC	Norman	W, 28-13	84,132	Gabriel (20-40-259-1, 2 TD)	Gray (20-90-1)	Stoops (6-89-1)	Ugwoegbu (10)
11/26		at Texas Tech	FS1	Lubbock, Texas						

**TEAM STATISTICS**

	OU	OPP
<b>SCORING</b>	<b>347</b>	<b>304</b>
Points Per Game	31.5	27.6
Points Off Turnovers	38	38
<b>FIRST DOWNS</b>	<b>256</b>	<b>278</b>
Rushing	127	121
Passing	115	134
Penalty	14	23
<b>RUSHING YARDAGE</b>	<b>2389</b>	<b>2105</b>
Yards gained rushing	2580	2465
Yards lost rushing	191	360
Rushing Attempts	476	466
Average Per Rush	5.0	4.5
Average Per Game	217.2	191.4
TDs Rushing	25	22
<b>PASSING YARDAGE</b>	<b>2605</b>	<b>2702</b>
Comp-Att-Int	208-341-7	251-410-15
Average Per Pass	7.6	6.6
Average Per Catch	12.5	10.8
Average Per Game	236.8	245.6
TDs Passing	20	16
<b>TOTAL OFFENSE</b>	<b>4994</b>	<b>4807</b>
Total Plays	817	876
Average Per Play	6.1	5.5
Average Per Game	454.0	437.0
<b>KICK RETURNS: #-Yards</b>	<b>23-437</b>	<b>13-327</b>
<b>PUNT RETURNS: #-Yards</b>	<b>11-146</b>	<b>10-30</b>
<b>INT RETURNS: #-Yards</b>	<b>15-117</b>	<b>7-74</b>
<b>KICK RETURN AVERAGE</b>	<b>20.7</b>	<b>25.2</b>
<b>PUNT RETURN AVERAGE</b>	<b>13.3</b>	<b>3.0</b>
<b>INT RETURN AVERAGE</b>	<b>7.8</b>	<b>10.6</b>
<b>FUMBLES-LOST</b>	<b>11-6</b>	<b>11-3</b>
<b>PENALTIES-Yards</b>	<b>63-575</b>	<b>52-440</b>
Average Per Game	52.3	40.0
<b>PUNTS-Yards</b>	<b>57-2651</b>	<b>60-2597</b>
Average Per Punt	46.5	43.3
Net punt average	42.9	40.2
<b>KICKOFFS-Yards</b>	<b>64-4088</b>	<b>59-3694</b>
Average Per Kick	63.9	62.6
Net kick average	39.1	39.7
<b>TIME OF POSSESSION/Game</b>	<b>25:54</b>	<b>34:06</b>
<b>3RD-DOWN Conversions</b>	<b>64/160</b>	<b>72/179</b>
3rd-Down Pct	40%	40%
<b>4TH-DOWN Conversions</b>	<b>9/23</b>	<b>13/24</b>
4th-Down Pct	39%	54%
<b>SACKS BY-Yards</b>	<b>25-190</b>	<b>22-112</b>
<b>MISC YARDS</b>	<b>0</b>	<b>0</b>
<b>TOUCHDOWNS SCORED</b>	<b>45</b>	<b>39</b>
<b>FIELD GOALS-ATTEMPTS</b>	<b>9-13</b>	<b>11-13</b>
<b>ON-SIDE KICKS</b>	<b>0-0</b>	<b>0-0</b>
<b>RED-ZONE SCORES</b>	<b>(34-39) 87%</b>	<b>(38-46) 83%</b>
<b>RED-ZONE TOUCHDOWNS</b>	<b>(28-39) 72%</b>	<b>(31-46) 67%</b>
<b>PAT-ATTEMPTS</b>	<b>(44-44) 100%</b>	<b>(37-38) 97%</b>
<b>ATTENDANCE</b>	<b>503012</b>	<b>245253</b>
Games/Avg Per Game	6/83835	4/61313
Neutral Site Games		1/92100

**SCORE BY QUARTERS**

	1st	2nd	3rd	4th	OT	TOTAL
Oklahoma	111	100	91	43	—	345
Opponents	86	89	59	72	—	306

**RUSHING**

Name	G	Att	Gain	Loss	Net	Avg	TD	Long	Avg/G
Gray, Eric	11	185	1215	12	1203	6.5	11	54	109.4
Barnes, Jovantae	9	83	401	4	397	4.8	4	31	44.1
Gabriel, Dillon	10	68	369	90	279	4.1	5	61	27.9
Major, Marcus	9	56	233	6	227	4.1	4	27	25.2
Farooq, Jalil	11	13	120	2	118	9.1	0	24	10.7
Freeman, Gavin	11	6	64	2	62	10.3	1	46	5.6
Walker, Tawee	10	18	64	2	62	3.4	0	7	6.2
Stoops, Drake	11	8	48	0	48	6.0	0	14	4.4
Willis, Brayden	11	9	26	2	24	2.7	0	6	2.2
West, Trevon	11	1	7	0	7	7.0	0	7	0.6
Sawchuk, Gavin	1	2	5	0	5	2.5	0	3	5.0
Bunkley-Shelton, LV	10	1	5	0	5	5.0	0	5	0.5
Mims Jr., Marvin	11	2	4	1	3	1.5	0	4	0.3
Beville, Davis	5	15	24	39	-15	-1.0	0	13	-3.0
TEAM	11	10	0	31	-31	-3.1	0	0	-2.8
<b>Total</b>	<b>11</b>	<b>477</b>	<b>2585</b>	<b>191</b>	<b>2394</b>	<b>5.0</b>	<b>25</b>	<b>61</b>	<b>217.6</b>
<b>Opponents</b>	<b>11</b>	<b>466</b>	<b>2464</b>	<b>359</b>	<b>2105</b>	<b>4.5</b>	<b>23</b>	<b>69</b>	<b>191.4</b>

**PASSING**

Name	G	Effic	Comp-Att-Int	Pct	Yds	TD	Long	Avg/G
Gabriel, Dillon	10	147.01	187-302-5	61.9	2471	18	78	247.1
Beville, Davis	5	71.89	15-30-1	50.0	102	0	16	20.4
Gray, Eric	11	-50.00	1-2-1	50.0	0	0	0	0.0
Turk, Michael	11	286.00	2-2-0	100.0	5	1	3	0.5
Willis, Brayden	11	631.60	1-1-0	100.0	24	1	24	2.2
Evers, Nick	1	0.00	0-1-0	0.0	0	0	0	0.0
Major, Marcus	9	83.20	1-1-0	100.0	-2	0	0	-0.2
TEAM	11	0.00	0-1-0	0.0	0	0	0	0.0
<b>Total</b>	<b>11</b>	<b>140.41</b>	<b>207-340-7</b>	<b>60.9</b>	<b>2600</b>	<b>20</b>	<b>78</b>	<b>236.4</b>
<b>Opponents</b>	<b>11</b>	<b>122.14</b>	<b>251-410-15</b>	<b>61.2</b>	<b>2702</b>	<b>16</b>	<b>73</b>	<b>245.6</b>

**RECEIVING**

Name	G	No	Yds	Avg	TD	Long	Avg/G
Mims Jr., Marvin	11	47	844	18.0	4	67	76.7
Stoops, Drake	11	31	311	10.0	3	33	28.3
Gray, Eric	11	31	219	7.1	0	24	19.9
Willis, Brayden	11	28	382	13.6	5	78	34.7
Farooq, Jalil	11	28	382	13.6	3	41	34.7
Wease, Theo	10	16	255	15.9	3	56	25.5
Major, Marcus	9	8	61	7.6	1	24	6.8
Parker, Daniel	9	4	28	7.0	0	12	3.1
Barnes, Jovantae	9	4	21	5.2	0	13	2.3
Freeman, Gavin	11	3	46	15.3	0	41	4.2
Schmit, Zach	11	2	5	2.5	1	3	0.5
Hester, JJ	3	1	13	13.0	0	13	4.3
Gibson, Jayden	8	1	12	12.0	0	12	1.5
Bunkley-Shelton, LV	10	1	10	10.0	0	10	1.0
Walker, Tawee	10	1	7	7.0	0	7	0.7
Helms, Kaden	3	1	4	4.0	0	4	1.3
<b>Total</b>	<b>11</b>	<b>207</b>	<b>2600</b>	<b>12.6</b>	<b>20</b>	<b>78</b>	<b>236.4</b>
<b>Opponents</b>	<b>11</b>	<b>251</b>	<b>2702</b>	<b>10.8</b>	<b>16</b>	<b>73</b>	<b>245.6</b>



**PUNT RETURNS**

Name	No.	Yds	Avg	TD	Long
Mims Jr., Marvin	9	137	15.2	0	41
Bunkley-Shelton, LV	1	8	8.0	0	8
West, Trevon	0	1	0.0	0	1
<b>Total</b>	<b>10</b>	<b>146</b>	<b>14.6</b>	<b>0</b>	<b>41</b>
<b>Opponents</b>	<b>10</b>	<b>43</b>	<b>4.3</b>	<b>0</b>	<b>13</b>

**KICK RETURNS**

Name	No.	Yds	Avg	TD	Long
Farooq, Jalil	12	275	22.9	0	47
Bowman, Billy	9	138	15.3	0	26
Bunkley-Shelton, LV	1	14	14.0	0	14
Walker, Tawee	1	10	10.0	0	10
Mims Jr., Marvin	1	35	35.0	0	38
<b>Total</b>	<b>23</b>	<b>475</b>	<b>20.7</b>	<b>0</b>	<b>47</b>
<b>Opponents</b>	<b>13</b>	<b>327</b>	<b>25.2</b>	<b>0</b>	<b>58</b>

**INTERCEPTIONS**

Name	No.	Yds	Avg	TD	Long
Coldon, C.J.	3	18	6.0	0	20
Bowman, Billy	2	0	0.0	0	0
Stutsman, Danny	2	40	20.0	0	37
White, DaShaun	2	0	0.0	0	0
Laulu, Jonah	1	26	26.0	0	26
Harrington, Justin	1	22	22.0	0	22
Washington, Woodi	1	0	0.0	0	0
Broiles, Justin	1	0	0.0	0	0
Williams, Gentry	1	0	0.0	0	0
Lawrence, Key	1	0	0.0	0	0
<b>Total</b>	<b>15</b>	<b>109</b>	<b>7.3</b>	<b>0</b>	<b>37</b>
<b>Opponents</b>	<b>7</b>	<b>74</b>	<b>10.6</b>	<b>0</b>	<b>31</b>

**FUMBLE RETURNS**

Name	No.	Yds	Avg	TD	Long
Bowman, Billy	1	0	0.0	0	0
Kanak, Jaren	1	0	0.0	0	0
Kelley, Jordan	1	0	0.0	0	0
<b>Total</b>	<b>3</b>	<b>0</b>	<b>0.0</b>	<b>0</b>	<b>0</b>
<b>Opponents</b>	<b>6</b>	<b>0</b>	<b>0.0</b>	<b>0</b>	<b>0</b>

**FIELD GOALS BY PLAYER**

Name	FGM-FGA	Pct.	01-19	20-29	30-39	40-49	50-99	Lg	Blk
Schmit, Zach	9-13	69.2	0-0	2-2	3-4	4-5	0-2	44	0

**FIELD GOALS SEQUENCE**

	Oklahoma	Opponents
UTEP	(22)	(48),(54)
Kent State	(25)	(37),41
Nebraska	39	—
Kansas State	(41),(44)	(23),(29)
TCU	(43)	—
Texas	—	42
Kansas	(37)	—
Iowa State	(41),(34)	(27),(43)
Baylor	55	(49)
West Virginia	54,(32),46	(25)
Oklahoma State	-	(24),(25)
Texas Tech		

Numbers in (parentheses) indicate field goal was made

**PUNTING**

Name	No.	Yds.	Avg.	Long	TB	FC	I20	50+	Blkd
Turk, Michael	57	2651	46.5	67	9	22	19	18	0
<b>Total</b>	<b>57</b>	<b>2651</b>	<b>46.5</b>	<b>67</b>	<b>9</b>	<b>22</b>	<b>19</b>	<b>18</b>	<b>0</b>
<b>Opponents</b>	<b>60</b>	<b>2597</b>	<b>43.3</b>	<b>63</b>	<b>2</b>	<b>35</b>	<b>18</b>	<b>9</b>	<b>0</b>

**KICKOFFS**

Name	No.	Yds.	Avg.	TB	OB	Ret.	Net	YdLn
Schmit, Zach	64	4054	63.3	48	1			
Turk, Michael	1	8	8.0	0	0			
<b>Total</b>	<b>65</b>	<b>4062</b>	<b>62.5</b>	<b>48</b>	<b>1</b>	<b>327</b>	<b>39.0</b>	<b>26</b>
<b>Opponents</b>	<b>60</b>	<b>3631</b>	<b>60.5</b>	<b>30</b>	<b>2</b>	<b>437</b>	<b>40.7</b>	<b>24</b>

**SCORING**

Name	TD	FGs	PAT Kick	PAT Rush	PAT Rcv	PAT Pass	DXP	Saf	Points
Schmit, Zach	1	9-13	44-44	0-0	0	0-0	0	0	77
Gray, Eric	11	0-0	0-0	0-0	0	0-0	0	0	66
Gabriel, Dillon	5	0-0	0-0	1-1	0	0-0	0	0	32
Willis, Brayden	5	0-0	0-0	0-0	0	0-0	0	0	30
Major, Marcus	5	0-0	0-0	0-0	0	0-0	0	0	30
Mims Jr., Marvin	4	0-0	0-0	0-0	0	0-0	0	0	24
Barnes, Jovantae	4	0-0	0-0	0-0	0	0-0	0	0	24
Wease, Theo	3	0-0	0-0	0-0	0	0-0	0	0	18
Farooq, Jalil	3	0-0	0-0	0-0	0	0-0	0	0	18
Stoops, Drake	3	0-0	0-0	0-0	0	0-0	0	0	18
Freeman, Gavin	1	0-0	0-0	0-0	0	0-0	0	0	6
Ugwoegbu, David	0	0-0	0-0	0-0	0	0-0	0	1	2
Bowman, Billy	0	0-0	0-0	0-0	0	0-0	1	0	2
<b>Total</b>	<b>45</b>	<b>9-13</b>	<b>44-44</b>	<b>1-1</b>	<b>0</b>	<b>0-0</b>	<b>1</b>	<b>1</b>	<b>347</b>
<b>Opponents</b>	<b>39</b>	<b>11-13</b>	<b>37-38</b>	<b>0-0</b>	<b>0</b>	<b>0-0</b>	<b>0</b>	<b>0</b>	<b>304</b>

**ALL-PURPOSE YARDS**

Name	G	Rush	Rec	PR	KOR	IR	Tot	Avg/G
Gray, Eric	11	1203	219	0	0	0	1422	129.3
Mims Jr., Marvin	11	3	844	137	38	0	1022	92.9
Farooq, Jalil	11	118	382	0	275	0	775	70.5
Barnes, Jovantae	9	397	21	0	0	0	418	46.4
Willis, Brayden	11	24	382	0	0	0	406	36.9
Stoops, Drake	11	48	311	0	0	0	359	32.6
Major, Marcus	9	227	61	0	0	0	288	32.0
Gabriel, Dillon	10	279	0	0	0	0	279	27.9
Wease, Theo	10	0	255	0	0	0	255	25.5
Bowman, Billy	9	0	0	0	138	11	149	16.6
Freeman, Gavin	11	62	46	0	0	0	108	9.8
Walker, Tawee	10	62	7	0	10	0	79	8.8
Stutsman, Danny	11	0	0	0	0	40	40	3.6
Bunkley-Shelton, LV	10	5	10	8	14	0	37	3.7
Parker, Daniel	9	0	28	0	0	0	28	3.1
Laulu, Jonah	11	0	0	0	0	26	26	2.4
Harrington, Justin	11	0	0	0	0	22	22	2.0
Coldon, C.J.	10	0	0	0	0	18	18	1.8
Hester, JJ	3	0	13	0	0	0	13	4.3
Gibson, Jayden	8	0	12	0	0	0	12	1.5
West, Trevon	11	7	0	1	0	0	8	0.7
Schmit, Zach	11	0	5	0	0	0	5	0.5
Sawchuk, Gavin	1	5	0	0	0	0	5	5.0
Helms, Kaden	3	0	4	0	0	0	4	1.3
Beville, Davis	5	-15	0	0	0	0	-15	-3.0
TEAM	11	-31	0	0	0	0	-31	-2.8
<b>Total</b>	<b>11</b>	<b>2389</b>	<b>2605</b>	<b>146</b>	<b>475</b>	<b>117</b>	<b>5732</b>	<b>521.1</b>
<b>Opponents</b>	<b>11</b>	<b>2105</b>	<b>2702</b>	<b>30</b>	<b>327</b>	<b>74</b>	<b>5238</b>	<b>476.2</b>

**TOTAL OFFENSE**

Name	G	Plays	Rush	Pass	Total	Avg/G
Gabriel, Dillon	10	371	279	2476	2755	275.5
Gray, Eric	11	187	1203	0	1203	109.4
Barnes, Jovantae	9	83	397	0	397	44.1
Major, Marcus	9	57	227	-2	225	25.0
Farooq, Jalil	11	13	118	0	118	10.7
Beville, Davis	5	45	-15	102	87	17.4
Freeman, Gavin	11	6	62	0	62	5.6
Walker, Tawee	10	18	62	0	62	6.2
Willis, Brayden	11	10	24	24	48	4.4
Stoops, Drake	11	8	48	0	48	4.4
West, Trevon	11	1	7	0	7	0.6
Bunkley-Shelton, LV	10	1	5	0	5	0.5
Turk, Michael	11	2	0	5	5	0.5
Sawchuk, Gavin	1	2	5	0	5	5.0
Mims Jr., Marvin	11	2	3	0	3	0.3
TEAM	11	11	-31	0	-31	-2.8
<b>Total</b>	<b>11</b>	<b>817</b>	<b>2389</b>	<b>2605</b>	<b>4994</b>	<b>454.0</b>
<b>Opponents</b>	<b>11</b>	<b>876</b>	<b>2105</b>	<b>2702</b>	<b>4807</b>	<b>437.0</b>

### OFFENSIVE GAME-BY-GAME

#### PASSING (Quarterbacks only)

#8 Dillon Gabriel	Att	Comp	INT	Pct	Yards	TD	Long	Sack	Yds	Effic
UTEP	23	15	0	65.2	233	2	42	2	10	179.0
Kent St.	28	21	0	75.0	296	3	58	3	10	199.2
Nebraska	27	16	0	59.3	230	2	38	2	7	155.3
Kansas St.	39	26	0	66.7	330	4	56	1	5	171.6
TCU	16	7	0	43.8	126	0	78	1	1	109.9
Kansas	42	29	1	69.0	403	2	41	1	6	160.6
Iowa State	26	15	0	57.7	148	1	41	1	14	118.2
Baylor	34	22	3	64.7	261	2	63	1	5	131.0
West Virginia	27	16	0	59.3	185	0	67	3	12	116.8
Oklahoma State	40	20	1	50.0	259	2	33	1	3	115.9
<b>TOTALS</b>	<b>302</b>	<b>187</b>	<b>5</b>	<b>61.9</b>	<b>2471</b>	<b>18</b>	<b>78</b>	<b>16</b>	<b>73</b>	<b>147.0</b>

#11 Davis Beville	Att	Comp	INT	Pct	Yards	TD	Long	Sack	Yds	Effic
Nebraska	2	2	0	100.0	14	0	10	0	0	158.8
TCU	16	7	0	43.8	50	0	15	3	16	70.0
Texas	12	6	1	50.0	38	0	16	3	17	59.9
<b>TOTALS</b>	<b>30</b>	<b>15</b>	<b>1</b>	<b>50.0</b>	<b>102</b>	<b>0</b>	<b>16</b>	<b>6</b>	<b>33</b>	<b>71.9</b>

#7 Nick Evers	Att	Comp	INT	Pct	Yards	TD	Long	Sack	Yds	Effic
Texas	1	0	0	0.0	0	0	0	0	0	0.0
<b>TOTALS</b>	<b>1</b>	<b>0</b>	<b>0</b>	<b>0.0</b>	<b>0</b>	<b>0</b>	<b>0</b>	<b>0</b>	<b>0</b>	<b>0.0</b>

#### RUSHING

Player	No-Yds/TD	UTEP	KENT	NU	KSU	TCU	UT	KU	ISU	BU	WVU	OSU	TTU
Gray, Eric	185-1203/11	16-102/0	10-71/0	11-113/2	16-114/0	13-60/1	11-59/0	20-176/2	20-101/1	23-106/2	25-211/2	20-90/1	
Barnes, Jovantae	83-397/4	4-25/0	9-21/0	13-77/0	-	18-100/2	7-24/0	21-69/2	DNP	DNP	5-22/0	6-59/0	
Gabriel, Dillon	68-279/5	6-20/1	4--10/0	6-55/1	7-61/0	2-0/0	DNP	10-37/1	9-17/0	9-70/1	9--1/0	6-30/1	
Major, Marcus	56-227/4	7-54/2	5-38/1	12-35/1	9-37/0	DNP	5-11/0	DNP	12-29/0	6-23/0	-	-	
Farooq, Jalil	13-118/0	-	-	-	2-8/0	-	5-60/0	-	2-26/0	2-15/0	2-9/0	-	
Freeman, Gavin	6-62/1	1-46/1	-	-	-	1-2/0	-	-	3-16/0	-	-	1--2/0	
Walker, Tawee	18-62/0	2-10/0	5-21/0	4-17/0	DNP	5-11/0	-	-	-	2-3/0	-	-	
Stoops, Drake	8-48/0	-	-	2-5/0	-	1-7/0	2-5/0	2-23/0	-	1-8/0	-	-	
Willis, Brayden	9-24/0	-	-	-	-	-	7-18/0	1-0/0	-	1-6/0	-	-	
West, Trevon	1-7/0	-	-	-	-	-	-	-	-	1-7/0	-	-	
Sawchuk, Gavin	2-5/0	DNP	DNP	DNP	DNP	2-5/0	DNP	DNP	DNP	DNP	DNP	DNP	
Bunkley-Shelton, LV	1-5/0	-	-	-	DNP	1-5/0	-	-	-	-	-	-	
Mims Jr., Marvin	2-3/0	-	1--1/0	1-4/0	-	-	-	-	-	-	-	-	
Beville, Davis	15--15/0	1-4/0	-	3-13/0	DNP	6--11/0	5--21/0	DNP	DNP	DNP	DNP	DNP	
TEAM	10--31/0	1--2/0	2--6/0	2--7/0	-	-	-	3--7/0	1--7/0	-	-	1--2/0	

#### RECEIVING

Player	No-Yds/TD	UTEP	KENT	NU	KSU	TCU	UT	KU	ISU	BU	WVU	OSU	TTU
Mims Jr., Marvin	47-844/4	3-81/0	7-163/2	4-66/0	4-87/1	4-41/0	1--2/0	9-106/0	2-16/0	4-120/1	4-98/0	5-68/0	
Farooq, Jalil	28-382/3	1-9/0	-	3-58/1	5-69/0	2-17/0	1-0/0	4-42/0	4-74/1	3-39/0	4-44/0	1-30/1	
Willis, Brayden	28-382/5	3-40/2	1-4/0	2-19/0	5-41/2	2-81/0	2-25/0	5-102/1	2-8/0	3-27/0	-	3-35/0	
Stoops, Drake	31-311/3	2-25/0	3-33/1	3-32/0	-	1-5/0	2-6/0	4-43/0	3-34/0	3-13/1	4-31/0	6-89/1	
Wease, Theo	16-255/3	3-37/0	3-37/0	2-46/1	3-75/1	-	DNP	4-56/1	-	1-4/0	-	-	
Gray, Eric	31-219/0	2-33/0	1-6/0	1-4/0	7-45/0	1-4/0	-	2-13/0	2-14/0	8-58/0	4-12/0	3-30/0	
Major, Marcus	8-61/1	1-8/0	1-11/0	1-24/1	2-13/0	DNP	-	DNP	2-2/0	-	-	1-3/0	
Freeman, Gavin	3-46/0	-	1-1/0	-	-	-	-	1-41/0	-	-	-	1-4/0	
Parker, Daniel	4-28/0	DNP	2-21/0	1-5/0	-	1-2/0	-	-	-	-	-	DNP	
Barnes, Jovantae	4-21/0	-	-	-	-	2-14/0	2-7/0	-	DNP	DNP	-	-	
Hester, JJ	1-13/0	-	1-13/0	-	DNP	DNP	DNP	DNP	DNP	DNP	DNP	DNP	
Gibson, Jayden	1-12/0	-	-	-	DNP	1-12/0	DNP	DNP	-	-	-	-	
Bunkley-Shelton, LV	1-10/0	-	-	1-10/0	DNP	-	-	-	-	-	-	-	
Walker, Tawee	1-7/0	-	1-7/0	-	DNP	-	-	-	-	-	-	-	
Schmit, Zach	2-5/1	-	-	-	-	-	1-3/0	-	1-2/1	-	-	-	
Helms, Kaden	1-4/0	DNP	-	1-4/0	DNP	DNP	DNP	-	DNP	DNP	DNP	DNP	

TEAM TOTALS

	Score	1st Downs	Rushing No-Yds-TD	Passing (C-A-I-Yds-TD)	Total Offense (Play-Yds)	Punts No.-Avg.	Fumbles No.-Lost	Penalties No.-Yds	KO Ret. No.-Yds	Punt Ret. No.-Yds	Int. Ret. No.-Yds.	3rd-Down Conv.	Time of Poss.
UTEP	13	26	31-38-1	31-51-1-288-0	82-316	5-42.2	3-0	6-50	2-31	2-(-2)	0-0	5 of 15	38:33
<b>Oklahoma</b>	<b>45</b>	<b>23</b>	<b>38-259-4</b>	<b>15-23-0-233-2</b>	<b>61-492</b>	<b>3-45.3</b>	<b>1-0</b>	<b>7-59</b>	<b>2-51</b>	<b>2-17</b>	<b>1-0</b>	<b>3 of 8</b>	<b>21:27</b>
Kent State	3	20	52-164-0	11-21-1-131-0	73-295	6-43.3	1-1	7-56	1-16	1-0	0-0	6 of 16	36:19
<b>Oklahoma</b>	<b>33</b>	<b>20</b>	<b>36-134-1</b>	<b>21-28-0-296-3</b>	<b>64-430</b>	<b>6-38.7</b>	<b>1-0</b>	<b>5-25</b>	<b>3-33</b>	<b>2-49</b>	<b>1-22</b>	<b>3 of 12</b>	<b>23:41</b>
<b>Oklahoma</b>	<b>49</b>	<b>31</b>	<b>54-312-4</b>	<b>19-30-0-268-3</b>	<b>84-580</b>	<b>3-48.7</b>	<b>3-1</b>	<b>6-65</b>	<b>0-0</b>	<b>4-61</b>	<b>1-0</b>	<b>10 of 16</b>	<b>29:36</b>
Nebraska	14	21	45-163-1	21-31-1-164-1	76-327	7-42.3	2-1	5-40	0-0	1-(-1)	0-0	6 of 17	30:24
Kansas State	41	28	49-275-4	21-34-0-234-1	83-509	5-47.4	0-0	6-37	1-58	0-0	0-0	8 of 17	35:04
<b>Oklahoma</b>	<b>34</b>	<b>26</b>	<b>34-220-0</b>	<b>26-39-0-330-4</b>	<b>73-550</b>	<b>5-51.2</b>	<b>0-0</b>	<b>11-87</b>	<b>1-10</b>	<b>0-0</b>	<b>0-0</b>	<b>4 of 13</b>	<b>24:56</b>
<b>Oklahoma</b>	<b>24</b>	<b>22</b>	<b>49-179-3</b>	<b>14-32-0-176-0</b>	<b>81-355</b>	<b>8-46.9</b>	<b>1-1</b>	<b>7-80</b>	<b>7-174</b>	<b>0-0</b>	<b>0-0</b>	<b>6 of 18</b>	<b>27:11</b>
at TCU	55	29	41-361-5	24-34-0-307-3	75-668	5-38.4	0-0	4-55	1-19	1-1	0-0	7 of 14	32:49
vs. Texas	49	36	50-296-3	21-31-1-289-4	81-585	3-40.7	0-0	2-10	0-0	2-11	2-6	10 of 15	32:59
<b>Oklahoma</b>	<b>0</b>	<b>11</b>	<b>42-156-0</b>	<b>9-17-2-39-0</b>	<b>59-195</b>	<b>8-42.0</b>	<b>0-0</b>	<b>3-36</b>	<b>2-33</b>	<b>0-0</b>	<b>1-20</b>	<b>3 of 15</b>	<b>27:01</b>
Kansas	42	22	35-165-2	16-27-2-265-4	62-430	5-42.4	0-0	5-45	1-31	0-0	1-17	5 of 11	29:41
<b>Oklahoma</b>	<b>53</b>	<b>36</b>	<b>57-398-5</b>	<b>29-43-1-403-2</b>	<b>100-701</b>	<b>1-55.0</b>	<b>2-2</b>	<b>4-45</b>	<b>1-21</b>	<b>0-0</b>	<b>2-0</b>	<b>16 of 21</b>	<b>30:19</b>
<b>Oklahoma</b>	<b>27</b>	<b>18</b>	<b>47-182-1</b>	<b>16-27-0-150-2</b>	<b>74-332</b>	<b>6-49.3</b>	<b>1-1</b>	<b>4-31</b>	<b>2-23</b>	<b>0-0</b>	<b>3-37</b>	<b>7 of 17</b>	<b>29:15</b>
at Iowa State	13	20	27-66-0	37-57-3-308-1	84-374	5-44.6	2-0	3-21	1-13	0-0	0-0	7 of 20	30:45
Baylor	38	24	48-281-5	14-23-1-132-0	71-413	4-42.2	1-0	6-65	1-27	0-0	3-40	4 of 13	33:42
<b>Oklahoma</b>	<b>35</b>	<b>29</b>	<b>45-238-3</b>	<b>22-34-4-261-2</b>	<b>79-499</b>	<b>2-47.0</b>	<b>0-0</b>	<b>8-64</b>	<b>0-0</b>	<b>2-9</b>	<b>1-3</b>	<b>10 of 15</b>	<b>26:18</b>
<b>Oklahoma</b>	<b>20</b>	<b>22</b>	<b>41-241-2</b>	<b>16-27-0-185-0</b>	<b>68-426</b>	<b>4-46.5</b>	<b>1-0</b>	<b>6-60</b>	<b>2-56</b>	<b>1-10</b>	<b>1-3</b>	<b>1 of 11</b>	<b>22:45</b>
at West Virginia	23	26	53-203-2	19-34-1-203-1	87-406	6-43.8	2-1	5-41	3-80	0-0	0-0	7 of 19	37:15
Oklahoma State	13	26	35-103-0	36-67-4-381-1	102-484	9-45.8	0-0	3-20	2-42	3-21	1-11	7 of 22	37:38
<b>Oklahoma</b>	<b>28</b>	<b>17</b>	<b>34-175-2</b>	<b>20-40-1-259-2</b>	<b>74-434</b>	<b>11-49.0</b>	<b>1-1</b>	<b>2-23</b>	<b>3-74</b>	<b>0-0</b>	<b>4-32</b>	<b>1 of 14</b>	<b>22:22</b>
<b>Oklahoma</b> at Texas Tech													

STARTING LINEUPS

OFFENSE	QB	RB	TE	WR/TE	WR	WR	LT	LG	C	RG	RT
UTEP	Gabriel	Gray	Willis	Wease	Mims Jr.	Stoops	Guyton	Mettauer	Raym	Murray	Harrison
KENT STATE	Gabriel	Gray	Willis	Wease	Farooq	Stoops	Harrison	Mettauer	Raym	Murray	Guyton
at Nebraska	Gabriel	Gray	Willis	Wease	Mims Jr.	Farooq	Harrison	Mettauer	Raym	Murray	Guyton
KANSAS STATE	Gabriel	Gray	Willis	Wease	Mims Jr.	Farooq	Harrison	Mettauer	Raym	Murray	Morris
at TCU	Gabriel	Gray	Willis	Wease	Mims Jr.	Farooq	Harrison	Mettauer	Raym	Murray	Morris
vs. Texas	Beville	Gray	Willis	Farooq	Mims Jr.	Stoops	Harrison	Mettauer	Raym	Murray	Morris
KANSAS	Gabriel	Gray	Willis	Wease	Mims Jr.	Stoops	Harrison	Mettauer	Raym	Murray	Morris
at Iowa State	Gabriel	Gray	Willis	Farooq	Mims Jr.	Stoops	Harrison	Mettauer	Raym	Murray	Morris
BAYLOR	Gabriel	Gray	Willis	Farooq	Mims Jr.	Stoops	Harrison	Mettauer	Raym	Murray	Morris
at West Virginia	Gabriel	Gray	Willis	Parker	Mims Jr.	Stoops	Harrison	Mettauer	Raym	Murray	Morris
OKLAHOMA STATE	Gabriel	Gray	Willis	Farooq	Mims Jr.	Stoops	Harrison	Mettauer	Congel	Murray	Morris
at Texas Tech											

DEFENSE	DE	NG	DT/NB	DE	MLB	WLB	CHEETAH	CB	FS	SS	CB
UTEP	Grimes	Johnson	Kelley	Downs	Ugwoegbu	Stutsman	White	Washington	Lawrence	Bowman	Davis
KENT STATE	Grimes	Johnson	Coe	Downs	Ugwoegbu	Stutsman	White	Washington	Broiles	Bowman	Davis
at Nebraska	Grimes	Johnson	Harmon	Downs	Ugwoegbu	Stutsman	White	Washington	Broiles	Bowman	Davis
KANSAS STATE	Grimes	Johnson	Redmond	Downs	Ugwoegbu	Stutsman	White	Washington	Broiles	Bowman	Davis
at TCU	Grimes	Redmond	Harmon	Downs	Ugwoegbu	Stutsman	White	Washington	Broiles	Bowman	Davis
vs. Texas	Grimes	Redmond	Morrison	Downs	Ugwoegbu	Stutsman	White	Graham	Broiles	Washington	Davis
KANSAS	Grimes	Redmond	Coe	Downs	Ugwoegbu	Stutsman	White	Washington	Broiles	Lawrence	Davis
at Iowa State	Laulu	Redmond	Coe	Downs	Ugwoegbu	Stutsman	White	Washington	Broiles	Lawrence	Davis
BAYLOR	Grimes	Redmond	Coe	Downs	Ugwoegbu	Stutsman	White	Washington	Broiles	Lawrence	Davis
at West Virginia	Grimes	Johnson	Coe	Downs	Ugwoegbu	Stutsman	White	Washington	Broiles	Bowman	Coldon
OKLAHOMA STATE	Grimes	Redmond	Coe	Downs	Ugwoegbu	Stutsman	White	Washington	Broiles	Bowman	Coldon
at Texas Tech											



### 3RD-DOWN CONVERSIONS

Date	Opponent	Score	Overall		1st Qtr		2nd Qtr		3rd Qtr		4th Qtr		OT	
Sept. 3	UTEP	W, 45-13	3-8	37.5%	0-0	0.0%	2-5	40.0%	0-0	0.0%	1-3	33.3%	—	—
Sept. 10	KENT STATE	W, 33-3	3-12	25.0%	0-4	0.0%	1-2	50.0%	0-1	0.0%	2-5	40.0%	—	—
Sept. 17	at Nebraska	W, 49-14	10-16	62.5%	3-5	60.0%	2-3	66.7%	3-4	75.0%	2-4	50.0%	—	—
Sept. 24	KANSAS STATE	L, 34-41	4-13	30.8%	0-3	0.0%	2-3	66.7%	0-3	0.0%	2-4	50.0%	—	—
Oct. 1	at TCU	L, 24-55	6-18	33.3%	2-6	33.3%	1-4	25.0%	2-5	40.0%	1-3	33.3%	—	—
Oct. 8	vs. Texas	L, 0-49	3-15	20.0%	1-5	20.0%	1-3	33.3%	0-4	0.0%	1-3	33.3%	—	—
Oct. 15	KANSAS	W, 52-42	16-21	76.2%	5-5	100.0%	2-4	50.0%	4-5	80.0%	5-7	71.4%	—	—
Oct. 29	at Iowa State	W, 27-13	7-17	41.2%	2-4	50.0%	3-7	42.9%	2-4	50.0%	0-2	0.0%	—	—
Nov. 5	BAYLOR	L, 35-38	10-15	66.7%	4-5	80.0%	3-5	60.0%	1-3	33.3%	2-2	100.0%	—	—
Nov. 12	at West Virginia	L, 20-23	1-11	9.1%	0-4	0.0%	1-3	33.3%	0-2	0.0%	0-2	0.0%	—	—
Nov. 19	OKLA. STATE	W, 28-13	1-14	7.1%	0-1	0.0%	1-5	20.0%	0-4	0.0%	0-4	0.0%	—	—
Nov. 26	at Texas Tech													

### 4TH-DOWN CONVERSIONS

Date	Opponent	Score	Overall		1st Qtr		2nd Qtr		3rd Qtr		4th Qtr		OT	
Sept. 3	UTEP	W, 45-13	1-1	100.0%	0-0	0.0%	1-1	100.0%	0-0	0.0%	0-0	0.0%	—	—
Sept. 10	KENT STATE	W, 33-3	1-2	50.0%	1-1	100.0%	0-0	0.0%	0-0	0.0%	0-1	0.0%	—	—
Sept. 17	at Nebraska	W, 49-14	1-2	50.0%	0-0	0.0%	0-0	0.0%	1-1	100.0%	0-1	0.0%	—	—
Sept. 24	KANSAS STATE	L, 34-41	1-2	50.0%	0-0	0.0%	0-0	0.0%	0-1	0.0%	1-1	100.0%	—	—
Oct. 1	at TCU	L, 24-55	1-3	33.3%	0-1	0.0%	0-0	0.0%	0-1	0.0%	1-1	100.0%	—	—
Oct. 8	vs. Texas	L, 0-49	2-4	50.0%	2-3	66.7%	0-0	0.0%	0-1	0.0%	0-0	0.0%	—	—
Oct. 15	KANSAS	W, 52-42	1-1	100.0%	0-0	0.0%	0-0	0.0%	1-1	100.0%	0-0	0.0%	—	—
Oct. 29	at Iowa State	W, 27-13	1-2	50.0%	0-0	0.0%	1-2	50.0%	0-0	0.0%	0-0	0.0%	—	—
Nov. 5	BAYLOR	L, 35-38	0-1	0.0%	0-0	0.0%	0-1	0.0%	0-0	0.0%	0-0	0.0%	—	—
Nov. 12	at West Virginia	L, 20-23	0-2	0.0%	0-0	0.0%	0-1	0.0%	0-1	0.0%	0-0	0.0%	—	—
Nov. 19	OKLA. STATE	W, 28-13	0-1	0.0%	0-0	0.0%	0-1	0.0%	0-0	0.0%	0-0	0.0%	—	—
Nov. 26	at Texas Tech													

### TIME OF POSSESSION

Date	Opponent	Score	Overall	1st Qtr	2nd Qtr	3rd Qtr	4th Qtr
Sept. 3	UTEP	W, 45-13	21:27	3:35	5:49	4:31	7:32
Sept. 10	KENT STATE	W, 33-3	23:41	6:17	3:56	5:29	7:59
Sept. 17	at Nebraska	W, 49-14	29:36	7:13	5:20	8:40	8:23
Sept. 24	KANSAS STATE	L, 34-41	24:56	4:35	4:37	7:52	7:52
Oct. 1	at TCU	L, 24-55	27:11	8:06	4:57	7:36	6:32
Oct. 8	vs. Texas	L, 0-49	27:01	8:08	6:13	6:55	5:45
Oct. 15	KANSAS	W, 52-42	30:19	6:43	6:23	7:36	9:37
Oct. 29	at Iowa State	W, 27-13	29:15	7:39	10:18	6:56	4:22
Nov. 5	BAYLOR	L, 35-38	26:18	7:06	6:39	7:13	5:20
Nov. 12	at West Virginia	L, 18-25	22:45	5:29	6:53	6:16	4:07
Nov. 19	OKLA. STATE	W, 28-13	22:22	7:24	4:50	4:47	5:21
Nov. 26	at Texas Tech						

### OU GIVEAWAYS/TAKEAWAYS

Game	Giveaways			Takeaways			Dif.
	Fum	Int	Tot	Fum	Int	Tot	
UTEP	0	0	0	0	1	1	+1
KENT STATE	0	0	0	1	1	2	+2
at Nebraska	1	0	1	1	1	2	+1
KANSAS STATE	0	0	0	0	0	0	0
at TCU	1	0	1	0	0	0	-1
vs. TEXAS	0	2	2	0	1	1	-1
KANSAS	2	1	3	0	2	2	-1
at Iowa State	1	0	1	0	3	3	+2
BAYLOR	0	3	3	0	1	1	-2
at West Virginia	0	0	0	1	1	2	+2
OKLA. STATE	1	1	2	0	4	4	+2
at Texas Tech							
<b>Total</b>	<b>6</b>	<b>7</b>	<b>13</b>	<b>3</b>	<b>15</b>	<b>18</b>	<b>+5</b>

### FUMBLES

Name	No.- Lost
Gabriel, Dillon	3-2
Beville, Davis	1-1
Gray, Eric	1-1
Mims Jr., Marvin	1-1
Willis, Brayden	1-1
Barnes, Jovantae	1-0
Bowman, Billy	1-0
West, Trevon	1-0
TEAM	1-0
<b>Total</b>	<b>10-6</b>

### OPENING DRIVES — OFFENSE

Game	1st Half	2nd Half
UTEP	Touchdown	Touchdown
KENT STATE	Punt	Touchdown
at Nebraska	Punt	Touchdown
KANSAS STATE	Punt	Field Goal
at TCU	Fumble	Punt
vs. TEXAS	Punts	Downs
KANSAS	Touchdown	Touchdown
at Iowa State	Punt	Punt
BAYLOR	Touchdown	Punt
at West Virginia	Missed FG	Downs
OKLA. STATE	Touchdown	Punt
at Texas Tech		

### OPENING DRIVES — DEFENSE

Game	1st Half	2nd Half
UTEP	Punt	Punt
KENT STATE	Punt	Fumble
at Nebraska	Touchdown	Fumble
KANSAS STATE	Touchdown	Punt
at TCU	Touchdown	Punt
vs. TEXAS	Punt	Interception
KANSAS	Touchdown	Interception
at Iowa State	Interception	Punt
BAYLOR	Touchdown	Touchdown
at West Virginia	Interception	Punt
OKLA. STATE	Punt	Punt
at Texas Tech		

### OU ON PREGAME COIN FLIPS

Game	Result	Score
UTEP	Won (Received)	W, 45-13
KENT STATE	Lost (Kicked)	W, 33-3
at Nebraska	Lost (Received)	W, 49-14
KANSAS STATE	Lost (Kicked)	L, 41-34
at TCU	Won (Received)	L, 55-24
vs. TEXAS	Won (Kicked)	L, 49-0
KANSAS	Lost (Received)	W, 52-42
at Iowa State	Lost (Received)	W, 27-13
BAYLOR	Lost (Received)	L, 35-38
at West Virginia	Won (Received)	L, 20-23
OKLA. STATE	Lost (Received)	W, 28-13
at Texas Tech		

**DEFENSIVE LEADERS**

No.	Name	GP	Solo	Ast	Total	TFL/Yds	Sacks-Yards	Int-Yds	BrUp	QBH	Rcv-Yds	FF	Block	Saf
28	Stutsman, Danny	11-11	51	50	101	9.5-27	2.0-16	2-40	4	4	.	.	.	.
2	Ugwogebu, David	11-11	46	48	94	7.0-42	2.0-19	.	1	4	.	.	.	.
23	White, DaShaun	11-11	33	43	76	6.0-14	2.0-8	2-0	5	3	.	.	.	.
25	Broiles, Justin	11-10	27	33	60	3.0-11	.	1-0	1	.	.	.	.	.
0	Washington, Woodi	11-11	35	22	57	0.5-0	.	1-0	4	.	.	1	.	.
5	Bowman, Billy	9-7	30	19	49	1.0-2	.	2-3	5	.	1-8	1	.	.
12	Lawrence, Key	9-4	29	17	46	2.5-6	.	1-0	3	.	.	2	.	.
40	Downs, Ethan	11-11	14	19	33	11.0-46	4.5-24	.	3	9	.	.	.	.
4	Davis, Jaden	9-9	20	12	32	1.0-6	.	.	2	1	.	.	.	.
22	Coldon, C.J.	10-2	16	15	31	2.0-4	.	3-18	3	.	.	.	.	.
6	Morrison, Trey	11-1	15	14	29	3.0-17	0.5-5	.	1	.	.	.	.	.
7	Kanak, Jaren	11-0	7	17	24	1.0-2	.	.	.	2	1-0	1	.	.
37	Harrington, Justin	11-0	11	11	22	.	.	1-22	2	.	.	.	.	.
31	Redmond, Jalen	11-7	9	11	20	9.0-43	3.0-29	.	3	6	.	.	.	.
8	Laulu, Jonah	11-1	5	14	19	4.5-20	1.5-12	1-26	.	1	.	.	.	.
94	Coe, Isaiah	11-5	8	11	19	7.5-18	1.5-10	.	.	4	.	.	.	.
88	Kelley, Jordan	11-1	5	13	18	5.5-32	3.0-26	.	.	.	1-0	.	.	.
77	Johnson, Jeffery	11-6	7	11	18	2.5-4	.	.	.	1	.	.	.	.
17	Harmon, Damond	9-2	6	11	17	.	.	.	.	.	.	.	.	.
14	Grimes, Reggie	11-10	10	7	17	7.5-42	4.5-36	.	.	5	.	1	.	.
3	Spears-Jennings, Robert	7-0	5	9	14	0.5-1	.	.	.	.	.	.	.	.
9	Graham, D.J.	6-1	5	9	14	.	.	.	2	.	.	.	.	.
90	Ellison, Josh	11-0	4	6	10	2.5-2	.	.	.	1	.	.	.	.
56	Halton, Gracen	9-0	2	8	10	1.0-3	.	.	.	.	.	.	.	.
41	McCoy, Jake	10-0	7	2	9	.	.	.	.	.	.	.	.	.
24	Williams, Gentry	11-0	3	5	8	.	.	1-0	.	.	.	.	.	.
13	Whitter, Shane	4-0	2	6	8	.	.	.	.	.	.	.	.	.
33	Stripling, Marcus	10-0	2	5	7	0.5-2	.	.	.	3	.	.	.	.
32	Thomas, R Mason	8-0	3	3	6	1.0-6	0.5-5	.	.	1	.	.	.	.
20	Smith, Clayton	4-0	3	2	5	1.0-5	.	.	.	.	.	.	.	.
44	Gilliam, Kelvin	9-0	2	3	5	0.5-2	.	.	.	1	.	.	.	.
81	West, Trevon	11-0	1	4	5	.	.	.	.	.	.	.	.	.
21	Dennis, Kendall	6-0	1	3	4	.	.	.	.	.	.	.	.	.
26	Walker, Kani	4-0	2	1	3	1.5-1	.	.	.	.	.	.	.	.
34	Schmit, Zach	11-0	.	2	2	.	.	.	.	.	.	.	.	.
51	Kelleher, Kasey	11-0	1	1	2	.	.	.	.	.	.	.	.	.
10	Lewis, Kip	4-0	1	1	2	0.5-2	.	.	.	.	.	.	.	.
16	Burt, Jamarrien	2-0	1	.	1	.	.	.	.	.	.	.	.	.
22	Parker, Daniel	9-1	.	1	1	.	.	.	.	.	.	.	.	.
8	Gabriel, Dillon	10-10	1	.	1	.	.	.	.	.	.	.	.	.
24	Major, Marcus	9-0	.	1	1	.	.	.	.	.	.	.	.	.
73	Raym, Andrew	10-10	1	.	1	.	.	.	.	.	.	.	.	.
17	Mims Jr., Marvin	11-10	1	.	1	.	.	.	.	.	.	.	.	.
0	Gray, Eric	11-11	1	.	1	.	.	.	.	.	.	.	.	.
TM	TEAM	11-0	.	.	.	.	.	.	.	.	.	.	.	1
<b>Total</b>		<b>11-0</b>	<b>433</b>	<b>470</b>	<b>903</b>	<b>93-360</b>	<b>25-190</b>	<b>15-109</b>	<b>39</b>	<b>46</b>	<b>3-8</b>	<b>6</b>	<b>.</b>	<b>1</b>
<b>Opponents</b>		<b>11-0</b>	<b>441</b>	<b>406</b>	<b>847</b>	<b>55.0-165</b>	<b>22-106</b>	<b>7-74</b>	<b>36</b>	<b>19</b>	<b>6-0</b>	<b>5</b>	<b>.</b>	<b>.</b>

## DEFENSIVE GAME-BY-GAME

## TACKLES

Player	UA-A	Total	UTEP	KENT	NU	KSU	TCU	UT	KU	ISU	BU	WVU	OSU	TTU
Stutsman, Danny	51-50	101	6-3	9-3	2-2	6-4	3-4	2-11	6-1	3-2	3-7	5-10	6-3	
Ugwoegbu, David	46-48	94	3-4	3-3	3-3	7-8	5-5	3-7	5-3	3-3	4-2	4-6	6-4	
White, DaShaun	33-43	76	2-3	1-4	4-2	3-4	0-1	1-2	4-4	10-4	2-6	3-8	3-5	
Broiles, Justin	27-33	60	0-4	5-6	0-1	7-3	3-1	2-2	1-2	2-2	3-3	1-7	3-2	
Washington, Woodi	35-22	57	1-0	1-1	2-1	3-2	2-1	6-4	2-1	6-2	3-4	3-4	6-2	
Bowman, Billy	30-19	49	7-2	4-7	3-1	7-2	1-0	DNP	DNP	0-2	0-2	5-1	3-2	
Lawrence, Key	29-17	46	0-3	DNP	4-2	2-5	1-1	3-1	5-1	3-0	7-2	DNP	4-2	
Downs, Ethan	14-19	33	1-1	0-3	3-0	1-0	0-2	1-1	1-2	2-1	0-5	3-3	2-1	
Davis, Jaden	20-12	32	1-2	1-0	1-0	2-4	0-2	4-3	2-1	6-0	3-0	DNP	DNP	
Coldon, C.J.	16-15	31	1-1	1-0	0-1	-	DNP	2-1	2-0	-	0-2	4-9	6-1	
Morrison, Trey	15-14	29	1-4	1-0	2-2	1-0	2-3	2-1	-	3-0	-	2-3	1-1	
Kanak, Jaren	7-17	24	0-4	0-3	3-7	-	0-1	1-0	2-0	-	1-1	0-1	-	
Harrington, Justin	11-11	22	4-1	0-2	1-4	-	4-4	-	-	-	-	1-0	1-0	
Redmond, Jalen	9-11	20	0-1	2-1	1-0	1-3	0-1	1-2	0-1	1-2	2-0	-	1-0	
Coe, Isaiah	8-11	19	1-1	1-0	-	2-0	1-1	0-1	1-0	0-2	-	2-1	0-5	
Laulu, Jonah	5-14	19	0-1	0-1	1-1	0-3	-	1-1	0-1	1-3	-	-	2-3	
Kelley, Jordan	5-13	18	0-1	1-0	0-1	-	-	1-1	-	1-0	1-3	0-2	1-5	
Johnson, Jeffery	7-11	18	0-3	1-1	-	1-0	1-0	1-0	0-1	1-1	2-2	0-2	0-1	
Harmon, Damond	6-11	17	1-1	1-4	1-1	-	1-4	DNP	DNP	-	-	0-1	2-0	
Grimes, Reggie	10-7	17	2-1	3-1	2-1	-	-	0-3	-	1-0	1-0	0-1	1-0	
Spears-Jennings, Robert	5-9	14	DNP	DNP	DNP	DNP	1-1	0-2	3-1	0-1	-	1-4	-	
Graham, D.J.	5-9	14	2-0	-	1-2	0-1	1-1	1-5	DNP	DNP	DNP	DNP	DNP	
Ellison, Josh	4-6	10	1-1	1-2	-	0-1	0-1	-	0-1	-	-	1-0	1-0	
Halton, Gracen	2-8	10	-	0-3	0-2	-	1-2	-	DNP	-	DNP	-	1-1	
McCoy, Jake	7-2	9	-	0-1	-	-	4-1	2-0	1-0	DNP	-	-	-	
Whitter, Shane	2-6	8	1-3	DNP	1-3	-	-	DNP	DNP	DNP	DNP	DNP	DNP	
Williams, Gentry	3-5	8	1-0	-	0-1	-	0-1	1-1	-	-	-	0-2	1-0	
Stripling, Marcus	2-5	7	-	-	0-2	1-0	DNP	-	-	0-2	-	1-1	-	
Thomas, R Mason	3-3	6	1-1	-	DNP	DNP	DNP	1-1	1-0	-	-	0-1	-	
Gilliam, Kelvin	2-3	5	1-1	0-1	1-0	-	0-1	-	-	-	DNP	-	DNP	
West, Trevon	1-4	5	-	1-0	-	-	0-1	0-1	-	0-1	-	-	0-1	
Smith, Clayton	3-2	5	-	0-1	3-1	DNP	-	DNP	DNP	DNP	DNP	DNP	DNP	
Dennis, Kendall	1-3	4	0-1	-	1-0	DNP	-	0-2	-	DNP	DNP	DNP	DNP	
Walker, Kani	2-1	3	DNP	DNP	0-1	-	2-0	DNP	DNP	DNP	-	DNP	DNP	
Kelleher, Kasey	1-1	2	-	1-0	-	-	0-1	-	-	-	-	-	-	
Schmit, Zach	0-2	2	-	-	-	-	-	-	-	-	0-1	0-1	-	
Lewis, Kip	1-1	2	DNP	DNP	DNP	DNP	DNP	0-1	DNP	DNP	-	1-0	-	
Gabriel, Dillon	1-0	1	-	-	-	-	-	DNP	-	-	1-0	-	-	
Raym, Andrew	1-0	1	-	-	-	-	-	-	1-0	-	-	-	DNP	
Parker, Daniel	0-1	1	DNP	-	-	-	0-1	-	-	-	-	-	DNP	
Major, Marcus	0-1	1	-	-	-	-	DNP	-	DNP	-	-	-	0-1	
Gray, Eric	1-0	1	-	-	-	-	-	1-0	-	-	-	-	-	
Burt, Jamarrien	1-0	1	DNP	DNP	DNP	DNP	DNP	DNP	DNP	DNP	DNP	1-0	-	
Mims Jr., Marvin	1-0	1	-	-	-	-	-	-	-	-	-	-	1-0	



## DEFENSIVE GAME-BY-GAME

### TACKLES FOR LOSS

Player	UA-A	Total	UTEP	KENT	NU	KSU	TCU	UT	KU	ISU	BU	WVU	OSU	TTU
Downs, Ethan	9-4	11.0	1.0-4	0.5-1	2.0-16	1.0-2	-	-	1.5-2	-	0.5-1	3.0-16	1.5-4	-
Stutsman, Danny	7-5	9.5	-	4.0-10	-	-	0.5-5	1.5-2	2.0-2	0.5-1	0.5-1	0.5-6	-	-
Redmond, Jalen	7-4	9.0	-	2.5-6	1.0-11	0.5-1	-	-	0.5-1	1.5-5	2.0-7	-	1.0-12	-
Coe, Isaiah	5-5	7.5	1.0-8	1.0-1	-	2.0-3	-	-	-	0.5-1	-	1.0-1	2.0-4	-
Grimes, Reggie	6-3	7.5	2.5-19	2.5-15	1.0-2	-	-	-	-	-	1.0-1	0.5-5	-	-
Ugwoegbu, David	4-6	7.0	1.0-10	1.0-15	-	-	-	-	2.0-9	1.0-1	1.0-5	0.5-1	0.5-1	-
White, DaShaun	4-4	6.0	-	-	1.0-4	-	-	-	0.5-0	1.5-3	0.5-1	1.5-2	1.0-4	-
Kelley, Jordan	3-5	5.5	0.5-2	-	-	-	-	0.5-1	-	1.0-9	1.0-2	-	2.5-18	-
Laulu, Jonah	2-5	4.5	-	-	1.5-8	0.5-1	-	-	0.5-1	-	-	-	2.0-10	-
Morrison, Trey	2-2	3.0	-	-	1.0-10	-	1.5-6	-	-	-	-	0.5-1	-	-
Broiles, Justin	1-4	3.0	-	1.0-3	-	-	-	-	-	0.5-1	0.5-2	-	1.0-5	-
Johnson, Jeffery	0-5	2.5	0.5-2	-	-	-	-	-	0.5-0	-	0.5-0	0.5-1	0.5-1	-
Lawrence, Key	2-1	2.5	-	DNP	-	-	-	-	0.5-1	1.0-4	-	DNP	1.0-1	-
Ellison, Josh	2-1	2.5	1.0-1	0.5-0	-	-	-	-	-	-	-	1.0-1	-	-
Coldon, C.J.	2-0	2.0	-	-	-	-	DNP	1.0-3	-	-	-	1.0-1	-	-
Walker, Kani	1-1	1.5	DNP	DNP	0.5-0	-	1.0-1	DNP	DNP	DNP	-	DNP	DNP	-
Bowman, Billy	1-0	1.0	-	-	-	-	-	DNP	DNP	-	-	1.0-2	-	-
Smith, Clayton	1-0	1.0	-	-	1.0-5	DNP	-	DNP	DNP	DNP	DNP	DNP	DNP	-
Davis, Jaden	1-0	1.0	1.0-6	-	-	-	-	-	-	-	-	DNP	DNP	-
Thomas, R Mason	0-2	1.0	0.5-5	-	DNP	DNP	DNP	-	-	-	-	0.5-1	-	-
Halton, Gracen	1-0	1.0	-	-	-	-	1.0-3	-	DNP	-	DNP	-	-	-
Kanak, Jaren	0-2	1.0	-	0.5-1	-	-	-	-	-	-	0.5-1	-	-	-
Spears-Jennings, Robert	0-1	0.5	DNP	DNP	DNP	DNP	-	0.5-1	-	-	-	-	-	-
Washington, Woodi	0-1	0.5	-	-	-	-	-	-	-	-	-	0.5-0	-	-
Stripling, Marcus	0-1	0.5	-	-	-	-	DNP	-	-	0.5-2	-	-	-	-
Gilliam, Kelvin	0-1	0.5	-	0.5-2	-	-	-	-	-	-	DNP	-	DNP	-
Lewis, Kip	0-1	0.5	DNP	DNP	DNP	DNP	DNP	0.5-2	DNP	DNP	-	-	-	-

### SACKS

Player	UA-A	Total	UTEP	KENT	NU	KSU	TCU	UT	KU	ISU	BU	WVU	OSU	TTU
Downs, Ethan	4-1	4.5	1.0-4	0.5-1	1.0-10	-	-	-	-	-	-	1.0-6	1.0-3	-
Grimes, Reggie	3-3	4.5	2.5-19	1.5-12	-	-	-	-	-	-	-	0.5-5	-	-
Kelley, Jordan	2-2	3.0	-	-	-	-	-	-	-	1.0-9	-	-	2.0-17	-
Redmond, Jalen	3-0	3.0	-	-	1.0-11	-	-	-	-	-	1.0-6	-	1.0-12	-
White, DaShaun	2-0	2.0	-	-	1.0-4	-	-	-	-	-	-	-	1.0-4	-
Ugwoegbu, David	2-0	2.0	1.0-10	-	-	-	-	-	1.0-9	-	-	-	-	-
Stutsman, Danny	1-2	2.0	-	1.0-5	-	-	0.5-5	-	-	-	-	0.5-6	-	-
Coe, Isaiah	1-1	1.5	1.0-8	-	-	-	-	-	-	-	-	-	0.5-2	-
Laulu, Jonah	1-1	1.5	-	-	1.0-7	-	-	-	-	-	-	-	0.5-5	-
Thomas, R Mason	0-1	0.5	0.5-5	-	DNP	DNP	DNP	-	-	-	-	-	-	-
Morrison, Trey	0-1	0.5	-	-	-	-	0.5-5	-	-	-	-	-	-	-

**PARTICIPATION GAME-BY-GAME**

NO.	NAME	GP/GS	UTEP	KENT	NU	KSU	TCU	UT	KU	ISU	BU	WVU	OSU	TTU
69	Anderson, Nate	4/-	XXX	XXX	XXX	...	XXX	...	...	...	...	...	...	...
4	Anderson, Nic	2/-	...	...	...	XXX	XXX	...	...	...	...	...	...	...
2	Barnes, Jovantae	9/-	XXX	XXX	XXX	XXX	XXX	XXX	XXX	...	...	XXX	XXX	...
11	Beville, Davis	5/1	XXX	XXX	XXX	...	XXX	START	...	...	...	...	...	...
14	Booty, General	1/-	...	...	...	...	XXX	...	...	...	...	...	...	...
5	Bowman, Billy	9/7	START	START	START	START	START	...	...	XXX	XXX	START	START	...
25	Broiles, Justin	11/10	XXX	START	START	START	START	START	START	START	START	START	START	START
6	Bunkley-Shelton, LV	10/-	XXX	XXX	XXX	...	XXX	XXX	XXX	XXX	XXX	XXX	XXX	XXX
16	Burt, Jamarrien	2/-	...	...	...	...	...	...	...	...	...	XXX	XXX	XXX
59	Byrd, Savion	9/-	XXX	XXX	XXX	...	XXX	XXX	XXX	XXX	XXX	...	XXX	...
94	Coe, Isaiah	11/5	XXX	START	XXX	XXX	XXX	XXX	START	START	START	START	START	XXX
22	Coldon, C.J.	10/2	XXX	XXX	XXX	XXX	...	XXX	XXX	XXX	XXX	START	START	START
66	Congel, Robert	9/1	XXX	...	...	XXX	XXX	XXX	XXX	XXX	XXX	XXX	START	...
16	Darby, Brian	4/-	XXX	...	...	...	...	XXX	XXX	XXX	...	...	...	...
4	Davis, Jaden	9/9	START	START	START	START	START	START	START	START	START	START	...	...
21	Dennis, Kendall	6/-	XXX	XXX	XXX	...	XXX	XXX	XXX	...	...	...	...	...
40	Downs, Ethan	11/11	START	START	START	START	START	START	START	START	START	START	START	START
88	Dudley, Dallas	1/-	...	...	...	...	...	XXX	...	...	...	...	...	...
1	Eaton, Joshua	4/-	XXX	XXX	...	...	...	...	...	XXX	XXX	...	...	...
90	Ellison, Josh	11/-	XXX	XXX	XXX	XXX	XXX	XXX	XXX	XXX	XXX	XXX	XXX	XXX
63	Ergenbright, Kyle	1/-	...	...	XXX	...	...	...	...	...	...	...	...	...
7	Evers, Nick	1/-	...	...	...	...	...	XXX	...	...	...	...	...	...
3	Farooq, Jalil	11/8	XXX	START	START	START	START	START	XXX	START	START	XXX	START	START
82	Freeman, Gavin	11/-	XXX	XXX	XXX	XXX	XXX	XXX	XXX	XXX	XXX	XXX	XXX	XXX
8	Gabriel, Dillon	10/10	START	START	START	START	START	...	START	START	START	START	START	START
1	Gibson, Jayden	8/-	XXX	XXX	XXX	...	XXX	...	...	XXX	XXX	XXX	XXX	XXX
44	Gilliam, Kelvin	9/-	XXX	XXX	XXX	XXX	XXX	XXX	XXX	XXX	...	XXX	...	...
9	Graham, D.J.	6/1	XXX	XXX	XXX	XXX	XXX	START	...	...	...	...	...	...
0	Gray, Eric	11/11	START	START	START	START	START	START	START	START	START	START	START	START
14	Grimes, Reggie	11/10	START	START	START	START	START	START	START	XXX	START	START	START	START
84	Groos, Carsten	4/-	...	XXX	XXX	...	...	...	XXX	...	XXX	...	...	...
60	Guyton, Tyler	8/3	START	START	START	XXX	XXX	XXX	XXX	...	...	...	XXX	...
56	Halton, Gracen	9/-	XXX	XXX	XXX	XXX	XXX	XXX	...	XXX	...	XXX	XXX	XXX
17	Harmon, Damond	9/2	XXX	XXX	START	XXX	START	...	...	XXX	XXX	XXX	XXX	XXX
37	Harrington, Justin	11/-	XXX	XXX	XXX	XXX	XXX	XXX	XXX	XXX	XXX	XXX	XXX	XXX
71	Harrison, Anton	11/11	START	START	START	START	START	START	START	START	START	START	START	START
18	Helms, Kaden	3/-	...	XXX	XXX	...	...	...	XXX	...	...	...	...	...
13	Hester, JJ	3/-	XXX	XXX	XXX	...	...	...	...	...	...	...	...	...
78	Hicks, Marcus	2/-	XXX	...	XXX	...	...	...	...	...	...	...	...	...
49	Hudgens, Pierce	4/-	XXX	XXX	XXX	...	...	...	XXX	...	...	...	...	...
77	Johnson, Jeffery	11/6	START	START	START	START	XXX	XXX	XXX	XXX	XXX	START	START	START
7	Kanak, Jaren	11/-	XXX	XXX	XXX	XXX	XXX	XXX	XXX	XXX	XXX	XXX	XXX	XXX
51	Kelleher, Kasey	11/-	XXX	XXX	XXX	XXX	XXX	XXX	XXX	XXX	XXX	XXX	XXX	XXX
88	Kelley, Jordan	11/1	START	XXX	XXX	XXX	XXX	XXX	XXX	XXX	XXX	XXX	XXX	XXX
8	Laulu, Jonah	11/1	XXX	XXX	XXX	XXX	XXX	XXX	XXX	START	XXX	XXX	XXX	XXX
12	Lawrence, Key	9/4	START	...	XXX	XXX	XXX	XXX	START	START	START	...	XXX	...
10	Lewis, Kip	4/-	...	...	...	...	...	XXX	...	...	XXX	XXX	XXX	XXX
87	Llewellyn, Jason	10/-	XXX	XXX	XXX	XXX	XXX	XXX	XXX	XXX	...	XXX	XXX	XXX
24	Major, Marcus	9/-	XXX	XXX	XXX	XXX	...	XXX	...	XXX	XXX	XXX	XXX	XXX
41	McCoy, Jake	10/-	XXX	XXX	XXX	XXX	XXX	XXX	XXX	...	XXX	XXX	XXX	XXX
11	McKinzie, Kobie	2/-	...	...	...	...	...	...	...	...	...	XXX	XXX	XXX
72	Mettaufer, McKade	11/11	START	START	START	START	START	START	START	START	START	START	START	START
17	Mims Jr., Marvin	11/10	START	XXX	START	START	START	START	START	START	START	START	START	START
64	Morris, Wanya	9/8	...	...	XXX	START	START	START	START	START	START	START	START	START
6	Morrison, Trey	11/1	XXX	XXX	XXX	XXX	XXX	START	XXX	XXX	XXX	XXX	XXX	XXX
56	Murray, Chris	11/11	START	START	START	START	START	START	START	START	START	START	START	START
22	Parker, Daniel	9/1	...	XXX	XXX	XXX	XXX	XXX	XXX	XXX	XXX	START	...	...
55	Parks, Aaryn	4/-	XXX	XXX	...	...	...	...	...	XXX	XXX	...	...	...
43	Peoples, Ryan	1/-	XXX	...	...	...	...	...	...	...	...	...	...	...
73	Raym, Andrew	10/10	START	START	START	START	START	START	START	START	START	START	START	...
31	Redmond, Jalen	11/7	XXX	XXX	XXX	START	START	START	START	START	START	XXX	START	...
27	Rowe, Jayden	3/-	...	...	...	...	XXX	XXX	XXX	...	...	...	...	...
27	Sawchuk, Gavin	1/-	...	...	...	...	XXX	...	...	...	...	...	...	...
34	Schmit, Zach	11/-	XXX	XXX	XXX	XXX	XXX	XXX	XXX	XXX	XXX	XXX	XXX	XXX
39	Schuh, Peter	2/-	...	XXX	XXX	...	...	...	...	...	...	...	...	...
76	Sexton, Jacob	8/-	XXX	XXX	XXX	...	XXX	XXX	...	XXX	XXX	...	XXX	...
20	Smith, Clayton	4/-	XXX	XXX	XXX	...	XXX	...	...	...	...	...	...	...
3	Spears-Jennings, R.	7/-	...	...	...	...	XXX	XXX	XXX	XXX	XXX	XXX	XXX	XXX
12	Stoops, Drake	11/8	START	START	XXX	XXX	XXX	START	START	START	START	START	START	START
33	Stripling, Marcus	10/-	XXX	XXX	XXX	XXX	...	XXX	XXX	XXX	XXX	XXX	XXX	XXX
28	Stutsman, Danny	11/11	START	START	START	START	START	START	START	START	START	START	START	START
79	Taylor, Jake	7/-	XXX	XXX	XXX	...	XXX	XXX	...	XXX	XXX	...	...	...
36	Taylor, Ty	1/-	...	...	XXX	...	...	...	...	...	...	...	...	...
32	Thomas, R Mason	8/-	XXX	XXX	...	...	...	XXX	XXX	XXX	XXX	XXX	XXX	XXX
37	Turk, Michael	11/-	XXX	XXX	XXX	XXX	XXX	XXX	XXX	XXX	XXX	XXX	XXX	XXX
2	Ugwoegbu, David	11/11	START	START	START	START	START	START	START	START	START	START	START	START
70	Walker, Brey	10/-	XXX	XXX	XXX	XXX	XXX	...	XXX	XXX	XXX	XXX	XXX	XXX
26	Walker, Kani	4/-	...	...	XXX	XXX	XXX	...	...	...	XXX	...	...	...
29	Walker, Tawee	10/-	XXX	XXX	XXX	...	XXX	XXX	XXX	XXX	XXX	XXX	XXX	XXX
15	Washington, Bryson	1/-	XXX	...	...	...	...	...	...	...	...	...	...	...
0	Washington, Woodi	11/11	START	START	START	START	START	START	START	START	START	START	START	START
10	Wease, Theo	10/6	START	START	START	START	START	...	START	XXX	XXX	XXX	XXX	XXX
81	West, Trevon	11/-	XXX	XXX	XXX	XXX	XXX	XXX	XXX	XXX	XXX	XXX	XXX	XXX
23	White, DaShaun	11/11	START	START	START	START	START	START	START	START	START	START	START	START
13	Whitter, Shane	4/-	XXX	...	XXX	XXX	XXX	...	...	...	...	...	...	...
24	Williams, Gentry	11/-	XXX	XXX	XXX	XXX	XXX	XXX	XXX	XXX	XXX	XXX	XXX	XXX
9	Willis, Brayden	11/11	START	START	START	START	START	START	START	START	START	START	START	START

### OKLAHOMA SEASON HIGHS

Rushes	25	Gray, Eric at West Virginia (Nov 12, 2022)
Yards Rushing	211	Gray, Eric at West Virginia (Nov 12, 2022)
TD Rushes	2	7 times; MR: Gray, Eric at West Virginia (Nov 12, 2022)
Long Rush	61	Gabriel, Dillon at Nebraska (Sep 17, 2022)
Pass attempts	42	Gabriel, Dillon vs Kansas (Oct 15, 2022)
Pass completions	29	Gabriel, Dillon vs Kansas (Oct 15, 2022)
Yards Passing	403	Gabriel, Dillon vs Kansas (Oct 15, 2022)
TD Passes	4	Gabriel, Dillon vs Kansas St. (Sep 24, 2022)
Long Pass	78	Gabriel, Dillon at TCU (Oct 01, 2022)
Receptions	9	Mims Jr., Marvin vs Kansas (Oct 15, 2022)
Yards Receiving	163	Mims Jr., Marvin vs Kent St. (Sep 10, 2022)
TD Receptions	2	Willis, Brayden vs UTEP (Sep 03, 2022) Mims Jr., Marvin vs Kent St. (Sep 10, 2022) Willis, Brayden vs Kansas St. (Sep 24, 2022)
Long Reception	78	Willis, Brayden at TCU (Oct 01, 2022)
Field Goals	2	Schmit, Zach vs Kansas St. (Sep 24, 2022) Schmit, Zach at Iowa State (Oct 29, 2022)
Long Field Goal	44	Schmit, Zach vs Kansas St. (Sep 24, 2022)
Punts	11	Turk, Michael vs Oklahoma St. (Nov 19, 2022)
Punting Avg	55.0	Turk, Michael vs Kansas (Oct 15, 2022)
Long Punt	67	Turk, Michael vs Oklahoma St. (Nov 19, 2022)
Punts inside 20	3	Turk, Michael vs Kent St. (Sep 10, 2022) Turk, Michael at TCU (Oct 01, 2022) Turk, Michael at West Virginia (Nov 12, 2022) Turk, Michael vs Oklahoma St. (Nov 19, 2022)
Long Punt Return	41	Mims Jr., Marvin vs Kent St. (Sep 10, 2022)
Long Kickoff Return	47	Farooq, Jalil at TCU (Oct 01, 2022)
Tackles	15	Ugwoegbu, David vs Kansas St. (Sep 24, 2022) Stutsman, Danny at West Virginia (Nov 12, 2022)
Sacks	2.5	Grimes, Reggie vs UTEP (Sep 03, 2022)
Tackles For Loss	4.0	Stutsman, Danny vs Kent St. (Sep 10, 2022)
Interceptions	1	15 times; MR: White, DaShaun vs Okla. St. (Nov 19, 2022)

### OKLAHOMA GAME HIGHS

Rushes	57	vs Kansas (Oct 15, 2022)
Yards Rushing	312	at Nebraska (Sep 17, 2022)
Yards Per Rush	6.8	vs UTEP (Sep 03, 2022)
TD Rushes	5	vs Kansas (Oct 15, 2022)
Pass attempts	43	vs Kansas (Oct 15, 2022)
Pass completions	29	vs Kansas (Oct 15, 2022)
Yards Passing	403	vs Kansas (Oct 15, 2022)
Yards Per Pass	10.6	vs Kent St. (Sep 10, 2022)
TD Passes	4	vs Kansas St. (Sep 24, 2022)
Total Plays	100	vs Kansas (Oct 15, 2022)
Total Offense	701	vs Kansas (Oct 15, 2022)
Yards Per Play	8.1	vs UTEP (Sep 03, 2022)
Points	52	vs Kansas (Oct 15, 2022)
Sacks By	6	vs UTEP (Sep 03, 2022) vs Oklahoma St. (Nov 19, 2022)
First Downs	35	vs Kansas (Oct 15, 2022)
Penalties	11	vs Kansas St. (Sep 24, 2022)
Penalty Yards	87	vs Kansas St. (Sep 24, 2022)
Turnovers	3	vs Kansas (Oct 15, 2022) vs Baylor (Nov 05, 2022)
Interceptions By	4	vs Oklahoma St. (Nov 19, 2022)
Punts	11	vs Oklahoma St. (Nov 19, 2022)
Punting Avg	55.0	vs Kansas (Oct 15, 2022)
Long Punt	67	vs Oklahoma St. (Nov 19, 2022)
Punts inside 20	3	vs Kent St. (Sep 10, 2022) at TCU (Oct 01, 2022) at West Virginia (Nov 12, 2022) vs Oklahoma St. (Nov 19, 2022)
Long Punt Return	41	vs Kent St. (Sep 10, 2022)

### OPPONENT SEASON HIGHS

Rushes	25	Vaughn, Deuce, vs Kansas St. (Sep 24, 2022) Williams, Craig, vs Baylor (Nov 05, 2022)
Yards Rushing	192	Williams, Craig, vs Baylor (Nov 05, 2022)
TD Rushes	4	Martinez, Adrian, vs Kansas St. (Sep 24, 2022)
Long Rush	69	Miller, Kendre, at TCU (Oct 01, 2022)
Pass attempts	67	Sanders, Spencer, vs Oklahoma St. (Nov 19, 2022)
Pass completions	37	Dekkers, Hunter, at Iowa State (Oct 29, 2022)
Yards Passing	381	Sanders, Spencer, vs Oklahoma St. (Nov 19, 2022)
TD Passes	4	Ewers, Quinn, vs Texas (Oct 08, 2022) Bean, Jason, vs Kansas (Oct 15, 2022)
Long Pass	73	Duggan, Max, at TCU (Oct 01, 2022)
Receptions	10	Palmer, Trey, at Nebraska (Sep 17, 2022) Hutchinson, Xavier, at Iowa State (Oct 29, 2022)
Yards Receiving	118	Presley, Brennan, vs Oklahoma St. (Nov 19, 2022)
TD Receptions	2	Sanders, Ja'Tavi, vs Texas (Oct 08, 2022) Fairchild, Mason, vs Kansas (Oct 15, 2022) Arnold, Lawrence, vs Kansas (Oct 15, 2022)
Long Reception	73	Barber, Taye, at TCU (Oct 01, 2022)
Field Goals	2	Baechle, Gavin, vs UTEP (Sep 03, 2022) Tennant, Chris, vs Kansas St. (Sep 24, 2022) Gilbert, Jace, at Iowa State (Oct 29, 2022) Brown, Tanner, vs Oklahoma St. (Nov 19, 2022)
Long Field Goal	54	Baechle, Gavin, vs UTEP (Sep 03, 2022)
Punts	9	Ward, Logan, vs Oklahoma St. (Nov 19, 2022)
Punting Avg	51.0	Bleekrode, Timmy, at Nebraska (Sep 17, 2022)
Long Punt	63	Ward, Logan, vs Oklahoma St. (Nov 19, 2022)
Punts inside 20	4	Straw, Oliver, at West Virginia (Nov 12, 2022)
Long Punt Return	13	James, Raymond, vs Kent St. (Sep 10, 2022) Presley, Brennan, vs Oklahoma St. (Nov 19, 2022)
Long Kickoff Return	58	Knowles, Malik, vs Kansas St. (Sep 24, 2022)
Tackles	15	Doyle, Dillon, vs Baylor (Nov 05, 2022)
Sacks	2.0	Johns, Khalib, vs Kent St. (Sep 10, 2022) Winters, Dee, at TCU (Oct 01, 2022) Martin, Sean, at West Virginia (Nov 12, 2022)
Tackles For Loss	2.0	Johns, Khalib, vs Kent St. (Sep 10, 2022) Winters, Dee, at TCU (Oct 01, 2022) Sweat, T'Vondre, vs Texas (Oct 08, 2022) Coburn, Keondre, vs Texas (Oct 08, 2022) Martin, Sean, at West Virginia (Nov 12, 2022)
Interceptions	17 times; MR: Taylor II, Jason, vs Okla. St. (Nov 19, 2022)	

### OPPONENT GAME HIGHS

Rushes	53	at West Virginia (Nov 12, 2022)
Yards Rushing	361	at TCU (Oct 01, 2022)
Yards Per Rush	8.8	at TCU (Oct 01, 2022)
TD Rushes	5	at TCU (Oct 01, 2022) vs Baylor (Nov 05, 2022)
Pass attempts	67	vs Oklahoma St. (Nov 19, 2022)
Pass completions	37	at Iowa State (Oct 29, 2022)
Yards Passing	381	vs Oklahoma St. (Nov 19, 2022)
Yards Per Pass	9.8	vs Kansas (Oct 15, 2022)
TD Passes	4	vs Texas (Oct 08, 2022) vs Kansas (Oct 15, 2022)
Total Plays	102	vs Oklahoma St. (Nov 19, 2022)
Total Offense	668	at TCU (Oct 01, 2022)
Yards Per Play	8.9	at TCU (Oct 01, 2022)
Points	55	at TCU (Oct 01, 2022)
Sacks By	4	at TCU (Oct 01, 2022)
First Downs	34	vs Texas (Oct 08, 2022)
Penalties	7	vs Kent St. (Sep 10, 2022)
Penalty Yards	69	vs Kent St. (Sep 10, 2022)
Turnovers	4	vs Oklahoma St. (Nov 19, 2022)
Interceptions By	3	vs Baylor (Nov 05, 2022)
Punts	9	vs Oklahoma St. (Nov 19, 2022)
Punting Avg	47.4	vs Kansas St. (Sep 24, 2022)
Long Punt	63	vs Oklahoma St. (Nov 19, 2022)
Punts inside 20	4	at West Virginia (Nov 12, 2022)
Long Punt Return	13	vs Kent St. (Sep 10, 2022) vs Oklahoma St. (Nov 19, 2022)



### OKLAHOMA'S LONGEST PLAYS

Rushing	61	Dillon Gabriel at Nebraska (Sept. 17, 2022)
Passing	78	Dillon Gabriel to Brayden Willis at TCU (Oct. 1, 2022)
Field Goal	44	Zach Schmit vs. Kansas State (Sept. 24, 2022)
Punt	67	Michael Turk vs. Oklahoma State (Nov. 19, 2022)
Punt Return	41	Marvin Mims Jr. vs. Kent State (Sept. 10, 2022)
Kickoff Return	47	Jalil Farooq at TCU (Oct. 1, 2022)
Interception Return	22	Justin Harrington vs. Kent State (Sept. 10, 2022)
Fumble Return	N/A	

### OKLAHOMA'S LONGEST RUSHES

Date	Opponent	OU Player	Yards
9/17	Nebraska	Dillon Gabriel	61 (TD)
11/12	West Virginia	Eric Gray	54
9/3	UTEP	Gavin Freeman	46 (TD)
9/10	Kent State	Eric Gray	44
11/19	Oklahoma State	Eric Gray	35
10/15	Kansas	Eric Gray	35
9/3	UTEP	Eric Gray	35
9/17	Nebraska	Jovantae Barnes	31
10/15	Kansas	Eric Gray	28 (TD)
9/3	UTEP	Marcus Major	27
9/24	Kansas State	Dillon Gabriel	26
11/5	Baylor	Dillon Gabriel	25
10/15	Kansas	Eric Gray	25
9/24	Kansas State	Eric Gray	25
9/17	Nebraska	Eric Gray	25
11/12	West Virginia	Eric Gray	24
10/8	Texas	Jalil Farooq	24

### OKLAHOMA'S LONGEST PASS PLAYS

Date	Opponent	OU Players	Yards
10/1	TCU	Dillon Gabriel to Brayden Willis	78
11/12	West Virginia	Dillon Gabriel to Marvin Mims Jr.	67
11/5	Baylor	Dillon Gabriel to Marvin Mims Jr.	63 (TD)
9/10	Kent State	Dillon Gabriel to Marvin Mims Jr.	58 (TD)
9/24	Kansas State	Dillon Gabriel to Theo Wease	56 (TD)
9/24	Kansas State	Dillon Gabriel to Marvin Mims Jr.	50 (TD)
9/3	UTEP	Dillon Gabriel to Marvin Mims Jr.	42
10/29	Iowa State	Dillon Gabriel to Jalil Farooq	41 (TD)
10/15	Kansas	Dillon Gabriel to Gavin Freeman	41
10/15	Kansas	Dillon Gabriel to Brayden Willis	38
9/17	Nebraska	Dillon Gabriel to Marvin Mims Jr.	38
9/10	Kent State	Dillon Gabriel to Marvin Mims Jr.	36 (TD)
11/19	Oklahoma State	Dillon Gabriel to Drake Stoops	33
11/5	Baylor	Dillon Gabriel to Marvin Mims Jr.	33
10/15	Kansas	Dillon Gabriel to Marvin Mims Jr.	33
9/3	UTEP	Dillon Gabriel to Theo Wease	33
9/10	Kent State	Dillon Gabriel to Marvin Mims Jr.	32
9/17	Nebraska	Dillon Gabriel to Theo Wease	31
9/3	UTEP	Dillon Gabriel to Marvin Mims Jr.	31
11/19	Oklahoma State	Dillon Gabriel to Jalil Farooq	30 (TD)
9/24	Kansas State	Dillon Gabriel to Jalil Farooq	30
9/3	UTEP	Dillon Gabriel to Brayden Willis	28
10/15	Kansas	Dillon Gabriel to Brayden Willis	26
9/24	Kansas State	Dillon Gabriel to Jalil Farooq	26
9/17	Nebraska	Dillon Gabriel to Jalil Farooq	25 (TD)
9/17	Nebraska	Dillon Gabriel to Jalil Farooq	25
10/15	Kansas	Dillon Gabriel to Theo Wease	24 (TD)
9/17	Nebraska	Brayden Willis to Marcus Major	24 (TD)
9/3	UTEP	Dillon Gabriel to Eric Gray	24
11/19	Oklahoma State	Dillon Gabriel to Drake Stoops	23 (TD)

### OKLAHOMA'S LONGEST RETURN PLAYS

Date	Opponent	OU Player	Yards
9/10	Kent State	Marvin Mims Jr. (PR)	41
11/19	Oklahoma State	Marvin Mims Jr. (KR)	38
10/29	Iowa State	Danny Stutsman (INT)	37
9/17	Nebraska	Marvin Mims Jr. (PR)	34
11/19	Oklahoma State	Jonah Lauou (INT)	26
9/3	UTEP	Billy Bowman (KR)	26
9/10	Kent State	Justin Harrington (INT)	22
10/15	Kansas	Jalil Farooq (KR)	21
10/8	Texas	C.J. Coldon (INT)	20
9/10	Kent State	Billy Bowman (KR)	20

### OKLAHOMA'S LONGEST SCORING DRIVES

Date	Opponent	Quarter	Plays-Yards	TOP	Drive Ended
11/12	West Virginia	2nd	4-96	1:02	Touchdown
11/19	Oklahoma State	1st	9-93	2:45	Touchdown
9/3	UTEP	1st	6-93	1:48	Touchdown
10/29	Iowa State	1st	15-85	4:38	Touchdown
9/10	Kent State	3rd	3-82	0:33	Touchdown
10/15	Kansas	1st	5-80	0:57	Touchdown
9/10	Kent State	3rd	4-80	0:58	Touchdown
9/3	UTEP	3rd	10-80	2:40	Touchdown
10/15	Kansas	1st	10-79	2:41	Touchdown
10/29	Iowa State	3rd	8-78	2:47	Touchdown
11/5	Baylor	3rd	7-77	2:16	Touchdown
10/1	TCU	1st	4-76	1:32	Touchdown
9/10	Kent State	2nd	5-76	0:52	Touchdown
11/19	Oklahoma State	1st	5-75	1:31	Touchdown
11/19	Oklahoma State	1st	6-75	1:17	Touchdown
11/12	West Virginia	2nd	9-75	3:18	Field Goal
11/5	Baylor	4th	13-75	5:10	Touchdown
11/5	Baylor	2nd	9-75	2:20	Touchdown
11/5	Baylor	1st	3-75	0:49	Touchdown
11/5	Baylor	1st	10-75	3:47	Touchdown
10/15	Kansas	3rd	10-75	3:20	Touchdown
10/15	Kansas	1st	9-75	2:22	Touchdown
9/24	Kansas State	4th	9-75	3:24	Touchdown
9/24	Kansas State	4th	12-75	1:23	Touchdown
9/17	Nebraska	1st	5-75	1:49	Touchdown
9/3	UTEP	1st	5-75	1:17	Touchdown
10/1	TCU	3rd	14-73	5:10**	Touchdown
9/24	Kansas State	1st	3-70	0:52	Touchdown
9/10	Kent State	3rd	7-68	2:13	Touchdown
9/3	UTEP	2nd	11-68	4:01	Touchdown
10/15	Kansas	2nd	7-65	2:12	Touchdown
10/1	TCU	2nd	7-65	1:41	Touchdown
9/17	Nebraska	2nd	5-65	1:10	Touchdown
9/3	UTEP	3rd	7-64	1:51	Touchdown
9/24	Kansas State	2nd	4-63	1:09	Touchdown
9/17	Nebraska	2nd	6-63	1:55	Touchdown
9/17	Nebraska	1st	7-63	2:17	Touchdown
9/17	Nebraska	3rd	9-60	3:10	Touchdown
11/12	West Virginia	3rd	7-59	2:07	Touchdown
10/15	Kansas	4th	16-55	5:15*	Field Goal
9/3	UTEP	1st	2-55	0:30*	Touchdown
10/15	Kansas	2nd	3-54	0:49	Touchdown
9/24	Kansas State	2nd	8-51	3:28	Field Goal

\*Shortest scoring drive by time of possession

\*\*Longest touchdown drive by time of possession | \*Longest scoring drive by TOP

### OPPONENTS' LONGEST PLAYS

Rushing	69	Keandre Miller, TCU (Oct. 1, 2022)
Passing	55	Spencer Sanders to Brennan Presley, Okla. State (Nov. 19, 2022)
Field Goal	54	Gavin Baechle, UTEP (Sept. 3, 2022)
Punt	63	Logan Ward, Oklahoma State (Nov. 19, 2022)
Punt Return	13	Brennan Presley, Oklahoma State (Nov. 19, 2022)
Kickoff Return	58	Malik Knowles, Kansas State (Sept. 24, 2022)
Interception Return	31	Devin Lemear, Baylor (Nov. 5, 2022)
Fumble Return	N/A	


# BIG 12/NCAA RANKINGS

## INDIVIDUAL

Category	Player	Stat	Big 12 Rank	NCAA Rank
Completion Percentage	Dillon Gabriel	62.0	6	61
Completions/Game	Dillon Gabriel	18.8	4	50
Passing Efficiency	Dillon Gabriel	147.0	2	36
Passing Yards	Dillon Gabriel	2,476	4	42
Passing TDs	Dillon Gabriel	18	2	42
Passing Yards/Game	Dillon Gabriel	247.6	4	37
Yards/Pass Attempt	Dillon Gabriel	8.2	2	30
Yards/Pass Completion	Dillon Gabriel	13.2	2	24
Rushing Yards	Eric Gray	1,203	2	13
Rushing Yards/Game	Eric Gray	109.4	2	14
Rush Yards/Carry	Eric Gray	6.5	1	13
Rushing TDs	Eric Gray	11	4	22
Receiving Yards	Marvin Mims Jr.	844	2	33
Receiving Yards/Game	Marvin Mims Jr.	76.7	2	41
Yards/Reception	Marvin Mims Jr.	17.9	3	27
Receiving TDs	Brayden Willis	5	5	90
All Purpose Yards/Game	Eric Gray	129.3	2	21
	Marvin Mims Jr.	92.9	9	89
Total Offense/Game	Dillon Gabriel	275.5	3	32
Field Goals/Game	Zach Schmit	0.8	7	93
Field Goal Pct.	Zach Schmit	69.2	6	84
Total Points Scored	Zach Schmit	77	8	66
Points Scored/Game	Zach Schmit	7.0	8	72
Points Responsible For	Dillon Gabriel	140	3	41
Points Responsible For/Game	Dillon Gabriel	13.2	2	24
Total Touchdowns	Eric Gray	11	4	31
Total Interceptions	C.J. Coldon	3	3	29
	Billy Bowman	2	12	92
	Danny Stutsman	2	12	92
	DaShaun White	2	12	92
Total Tackles/Game	Danny Stutsman	9.1	1	30
	David Ugwoegbu	8.5	4	47
Punting	Michael Turk	46.5	1	4

## TEAM

Category	Stat	Big 12 Rank	NCAA Rank
Scoring Offense	31.5	8	46
Scoring Defense	27.6	6	83
Total Offense	454.0	2	22
Total Defense	437.0	8	112
Rushing Offense	217.2	1	13
Rushing Defense	191.4	10	114
Pass Offense	236.8	7	59
Pass Defense	245.6	7	96
Pass Efficiency	140.4	5	51
Pass Defense Efficiency	122.1	3	36
Passes Had Intercepted	7	4	37
Passes Intercepted	15	1	6
Sacks/Game	2.3	3	55
Sacks Allowed/Game	2.0	6	59
Tackles for Loss/Game	8.5	1	3
First Downs	256	6	30
First Downs Allowed	178	10	129
3rd-Down Conversion Pct.	40.0	6	55
Opp. 3rd-Down Conversion Pct.	40.2	6	81
4th-Down Conversion Pct.	39.1	9	107
Opp. 4th-Down Conversion Pct.	54.2	8	87
Red Zone Offense Pct.	87.2	6	41
Red Zone Defense Pct.	82.6	5	59
Penalties/Game	5.7	8	50
Penalty Yards/Game	52.3	10	58
Time of Possession	25:54	10	129
Turnover Margin	0.5	3	31
Net Punt Average	42.8	1	8
Kick Return Average	20.7	5	55
Kickoff Coverage	25.2	10	124
Punt Return Average	13.3	2	13
Punt Coverage	3.0	3	12

9/5/22 • Gaylord Family – Oklahoma Memorial Stadium (83,173) • Norman		
	<b>UTEP</b>	<b>13</b>
	<b>#9 OKLAHOMA</b>	<b>45</b>

**NORMAN** — Oklahoma made Brent Venables' first game as a head coach a memorable one as it raced to a 21-0 lead in the first 8:17 and beat UTEP 45-13. The Sooners outgained the Miners by 176 yards (492-316) and showcased a balanced offensive attack with 259 rushing yards and 233 passing yards. They allowed just 28 rushing yards on 31 carries.

In his OU debut, quarterback Dillon Gabriel completed 15 of 23 passes for 233 yards and two touchdowns. He also rushed six times for 20 yards and scored on a 12-yard burst for the game's first points. Tight end Brayden Willis caught both TD passes (scoring from six and 28 yards) the second of which gave OU a 28-10 lead.

Eric Gray rushed a team-high 16 times for 102 yards, marking his sixth-career 100-yard game and first as a Sooner. Marcus Major ran seven times for 54 yards and scored from one and six yards in the third quarter. On his second-career play and first touch, freshman receiver Gavin Freeman scored on a 46-yard rushing play to give the Sooners a 21-0 lead.

Safety Billy Bowman and linebacker Danny Stutsman led OU with nine tackles apiece, career highs for both. Defensive end Reggie Grimes finished with a career-high 2.5 sacks and cornerback Gentry Williams recorded an interception in the end zone on UTEP's final possession. OU possessed the ball for just 21:27 out of 60 minutes.

Score by Quarters	1	2	3	4	Score
UTEP	0	10	0	3	13
Oklahoma	21	7	14	3	45

Record: (0-2, 0-0 C-USA)  
Record: (1-0, 0-0 Big 12)

**Scoring Summary:**

- 1st 13:43 OU - Gabriel, Dillon 12 yd run (Schmit, Zach kick)  
5 plays, 75 yards, TOP 01:17 0 - 7
- 1st 09:18 OU - Willis, Brayden 6 yd pass from Gabriel, Dillon (Schmit, Zach kick)  
6 plays, 93 yards, TOP 01:48 0 - 14
- 1st 06:43 OU - Freeman, Gavin 46 yd run (Schmit, Zach kick)  
2 plays, 55 yards, TOP 00:30 0 - 21
- 2nd 14:12 UTEP - Baechle, Gavin 48 yd field goal  
14 plays, 44 yards, TOP 07:31 3 - 21
- 2nd 08:18 UTEP - Awatt, Ronald 2 yd run (Baechle, Gavin kick)  
10 plays, 85 yards, TOP 05:10 10 - 21
- 2nd 00:55 OU - Willis, Brayden 28 yd pass from Gabriel, Dillon (Schmit, Zach kick)  
11 plays, 68 yards, TOP 04:01 10 - 28
- 3rd 10:48 OU - Major, Marcus 1 yd run (Schmit, Zach kick)  
10 plays, 80 yards, TOP 02:40 10 - 35
- 3rd 03:16 OU - Major, Marcus 6 yd run (Schmit, Zach kick)  
7 plays, 64 yards, TOP 01:51 10 - 42
- 4th 14:01 UTEP - Baechle, Gavin 54 yd field goal  
11 plays, 38 yards, TOP 04:15 13 - 42
- 4th 05:17 OU - Schmit, Zach 22 yd field goal  
9 plays, 37 yards, TOP 05:28 13 - 45

	UTEP	OU
FIRST DOWNS	26	23
RUSHES-YARDS (NET)	31-28	38-259
PASSING YDS (NET)	288	233
Passes Att-Comp-Int	31-51-1	15-23-0
TOTAL OFFENSE PLAYS-YARDS	82-316	61-492
Fumble Returns-Yards	0-0	0-0
Punt Returns-Yards	2-(-2)	2-17
Kickoff Returns-Yards	2-31	2-51
Interception Returns-Yards	0-0	1-0
Punts (Number-Avg)	5-42.2	3-45.3
Fumbles-Lost	3-0	1-0
Penalties-Yards	6-50	7-59
Possession Time	38:33	21:27
Third-Down Conversions	5 of 15	3 of 8
Fourth-Down Conversions	1 of 2	1 of 1
Red-Zone Scores-Chances	1-1	5-5
Sacks By: Number-Yards	2-10	6-46

**RUSHING: UTEP** – Awatt, R. 12-39; Hankins, D. 6-15; Walker, C. 2-9; Burgess Jr., T. 1-5; Brownholtz 2-0; Akharaiyi, K. 1-6; Hardison, G. 7--34. **OU** – Gray, E. 16-102; Major, M. 7-54; Freeman, G. 1-46; Barnes, J. 4-25; Gabriel, D. 6-20; Walker, T. 2-10; Beville, D. 1-4; TEAM 1--2.

**PASSING: UTEP** – Hardison, G. 26-42-0-244; Brownholtz, C. 5-8-0-44. **OU** – Gabriel, D. 15-23-2-233.

**RECEIVING: UTEP** – Flores, R. 7-76; Smith, T. 8-71; Ballard, J. 5-39; Akharaiyi, K. 4-36; Tupou, J. 1-24; Clarke, J. 1-13; Awatt, R. 1-11; Dawn Jr., W. 2-9; Fryar, Z. 1-5; Bellon, M. 1-4. **OU** – Mims, M. 3-81; Willis, B. 3-40; Wease, T. 3-37; Gray, E. 2-33; Stoops, D. 2-25; Farooq, J. 1-9; Major, M. 1-8.

**TACKLES (UA-A): UTEP** – Prince, J. 7-3; Knight, T. 6-3; Hylton, K. 3-5; Wallerstedt, C. 2-3; Taylor, J. 3-1; Neal, J. 1-2; Baptist, D. 1-2; Wilston, T. 1-1; James, T. 1-1; Wilson Jr., J. 1-1; Moss, K. 0-2; Shelton, L. 2-0; Hugue, T. 0-2; Barnes, D. 1-1; Johnson, I. 0-2; Rudolph, J. 1-1; Westmoreland, M. 0-1; Thompson, B. 0-1; Williams, T. 1-0; Trotter, D. 0-1; Allen, J. 1-0; Tejada, A. 0-1; Williams, D. 0-1; Tonga'uiaha, S. 0-1. **OU** – Bowman, B. 7-2; Stutsman, D. 6-3; Ugwoegbu, 3-4; Morrison, T. 1-4; White, D. 2-3; Harrington, J. 4-1; Kanak, J. 0-4; Whitter, S. 1-3; Broiles, J. 0-4; Davis, J. 1-2; Lawrence, K. 0-3; Grimes, R. 2-1; Johnson, J. 0-3; Graham, D. J. 2-0; Harmon, D. 1-1; Coldon, C. J. 1-1; Thomas, R. 1-1; Downs, E. 1-1; Gilliam, K. 1-1; Ellison, J. 1-1; Coe, I. 1-1; Washington, W. 1-0; Laulu, J. 0-1; Dennis, K. 0-1; Williams, G. 1-0; Redmond, J. 0-1; Kelley, J. 0-1.

9/10/21 • Gaylord Family – Oklahoma Memorial Stadium (83,911) • Norman		
	<b>KENT STATE</b>	<b>3</b>
	<b>#7 OKLAHOMA</b>	<b>33</b>

**NORMAN** — No. 7/7 Oklahoma trailed 3-0 late in the first half but drove 76 yards to score a touchdown with 18 seconds remaining in the second quarter and outscored Kent State 26-0 after halftime to post a 33-3 home win. The Golden Flashes were picked by MAC head coaches to win the league's east division title.

Kent State's three points were the fewest Oklahoma allowed an FBS opponent since a 41-3 win at Kansas in 2017. The Sooners recorded 14 tackles for loss against the Golden Flashes (their most since 2019) and three sacks.

Dillon Gabriel completed 21 of 28 pass attempts for 296 yards and three touchdowns without an interception. His TD passes covered 36, 18 and 58 yards. The 36- and 58-yarders went to receiver Marvin Mims Jr., who tied a career high with seven catches for a career-high 163 yards. He also set a career high with 203 all-purpose yards with the help of a 41-yard punt return, OU's longest since 2019.

For the first time since 2018, three Sooners registered double-digit tackles in a game. Linebacker Danny Stutsman (12) and safety Billy Bowman (11) set career highs in tackles for the second straight game, while safety Justin Broiles tied a career high with 11 stops in his first start of the season. Stutsman recorded 4.0 tackles for loss, OU's most in three seasons, and added a sack, while Bowman was credited with a forced fumble and recovery on the same play.

Justin Harrington made his first career interception, David Ugwoegbu logged a safety and Reggie Grimes recorded 2.5 TFLs and 1.5 sacks.

Score by Quarters	1	2	3	4	Score
Kent State	0	3	0	0	3
Oklahoma	0	7	24	2	33

Record: (0-2, 0-0 MAC)  
Record: (2-0, 0-0 Big 12)

**Scoring Summary:**

- 2nd 8:27 KSU - A.Glass 37 yd FG  
15 plays, 72 yards, TOP 7:21
- 2nd 0:18 OU - Mims, Marvin 36 yd pass from Gabriel, D. (Schmit, Z. kick)  
5 plays, 76 yards, TOP 0:52
- 3rd 12:41 OU - Major, Marcus 16 yd rush (Schmit, Z. kick)  
7 plays, 68 yards, TOP 2:13
- 3rd 9:51 OU - Schmit, Zach 25 yd FG  
7 plays, 26 yards, TOP 1:39
- 3rd 5:31 OU - Stoops, Drake 18 yd pass from Gabriel, D. (#34 Z.Schmit kick)  
4 plays, 80 yards, TOP 0:58
- 3rd 1:35 OU - Mims, Marvin, 58 yd pass from Gabriel, D. (#34 Z.Schmit kick)  
3 plays, 82 yards, TOP 0:33
- 4th 12:00 OU - Ugwoegbu, David, safety,  
TOP 1:16

	KSU	OU
FIRST DOWNS	20	20
RUSHES-YARDS (NET)	52-164	36-134
PASSING YDS (NET)	131	296
Passes Att-Comp-Int	11-21-1	21-28-0
TOTAL OFFENSE PLAYS-YARDS	73-295	64-430
Fumble Returns-Yards	1-0	0-0
Punt Returns-Yards	6-260	6-232
Kickoff Returns-Yards	3-173	6-390
Interception Returns-Yards	0-0	1-22
Punts (Number-Avg)	6-43.3	6-38.7
Fumbles-Lost	1-1	1-0
Penalties-Yards	7-56	5-25
Possession Time	36:19	23:41
Third-Down Conversions	6-16	3-12
Fourth-Down Conversions	0-1	1-2
Red-Zone Scores-Chances	1-2	3-3
Sacks By: Number-Yards	3-10	3-18

**RUSHING: KSU** – Schlee, C. 12-74; Cooper, M. 22-73; Bradford, B. 8-31; Garcia, G. 5-29; Bangura, D. 3-7; Cephas, D. 1-4. **OU** – Gray, E. 10-71; Major, M. 5-39-1; Barnes, J. 9-21; Walker, T. 5-21; Mims, M. 1-0; Gabriel, D. 4-0.

**PASSING: Kent State**– Schlee, C. 11-19-0; Kargman, D. 0-2-1. **OU** – Gabriel, D. 21-28-0.

**RECEIVING: Kent State** – Cephas, D. 4-50; James, R. 2-10; Leach, K. 1-23; Copper, M. 1-22; Walker, D. 1-12; Bradford, B. 1-11; Orr, K. 1-3. **OU** – Mims, M. 7-163; Wease, T. 3-37; Stoops, D. 3-33; Parker, D. 2-21; Hester, J. 1-13; Major, M. 1-11; Walker, T. 1-7; Gray, E. 1-6; Willis, B. 1-4; Freeman, G. 1-1.

**TACKLES (UA-A): Kent State** – Bolden, N. 4-8; Pierre, M. 4-4; Richardson, A. 3-4; Evans, J. 4-2; Miller, D. 2-4; Johns, K. 2-4; Slattery, S. 2-3; Michael, G. 3-1; Baka, J. 1-2; Miller, M. 0-3; Murphy, L. 0-3; Harris, C. 1-1; Harmon, M. 1-1; Wallace, J. 1-0; Blue, C. 1-0; Smith, J. 1-0; Garcia, G. 1-0; Billotte, O. 0-1; West, Z. 0-1; Gamble, K. 0-1; Diaby, S. 0-1; Gater, L. 0-1; Branch, A. 0-1. **OU** – Stutsman, D. 9-3; Broiles, J. 5-6; Bowman, B. 4-7; Ugwoegbu, D. 3-3; White, D. 1-4; Harmon, D. 1-4; Grimes, R. 3-1; Redmond, J. 2-1; Ellison, J. 1-2; Kanak, J. 0-3; Downs, E. 0-3; Halton, G. 0-3; Johnson, J. 1-1; Washington, W. 1-1; Harrington, J. 0-2; Davis, J. 1-0; Kelley, J. 1-0; Coe, I. 1-0; West, T. 1-0; Morrison, T. 1-0; Goldon, C. 1-0; Gilliam, K. 0-1; Laulu, J. 0-1; Smith, C. 0-1; McCoy, J. 0-1; Graham, D. 0-0.



9/17/22 • Memorial Stadium (87,161) • Lincoln, Neb.		
	<b>#6 OKLAHOMA</b>	<b>49</b>
	<b>NEBRASKA</b>	<b>14</b>

**LINCOLN, Neb.** — In its first game at Nebraska since 2009, No. 6/6 Oklahoma scored seven consecutive touchdowns and posted its highest point and yardage (580) totals ever in Lincoln in a 49-14 win. OU's 35-point victory margin was its largest in a true road game since 2017.

The Sooners surrendered 77 yards on Nebraska's first possession but just 71 more the rest of the first half in taking a 35-7 lead to the locker room. For the game, Oklahoma outgained the Huskers by 253 yards (580-327).

Eric Gray rushed for a game-high 113 yards and two touchdowns on just 11 carries (10.3 yards per rush) while Marcus Major carried 12 times for 35 yards and a 1-yard score. Major also caught a 24-yard touchdown pass, the first receiving score of his career, that came from tight end Brayden Willis. It was Willis' first career pass.

Dillon Gabriel completed 16 of 27 pass attempts for 230 yards and two touchdowns (no interceptions) in his two-and-a-half quarters of work. After NU took its 7-0 lead, Gabriel ran for a 61-yard touchdown, the longest rush of his career.

Jalil Farooq finished with three catches for 58 yards, including a 25-yard touchdown that marked his first career score. Theo Wease caught a 15-yard TD pass, his first score since the 2020 season.

Freshman linebacker Jaren Kanak logged game and career highs of 10 tackles and forced and recovered a fumble on the first play of the third quarter. Junior defensive back Key Lawrence had six tackles, an interception, a forced fumble and a pass breakup.

Score by Quarters	1	2	3	4	Score	
Oklahoma	14	21	14	0	49	Record: (3-0, 0-0 Big 12)
Nebraska	7	0	0	7	14	Record: (1-3, 0-1 Big Ten)

**Scoring Summary:**

1st	11:19 NEB - Palmer, T. 32 yd pass from Thompson, C. (Bleekrode, T. kick)	
	6 plays, 77 yards, TOP 01:57	0-7
1st	09:30 OU - Gabriel, D. 61 yd rush (Schmit, Z. kick)	
	5 plays, 75 yards, TOP 01:49	7-7
1st	01:57 OU - Farooq, J. 25 yd pass from Gabriel, D. (Schmit, Z. kick)	
	7 plays, 63 yards, TOP 02:17	14-7
2nd	14:48 OU - Major, M. 1 yd rush (Schmit, Z. kick)	
	5 plays, 23 yards, TOP 00:55	21-7
2nd	11:35 OU - Major, M. 24 yd pass from Willis, B. (Schmit, Z. kick)	
	6 plays, 63 yards, TOP 01:55	28-7
2nd	01:44 OU - Gray, E. 16 yd rush (Schmit, Z. kick)	
	5 plays, 65 yards, TOP 01:10	35-7
3rd	13:13 OU - Gray, E. 21 yd rush (Schmit, Z. kick)	
	7 plays, 46 yards, TOP 01:41	42-7
3rd	08:59 OU - Wease, T. 15 yd pass from Gabriel, D. (Schmit, Z. kick)	
	9 plays, 60 yards, TOP 03:10	49-7
4th	03:17 NEB - Purdy, C. 8 yd rush (Bleekrode T. kick)	
	13 plays, 82 yards, TOP 05:04	49-14

	OU	NU
FIRST DOWNS	31	21
RUSHES-YARDS (NET)	54-312	45-163
PASSING YDS (NET)	268	164
Passes Comp-Att-Int	19-30-0	21-31-1
TOTAL OFFENSE PLAYS-YARDS	84-580	76-327
Fumble Returns-Yards	0-0	0-0
Punt Returns-Yards	4-61	1--1
Kickoff Returns-Yards	0-0	0-0
Interception Returns-Yards	1-0	0-0
Punts (Number-Avg)	3-48.7	7-42.3
Fumbles-Lost	3-1	2-1
Penalties-Yards	6-65	5-40
Possession Time	29:36	30:24
Third-Down Conversions	10 of 16	6 of 17
Fourth-Down Conversions	1 of 2	0 of 2
Red-Zone Scores-Chances	3-4	1-2
Sacks By: Number-Yards	4-32	2-7

**RUSHING: OU** – Gray, E. 11-113; Barnes, J. 13-77; Gabriel, D. 6-55; Major, M. 12-35; Walker, T. 4-17; Beville, D. 1-13; Stoops, D. 2-5; Mims, M. 1-4. **NU** – Ervin, G. 7-60; Allen, A. 11-49; Grant, A. 13-36; Purdy, C. 5-29; Yant, J. 4-19; Thompson, C. 5--30.

**PASSING: OU** – Gabriel, D. 16-27-0-230; Beville, D. 2-2-0-14; Willis, B. 1-1-0-24. **NU** – Thompson, C. 14-20-0-129; Purdy, C. 7-11-1-35.

**RECEIVING: OU** – Mims, M. 4-66; Farooq, J. 3-58; Stoops, D. 3-32; Wease, T. 2-46; Willis, B. 2-19; Major, M. 1-24; Bunkley-Shelton, L. 1-10; Parker, D. 1-5; Gray, E. 1-4; Helms, K. 1-4. **NU** – Palmer, T. 10-92; Washington, M. 2-17; Belt, B. 2-9; Martin, O. 1-18; Brown, A. 1-11; Brewington, C. 1-6; Liewer, W. 1-5; Boerkircher, N. 1-4; Vokolek, T. 1-2; Garcia-Castaneda, I. 1-0.

**TACKLES (UA-A): OU** – Kanak, J. 3-7; White, D. 4-2; Lawrence, K. 4-2; Ugwoegbu, D. 3-3; Harrington, J. 1-4; Bowman, B. 3-1; Smith, C. 3-1; Stutsman, D. 2-2; Morrison, T. 2-2; Whittier, S. 1-3; Downs, E. 3-0; Washington, W. 2-1; Grimes, R. 2-1; Graham, D. 1-2; Harmon, D. 1-1; Laulu, J. 1-1; Stripling, M. 0-2; Halton, G. 0-2; Redmond, J. 1-0; Davis, J. 1-0; Gilliam, K. 1-0; Dennis, K. 1-0; Broiles, J. 0-1; Walker, K. 0-1; Kelley, J. 0-1; Williams, G. 0-1; Celdon, C. 0-1. **NU** – Reimer, L. 3-5; Kolarevic, C. 2-6; Buford, M. 6-1; Mathis, O. 4-3; Farmer, M. 4-2; Henrich, N. 3-3; Newsome, Q. 4-1; Nelson, G. 3-2; Mauga-Clements, E. 3-2; Wynns, S. 1-3; Gifford, I. 3-0; Drew, D. 1-2; Tannor, C. 1-1; Hutmacher, N. 0-2; Hill, T. 1-0; Buschini, B. 1-0; Sanford, P. 1-0; Robinson, T. 1-0; Clark, B. 1-0; Lynum, T. 1-0; Butler, J. 1-0; Hausmann, E. 1-0; Brewington, C. 0-1.

9/24/22 • Gaylord Family – Oklahoma Memorial Stadium (84,376) • Norman		
	<b>KANSAS STATE</b>	<b>41</b>
	<b>#6 OKLAHOMA</b>	<b>34</b>

**NORMAN** — No. 6/6 Oklahoma racked up 550 yards of offense and didn't commit a turnover, but came up on the wrong end of a 41-34 outcome. The loss snapped OU's 10-game home winning streak and was just its second defeat in its last 30 home outings (both to the Wildcats).

Kansas State scored on its first two possessions to take a 14-0 lead before OU responded with a pair of long touchdown passes from Dillon Gabriel to knot the score. The scoring throws went to Theo Wease (career-long 56-yard reception) with 52 seconds left in the first quarter and Marvin Mims Jr. (50-yarder) with 12:24 left in the second quarter. The Wildcats led 24-17 at halftime and the Sooners never got closer than four points the rest of the way.

Gabriel completed 26 of 39 passes (67%) and set personal OU highs of 330 passing yards and four passing touchdowns. He also rushed seven times for 61 yards. Mims finished with four catches for a game-high 87 yards, Wease caught three passes for 75 yards, Jalil Farooq had five receptions for 69 yards and Brayden Willis caught five passes for 41 yards, two of them for fourth-quarter touchdowns.

Eric Gray rushed for 114 yards on 16 carries (7.1 yards per rush) for his third 100-yard effort of the season. He also caught a team-high seven passes for 45 yards.

Kansas State quarterback Adrian Martinez accounted for five touchdowns, rushing 21 times for 148 yards and four scores and throwing for 234 yards and another TD.

Score by Quarters	1	2	3	4	Score	
Kansas State	14	10	3	14	41	Record: (3-1, 1-0 Big 12)
Oklahoma	7	10	3	14	34	Record: (3-1, 0-1 Big 12)

**Scoring Summary:**

1st	09:57 KSU - Martinez, A. 6 yd rush (Tennant, C. kick)	
	12 plays, 75 yards, TOP 05:03	7-0
1st	05:37 KSU - Knowles, M. 6 yd pass from Martinez, A. (Tennant, C. kick)	
	7 plays, 80 yards, TOP 03:11	14-0
1st	02:32 OU - Wease, T. 56 yd pass from Gabriel, D. (Schmit, Z. kick)	
	3 plays, 70 yards, TOP 00:52	14-7
2nd	12:24 OU - Mims, M. 50 yd pass from Gabriel, D. (Schmit, Z. kick)	
	4 plays, 63 yards, TOP 01:09	14-14
2nd	06:15 KSU - Martinez, A. 3 yd rush (Tennant, C. kick)	
	11 plays, 42 yards, TOP 05:59	21-14
2nd	02:47 OU - Schmit, Z. 41 yd FG	
	8 plays, 51 yards, TOP 03:28	21-17
2nd	00:00 KSU - Tennant, C. 23 yd FG	
	10 plays, 70 yards, TOP 02:47	24-17
3rd	11:42 OU - Schmit, Z. 44 yd FG	
	8 plays, 48 yards, TOP 03:18	24-20
3rd	03:24 KSU - Tennant, C. 29 yd FG	
	11 plays, 69 yards, TOP 03:53	27-20
4th	08:00 KSU - Martinez, A. 15 yd rush (Tennant, C. kick)	
	8 plays, 80 yards, TOP 03:45	34-20
4th	04:36 OU - Willis, B. 1 yd pass from Gabriel, D. (Schmit, Z. kick)	
	9 plays, 75 yards, TOP 03:24	34-27
4th	01:58 KSU - Martinez, A. 1 yd rush (Tennant, C. kick)	
	7 plays, 75 yards, TOP 02:38	41-27
4th	00:35 OU - Willis, B. 10 yd pass from Gabriel, D. (Schmit, Z. kick)	
	12 plays, 75 yards, TOP 01:23	41-34


	KSU	OU
FIRST DOWNS	28	26
RUSHES-YARDS (NET)	49-275	34-220
PASSING YDS (NET)	234	330
Passes Att-Comp-Int	21-34-0	26-39-0
TOTAL OFFENSE PLAYS-YARDS	83-509	73-550
Fumble Returns-Yards	0-0	0-0
Punt Returns-Yards	0-0	0-0
Kickoff Returns-Yards	1-58	1-10
Interception Returns-Yards	0-0	0-0
Punts (Number-Avg)	5-47.4	5-51.2
Fumbles-Lost	0-0	0-0
Penalties-Yards	6-37	11-87
Possession Time	35:04	24:56
Third-Down Conversions	8 of 17	4 of 13
Fourth-Down Conversions	2 of 2	1 of 2
Red-Zone Scores-Chances	7-7	3-3
Sacks By: Number-Yards	1-5	0-0

**RUSHING: KSU** – Martinez, A. 21-148; Vaughn, D. 25-116; Giddens, D. 2-13. **OU** – Gray, E. 16-115; Gabriel, D. 7-61; Major, M. 9-37; Farooq, J. 2-8.

**PASSING: KSU** – Martinez, A. 21-34-0-234. **OU** – Gabriel, D. 26-39-0-330.

**RECEIVING: KSU** – Brooks, P. 7-56; Sinnott, B. 4-80; Knowles, M. 4-52; Warner, K. 3-26; Vaughn, D. 2-13; Garcia, R. 1-7. **OU** – Gray, E. 7-45; Farooq, J. 5-69; Willis, B. 5-41; Mims, M. 4-87; Wease, T. 3-75; Major, M. 2-13.

**TACKLES (UA-A): KSU** – Savage, K. 8-3; Moore, A. 4-5; Brents, J. 4-5; Hayes, J. 2-6; Cheatum, D. 2-3; Pickle, J. 2-3; Boye-Doe, E. 3-1; Green, D. 2-2; Anudike-Uzomah, F. 0-4; Smith, T. 3-0; Duke, K. 1-2; Huggins, E. 2-0; Purnell, D. 1-1; Allen, N. 1-1; Hentz, R. 0-2; Mason, C. 1-0; Payne, V. 1-0; Mott, B. 0-1; Stufflebean, C. 0-1. **OU** – Ugwoegbu, D. 7-8; Broiles, J. 7-3; Stutsman, D. 6-4; Bowman, B. 7-2; White, D. 3-4; Lawrence, K. 2-5; Davis, J. 2-4; Washington, W. 3-2; Redmond, J. 1-3; Laulu, J. 0-3; Coe, I. 2-0; Johnson, J. 1-0; Downs, E. 1-0; Stripling, M. 1-0; Morrison, T. 1-0; Graham, D. 0-1; Ellison, J. 0-1.

10/1/22 • Amon G. Carter Stadium (49,095) • Fort Worth, Texas		
	<b>#18 OKLAHOMA</b>	<b>24</b>
	<b>TCU</b>	<b>55</b>

**FORT WORTH, Texas** — No. 18/16 Oklahoma lost a fumble on the game's opening possession that led to a touchdown and gave up three more first-quarter TDs in a 55-24 loss at TCU. It was the most points OU surrendered since the 2019 CFP Semifinal at the Peach Bowl and snapped its eight-game winning streak over the Horned Frogs.

Playing the majority of the game without starting quarterback Dillon Gabriel, who left the contest due to injury with 9:39 left in the second quarter and didn't return, the Sooners registered a season-low 355 yards of offense and averaged 4.4 yards per play, their lowest figure since 2015. Gabriel completed 7 of 16 pass attempts for 126 yards, 78 of which came on one throw to tight end Brayden Willis. Gabriel was replaced by redshirt junior QB Davis Beville, who completed 7 of 16 pass attempts for 50 yards.

OU's three touchdowns were by running backs Eric Gray and Jovantae Barnes. Gray scored on a 1-yard run with 2:15 left in the first quarter to cut TCU's lead to 20-10, while Barnes scored on a 20-yard scamper with 8:49 left in the second quarter and a 1-yard plunge with 11:24 left in the fourth. Barnes finished with a career-high 100 yards on 18 carries (5.6 average) while Gray had 60 yards on 13 rushes.

TCU's 668 offensive yards were the most OU gave up to a Big 12 foe since 2016.

Score by Quarters	1	2	3	4	Score
Oklahoma	10	7	0	7	24
TCU	27	14	14	0	55

Record: (3-2, 0-2 Big 12)  
Record: (4-0, 1-0 Big 12)

**Scoring Summary:**

- 1st 12:45 TCU - Williams, S. 19 yd pass from Duggan, M. (Kell, G. kick)  
4 plays, 46 yards, TOP 01:18 0-7
- 1st 09:49 OU - Schmit, Z. 43 yd FG  
5 plays, 19 yards, TOP 00:56 3-7
- 1st 08:35 TCU - Barber, T. 73 yd pass from Duggan, M. (Kell, G. kick missed)  
3 plays, 75 yards, TOP 01:14 3-13
- 1st 07:17 TCU - Duggan, M. 67 yd rush (Kell, G. kick)  
1 play, 67 yards, TOP 00:11 3-20
- 1st 02:15 OU - Gray, E. 1 yd rush (Schmit, Z. kick)  
4 plays, 76 yards, TOP 01:32 10-20
- 1st 00:07 TCU - Miller, K. 15 yd rush (Kell, G. kick)  
6 plays, 75 yards, TOP 02:08 10-27
- 2nd 10:30 TCU - Demercado, E. 1 yd rush (Kell, G. kick)  
9 plays, 89 yards, TOP 03:50 10-34
- 2nd 08:49 OU - Barnes, J. 20 yd rush (Schmit, Z. kick)  
7 plays, 65 yards, TOP 01:41 17-34
- 2nd 01:34 TCU - Henderson, G. 62 yd pass from Duggan, M. (Kell, G. kick)  
6 plays, 89 yards, TOP 02:28 17-41
- 3rd 09:30 TCU - Miller, K. 69 yd rush (Kell, G. kick)  
3 plays, 80 yards, TOP 01:09 17-48
- 3rd 01:40 TCU - Duggan, M. 2 yd rush (Kell, G. kick)  
6 plays, 67 yards, TOP 02:49 17-55
- 4th 11:24 OU - Barnes, J. 1 yd rush (Schmit, Z. kick)  
14 plays, 73 yards, TOP 05:10 24-55

	OU	TCU
FIRST DOWNS	22	29
RUSHES-YARDS (NET)	49-179	41-361
PASSING YDS (NET)	176	307
Passes Att-Comp-Int	14-32-0	24-34-0
TOTAL OFFENSE PLAYS-YARDS	81-355	75-668
Fumble Returns-Yards	0-0	0-0
Punt Returns-Yards	0-0	1-1
Kickoff Returns-Yards	7-174	1-19
Interception Returns-Yards	0-0	0-0
Punts (Number-Avg)	8-46.9	5-38.4
Fumbles-Lost	1-1	0-0
Penalties-Yards	7-80	4-55
Possession Time	27:11	32:49
Third-Down Conversions	6 of 18	7 of 14
Fourth-Down Conversions	1 of 3	0 of 2
Red-Zone Scores-Chances	3-3	4-5
Sacks By: Number-Yards	1-10	4-17

**RUSHING: OU** - Barnes, J. 18-100; Gray, E. 13-60; Walker, T. 5-11; Stoops, D. 1-7; Bunkley-Shelton, L. 1-5; Sawchuk, G. 2-5; Freeman, G. 1-2; Gabriel, D. 1-0; Beville, D. 6--11. **TCU** - Miller, K. 13-136; Duggan, M. 5-116; Demercado, E. 8-62; Bailey, E. 5-24; Battle, T. 3-20; Wren, C. 3-6; Johnston, Q. 1-2; Jackson, S. 3--5.

**PASSING: OU** - Gabriel, D. 7-16-0-126; Beville, D. 7-16-0-50. **TCU** - Duggan, M. 23-33-0-302; Jackson, S. 1-1-0-5.

**RECEIVING: OU** - Mims, M. 4-41; Willis, B. 2-81; Farooq, J. 2-17; Barnes, J. 2-14; Gibson, J. 1-12; Stoops, D. 1-5; Gray, E. 1-4; Parker, D. 1-2. **TCU** - Davis, D. 7-32; Johnston, Q. 4-41; Barber, T. 3-107; Williams, S. 3-31; Wren, C. 2-2; Henderson, G. 1-62; Bailey, E. 1-14; Hudson, J. 1-10; Jackson, C. 1-5; Miller, K. 1-3.

**TACKLES (UA-A): OU** - Ugwoegbu, D. 5-5; Harrington, J. 4-4; Stutsman, D. 3-4; McCoy, J. 4-1; Morrison, T. 2-3; Harmon, D. 1-4; Broiles, J. 3-1; Washington, W. 2-1; Halton, G. 1-2; Walker, K. 2-0; Graham, D. 1-1; Lawrence, K. 1-1; Coe, I. 1-1; Spears-Jennings, R. 1-1; Downs, E. 0-2; Davis, J. 0-2; Bowman, B. 1-0; Johnson, J. 1-0; White, D. 0-1; Redmond, J. 0-1; Kelleher, K. 0-1; West, T. 0-1; Gilliam, K. 0-1; Kanak, J. 0-1; Parker, D. 0-1; Ellison, J. 0-1; Williams, G. 0-1. **TCU** - Hodges, J. 5-5; Winters, D. 3-5; Bradford, M. 5-1; Foster, J. 4-2; Camara, A. 5-0; Perry, M. 3-2; Obiazor, N. 2-3; Horton, D. 3-1; Mitchell, T. 1-3; Fox, C. 0-4; Brooks, M. 1-2; Newton, J. 2-0; McCuin, D. 2-0; Hodges-Tomlinson, T. 1-1; Marcheselli, Z. 1-1; Banks, S. 1-1; Uguak, L. 1-1; Hodge, J. 0-2; Williams, D. 0-2; McMillan, J. 1-0; Biddle, C. 1-0; Clark, B. 1-0.

10/8/22 • Cotton Bowl (92,100) • Dallas		
	<b>TEXAS</b>	<b>49</b>
	<b>OKLAHOMA</b>	<b>0</b>

**DALLAS** — Playing without injured starting quarterback Dillon Gabriel, Oklahoma had its four-game winning streak against Texas snapped in a 49-0 defeat at the Cotton Bowl in Dallas. The Sooners were outgained 585-195 in total yardage and managed just 24 yards after halftime. It was the first time OU got shut out since 1998.

Without Gabriel, OU started redshirt junior Davis Beville got his first career start at quarterback and the Sooners used a variety of players in "wildcat" packages to try to kickstart an offense that averaged 3.7 yards per play on the day. Beville completed 6 of 12 pass attempts for 38 yards and was intercepted once.

The Sooners held Texas to seven points in the first quarter before allowing 21 in the second, 14 in the third and seven in the fourth.

Receiver Jalil Farooq was OU's leading rusher, carrying five times for 60 yards, while running back Eric Gray finished with 59 yards on 11 carries. Tight end Brayden Willis got several snaps in the "wildcat" package and gained 18 yards on seven rushes.

Linebacker Danny Stutsman logged a game- and career-high 13 tackles and was joined in double digits by defensive back Woodi Washington (career-high-tying 10) and linebacker David Ugwoegbu (10). It was Ugwoegbu's third straight game with at least 10 stops (the only double-digit games of his career). Defensive back C.J. Coldon registered one of OU's four tackles for loss, as well as his first interception as a Sooner that he returned 20 yards.

Score by Quarters	1	2	3	4	Score
Texas	7	21	14	7	49
Oklahoma	0	0	0	0	0

Record: (4-2, 2-1 Big 12)  
Record: (3-3, 0-3 Big 12)

**Scoring Summary:**

- 1st 06:48 UT - Robinson, B. 2 yd rush (Auburn, B. kick)  
12 plays, 90 yards, TOP 04:31 7-0
- 2nd 12:40 UT - Worthy, X. 10 yd pass from Ewers, Q. (Auburn, B. kick)  
8 plays, 92 yards, TOP 03:03 14-0
- 2nd 07:31 UT - Robinson, K. 15 yd pass from Ewers, Q. (Auburn, B. kick)  
9 plays, 80 yards, TOP 03:10 21-0
- 2nd 00:18 UT - Sanders, J. 24 yd pass from Ewers, Q. (Auburn, B. kick)  
9 plays, 79 yards, TOP 02:48 28-0
- 3rd 05:01 UT - Robinson, B. 11 yd rush (Auburn, B. kick)  
7 plays, 76 yards, TOP 03:07 35-0
- 3rd 01:57 UT - Sanders, J. 18 yd pass from Ewers, Q. (Auburn, B. kick)  
6 plays, 47 yards, TOP 02:07 42-0
- 4th 12:11 UT - Brooks, J. 18 yd rush (Auburn, B. kick)  
5 plays, 54 yards, TOP 02:37 49-0

	UT	OU
FIRST DOWNS	36	11
RUSHES-YARDS (NET)	50-296	42-156
PASSING YDS (NET)	289	39
Passes Att-Comp-Int	21-31-1	9-17-2
TOTAL OFFENSE PLAYS-YARDS	81-585	59-195
Fumble Returns-Yards	0-0	0-0
Punt Returns-Yards	2-11	0-0
Kickoff Returns-Yards	0-0	2-33
Interception Returns-Yards	2-6	1-20
Punts (Number-Avg)	3-40.7	8-42.0
Fumbles-Lost	0-0	0-0
Penalties-Yards	2-10	3-36
Possession Time	32:59	27:01
Third-Down Conversions	10-15	3-15
Fourth-Down Conversions	0-0	2-4
Red-Zone Scores-Chances	6-7	0-2
Sacks By: Number-Yards	3-17	0-0

**RUSHING: UT** - Robinson, B. 22-130; Johnson, R. 9-57; Brooks, J. 7-39; Robinson, K. 4-32; Ewers, Q. 2-17; Blue, J. 5-14; Worthy, X. 1-7. **OU** - Farooq, J. 5-60; Gray, E. 11-59; Barnes, J. 7-24; Willis, B. 7-18; Major, M. 5-11; Stoops, D. 2-5; Beville, D. 5--21.

**PASSING: UT** - Ewers, Q. 21-31-1-289. **OU** - Beville, D. 6-12-1-38; Gray, E. 1-2-1-0; Turk, M. 1-1-0-3; Major, M. 1-1-0--2; Evers, N. 0-1-0-0.

**RECEIVING: UT** - Whittington, J. 5-97; Sanders, J. 5-71; Worthy, X. 3-29; Johnson, R. 2-36; Robinson, K. 2-28; Robinson, B. 2-15; Helm, G. 2-13. **OU** - Willis, B. 2-25; Barnes, J. 2-7; Stoops, D. 2-6; Schmit, Z. 1-3; Farooq, J. 1-0; Mims, M. 1--2.

**TACKLES (UA-A): UT** - Thompson, J. 4-3; Ford, J. 4-3; Barron, J. 3-3; Overshown, D. 2-4; Ojomo, M. 2-3; Cook, A. 1-4; Sweat, T. 2-2; Tucker-Dorsey, D. 1-3; Bush, J. 1-3; Oghoufo, O. 2-1; Crawford, K. 2-1; Jamison, D. 1-2; Coburn, K. 1-2; Collins, A. 1-1; Taaffe, M. 1-1; Finkley, J. 0-2; Johnson, R. 1-0; Watts, R. 1-0; Murphy, B. 1-0; Coffey, J. 1-0; Richardson, D. 1-0; Burke, E. 1-0; Dorbah, P. 0-1; Guilbeau, J. 0-1. **OU** - Stutsman, D. 2-11; Washington, W. 6-4; Ugwoegbu, D. 3-7; Davis, J. 4-3; Graham, D. 1-5; Lawrence, K. 3-1; Broiles, J. 2-2; Coldon, C. 2-1; Morrison, T. 2-1; White, D. 1-2; Redmond, J. 1-2; Grimes, R. 0-3; McCoy, J. 2-0; Thomas, R. 1-1; Downs, E. 1-1; Lалу, J. 1-1; Kelley, J. 1-1; Williams, G. 1-1; Dennis, K. 0-2; Spears-Jennings, R. 0-2; Johnson, J. 1-0; Gray, E. 1-0; Kanak, J. 1-0; Coe, I. 0-1; West, T. 0-1.

10/15/22 • Gaylord Family – Oklahoma Memorial Stadium (83,874) • Norman		
	<b>KANSAS</b>	<b>42</b>
	<b>OKLAHOMA</b>	<b>52</b>

**NORMAN** — Oklahoma snapped its first three-game losing streak since 1998 with a 52-42 home win over No. 19/20 Kansas. OU never trailed in the contest and led by as many as 21 points (42-21 and 49-28). The Sooners, who converted 16 of 21 third-down tries, ran 100 offensive plays, the 12th time in school history to run at least that many (first since 2014).

The Sooners' 701 yards of offense (403 passing, 298 rushing) were their most against a conference opponent since 2018. Their 487 first-half yards (304 passing, 183 rushing) were their second most ever in a half.

Quarterback Dillon Gabriel returned to action after missing the previous game and a half (injury) to complete 29 of 42 passes for 403 yards and two touchdowns. He also rushed 10 times for 37 yards and a score. Gabriel threw for 304 yards in the first half alone.

Running backs Jovantae Barnes and Eric Gray each had two rushing touchdowns in the game, OU's first time for the feat against an FBS opponent since 2015. Gray finished with 176 yards on 20 carries (8.8 per rush) while Barnes carried 21 times for 69 yards.

OU produced two 100-yard receivers. Marvin Mims had 106 yards (career-high nine catches) and Brayden Willis had a career-high 102 yards (career-high-tying five receptions).

Score by Quarters	1	2	3	4	Score	
Kansas	14	7	7	14	42	Record: (5-2, 2-2 Big 12)
Oklahoma	14	21	14	3	52	Record: (4-3, 1-3 Big 12)

**Scoring Summary:**

- 1st 12:14 OU - Barnes, J. 1 yd rush (Schmit, Z. kick)  
10 plays, 79 yards, TOP 02:41 0-7
- 1st 09:35 KU - Arnold, L. 39 yd pass from Bean, J. (Borcila, J. kick)  
6 plays, 75 yards, TOP 02:39 7-7
- 1st 07:13 OU - Gray, E. 2 yd rush (Schmit, Z. kick)  
9 plays, 75 yards, TOP 02:22 7-14
- 1st 02:39 KU - Neal, D. 11 yd rush (Borcila, J. kick)  
9 plays, 65 yards, TOP 04:28 14-14
- 2nd 14:26 OU - Barnes, J. 6 yd rush (Schmit, Z. kick)  
5 plays, 80 yards, TOP 00:57 14-21
- 2nd 05:42 OU - Wease, T. 24 yd pass from Gabriel, D. (Schmit, Z. kick)  
7 plays, 65 yards, TOP 02:12 14-28
- 2nd 02:40 OU - Gray, E. 28 yd rush (Schmit, Z. kick)  
3 plays, 54 yards, TOP 00:49 14-35
- 2nd 01:36 KU - Fairchild, M. 18 yd pass from Bean, J. (Borcila, J. kick)  
4 plays, 75 yards, TOP 01:04 21-35
- 3rd 10:16 OU - Gabriel, D. 1 yd rush (Schmit, Z. kick)  
9 plays, 47 yards, TOP 02:33 21-42
- 3rd 05:56 KU - Arnold, L. 28 yd pass from Bean, J. (Borcila, J. kick)  
3 plays, 47 yards, TOP 00:53 28-42
- 3rd 02:36 OU - Willis, B. 26 yd pass from Gabriel, D. (Schmit, Z. kick)  
10 plays, 75 yards, TOP 03:20 28-49
- 4th 10:33 KU - Thomas, K. 1 yd rush (Borcila, J. kick)  
7 plays, 28 yards, TOP 03:36 35-49
- 4th 05:18 OU - Schmit, Z. 37 yd FG  
16 plays, 55 yards, TOP 05:15 35-52
- 4th 03:31 KU - Fairchild, M. 9 yd pass from Bean, J. (Borcila, J. kick)  
7 plays, 75 yards, TOP 01:47 42-52

	<b>KU</b>	<b>OU</b>
FIRST DOWNS	22	36
RUSHES-YARDS (NET)	35-165	57-298
PASSING YDS (NET)	265	403
Passes Comp-Att-Int	16-27-2	29-43-1
TOTAL OFFENSE PLAYS-YARDS	62-430	100-701
Fumble Returns-Yards	0-0	0-0
Punt Returns-Yards	0-0	0-0
Kickoff Returns-Yards	1-31	1-21
Interception Returns-Yards	1-17	2-0
Punts (Number-Avg)	5-42.4	1-55.0
Fumbles-Lost	0-0	2-2
Penalties-Yards	5-45	4-45
Possession Time	29:41	30:19
Third-Down Conversions	5 of 11	16 of 21
Fourth-Down Conversions	0 of 0	1 of 1
Red-Zone Scores-Chances	4-4	5-6
Sacks By: Number-Yards	1-6	1-9

**RUSHING: OU** – Gray, E. 20-176; Barnes, J. 21-69; Gabriel, D. 10-37; Stoops, D. 2-23; Willis, B. 1-0. **KU** – Neal, D. 12-84; Bean, J. 10-41; Skinner, Q. 0-20; Thomas, K. 9-18; Morrison, S. 3-1; Scott, T. 1-0.

**PASSING: OU** – Gabriel, D. 29-42-1-403. **KU** – Bean, J. 16-27-2-265.

**RECEIVING: OU** – Mims, M. 9-106; Willis, B. 5-102; Wease, T. 4-56; Stoops, D. 4-43; Farooq, J. 4-42; Gray, E. 2-13; Freeman, G. 1-41. **KU** – Fairchild, M. 6-106; Arnold, L. 5-113; Grimm, L. 1-19; Casey, J. 1-9; Locklin, T. 1-8; Skinner, Q. 1-7; Neal, D. 1-3.

**TACKLES (UA-A): OU** – Ugwoegbu, D. 5-3; White, D. 4-4; Stutsman, D. 6-1; Lawrence, K. 5-1; Spears-Jennings, R. 3-1; Davis, J. 2-1; Washington, W. 2-1; Broiles, J. 1-2; Downs, E. 1-2; Coldon, C. 2-0; Kanak, J. 2-0; McCoy, J. 1-0; Raym, A. 1-0; Thomas, R. 1-0; Coe, I. 1-0; Redmond, J. 0-1; Ellison, J. 0-1; Laulu, J. 0-1; Johnson, J. 0-1. **KU** – Logan, K. 7-7; McCaskill, L. 7-4; Miller, R. 4-5; Dotson, R. 3-4; Burroughs, O. 3-3; Berryhill, T. 3-3; Grant, M. 3-3; Gervin, K. 3-2; Bryant, C. 3-1; Robinson, J. 2-2; Wilson, E. 2-2; Lee, M. 2-2; Taylor, C. 1-3; Young, C. 2-1; Gaines, D. 1-0; Phelps, L. 1-0; Satterwhite, J. 1-0; Hatcher, H. 1-0; DeBose, Z. 1-0; Gilyard, E. 0-1; Dunn, T. 0-1.

10/29/22 • Jack Trice Stadium (58,716) • Ames, Iowa		
	<b>OKLAHOMA</b>	<b>27</b>
	<b>IOWA STATE</b>	<b>13</b>

**AMES, Iowa** — Oklahoma registered three interceptions and held Iowa State to 66 rushing yards (2.4 per carry) in a 27-13 victory, giving the Sooners their 25th win in their last 26 trips to Ames. The 14-point margin marked ISU's largest in defeat this season.

OU, which never trailed for the second straight game, rushed for 182 yards, the second highest total by an Iowa State opponent on the year. The Cyclones entered the day allowing just 105.3 rushing yards per contest.

Oklahoma took a 13-3 to halftime and kicker Zach Schmit accounted for all 13 of the team's points with a 41-yard field goal, a two-yard receiving touchdown on a fake field goal, a PAT and a 34-yard field goal. The touchdown was thrown by holder Michael Turk, who became OU's first full-time punter to throw a TD pass since 1970.

Eric Gray turned in his fifth 100-yard rushing performance of the season, finishing with 101 yards and a four-yard touchdown on 20 carries (5.0 average). It was the second most rushing yards ISU gave up to an individual player on the year.

Dillon Gabriel completed 15 of 26 passes for 148 yards and a touchdown. The TD throw was a 41-yarder in third quarter to receiver Jalil Farooq, who finished with four catches for a team-high 74 yards. The TD was the second of his career.

OU's three interceptions were its most since the 2020 Cotton Bowl vs. Florida and came from Woodi Washington on Iowa State's second play and Justin Broiles and Danny Stutsman in the fourth quarter. Stutsman's pick was the first of his career.

DaShaun White registered a career-high 14 tackles (10 solo) and a team-high-tying 1.5 tackles for loss.

Turk punted six times for an average of 49.3 yards. He had key 61- and 60-yard punts in the fourth quarter that flipped the field and OU's defense registered takeaways on the ensuing possessions.

Score by Quarters	1	2	3	4	Score	
Oklahoma	3	10	7	7	27	Record: (5-3, 2-3 Big 12)
Iowa State	3	3	0	7	13	Record: (3-5, 0-5 Big 12)

**Scoring Summary:**

- 1st 06:31 OU - Schmit, Z. 41 yd FG  
6 plays, 22 yards, TOP 02:01 3-0
- 1st 02:08 ISU - Gilbert, J. 27 yd FG  
11 plays, 66 yards, TOP 04:23 3-3
- 2nd 12:23 OU - Schmit, Z. 2 yd pass from Turk, M. (Schmit, Z. kick)  
15 plays, 85 yards, TOP 04:38 10-3
- 2nd 06:30 OU - Schmit, Z. 34 yd FG  
14 plays, 48 yards, TOP 5:31 13-3
- 2nd 00:45 ISU - Gilbert, J. 43 yd FG  
7 plays, 25 yards, TOP 1:10 13-6
- 3rd 04:18 OU - Farooq, J. 41 yd pass from Gabriel, D. (Schmit, Z. kick)  
8 plays, 78 yards, TOP 02:47 20-6
- 4th 10:29 ISU - Noel, J. 15 yd pass from Dekkers, H. (Nettles, D. kick)  
12 plays, 53 yards, TOP 04:53 20-13
- 4th 04:36 OU - Gray, E. 4 yd rush (Schmit, Z. kick)  
2 plays, 2 yards TOP 00:48 27-13

	<b>OU</b>	<b>ISU</b>
FIRST DOWNS	19	20
RUSHES-YARDS (NET)	47-182	27-66
PASSING YDS (NET)	150	308
Passes Att-Comp-Int	16-27-0	37-57-3
TOTAL OFFENSE PLAYS-YARDS	74-332	87-374
Fumble Returns-Yards	0-0	0-0
Punt Returns-Yards	0-0	0-0
Kickoff Returns-Yards	2-23	1-13
Interception Returns-Yards	3-37	0-0
Punts (Number-Avg)	6-49.3	5-44.6
Fumbles-Lost	1-1	2-0
Penalties-Yards	4-31	3-21
Possession Time	29:15	30:45
Third-Down Conversions	7 of 17	7 of 20
Fourth-Down Conversions	1 of 2	3 of 5
Red-Zone Scores-Chances	3-3	2-3
Sacks By: Number-Yards	1-9	1-14

**RUSHING: OU** – Gray, E. 20-101; Major, M. 12-29; Farooq, J. 2-26; Gabriel, D. 9-17; Freeman, G. 3-16. **ISU** – Dekkers, H. 4-31; Norton, C. 11-27; Brock, J. 11-22.

**PASSING: OU** – Gabriel, D. 15-26-0-148; Turk, M. 1-1-0-2. **ISU** – Dekkers, H. 37-57-3-308.

**RECEIVING: OU** – Farooq, J. 4-74; Stoops, D. 3-34; Mims, M. 2-16; Gray, E. 2-14; Willis, B. 2-8; Major, M. 2-2; Schmit, Z. 1-2. **ISU** – Hutchinson, X. 10-72; Noel, J. 7-54; Stanley, D. 6-90; Silas, D. 4-19; Brock, J. 3-29; Norton, C. 3-8; Hanika, D. 1-23; Wilson, D. 1-5; Shaw, S. 1-5. Dean, E. 1-3.

**TACKLES (UA-A): OU** – White, D. 10-4; Washington, W. 6-2; Davis, J. 6-0; Ugwoegbu, D. 3-3; Stutsman, D. 3-2; Broiles, J. 2-2; Laulu, J. 1-3; Lawrence, K. 3-0; Morrison, T. 3-0; Downs, E. 2-1; Redmond, J. 1-2; Johnson, J. 1-1; Coe, I. 0-2; Bowman, B. 0-2; Stripling, M. 0-2; Kelley, J. 1-0; Grimes, R. 1-0; Spears-Jennings, R. 0-1; West, T. 0-1. **ISU** – Johnson, A. 5-3; Vance, O. 3-5; Tampa, T. 7-0; Freyler, B. 2-4; Purchase, M. 3-2; Vaughn, G. 2-3; McDonald, W. 2-3; Cooper, J. 3-1; Kyle, T. 3-0; Peterson, J. 1-2; Willich, C. 1-2; Anderson, M. 1-2; Onyedim, T. 0-3; Chambers, M. 1-1; Lee, I. 0-2; McLaughlin, W. 0-2; Zenzen, H. 1-0; Peterson, B. 1-0; McGee, T. 1-0; Porter, D. 1-0; Orange, D. 1-0; Dekkers, H. 1-0; Jones, T. 0-1; Jackson, K. 0-1; Mendezsoon, M. 0-1.



11/5/22 • Gaylord Family – Oklahoma Memorial Stadium (83,546) • Norman		
	<b>BAYLOR</b>	<b>38</b>
	<b>OKLAHOMA</b>	<b>35</b>

**NORMAN** — Oklahoma was unable to overcome three turnovers and dropped a 38-35 home contest to Baylor on Saturday, snapping the Sooners' two-game winning streak.

OU marched 75 yards on the game's opening possession and went up 7-0 on quarterback Dillon Gabriel's 10-yard touchdown run. It was the team's only lead of the day, however, as Gabriel threw three first-half interceptions (two came on deflections) that Baylor turned into 10 points.

Baylor led 17-14 at halftime despite being heavily outgained (334 yards to 187) and took three different 10-point leads in the second half (24-14, 31-21 and 38-28). Eric Gray's one-yard TD run with 4:05 remaining cut BU's advantage to three, but the Bears converted three third-down attempts on their ensuing possession and ran out the clock.

Gabriel completed 22 of 34 passes (65%) for 261 yards and ran for a career-high 70 yards on nine carries. Gray registered his third straight 100-yard rushing game, finishing with 106 yards and two TDs on 23 carries, and he caught a career-high-tying eight passes for 58 yards. Marvin Mims Jr. caught four passes for 120 yards, including a 63-yard first-quarter touchdown. Mims had three catches for 112 yards in the first half, his most ever in the first 30 minutes of a contest.

The Sooners held Baylor to 132 passing yards, their second fewest allowed on the season, but surrendered 281 rushing yards on 48 carries (5.9 average). OU outgained the Bears 499 yards to 413 overall.

Score by Quarters	1	2	3	4	Score
Baylor	14	10	7	7	38
Oklahoma	14	7	7	7	35

Record: (6-3, 4-2 Big 12)  
Record: (5-4, 2-4 Big 12)

**Scoring Summary:**

- 1st 11:13 OU - Gabriel, D. 10 yd rush (Schmit, Z. kick)  
10 plays, 75 yards, TOP 03:47 0-7
- 1st 05:54 BU - Williams, C. 11 yd rush (Mayers, J. kick)  
11 plays, 63 yards, TOP 05:11 7-7
- 1st 03:50 BU - Nabors, J. 6 yd rush (Mayers, J. kick)  
3 plays, 26 yards, TOP 01:11 14-7
- 1st 03:01 OU - Mims Jr., M. 63 yd pass from Gabriel, D. (Schmit, Z. kick)  
3 plays, 75 yards, TOP 00:49 14-14
- 2nd 12:59 BU - Mayers, J. 49 yd FG  
4 plays, 2 yards, TOP 01:51 17-14
- 2nd 09:06 BU - Williams, C. 1 yd rush (Mayers, J. kick)  
4 plays, 65 yards, TOP 01:56 24-14
- 2nd 06:46 OU - Gray, E. 5 yd rush (Schmit, Z. kick)  
9 plays, 75 yards, TOP 02:20 24-21
- 3rd 10:56 BU - Reese, R. 2 yd rush (Mayers, J. kick)  
9 plays, 75 yards, TOP 04:04 31-21
- 3rd 04:52 OU - Stoops, D. 9 yd pass from Gabriel, D. (Schmit, Z. kick)  
7 plays, 77 yards, TOP 02:16 31-28
- 4th 09:15 BU - Jones, Q. 10 yd rush (Mayers, J. kick)  
11 plays, 80 yards, TOP 05:35 38-28
- 4th 04:05 OU - Gray, E. 1 yd rush (Schmit, Z. kick)  
13 plays, 75 yards, TOP 05:10 38-35

	<b>BU</b>	<b>OU</b>
FIRST DOWNS	24	29
RUSHES-YARDS (NET)	48-281	45-238
PASSING YDS (NET)	132	261
Passes Att-Comp-Int	14-23-1	22-34-3
TOTAL OFFENSE PLAYS-YARDS	71-413	79-499
Fumble Returns-Yards	0-0	0-0
Punt Returns-Yards	0-0	2-9
Kickoff Returns-Yards	1-37	0-0
Interception Returns-Yards	3-40	1-3
Punts (Number-Avg)	4-42.2	2-47.0
Fumbles-Lost	1-0	0-0
Penalties-Yards	6-65	8-64
Possession Time	33:42	26:18
Third-Down Conversions	4 of 13	10 of 15
Fourth-Down Conversions	3 of 3	0 of 1
Red-Zone Scores-Chances	5-6	4-4
Sacks By: Number-Yards	1-5	1-6

**RUSHING:** BU – Williams, C. 25-192; Jones, Q. 9-47; Nabors, J. 3-33; Reese, R. 4-7; Shapen, B. 3-6; Doyle, D. 1-1. OU – Gray, E. 23-106; Gabriel, D. 9-70; Major, M. 6-23; Farooq, J. 2-15; Stoops, D. 1-8; West, T. 1-7; Willis, B. 1-6; Walker, T. 2-3.

**PASSING:** BU – Shapen, B. 14-23-1-132. OU – Gabriel, D. 22-34-3-261.

**RECEIVING:** BU – Cameron, J. 5-72; Presley, H. 4-34; Jones, Q. 2-15; Sims, B. 1-6; Reese, R. 1-5; Johnson, K. 1-0. OU – Gray, E. 8-58; Mims, M. 4-120; Farooq, J. 3-39; Willis, B. 3-27; Stoops, D. 3-13; Wease, T. 1-4.

**TACKLES (UA-A):** BU – Doyle, D. 5-10; Lemear, D. 3-5; Jones, M. 4-3; Hall, G. 2-5; Walcott, A. 2-5; Morgan, C. 1-5; Randolph, G. 4-1; Ika, S. 1-3; McCarty, A. 3-0; Milton, M. 3-0; Johnson, L. 2-1; Marshall, J. 1-2; Neal, D. 1-2; Jackson, B. 2-0; Franklin, T. 0-2; Brown, T. 0-2; Holmes, G. 1-0; Miller, B. 1-0; Player, J. 1-0; White, J. 0-1; Harris, M. 0-1; Maxwell, C. 0-1; Ogbonnaya, C. 0-1. OU – Stutsman, D. 3-7; Lawrence, K. 7-2; White, D. 2-6; Washington, W. 3-4; Ugwoegbu, D. 4-2; Broiles, J. 3-3; Downs, E. 0-5; Johnson, J. 2-2; Kelley, J. 1-3; Davis, J. 3-0; Redmond, J. 2-0; Kanak, J. 1-1; Coldon, C. 0-2; Bowman, B. 0-2; Gabriel, D. 1-0; Grimes, R. 1-0; Schmit, Z. 0-1.

11/12/22 • Milan Puskar Stadium (50,281) • Morgantown, W. Va.		
	<b>OKLAHOMA</b>	<b>20</b>
	<b>WEST VIRGINIA</b>	<b>23</b>

**NORMAN** — Oklahoma averaged 6.3 yards per play to West Virginia's 4.7 and registered two takeaways without committing a turnover, but came up short in Morgantown on as the Mountaineers kicked a 25-yard field goal with no time remaining for a 23-20 win. OU's loss snapped a nine-game winning streak against WVU.

After falling behind 13-12 late in the third quarter, the Sooners quickly responded with a seven-play, 59-yard TD drive and two-point conversion to take a 20-13 advantage. WVU knotted the score at 20 on its next possession before Zach Schmit's 46-yard field goal attempt with 6:24 remaining bounced off the upright. OU never got the ball back, as WVU drove 65 yards on 15 plays for the game-winning field goal as time expired.

Eric Gray rushed 25 times for a game-high 211 yards, his highest output as a Sooner, and two touchdowns. He averaged 8.4 yards per carry against a WVU defense that entered the day allowing 137.3 rushing yards per game and 4.0 yards per carry.

OU went a combined 1 for 13 on third- and fourth down attempts (0 for 2 on fourth downs) while WVU went a combined 11 for 24 (4 for 5 on fourth downs).

The Sooners posted 12 tackles for loss, their second most of the season, including a career-high three by defensive end Ethan Downs. Linebacker Danny Stutsman and cornerback C.J. Coldon logged respective career highs of 15 and 13 tackles, while linebackers DaShaun White and David Ugwoegbu finished with 11 and 10 tackles. Stutsman also recorded his second interception in three games, while cornerback Woodi Washington registered his first career forced fumble and defensive lineman Jordan Kelley notched his first career fumble recovery.

Score by Quarters	1	2	3	4	Score
Oklahoma	0	12	8	0	20
West Virginia	0	6	7	10	23

Record: (5-5, 2-5 Big 12)  
Record: (4-6, 2-5 Big 12)

**Scoring Summary:**

- 2nd 09:42 OKLA - Schmit, Z. 32 yd FG  
9 plays, 75 yards, TOP 03:18 3-0
- 2nd 01:06 OKLA - Gray, E. 12 yd rush (Schmit, Z. kick)  
4 plays, 96 yards, TOP 01:02 10-0
- 2nd 00:33 WVU - Greene, G. 5 yd rush (McGhee, K. rush failed)  
3 plays, 53 yards, TOP 00:26 10-6
- 2nd 00:33 OKLA - Bowman, B. PAT return  
12-6
- 3rd 03:36 WVU - Ford-Wheaton, B. 8 yd pass from Greene, G. (Legg, C. kick)  
12 plays, 63 yards, TOP 06:18 12-13
- 3rd 01:22 OKLA - Gray, E. 5 yd rush (Gabriel, D. rush)  
7 plays, 59 yards, TOP 02:07 20-13
- 4th 11:20 WVU - Greene G. 11 yd rush (Legg, C. kick)  
12 plays 72 yards, TOP 04:57 20-20
- 4th 00:00 WVU - Legg, C. 25 yd FG  
15 plays, 65 yards, TOP 06:24 20-23

	<b>OU</b>	<b>WVU</b>
FIRST DOWNS	22	26
RUSHES-YARDS (NET)	40-236	53-203
PASSING YDS (NET)	190	203
Passes Att-Comp-Int	17-28-0	19-34-1
TOTAL OFFENSE PLAYS-YARDS	68-426	87-406
Fumble Returns-Yards	0-0	0-0
Punt Returns-Yards	1-0	0-0
Kickoff Returns-Yards	2-56	3-80
Interception Returns-Yards	1-3	0-0
Punts (Number-Avg)	4-46.5	6-43.8
Fumbles-Lost	1-0	2-1
Penalties-Yards	6-60	5-41
Possession Time	22:45	37:15
Third-Down Conversions	1-11	7-19
Fourth-Down Conversions	0-2	4-5
Red-Zone Scores-Chances	3-3	4-4
Sacks By: Number-Yards	2-17	3-18

**RUSHING:** WVU – Greene, G. 14-119; Mathis, T. 23-53; Johnson, J. 7-23; Anderson, J. 4-12; McLaurin, H. 1-5; James, S. 1-5; Daneils, J. 3-14. OU – Gray, E. 25-211; Barnes, J. 5-22; Farooq, J. 1-4; Gabriel, D. 9-22.

**PASSING:** WVU – Greene, G. 12-22-0-138; Daniels, J. 7-12-1-65. OU – Gabriel, D. 17-28-0-190.

**RECEIVING:** WVU – Ford-Wheaton, B. 7-36; Prather, K. 6-59; James S. 3-90; Mathis, T. 1-7; Braham, C. 1-6; Smith, R. 1-5. OU – Farooq, J. 5-49; Mims, M. 4-98; Stoops, D. 4-31; Gray, E. 4-12.

**TACKLES (UA-A):** WVU - Cox, J. 9-3; Loe, E. 5-3; Kpogba, L. 4-4; Burks, A. 4-1; Floyd, M. 3-2; Ruffin, M. 3-2; Ajayi, R. 4-0; Bartlett, J. 2-2; Martin, S. 3-0; Stills, D. 3-0; McLaurin, H. 2-0; Lockhart, M. 0-2; Carr, L. 0-2; McCormick, W. 1-0; Prather, K. 1-0; Vesterinen, E. 1-0; Dixon, L. 1-0; Jefferson, J. 1-0; Alston, T. 0-1. OU – Stutsman, D. 5-10; Coldon, C. 4-9; White, D. 3-8; Ugwoegbu, D. 4-6; Broiles, J. 1-7; Washington, W. 3-4; Bowman, B. 5-1; Downs, E. 3-3; Morrison, T. 2-3; Spears-Jennings, R. 1-4; Coe, I. 2-1; Stripling, M. 1-1; Williams, G. 0-2; Johnson, J. 0-2; Kelley, J. 0-2; Burt, J. 1-0; Ellison, J. 1-0; Lewis, K. 1-0; Harrington, J. 1-0; Harman, D. 0-1; Grimes, R. 0-1; Schmit, Z. 0-1; Kanak, Jaren 0-1; Thomas, R. 0-1.

11/19/22 • Gaylord Family – Oklahoma Memorial Stadium (84,132) • Norman		
	#22 OKLAHOMA STATE	13
	OKLAHOMA	28

**NORMAN** — Unranked when playing Oklahoma State for the first time since 2009, Oklahoma raced to a 28-0 first-quarter lead then rode its defense the rest of the way in a 28-13 home win over the 24th-ranked Cowboys. It marked just OU's second victory in program history in which it only scored in the first quarter (the other was in 1937).

The Sooners set first-quarter school records for total offense (their 299 yards were the second most in any quarter in program history) and passing offense (their 224 yards were six shy of the mark for any quarter). OU's 28-point lead marked its largest ever in the first quarter in the Bedlam series.

Dillon Gabriel completed 14 of 18 passes for 224 yards and two touchdowns in the first quarter, and ran three times for 15 yards and a score, also in the opening 15 minutes. The 239 yards of total offense set the OU record for any quarter. He finished the game 20 for 40 through the air for 259 yards.

OU's defense tied a season high with six sacks, registered 13 tackles for loss (one shy of season high) for 60 yards and tallied 12 quarterback hurries, the program's most since 2002 and tied for the fourth most since the stat was tracked beginning in 1970.

Oklahoma registered four takeaways on the night, all interceptions, and three of them came in the game's first 18 minutes. The four picks, which were OU's most in a game since 2015 and most against OSU since 1985, came from cornerback C.J. Coldon, defensive end Jonah Lauu (first of career), safety Billy Bowman and linebacker DaShaun White.

Defensive lineman Jordan Kelley played perhaps his best career game, logging career highs of six tackles, 2.5 tackles for loss and 2.0 sacks.

Eric Gray rushed 20 times for 90 yards and a touchdown, and Drake Stoops caught a career-high six passes, all in the first half, for 89 yards. Included were a season-long 33-yarder and a 23-yard TD reception, which was his career-high third score of the year.

Score by Quarters	1	2	3	4	Score	
Oklahoma State	0	3	7	3	13	Record: (7-4, 4-4 Big 12)
Oklahoma	28	0	0	0	28	Record: (6-5, 3-5 Big 12)

**Scoring Summary:**

- 1st 13:43 OU - Gabriel, D. 2 yd rush (Schmit, Z. kick)  
6 plays, 75 yards, TOP 01:17 0-7
- 1st 09:44 OU - Farooq, J. 30 yd pass from Gabriel, D. (Schmit, Z. kick)  
9 plays, 93 yards, TOP 02:45 0-14
- 1st 07:57 OU - Gray, E. 2 yd rush (Schmit, Z. kick)  
2 plays, 4 yards, TOP 00:18 0-21
- 1st 01:09 OU - Stoops, D. 23 yd pass from Gabriel, D. (Schmit, Z. kick)  
5 plays, 75 yards, TOP 01:31 0-28
- 2nd 04:05 OSU - Brown, T. 24 yd FG  
10 plays, 48 yards, TOP 04:34 3-28
- 3rd 01:03 OSU - Stewart, Q. 2 yd pass from Sanders, S. (Brown, T. kick)  
7 plays, 61 yards, TOP 02:17 10-28
- 4th 12:37 OSU - Brown, T. 25 yd FG  
6 plays, 59 yards, TOP 02:15 13-28

	OSU	OU
FIRST DOWNS	26	17
RUSHES-YARDS (NET)	35-103	34-175
PASSING YDS (NET)	381	259
Passes Comp-Att-Int	36-67-4	20-40-1
TOTAL OFFENSE PLAYS-YARDS	102-484	74-434
Fumble Returns-Yards	0-0	0-0
Punt Returns-Yards	3-21	0-0
Kickoff Returns-Yards	2-42	3-74
Interception Returns-Yards	1-11	4-32
Punts (Number-Avg)	9-45.8	11-49.0
Fumbles-Lost	0-0	1-1
Penalties-Yards	3-20	2-23
Possession Time	37:38	22:22
Third-Down Conversions	7 of 22	1 of 14
Fourth-Down Conversions	0 of 2	0 of 1
Red-Zone Scores-Chances	3-5	2-3
Sacks By: Number-Yards	1-3	6-43

**RUSHING: OU** – Gray, E. 20-90; Barnes, J. 6-59; Gabriel, D. 6-30; Freeman, G. 1--2.

**OSU** – Sanders, S. 17-42; Nixon, J. 7-37; Johnson, B. 1-17; Gordon, O. 1-13; Jackson, D. 1-6; Richardson, J. 1--10.

**PASSING: OU** – Gabriel, D. 20-40-1-259. **OSU** – Sanders, S. 36-67-4-381.

**RECEIVING: OU** – Stoops, D. 6-89; Mims, M. 5-68; Willis, B. 3-35; Gray, E. 3-30; Farooq, J. 1-30; Freeman, G. 1-4; Majord, M. 1-3. **OSU** – Presley, B. 9-118; Johnson, B. 7-109; Nixon, J. 7-50; Richardson, J. 5-45; Owens, R. 2-21; Cassity, B. 2-20; Green, B. 1-11; Bray, J. 1-9; Stewart, Q. 1-2; Gordon, O. 1--4.

**TACKLES (UA-A): OU** – Ugwoegbu, D. 6-4; Stutsman, D. 6-3; Washington, W. 6-2; White, D. 3-5; Coldon, C. 6-1; Lawrence, K. 4-2; Kelley, J. 1-5; Bowman, B. 3-2; Broiles, J. 3-2; Lauu, J. 2-3; Coe, I. 0-5; Downs, E. 2-1; Harmon, D. 2-0; Morrison, T. 1-1; Halton, G. 1-1; Williams, G. 1-0; Harrington, J. 1-0; Mims, M. 1-0; Ellison, J. 1-0; Grimes, R. 1-0; Redmond, J. 1-0; Johnson, J. 0-1; Major, M. 0-1; West, T. 0-1. **OSU** – Taylor, J. 10-1; Cobb, M. 3-5; Daniels, K. 5-2; Muhammad, J. 5-0; Benson, X. 3-2; Oliver, C. 3-1; Walterscheid, K. 3-0; Flanagan, S. 2-0; Latu, N. 2-0; Martin, B. 2-0; Black, K. 1-1; Asi, S. 1-1; Owens, R. 1-0; Robertson, P. 1-0; Williams, T. 1-0; Ross, X. 0-1.