



OKLAHOMA

F O O T B A L L

7 NATIONAL CHAMPIONSHIPS ♦ 31 BOWL CHAMPIONSHIPS ♦ 50 CONFERENCE CHAMPIONSHIPS ♦ 14 BIG 12 CHAMPIONSHIPS ♦ 41 10-WIN SEASONS
167 FIRST-TEAM ALL-AMERICANS ♦ 506 FIRST-TEAM ALL-CONFERENCE SELECTIONS ♦ 7 HEISMAN TROPHY WINNERS ♦ 92 NATIONAL AWARD WINNERS

SERIES HISTORY

Overall OU leads 78-7-2
In Ames OU leads 37-3-1
Big 12 Era OU leads 17-2
Streak OU, 2
Last Meeting OU 28-21 (11/20/21 in Norman)

TELEVISION: FS1

Play-by-Play Noah Eagle
Analyst Mark Helfrich

RADIO: SOONER SPORTS NETWORK

FLAGSHIPS KOMA 1520 AM & KRXX 107.7 FM

FREE ONLINE: The Varsity Network

SIRIUSXM: 113 or 200

SXM APP: 954

Play-by-Play Toby Rowland
Analyst Teddy Lehman
Sideline Analyst Gabe Ikard
Sideline Reporter Chris Plank

OU SPANISH RADIO

ÉXITOS 96.5 FM (OKC); 101.5 FM EL PATRÓN (Tulsa)

FREE ONLINE: Tuneln.com

Play-by-Play Enrique Vasquez
Analyst Luis Rendón

PREGAME TV: ESPN+

"Sooner Sports Game Day" 4 p.m. CT (Friday)

ONLINE: SOONERSPORTS.COM

SoonerSports.com offers the most complete and comprehensive postgame coverage of the Sooners anywhere. Visit for game recaps, video highlights, press conferences, stats, photos and more.

SOCIAL MEDIA: #SOONERS

Twitter/Instagram @OU_Football

Facebook Oklahoma Football



GAME 8

OKLAHOMA (4-3, 1-3) AT IOWA STATE (3-4, 0-4)

Saturday, Oct. 29, 2022 ■ 11 a.m. CT ■ Ames, Iowa ■ Jack Trice Stadium (61,500) ■ FS1



SOONERS

Head Coach: Brent Venables
Record at OU: 4-3 (1st Year)
Career Record: Same
Last Game: Won 52-42 vs. Kansas



CYCLONES

Head Coach: Matt Campbell
Record at ISU: 45-38 (7th Year)
Career Record: 80-53 (11th Year)
Last Game: Lost 24-21 at Texas

OPENING KICK

► Oklahoma (4-3, 1-3 Big 12) will go for its 23rd win in 25 tries against Iowa State (3-4, 0-4) when it faces the Cyclones on Saturday at 11 a.m. CT at Jack Trice Stadium in Ames, Iowa. The game will be televised by FS1 with **Noah Eagle** and **Mark Helfrich** announcing.

► Oklahoma owns a 78-7-2 all-time record against Iowa State and is 17-2 in the series in the Big 12 era. The Sooners' .908 series winning percentage against ISU is the best by one Power Five program against another (minimum of 50 games played).

► OU is 49-3-1 (.934) in its last 53 games against Iowa State.

► The Sooners are 37-3-1 (.915) vs. the Cyclones in Ames and have won 24 of the last 25 meetings there (one loss since start of 1961 season was in 2020).

► Thirteen of OU's last 16 wins in the series have been by at least 10 points.

► Iowa State only has seven wins in 87 all-time meetings against Oklahoma, but two of the victories have come over the last five seasons. In 2017, the Cyclones beat No. 3 OU 38-31 in Norman, and on Oct. 3, 2020, they posted a 37-30 home win over the No. 18 Sooners. ISU was unranked in both contests. OU has won the last two matchups.

► Going back to the start of the 2010 season, Oklahoma has only played six regular season games when unranked in the AP poll, and it won five of the six (42-30 at Texas Tech in 2014, 52-46 at No. 21 TCU in 2016, 53-45 in four overtimes vs. No. 22 Texas in 2020, 33-14 at TCU in 2020 and 52-42 vs. No. 19 Kansas this season). The only loss was two games ago to Texas. The Sooners have won six of their last seven regular season games when unranked (also beat No. 11 Oklahoma State 27-0 in 2009 in Norman).

► Saturday's game will mark the first since 1999 that Oklahoma is not ranked in the AP poll when facing Iowa State, breaking a streak of 17 matchups. OU won that 1999 contest 31-10 in Ames under first-year head coach **Bob Stoops**.

► Oklahoma beat Iowa State in the 2020 Big 12 Championship, 27-21, in Arlington, Texas.

► Even with its 1-3 conference start, Oklahoma is 55-11 (.833) in regular season Big 12 play since the beginning of the 2015 season. Oklahoma State ranks second during that period (.672), TCU third (.552), Texas fourth (.522), West Virginia fifth (.515) and Iowa State and Kansas State fifth (.493).

► OU is 154-36 (.810) in regular season Big 12 play since the start of the 2000 season. That's 28 more wins than the program with the next most victories during that period (Texas; 126-65) and 43 more than the program with the third most (Oklahoma State; 111-80).

KEY STORYLINES

► Iowa State's only three wins against Oklahoma since 1961 came in 1990 (33-31 in Norman), 2017 (38-31 in Norman) and 2020 (37-30 in Ames). OU had won 24 straight games in Ames prior to the 2020 matchup, and hadn't lost there



Senior running back Eric Gray leads the nation with his 7.2 yards per carry. Gray, who is coming off a 20-carry, 176-yard, two-TD performance in OU's 52-42 win over No. 19/20 Kansas, has rushed for over 100 yards in four of seven games and is averaging 99.3 yards per contest.

2022 SCHEDULE



UTEP
Sept. 3
2:30 p.m. CT
W, 45-13



KENT STATE
Sept. 10
6 p.m. CT
W, 33-3



@NEBRASKA
Sept. 17
11 a.m. CT
W, 49-14



KANSAS STATE
Sept. 24
7 p.m. CT
L, 41-34



@TCU
Oct. 1
11 a.m. CT
L, 55-24



vs. TEXAS
Oct. 8
11 a.m. CT
L, 49-0



KANSAS
Oct. 15
11 a.m. CT
W, 52-42



@IOWA STATE
Oct. 29
11 a.m. CT
FS1



BAYLOR
Nov. 5



@WEST VIRGINIA
Nov. 12



OKLA. STATE
Nov. 19



@TEXAS TECH
Nov. 26

OU ATHLETICS COMMUNICATIONS
FOOTBALL CONTACTS**MIKE HOUCK**

Associate AD/Communications
Office: (405) 325-8227
Cell: (405) 249-5892
Email: mhouch@ou.edu

**ERIC HOLLIER**

Director
Office: (405) 325-6449
Cell: (405) 570-9228
Email: ehollier@ou.edu

**PATRICK DUNN**

Assistant Director
Office: (405) 325-4274
Cell: 405-388-1353
Email: patrickjdunn@ou.edu

HEAD COACH BRENT VENABLES

Alma Mater: Kansas State, 1992
Career Record: 4-3 (.571)
Record at OU: Same
Regular Season Big 12 Record: 1-3 (.250)

ASSISTANT COACHES**LOCATION**

Jeff Lebby (Offensive Coordinator/Quarterbacks) PB
Ted Roof (Defensive Coordinator/Linebackers) PB
Todd Bates (Assoc. HC/Co-Def. Coord./Run Def./Def. Tackles) SL
Bill Bedenbaugh (Offensive Line) SL
Miguel Chavis (Defensive Ends) SL
Joe Jon Finley (Tight Ends) SL
Brandon Hall (Safeties) SL
DeMarco Murray (Running Backs) SL
Jay Valai (Co-Def. Coord./Pass Defense/Cornerbacks) SL
L'Damian Washington (Wide Receivers [interim]) SL

TEAM HISTORY

First Year: 1895 (this is 128th season)
All-Time Record: 932-334-53 (.727)
All-Time Conference Record: 522-161-22 (.756)
All-Time Big 12 Record: 167-55 (.752)
All-Time Bowl Record: 31-23-1 (.573)
National Championships (AP): 7
Years: 1950, '55, '56, '74, '75, '85, 2000
Conference Championships: 50
Big 12 Championships: 14
2000, '02, '04, '06-08, '10, '12, '15-20
Undefeated Seasons: 14
10-Plus-Win Seasons: 41 (most in nation; tied)

STADIUM INFORMATION

Name: Gaylord Family - Oklahoma Memorial Stadium
Field Name: Owen Field
Capacity: 80,126
Surface: Natural Grass
First Year: 1923
Record at Stadium: 414-89-16 (.813)

UNIVERSITY INFORMATION

Location: Norman, Okla.
Founded: 1890
Enrollment: 31,655
Colors: Crimson and Cream
President: Joseph Harroz Jr.
Athletics Director: Joe Castiglione

since a 10-6 defeat on Nov. 5, 1960 (three days before John F. Kennedy won the presidential election). ISU's seven overall series wins have come by 1, 2, 4, 6, 7, 7 and 13 points. Its 13-point win came in the first meeting in 1928 in Ames.

► Iowa State won its three non-conference games but has lost its four Big 12 contests, each by seven or fewer points. Those defeats have totaled 14 points (3.5 average) and have come by seven points vs. then-No. 17 Baylor (31-24), three points at Kansas (14-11), one point vs. then-No. 20 Kansas State (10-9) and three points at then-No. 22 Texas (24-21).

► The Sooners have won 29 of their last 34 true road games and have scored at least 30 points in 37 of their last 39 such contests. The program with the next most 30-point performances in its last 39 true road games is Ohio State (30; see chart on page 3).

► Saturday's game will feature the Big 12's third- and fourth-ranked players in total offensive yards per game. Oklahoma quarterback **Dillon Gabriel** is averaging 296.8 yards per contest while Iowa State quarterback **Hunter Dekkers** is averaging 268.1. Gabriel has completed 65% of his passes (one interception) for 13 touchdowns and 269.7 yards per game. Dekkers has completed 68% of his throws (seven interceptions) for 13 TDs and 263.3 yards per outing. Gabriel has rushed for three touchdowns and Dekkers has rushed for two.

► Oklahoma and Iowa State are a study in contrasts in both offense and defense this season. OU ranks 23rd nationally out of 131 teams in total offense (471.9 ypg) while ISU ranks 88th (369.6 ypg). Conversely, the Cyclones rank 10th in the country in total defense (289.7 ypg) while the Sooners rank 116th (447.1 ypg). The rushing game could be key on Saturday. The Sooners rank 14th with their 222.6 rushing yards per game but ISU ranks 15th by only allowing 105.3 ground yards per contest. On the other hand, the Cyclones rank 118th by averaging 101.7 rushing yards per game, but OU gives up 207.4 rushing ypg to rank 121st.

► Oklahoma is tied for 10th in the country with its 7.4 tackles for loss per game and is tied for 14th with its 30.6 TFL yardage per contest. However, the Sooners have dropped considerably in the two categories over the last four games. Since Big 12 play started, OU is averaging 5.0 TFLs and 11.8 TFL yards per game after averaging 10.7 and 55.7 through the season's first three contests.

► The Sooners rank 125th out of 131 FBS teams this season in average time of possession (26:19) and have held a time-of-possession advantage in just one of their seven games (30:19-29:41 vs. Kansas). Iowa State ranks 29th with an average TOP of 31:53.

RECAPPING THE WIN OVER KANSAS

► Oklahoma snapped its first three-game losing streak since 1998 with a 52-42 home win over No. 19/20 Kansas on Oct. 15. OU never trailed in the contest and led by as many as 21 points (42-21 and 49-28).

► The Sooners' 701 yards of offense (403 passing, 298 rushing) were their most against a conference opponent since 2018. The effort marked OU's 14th of 700 yards or more in program history.

► OU ran 100 offensive plays, the 12th time in school history to run at least 100 plays and first since 2014 (102 in a 59-14 win at Iowa State).

► The Sooners converted 16 of 21 third-down attempts and their lone fourth-down try.

► OU's 487 first-half yards (304 passing, 183 rushing) were its second most ever in a half. The Sooners outgained KU by 256 yards in the first half (487-231) in taking a 35-21 lead.

► Quarterback **Dillon Gabriel** returned to action after missing the previous game and a half (injury) to complete 29 of 42 passes for 403 yards and two touchdowns. He also rushed 10 times for 37 yards and a TD, and was named Big 12 Newcomer of the Week. The 400-yard passing performance was the fifth of his career and first of the season.

► Gabriel completed 21 of 29 passes for 304 yards in the first half. It was OU's first 300-yard passing effort in a half since the 2019 season (**Jalen Hurts** vs. Texas Tech).

► Running backs **Jovantae Barnes** and **Eric Gray** each had two rushing touchdowns in the game. It was the first time OU had two players score multiple rushing TDs against an FBS opponent since 2015. Gray finished with 176 yards (his most as a Sooner) on 20 carries for an average of 8.8 per tote. Barnes carried 21 times for 69 yards.

► OU produced two 100-yard receivers (**Marvin Mims** [106 yards on a career-high nine catches] and **Brayden Willis** [career-high 102 yards on a career-high-tying five receptions]) in a game for the first time since last season vs. Texas Tech. **Drake Stoops'** four catches (43 yards) marked a career high.

► Receiver **Theo Wease** registered his third touchdown catch of the season and ninth of his career on a 24-yard play in the second quarter. He finished the game with 56 yards on four receptions.

► Redshirt senior defensive back **C.J. Coldon** registered his second interception in two games while super senior linebacker **DaShaun Watson** registered the first of his career.

► The win was OU's 18th straight against Kansas, all by double digits.

LAST YEAR VS. IOWA STATE

► Quarterback **Caleb Williams** ran for a 74-yard touchdown and threw for an 11-yard score, defensive lineman **Jalen Redmond** returned a fumble 42 yards for a TD and Oklahoma's defense held an Iowa State team that entered the game averaging 434.7 yards per contest to 361 (4.1 per play) in a 28-21 senior day win in Norman on Nov. 20, 2021.

**BEST WINNING PERCENTAGES
VS. ONE SCHOOL** (MIN. 50 GAMES)

| SERIES | RECORD | WIN% |
|-----------------------------------|---------------|-------------|
| 1. Oregon vs. Idaho | 52-3-4 | .915 |
| 2. Oklahoma vs. Iowa State | 78-7-2 | .908 |
| 3. Ohio State vs. Minnesota | 46-7-0 | .868 |
| 4. Michigan vs. Indiana | 61-10-0 | .859 |
| 5. Notre Dame vs. Navy | 78-13-1 | .853 |

OU/IOWA STATE SERIES

Oklahoma owns a 78-7-2 (.908) series lead against Iowa State and is 17-2 since the Big 12 was formed before the 1996 season:

| YEAR | SITE | OU/ISU RANK | OU RESULT |
|-------|------|-------------|-----------|
| 2021 | H | 12/NR | W, 28-21 |
| 2020* | N | 12/8 | W, 27-21 |
| 2020 | A | 18/NR | L, 30-37 |
| 2019 | H | 9/NR | W, 42-41 |
| 2018 | A | 5/NR | W, 37-27 |
| 2017 | H | 3/NR | L, 31-38 |
| 2016 | A | 12/NR | W, 34-24 |
| 2015 | H | 14/NR | W, 52-16 |
| 2014 | A | 19/NR | W, 59-14 |
| 2013 | H | 22/NR | W, 48-10 |
| 2012 | A | 14/NR | W, 35-20 |
| 2011 | H | 12/NR | W, 26-6 |
| 2010 | H | 6/NR | W, 52-0 |
| 2007 | A | 4/NR | W, 17-7 |
| 2006 | H | 23/NR | W, 34-3 |
| 2003 | A | 1/NR | W, 53-7 |
| 2002 | H | 2/9 | W, 49-3 |
| 1999 | A | NR/NR | W, 31-10 |
| 1998 | H | NR/NR | W, 17-14 |

* Big 12 Championship (Arlington, TX)

2022 TEAM STATS COMPARISON

| | OU | ISU |
|--------------------------|-----------|-----------|
| Points/Game | 33.9 | 22.9 |
| Points Allowed/Game | 31.0 | 15.1 |
| 1st Downs/Game | 24.1 | 19.9 |
| 1st Downs Allowed/Game | 26.0 | 15.7 |
| Rush Yards/Game | 222.6 | 101.7 |
| Rush Yards Allowed/Game | 207.4 | 105.3 |
| Pass Yards/Game | 249.3 | 267.9 |
| Pass Yards Allowed/Game | 239.7 | 184.4 |
| Total Offense/Game | 471.9 | 369.6 |
| Total Defense/Game | 447.1 | 289.7 |
| INT Thrown/INT Made | 3/6 | 7/4 |
| Turnover Margin | +1 | -1 |
| Sacks By/Allowed/Game | 21/2.3 | 1.5/2.1 |
| 3rd Down Off./Def. | 43.7/44.7 | 45.9/31.8 |
| Red Zone Off./Def. | 84.6/85.7 | 76.9/81.8 |
| Kickoff Return Average | 20.1 | 17.5 |
| Punt Return Average | 15.8 | 4.7 |
| Penalties/Yards Per Game | 61/56.7 | 5.7/47.3 |
| Field Goals | 6-7 | 9-13 |

2022 NCAA RANKS COMPARISON

| | OU | ISU |
|--------------------------|--------|--------|
| Points/Game | T36th | T103rd |
| Points Allowed/Game | T102nd | T6th |
| First Downs/Game | T28th | T88th |
| First Downs Allowed/Game | T129th | T10th |
| Rush Yards/Game | 14th | T118th |
| Rush Yards Allowed/Game | T121st | 15th |
| Pass Yards/Game | 60th | 40th |
| Pass Yards Allowed/Game | 85th | 16th |
| Total Offense/Game | 23rd | 88th |
| Total Defense/Game | T116th | 10th |
| Turnover Margin | T60th | T78th |
| Sacks/Game | T65th | T108th |
| Sacks Allowed/Game | T76th | T66th |
| 3rd Down Offense | 43rd | 33rd |
| 3rd Down Defense | T112th | 25th |
| Red Zone Offense | T61st | T99th |
| Red Zone Defense | T82nd | T55th |
| Kickoff Return Average | 66th | T105th |
| Punt Return Average | 9th | T109th |

2022 BIG 12 STANDINGS

| | BIG 12 | OVERALL |
|-----------------|------------|------------|
| TCU | 4-0 | 7-0 |
| Oklahoma State | 3-1 | 6-1 |
| Kansas State | 3-1 | 5-2 |
| Texas | 3-2 | 5-3 |
| Baylor | 2-2 | 4-3 |
| Texas Tech | 2-2 | 4-3 |
| Kansas | 2-3 | 5-3 |
| Oklahoma | 1-3 | 4-3 |
| West Virginia | 1-3 | 3-4 |
| Iowa State | 0-4 | 3-4 |

THIS WEEK'S BIG 12 SCHEDULE

All times Central

| |
|---|
| TCU at West Virginia, 11 a.m. (ESPN) |
| Oklahoma at Iowa State, 11 a.m. (FS1) |
| Oklahoma State at Kansas State, 2:30 p.m. (FOX) |
| Baylor at Texas Tech, 6:30 p.m. (ESPN2) |

NEXT WEEK'S BIG 12 SCHEDULE

| |
|-----------------------------|
| Oklahoma State at Kansas |
| Baylor at Oklahoma |
| West Virginia at Iowa State |
| Texas Tech at TCU |
| Texas at Kansas State |

► Redmond's scoop-and-score, which was one of three Oklahoma takeaways on the day and gave it a 14-7 lead with nine seconds left in the first half, marked the Sooners' only defensive touchdown of the season and their first defensive TD since 2018. The redshirt sophomore, who was named Big 12 Defensive Player of the Week, also registered 1.5 tackles for loss (one sack) and a career-high four quarterback hurries, Oklahoma's most since 2017.

► One of Redmond's hurries led to OU's first interception of the day, by safety **Delarrin Turner-Yell** in the third quarter. The other came on the Sooners' final defensive play as safety **Pat Fields** intercepted ISU QB Brock Purdy on the OU 3-yard line with 15 seconds remaining.

► Through three quarters, the Sooners held the Cyclones to 159 yards on 56 plays (2.8 yards per play).

► OU limited ISU to a season-low 51 rushing yards on 35 carries (1.5 average), thanks in part to a season-high seven sacks for 61 yards. It also tied a season high with 11 tackles for loss.

► Defensive lineman **Isaiah Thomas** logged a game-high 2.0 sacks while outside linebacker **Nik Bonitto** had 2.5 tackles for loss (1.0 sack). Turner-Yell finished with a career-high 11 tackles and defensive back **Key Lawrence** added seven stops, a sack for 18 yards and two forced fumbles en route to Big 12 Newcomer of the Week honors.

► **Kennedy Brooks** carried 17 times for 115 yards (6.8 average). He became the 11th Sooner with 3,000 career rushing yards. **Eric Gray** ran four times for 12 yards, including a 7-yard TD with 5:06 left to give OU a 28-14 lead.

► **Michael Turk** averaged 54.8 yards on his six punts. Five of his punts went at least 48 yards, four went at least 56 yards and three went over 60 (long of 63), as he was named Co-Big 12 Special Teams Player of the Week.

TWO YEARS AGO IN AMES

► Oklahoma suffered consecutive regular season losses for the first time since 1999 in a 37-30 defeat at Iowa State on Oct. 3, 2020. OU led 17-6, fell behind 23-20 and went back up 30-23 in the fourth quarter before the Cyclones scored the contest's final 14 points.

► The loss snapped OU's 24-game winning streak in Ames (it hadn't lost there since Nov. 3, 1960) and resulted in the program's first 0-2 conference start since 1998 when it began with a 0-4 Big 12 mark. The Sooners rebounded to win the 2020 Big 12 title, avenging the loss in Ames with a 27-21 win over Iowa State in the Big 12 Championship.

► Quarterback **Spencer Rattler** was 25 for 36 for 300 yards, two touchdowns and one interception, and scored the first rushing TD of his career on a five-yard plunge in the first quarter. His touchdown throws went to tight end/H-back **Jeremiah Hall** on plays of four and three yards. The second one put the Sooners up 30-23 with 8:17 remaining in the fourth quarter and came just four plays after **Isaiah Thomas** registered a strip sack on ISU quarterback **Brock Purdy** that OU's **Josh Ellison** recovered.

► Sophomore tight end/H-back **Austin Stogner** caught a career-high-tying five passes for the second straight week for a team-high 74 yards while redshirt junior receiver **Charleston Rambo** had four receptions for 61 yards. Hall's career-high five catches totaled 37 yards.

► Linebackers **DaShaun White** and **Brian Asamoah** led the team with seven tackles each. White had 2.0 of the team's four tackles for loss.

► Redshirt sophomore kicker **Gabe Brkic** missed a kick for the first time of his career, a 54-yard field goal attempt at the end of the first half. He converted attempts of 18, 33 and 51 yards, and moved to 20 for 21 in his career. His 51-yarder in the fourth quarter tied the game at 23 with 12:48 to go and was OU's longest since 2017.

► Redshirt sophomore receiver **Drake Stoops** his first career start.

► Iowa State running back **Breece Hall** rushed 28 times for 139 yards and two touchdowns, including the game-winner with 4:06 left in the fourth quarter, while quarterback **Brock Purdy** completed 12 of 24 passes for 254 yards and a touchdown and ran for a score. Receiver Xavier Hutchinson caught three passes for 83 yards (long of 65).

ROAD WARRIORS

► Oklahoma has won 29 of its last 34 true road games, with the only losses during that stretch coming in 2019 at Kansas State (48-41), 2020 at Iowa State (37-30), 2021 at Baylor (27-14) and Oklahoma State (37-33), and this season at TCU (55-24).

► The 2019 defeat at K-State snapped OU's 22-game true road winning streak (it hadn't lost since Oct 4, 2014, at TCU), which was the second longest such streak nationally since at least the end of World War II.

► During the 22-game streak, OU outscored opponents 1,076-626 (49-28 average) and outgained them by 3,621 yards (583-419 average).

► The Sooners have outgained their opponent in 27 of their last 34 true road games.

► OU has scored at least 30 points in 37 of its last 39 true road games (school-record 35-game streak was stopped last season at Baylor).

NOTING THE OFFENSE

► Despite ranking 52nd nationally in total plays and 125th in average time of possession, Oklahoma is tied for 11th with its 3.0 plays per game of at least 30 yards.

► OU has scored on 22 of its 26 red zone opportunities this season (18 touchdowns and four field goals).

FOLLOW THE LEADER

Oklahoma leads all FBS programs in the following categories:

- Heisman Trophy winners (7; tied)
- Conference championships (50)
- Conference championships since 2000 (14)
- 10-plus-win seasons (41; tied)
- 11-plus win seasons (27)
- 10-plus win seasons since 2000 (18)
- AP top-five finishes (33)
- Wins since end of World War II (688)
- Consensus All-Americans since 1950 (80)
- Heisman finalists over last 22 years (10)
- Points scored since 1999 (12,046)
- No. 1 overall NFL Draft picks since 2010 (3)
- Consecutive years with at least four NFL Draft picks (15)

ROAD POINTS GALORE

Oklahoma has scored at least 30 points in 37 of its last 39 true road games, by far the most in the country. Here are the top five programs for true road game scoring over their last 39 such contests:

| PROGRAM | 30-PT GAMES |
|-----------------|-------------|
| Oklahoma | 37 |
| Ohio State | 30 |
| Clemson | 28 |
| UCF | 28 |
| Alabama | 27 |

2022 HONORS

DILLON GABRIEL (R-JR., QB)

Big 12 Newcomer of the Week (9/12, 10/17)
Maxwell Award Watch List
Davey O'Brien Award Watch List
Walter Camp POY Watch List
Johnny Unitas Golden Arm Award Watch List
Big 12 Preseason Newcomer of the Year

ERIC GRAY (SR., RB)

Doak Walker Award Watch List

ANTON HARRISON (JR., OL)

Outland Trophy Watch List

KASEY KELLEHER (R-5TH YR., LS)

Patrick Mannelly Award Watch List

JONAH LAULU (R-SR., DL)

Polynesian College Football Player of the Year Award Watch List

MARVIN MIMS JR. (JR., WR)

Fred Biletnikoff Award Watch List
Wuerffel Trophy Watch List
Paul Hornung Award Watch List
Earl Campbell Award Watch List

CHRIS MURRAY (5TH YR., OL)

Rotary Lombardi Award Watch List

JALEN REDMOND (R-JR., DL)

Chuck Bednarik Award Watch List

DRAKE STOOPS (R-SR., WR)

William V. Campbell Trophy Semifinalist

MICHAEL TURK (R-5TH YR., P)

Ray Guy Award Watch List
Preseason All-Big 12 Team

DAVID UGWOEGBU (SR., LB)

Butkus Award Watch List

THEO WEASE (R-JR., WR)

Earl Campbell Award Watch List

BRAYDEN WILLIS (R-JR., WR)

Mackey Award Watch List

collegepressbox

Collegepressbox is the official media website for Division I football. Access and download game notes, quotes, statistics, media guides, headshots, logos and more for all FBS schools, conferences, postseason games, awards and the College Football Playoff. For access, please register for an account at collegepressbox.com/register

► Quarterback **Dillon Gabriel** has completed 114 of 175 passes (65.1%) this season for 1,618 yards, 13 touchdowns and just one interception. He has also rushed for 163 net yards and three touchdowns, including a 61-yard score at Nebraska. Gabriel ranks 13th nationally in passing efficiency rating (166.2) and yards per completion (14.2; leads Big 12), 10th in yards per pass attempt (9.3), 28th in passing yards per game (269.7) and 42nd in passing TDs despite exiting OU's game at TCU in the second quarter and missing the game against Texas due to injury.

► Gabriel's 167 pass attempts before his first interception (last game vs. Kansas) were the most by a player to start an OU career, more than doubling the previous record of 80 set by **Jalen Hurts** in 2019. The total also represented the third most consecutive passes attempted without an INT in school history (**Baker Mayfield** had a streak of 200 and **Jason White** had 194).

► Senior running back **Eric Gray** leads an OU rushing attack that averages 222.6 yards per game, 5.0 yards per carry and 2.4 touchdowns per game. Gray leads the nation with his 7.2 yards per carry and ranks fourth in the Big 12 (20th nationally) with his 99.3 rushing yards per game and paces the team with his five rushing TDs. He ran for 102 yards against UTEP, 71 versus Kent State, 113 at Nebraska, 114 against Kansas State, 60 at TCU, 59 against Texas and 176 yards against Kansas. Freshman **Jovantae Barnes** ranks second on the team with his 316 rushing yards (45.1 per game) and averages 4.4 yards per carry. He turned in a 100-yard, two-touchdown game at TCU. Barnes and redshirt junior **Marcus Major** are tied for second on the team with four rushing TDs. Major, who also has a receiving score, is averaging 35.0 rushing yards per game and 4.6 yards per rush.

► Gray and junior receiver **Marvin Mims Jr.** rank fourth and eighth in the Big 12 in all-purpose yards per game with their 114.3 and 94.7 respective averages.

► Oklahoma has scored touchdowns on 31 offensive possessions this season, and only 12 of those TD drives have taken longer than two minutes of game clock (61% of TD drives have taken less than 2:00). Five of those TD drives that lasted longer than 2:00 came in the game against Kansas. Only five of the others took more than three minutes (85% of TD drives have taken less than 3:00) and one has taken more than 4:01 of clock time (5:10 vs. TCU). OU's 31 touchdown drives this season have averaged 6.9 plays, 66.3 yards and 1:57 of game clock.

GETTING DEFENSIVE

► Oklahoma is tied for 16th nationally with its 52 tackles for loss and ranks 19th with its 214 TFL yardage. OU is tied for 10th nationally by averaging 7.4 TFLs per game.

► Sophomore linebacker **Danny Stutsman** and senior linebacker **David Ugwoegbu** are tied for second in the Big 12 with their 62 total tackles.

► Forty-three of Ugwoegbu's 62 tackles (69%) have come over the last four games. His career-high 15 tackles against Kansas State were the most by a Sooner since the 2018 season, and he followed that output with 10 stops at TCU, 10 against Texas and eight against Kansas. He has made at least six tackles in every game this season. Ugwoegbu has also notched 4.0 tackles for loss, 2.0 sacks, one QB hurry and was credited with the tackle on OU's safety against Kent State.

► Stutsman also leads the team with 8.0 TFLs and has notched 1.5 sacks and three pass breakups. He established then-career highs in tackles in each of the first two games, logging nine stops against UTEP and 12 (4.0 TFLs) against Kent State before making 10 stops against Kansas State and a career-high 13 tackles against Texas. He has recorded at least seven stops in six of seven games and double-digit tackles three times. Prior to his performance vs. Kent State, the last Sooner to register four TFLs in a game was **Ronnie Perkins** at Baylor in 2019.

► Sophomore safety **Billy Bowman** set career highs in tackles each of the first two weeks (nine vs. UTEP and 11 vs. Kent State) and has registered at least nine tackles in three of his five games this season. Against Kent State, he forced and recovered a fumble on the same play. He entered the TCU game ranked fourth in the league with 33 stops, but has missed nearly three full games with an injury (he left the TCU game in the first quarter and did not return).

► Fifth-year senior and cheetah linebacker **DaShaun White** ranks fourth on the team with 35 total tackles and second in QB hurries, but is tied with Bowman for the team lead with four pass breakups. He has recorded 1.5 TFLs and one sack, and notched his first career interception in the game against Kansas.

► Junior defensive end **Reggie Grimes** leads the Sooners with 6.0 tackles for loss (total 36 lost yards) and 4.0 sacks (totaling 31 lost yards). Six of his 13 tackles this season have been for lost yardage.

► The Sooners have registered an interception in five of their seven games this season (in each of the first three and in the last two) and have six interceptions overall. Their streak of eight consecutive contests with an interception was snapped against Kansas State. Freshman DB **Gentry Williams** picked off a pass in the end zone in the fourth quarter of the season opener against UTEP, redshirt senior DB **Justin Harrington** notched his first career interception in the fourth quarter against Kent State and junior DB **Key Lawrence** hauled in his first career interception in the end zone at Nebraska. Senior DB **C.J. Coldon** notched his first interception at OU (had two at Wyoming) against Texas and picked off a pass against Kansas.

VENABLES BY THE NUMBERS

Brent Venables was hired as OU's 23rd head coach on Dec. 5, 2021. Here's a look at some of his many accomplishments:

0 Losing seasons in his 26 years as a full-time assistant coach (teams finished no worse than 7-5)

3 National championships (2000 at Oklahoma; 2016 and '18 at Clemson)

3 Butkus Award winners (OU's Rocky Calmus [2001] and Teddy Lehman [2003]; Clemson's Isaiah Simmons [2019])

4 Consecutive years Clemson led the nation in tackles for loss (2013-16; also led country in 2018 and was second in 2019 and '20).

8 National championship game appearances (2000, '03, '04 and '08 at OU; 2015, '16, '18 and '19 at Clemson)

8 Times Clemson finished in the top 15 nationally in total defense the last 8 years

10 College Football Playoff games (6 semifinals and 4 championship games) over the last 7 seasons with Clemson

10 Clemson led the nation in sacks, tackles for loss and opponent 3rd-down conversion percentage over his 10 years with the program

13 Number of conference championships (7 at OU, 6 at Clemson)

18 Consensus All-America honors collected by his players (12 at OU)

22 Times his 26 teams won at least 10 games

57 Number of his defensive players picked in the NFL Draft (12 first-rounders)

290 Wins as an assistant coach (against just 57 losses; .836%)

POWER FIVE CONFERENCE
TITLES SINCE 2000

| | |
|-------------------|----|
| 1. Oklahoma | 14 |
| 2. Ohio State | 11 |
| 3. Alabama | 8 |
| Oregon | 8 |
| 4. Clemson | 7 |
| Florida State | 7 |
| 7. USC | 6 |
| 8. LSU | 5 |
| 9. Michigan | 4 |
| Virginia Tech | 4 |
| 11. Nine programs | 3 |

FINAL AP TOP-25 APPEARANCES
SINCE 2000

| | |
|------------------|----|
| 1. Oklahoma | 20 |
| 2. Ohio State | 19 |
| 3. Georgia | 17 |
| LSU | 17 |
| 5. Alabama | 16 |
| Clemson | 16 |
| 7. Wisconsin | 15 |
| 8. Florida State | 14 |
| Michigan | 14 |
| Oregon | 14 |
| Texas | 14 |

HEISMAN FINALISTS SINCE 2000

| | |
|---------------|----|
| 1. Oklahoma | 10 |
| 2. Alabama | 9 |
| 3. Ohio State | 5 |
| Stanford | 5 |
| Florida | 4 |
| 5. USC | 4 |

MOST TDs SINCE 2015

| | |
|--------------------------|-----|
| 1. Alabama (108 games) | 583 |
| 2. Oklahoma (99 games) | 550 |
| 3. Ohio State (96 games) | 537 |
| 4. Clemson (107 games) | 532 |
| 5. Memphis (98 games) | 480 |

ACTIVE BOWL STREAKS

| | |
|--------------|----|
| 1. Georgia | 25 |
| 2. Oklahoma | 23 |
| 3. Wisconsin | 20 |
| 4. Alabama | 18 |
| 5. Clemson | 17 |

MOST ALL-TIME 10-OR-MORE-WIN
SEASONS

| | |
|---------------|----|
| 1. Oklahoma | 41 |
| Alabama | 41 |
| 3. Michigan | 30 |
| 4. Ohio State | 29 |
| 5. Nebraska | 27 |
| USC | 27 |

MOST WINS SINCE END OF
WORLD WAR II (1946-PRESENT)

| | |
|---------------|-----|
| 1. Oklahoma | 688 |
| 2. Alabama | 653 |
| 3. Ohio State | 646 |
| 4. Penn State | 629 |
| 5. Texas | 614 |
| 6. Michigan | 604 |
| Georgia | 604 |
| 8. Nebraska | 602 |
| 9. USC | 588 |
| 10. Tennessee | 578 |

BALANCED OFFENSE NOTHING NEW

► Oklahoma has totaled at least 200 rushing yards and 200 passing yards in four of its seven games this season (259 rushing and 233 passing vs. UTEP; 312/268 vs. Nebraska; 220/330 vs. Kansas State; 298/403 vs. Kansas). OU has gained at least 200 rushing yards and 200 passing yards in 50 of 99 games since the start of the 2015 season (51% of its contests over the last seven-plus seasons). The Sooners have also rushed for at least 250 yards 38 times in the same span.

MARVELOUS MARVIN

► Through seven games this season, junior wide receiver **Marvin Mims Jr.** ranks seventh in the Big 12 with his 16.9 yards per catch and third in receiving yards (542). He also would lead the country by averaging 19.7 yards per punt return (118 yards on six returns) if he met the minimum of 1.2 punt returns per game to qualify in the category.

► Mims has 15 career receptions of at least 40 yards (registered a 42-yard catch in the season opener against UTEP, a 58-yard TD reception against Kent State and a 50-yard TD against Kansas State). **CeeDee Lamb** (2017-19) holds the school record with 21 receptions of 40 or more yards. Mims also has nine career receptions of 50 or more yards, and eight of those have gone for touchdowns.

► Mims led the Sooners in receiving yards each of his first two seasons, and paces the team with 32 receptions and 542 yards this year. In his 31 career games (18 starts) he has 103 receptions for 1,857 yards and 17 touchdowns and 35 rushing yards on five carries. Mims has also returned 29 punts for 349 yards (12.0 average) and three kickoffs for 70 yards (23.3 average). He has five career games with two TD receptions, including Sept. 10 vs. Kent State.

► Mims registered 32 receptions for 705 yards and five TDs as a sophomore last season. As a freshman in 2020, he led the team with 610 yards and nine touchdowns on 37 receptions. His nine TD catches tied for most in the Big 12, matched the Big 12 record for a true freshman and established a school freshman record. He also became the first OU wide receiver to earn FWAA Freshman All-America honors, and was a second-team All-Big 12 pick by the league's coaches and media.

► Mims set the Texas high school state record for receiving yards in a career (5,485) and in a season (2,629 to go along with 32 touchdowns on 117 catches as a senior). He played at Lone Star High School in the city of Frisco.

TOUCH OF GRAY

► Senior running back **Eric Gray** leads the nation by averaging 7.2 yards per carry. He also ranks 20th nationally (fourth in Big 12) by averaging 99.3 rushing yards per game and 23rd nationally (fourth in Big 12) with his 695 rushing yards. Also a receiving threat, he has caught 14 passes for 105 yards (7.5 average). His 114.3 all-purpose yards per game rank as fourth most in the Big 12 and 44th most nationally.

► Gray is tied for 11th nationally with his 23 carries of at least 10 yards and is tied for sixth with his eight carries of at least 20 yards this season. Sixteen of his 10-plus-yard carries have come in the last four games.

► Gray rushed for 102 yards vs. UTEP, 71 against Kent State, 113 at Nebraska, 114 vs. Kansas State and a personal OU-best 176 yards against Kansas. He rushed for two touchdowns at Nebraska, another at TCU and two more TDs against Kansas.

► In 20 games at Oklahoma, Gray has rushed for 1,107 yards and seven touchdowns on 175 carries (6.3 average) and notched 334 yards and two scores on 37 receptions. For his career, which includes 1,311 rushing yards and eight TDs and 369 receiving yards and three TDs over 22 games at Tennessee, Gray has totaled 2,418 rushing yards, 703 receiving yards and 20 total touchdowns (15 rushing, five receiving).

WILLIS IS MR. VERSATILE

► Fifth-year senior tight end **Brayden Willis** has shown his versatility on the field this season by handling the football in a variety of ways. He leads the team with five touchdown receptions and ranks second with 20 catches and 312 receiving yards. He has also thrown a touchdown pass and rushed eight times for 18 yards.

► A part-time quarterback during his high school senior season (passed for 521 yards and four touchdowns), Willis completed his only collegiate pass attempt for a 24-yard touchdown to **Marcus Major** in OU's win at Nebraska. As a result of starting QB **Dillon Gabriel's** absence against Texas, Willis lined up as a wildcat quarterback, rushing seven times for 18 yards. Against Kansas, he registered a career-high 102 yards and a 26-yard touchdown catch on five receptions. It was his first career 100-yard receiving game (previous high was 81 at TCU on Oct. 1). His five receptions tied a career high (also had five vs. Kansas State on Sept. 24).

► An Arlington, Texas, product, Willis has made 56 career receptions for 796 yards and 11 touchdowns (14.6 yards per catch). His 20 receptions, 312 yards, five TDs and 15.6 yards per catch this season all represent career highs. His career-long 78-yard reception also came this year, at TCU.

► Willis also contributes on multiple special teams units (primarily this season on kickoff return and placekicks). In 2021, he made two special teams tackles, and as a true freshman in 2018, blocked a punt against Kansas that was returned for a touchdown by teammate **Curtis Bolton**.

TURK'S KEY LEG

► Ray Guy Award semifinalist **Michael Turk** did things last season that no other punter in program history had, and is off to a strong start in 2022. Turk leads the Big 12 and ranks 12th nationally with his 45.2 yards per punt. He has 11 punts of at least 50 yards, including a pair of 60-yarders.

► In his first year at OU in 2021, Turk set a single-season school record by averaging 51.2 yards per punt, smashing

BIG 12 CHAMPIONSHIPS WON

| SCHOOL | TOTAL | YEARS |
|----------------|-------|---|
| Oklahoma | 14 | ('00, '02, '04, '06-08, '10, '12, '15-20) |
| Baylor | 3 | ('13-14, '21) |
| Texas | 3 | ('96, '05, '09) |
| Kansas State | 2 | ('03, '12) |
| Nebraska | 2 | ('97, '99) |
| Colorado | 1 | ('01) |
| Oklahoma State | 1 | ('11) |
| TCU | 1 | ('14) |
| Texas A&M | 1 | ('98) |

BEST RECORDS SINCE 2015

| SCHOOL | RECORD |
|---------------|--------|
| 1. Alabama | 99-9 |
| 2. Clemson | 97-10 |
| 3. Ohio State | 86-10 |
| 4. Oklahoma | 82-17 |
| 5. Georgia | 83-18 |

2022 WEEKLY TEAM CAPTAINS

Oklahoma's 2022 team captains are chosen on a weekly basis. OU's five captains for the Iowa State game are:

| No. | Name | Class | Pos. |
|-----|----------------|-------|------|
| 14 | Reggie Grimes | Jr. | DL |
| 71 | Anton Harrison | Jr. | OL |
| 17 | Marvin Mims | Jr. | WR |
| 73 | Andrew Raym | Jr. | OL |
| 28 | Danny Stutsman | So. | LB |

^Super senior

Game 1: Justin Broiles, Dillon Gabriel, David Ugwoegbu, DaShaun White, Brayden Willis

Game 2: Eric Gray, Reggie Grimes, Chris Murray, Woodi Washington, Theo Wease

Game 3: Billy Bowman, Anton Harrison, Drake Stoops, Danny Stutsman, Michael Turk

Game 4: Jaden Davis, Ethan Downs, Jeffery Johnson, Marvin Mims, Andrew Raym

Game 5: Jordan Kelley, Jonah Lauulu, McKade Mettauer, Daniel Parker

Game 6: Justin Broiles, Chris Murray, David Ugwoegbu, DaShaun White, Brayden Willis

Game 7: Ethan Downs, Eric Gray, Kasey Kelleher, Drake Stoops, Woodi Washington

VENABLES' TOP-10 2022 CLASS COMPRISED OF 21

Head coach Brent Venables' first Oklahoma recruiting class featured 21 scholarship players — 16 during the December signing period and five more in February. The class ranked No. 8 nationally by 247Sports, On3 and Rivals, and No. 9 by ESPN. OU's class ranked fifth best nationally by On3 in terms of average player ranking.

Of the 21 signees, 19 were ranked as four-star prospects on a five-star scale by 247Sports, ESPN, On3 or Rivals, while two others received three-star designation from at least one of those outlets.

All 21 signees were high schoolers and hail from eight states: six from Texas, four each from Oklahoma and Florida, two each from California and Nevada, and one each from Colorado, Kansas and Nebraska.

2022 OU RECRUITING CLASS

| No. | Name | Class | Pos. |
|-----|-------------------------|-------|------|
| 4 | Nic Anderson* | Fr. | WR |
| 2 | Jovantae Barnes* | Fr. | RB |
| 16 | Jamarrien Burt | Fr. | DB |
| 7 | Nick Evers* | Fr. | QB |
| 1 | Jayden Gibson* | Fr. | WR |
| 56 | Gracen Halton | Fr. | DL |
| 18 | Kaden Helms* | Fr. | DL |
| 45 | Kevonte Henry | Fr. | DL |
| 7 | Jaren Kanak* | Fr. | LB |
| 10 | Kip Lewis* | Fr. | LB |
| 87 | Jason Llewellyn* | Fr. | TE |
| 11 | Kobie McKinzie* | Fr. | LB |
| 86 | Cedric Roberts | Fr. | DL |
| 27 | Jayden Rowe | Fr. | DB |
| 27 | Gavin Sawchuk | Fr. | RB |
| 76 | Jacob Sexton | Fr. | OL |
| 3 | Robert Spears-Jennings* | Fr. | DB |
| 91 | Alton Tarber | Fr. | DL |
| 79 | Jake Taylor | Fr. | OL |
| 32 | R Mason Thomas | Fr. | DL |
| 24 | Gentry Williams | Fr. | DB |

**Mid-year enrollee*

the previous mark of 47.8 yards by **Jack Jacobs** in 1940. In fact, entering 2021, the NCAA single-season record for punting average (min. 30 punts) was 51.0 by Texas A&M's Braden Mann in 2018. Turk surpassed that figure in 2021, but at 51.17 yards per punt he finished just behind San Diego State's Matt Araiza, who averaged 51.19 yards per punt on the year.

► Twenty of Turk's 35 punts in 2021 (57.1%) went at least 50 yards, and eight went at least 60. His 85-yarder vs. Texas was the FBS' second longest of the season and tied for the fourth longest over the last 10 years, and tied for the third longest in Oklahoma history.

► Turk holds five of the top 14 single-game punting averages (min. three punts) in OU annals, including the best and third-best marks (59.7 vs. TCU and 58.0 vs. Texas last season).

► Turk transferred to Oklahoma from Arizona State in August 2021 and promptly earned the starting job. No other punter played for the Sooners last season.

► The 2019 and '20 first-team All-Pac-12 selection averaged 46.2 yards per punt over the last two seasons at ASU and totaled 28 boots that went at least 50 yards. In 2019, he set the FBS single-game record by averaging 63.0 yards (on five punts) vs. Kent State in the season opener.

► Combining his time at ASU and OU, Turk is averaging 45.8 yards per punt (9,797 yards on 214 punts). The FBS career record (min. 150 punts) is 46.3 yards by West Virginia's Todd Sauerbrun (1991-94).

NOTING THE NEWBIES

► Thirty-six players (32 of them first-year Sooners) have made their first appearance in an OU uniform this season. The 32 newcomers who have seen the field this year are redshirt seniors **Jeffery Johnson** (DL), **C.J. Coldon** (DB), **Kyle Ergenbright** (OL), **Jonah Lauulu** (DL) and **Daniel Parker** (TE), senior **Trey Morrison** (DB), redshirt juniors **Davis Beville** (QB), **Dillon Gabriel** (QB) and **McKade Mettauer** (OL), redshirt sophomores **LV Bunkley-Shelton** (WR), **Tyler Guyton** (OL) and **J.J. Hester** (WR), sophomores **General Booty** (QB) and **Tawee Walker** (RB) and freshmen **Nic Anderson** (WR), **Jovantae Barnes** (RB), **Dallas Dudley** (WR), **Nick Evers** (QB), **Gavin Freeman** (WR), **Jayden Gibson** (WR), **Gracen Halton** (DL), **Kaden Helms** (TE), **Jaren Kanak** (LB), **Jason Llewellyn** (TE), **Jayden Rowe** (DB), **Gavin Sawchuk** (RB), **Robert Spears-Jennings** (DB), **Peter Schuh** (DB), **Jacob Sexton** (OL), **Jake Taylor** (OL), **R Mason Thomas** (DL) and **Gentry Williams** (DB).

FIRST-TIME STARTERS

► Thirteen players have made their first OU starts this season. Against UTEP, they were redshirt senior transfer **Jeffery Johnson** (DL; started 44 games at Tulane), redshirt senior **Jordan Kelley** (DL), redshirt junior transfers **Dillon Gabriel** (QB; started 25 games at UCF) and **McKade Mettauer** (OL; started 28 games at Cal), redshirt sophomore transfer **Tyler Guyton** (OL; started one game at TCU as an H-back) and sophomores **Ethan Downs** (DE) and **Danny Stutsman** (LB). Versus Kent State they were redshirt junior **Isaiah Coe** (DL) and sophomore **Jalil Farooq** (WR), at Nebraska, sophomore **Damond Harmon** (DB) made his first career start and against Kansas State, **Wanya Morris** (OL; started 19 games at Tennessee) made his first start as a Sooner. **Davis Beville** (QB) made his first career start and **Trey Morrison** (DB; started 41 games at North Carolina) started against Texas.

VENABLES NAMED OU'S 23RD HEAD COACH

► A former 13-year Oklahoma assistant coach who won a national championship with the Sooners and two more with Clemson during an ultra-successful 10-year stint as defensive coordinator, **Brent Venables** was named OU's 23rd head football coach Dec. 5. The 51-year-old Venables served as co-defensive coordinator and linebackers coach at OU from 1999-2003 and as associate head coach, defensive coordinator and linebackers coach from 2004-11 under former head coach **Bob Stoops**. Venables has coached in eight national championship games between his time at OU and Clemson, winning titles with the Sooners in 2000 and Tigers in 2016 and 2018.

► In 26 years as a full-time assistant coach, Venables' teams posted 26 winning seasons, won 13 conference titles, went to 30 bowl games (includes four College Football Playoff National Championship games) and won at least 10 games 21 times.

► Over the last 10 seasons at Clemson (excluding the 2021 Cheez-It Bowl, in which Venables did not coach), the Tigers ranked first nationally in sacks (445; next most is 392), tackles for loss (1,147) and opponent third-down conversion percentage (30.2%), second in opponent pass efficiency rating (111.1) and takeaways (244; tied), third in scoring defense (17.8 ppg) and opponent completion percentage (53.3), fourth in total defense (311.4 ypg) and pass defense (190.5 ypg), fifth in interceptions (148) and sixth in rushing defense (120.9 ypg). They won conference titles each year from 2015-20.

► From 1999-2011, Venables helped Oklahoma to the 2000 national championship, three other national championship game appearances (2003, '04 and '08) and seven Big 12 titles.

► Venables has received national accolades for his coaching and recruiting. He received the Frank Broyles Award in 2016 as the nation's top assistant coach after being named a finalist in 2015 and also in 2006 when the Sooners led the Big 12 in total defense and scoring defense. He was named FootballScoop's Defensive Coordinator of the Year in 2014 and Rivals.com's Recruiter of the Year in 2015.

OU'S BIG 12 DOMINATION

► Oklahoma's win over Iowa State in the 2020 Big 12 Championship resulted in the Sooners' sixth straight Big 12 title and 14th since 2000 (no other program has won more than two during the span). For perspective, the two Power Five programs with the next most conference titles this millennium are Ohio State (11 in Big Ten) and Oregon (eight in Pac-10/Pac-12).

► OU's 14 Big 12 titles are 11 more than the program with the next most. Baylor and Texas have each won three Big 12 championships and are followed by Kansas State and Nebraska (two each), and Colorado, Oklahoma State, TCU and Texas A&M (one each). Colorado and Nebraska left the Big 12 after the 2010 season and Texas A&M departed after the 2011 campaign.

CFP APPEARANCES

Oklahoma has made four appearances in the eight-year history of the College Football Playoff, all in the last seven seasons. It is the only Big 12 program to qualify for the event.

| PROGRAM | CFPs |
|-----------------|----------|
| Alabama | 7 |
| Clemson | 6 |
| Oklahoma | 4 |
| Ohio State | 4 |
| Georgia | 2 |
| Notre Dame | 2 |

SOONERS WHO HAVE GRADUATED

DAVIS BEVILLE (R-JR., QB)

Marketing

JUSTIN BROILES (R-SR., DB)

African and African American studies

ROBERT CONGEL (R-SR., OL)

Urban and regional development (bachelor's)
Organizational leadership (master's)

KYLE ERGENBRIGHT (R-SR., OL)

Finance

ERIC GRAY (SR., RB)

Multidisciplinary studies

JEFFERY JOHNSON (SR., DL)

Health and wellness

KASEY KELLEHER (R-SR., LB)

Human relations

JORDAN KELLEY (R-SR., LS)

Criminology

TREY MORRISON (SR., DB)

Exercise and sport science

MICHAEL TURK (R-SR., P)

Liberal studies

DASHAUN WHITE (SR., LB)

Human relations

BRAYDEN WILLIS (SR., TE)

Economics

[^] Denotes "super senior"

CALMUS, HEUPEL, SELMON ON COLLEGE HALL OF FAME BALLOT

The National Football Foundation (NFF) and College Hall of Fame announced the 2023 ballot for induction into the College Football Hall of Fame on June 6 and former University of Oklahoma standouts Rocky Calmus, Josh Heupel and Dewey Selmon earned spots among the 80 players listed on the College Hall of Fame from the Football Bowl Subdivision.

One of the nation's top defenders during OU's return to prominence at the beginning of head coach Bob Stoops' tenure, Calmus defined his position. The linebacker earned AP Big 12 Defensive Player of the Year and first-team All-America honors in 2000, won the Butkus Award as the nation's top linebacker as a senior in 2001 and was a finalist for the Nagurski and Bednarik Awards (given to the nation's best defender) and the Lombardi Award (country's top interior player).

The runner-up for the 2000 Heisman Trophy, Josh Heupel became Oklahoma's first consensus All-America quarterback and the first Sooners signal-caller to earn All-America honors since Jack Mildren in 1971. A junior college transfer, Heupel was one of Bob Stoops' first OU recruits and is largely credited with turning an offense that statistically ranked as one of the worst in the nation before his arrival into one of the country's most explosive.

One part of the famed and feared Selmon brothers defensive line trio for Oklahoma's vaunted defenses of the early and mid-1970s, Dewey Selmon starred at both defensive tackle and nose guard. In his four years on campus, the Sooners posted a 43-2-1 record, won four straight Big Eight championships and captured national titles his junior and senior seasons of 1974 and '75. In a 16-13 win over Texas in 1974, he registered 22 tackles, which still stands as the single-game school record by a defensive lineman.

► Since 2010, OU has won eight Big 12 titles and is followed by Baylor (three) and Kansas State, Oklahoma State and TCU (one each).

► Since 2000, OU has won more Big 12 championships (14) than it has lost home games (12).

► Oklahoma is the only program to win at least three straight Big 12 titles, and it has done so twice (2006-08 and 2015-20). Baylor (2013-14) is the only other program to win two Big 12 championships in a row.

► At 11-1, the Sooners are the only program with a winning record in Big 12 Championship games. Texas (3-3) and Baylor (1-1) have the next best marks.

► Since the start of the 2015 season, OU has posted a 54-10 (.844) record in regular season Big 12 play. The next best mark during the stretch is 43-21 (.672) by Oklahoma State.

► Every OU freshman class from 1999-2019 has won at least one Big 12 championship and all but the 2011 freshman class have won at least two. The 2015, 2016 and 2017 freshman classes each won four Big 12 titles.

HEISMAN U

► Quarterbacks **Baker Mayfield** and **Kyler Murray** became Oklahoma's sixth and seventh Heisman Trophy winners in 2017 and '18, respectively, moving the Sooners into a tie with Notre Dame and Ohio State for the most Heisman winners. Other OU winners were QB **Sam Bradford** in 2008, QB **Jason White** in 2003, RB **Billy Sims** in 1978, RB **Steve Owens** in 1969 and RB **Billy Vessels** in 1952.

► Quarterback **Jalen Hurts** was the 2019 Heisman Trophy runner-up and became Oklahoma's 11th Heisman finalist, tied with Alabama for most of any school (finalists were first named in 1982). Miami (Fla.) ranks third with nine finalists, Florida ranks fourth with eight and Ohio State ranks fifth with seven.

► OU boasts a nation-leading 10 Heisman finalists in the last 21 years (since 2000). Alabama ranks second with nine while Ohio State and Stanford rank third with five each.

► Oklahoma is the only program to ever produce five Heisman finalists in a four-year period (Hurts in 2019 [runner-up], Murray in 2018 [won], Mayfield in 2017 [won] and Mayfield [finished third] and receiver **Dede Westbrook** [finished fourth] in 2016). With Mayfield's and Murray's wins, OU is the only program to produce different quarterback winners in consecutive seasons.

► OU is tied for the most Heisman runners-up, as well (six). OU's second-place Heisman finishers were **Kurt Burris** (1954), **Greg Pruitt** (1972), **Sims** (1979), **Josh Heupel** (2000), **Adrian Peterson** (2004) and Hurts (2019).

► Oklahoma has produced four Heisman Trophy winners in the last 19 years. Only four other programs have produced four winners ever (Notre Dame and Ohio State seven, USC six and Alabama four).

► An OU quarterback finished in the top four of Heisman voting in five consecutive years (Mayfield fourth in 2015, third in 2016 and first in 2017; Murray first in 2018; Hurts second in 2019).

COLLEGE FOOTBALL'S BEST

► During the modern era of college football (since the end of World War II), the Sooners are the nation's No. 1 team with more wins (688) than any other program (next most is 653 by Alabama).

► OU has finished in the top 5 of the AP poll a nation-leading 33 times.

► OU leads all FBS programs with 50 all-time conference championships. The rest of the top five includes Nebraska (46), Michigan (43), Ohio State (39) and USC (37). The Sooners' 14 league titles since 2000 are the most among Power Five programs (Ohio State ranks second with 11).

► No program has more all-time 10-win seasons than Oklahoma, which is tied with Alabama with 41 (OU has a nation-leading 18 10-win campaigns since 2000). In addition, OU's 27 seasons with at least 11 wins are the most in college football history.

► Since former head coach **Bob Stoops** arrived in Norman in 1999, OU leads the country with its 12,046 points scored, which is 560 more than second-place Boise State (11,486) and 982 more than third-place Oregon (11,064).

► OU's 80 consensus All-Americans since 1950 are the most nationally (Alabama ranks second with 74 and Ohio State third with 72). Since 2000, the Sooners have produced 30 consensus All-Americans, second only to Alabama.

► OU is the only program that has produced at least four NFL Draft picks each of the last 15 years.

EXTRA POINTS

► Oklahoma quarterback **Dillon Gabriel** saw his 14-game streak of throwing multiple touchdown passes snapped at TCU on Oct. 1. Gabriel left the game due to injury with 9:39 left in the second quarter and did not return. The streak went back to his sophomore season (2020) at UCF.

► In his first season as OU's placekicker, redshirt sophomore **Zach Schmit** is 6 for 7 on field goal attempts and has made all 31 of his PAT tries. He is 3 for 3 on field goal attempts beyond 40 yards (long of 44). His lone miss came at Nebraska (a 39-yarder).

► Forty-seven of OU's 115 players (41%) are new to the program this season, while 60 players (52%) had never played in a game for the Sooners prior to the opener vs. UTEP. Of the 47 new players, 23 are on offense, 21 are on defense and three are special-teamers (one kicker, one punter and one long snapper).

► Since 2000, OU is the only Power 5 program in the country that has not had a losing record in any season.

► Since the start of the 2012 season, OU is 84-5 when scoring at least 35 points and 73-3 when scoring at least 40.

SOONERS FOURTH IN ALL-TIME WINS


| PROGRAM | RECORD |
|--------------------|-------------------|
| 1. Michigan | 982-352-36 |
| 2. Alabama | 948-333-43 |
| Ohio State | 948-329-53 |
| 4. Notre Dame | 932-333-42 |
| Texas | 932-387-33 |
| 6. Oklahoma | 931-334-53 |
| 7. Penn State | 914-404-42 |
| 8. Nebraska | 910-412-40 |
| 9. USC | 862-361-54 |
| 10. Tennessee | 861-408-53 |

MOST CONFERENCE TITLES

Oklahoma leads all of college football with its 50 conference championships.

| PROGRAM | TITLES |
|-----------------|-----------|
| Oklahoma | 50 |
| Nebraska | 46 |
| Michigan | 43 |
| Ohio State | 39 |
| USC | 37 |

GAYLORD FAMILY OKLAHOMA MEMORIAL STADIUM



OU's \$160 million stadium renovation and modernization project bowled in the south end of the facility and added premium seating and a 62-foot-by-38-foot video board.

OKLAHOMA'S PALACE ON THE PRAIRIE

- Gaylord Family — Oklahoma Memorial Stadium, one of America's most recognized college football cathedrals, is hosting football games for the 100th year this season. Situated on the east side of the Norman campus, this historical facility is the largest sports arena in the state and ranks among the 18 largest on-campus facilities in the nation.
- In 1921, University of Oklahoma students started a movement for construction of a student union. By 1925, the idea had grown to include a combined football stadium/student union. In the original architect's drawings, the north end of the proposed structure was strikingly similar to the present Oklahoma Memorial Union, which eventually was constructed separately when head coach and athletics director Bennie Owen suggested it would be best to raise funds for a union and a stadium.
- The field is named Owen Field after Owen, who became a charter member of the National Football Hall of Fame. The first game played at the site took place Oct. 20, 1923 (a 63-7 win over Washington, Mo.).
- In 1925, the first contest was played in front of the new stands on the west side of the field. The 16,000-seat Oklahoma Memorial Stadium, named in honor of University personnel who died in World War I, was erected at a cost of approximately \$293,000.
- Expansions increased the stadium's capacity to 32,000 (1929), 55,000 (1949), 61,836 (1957), 71,187 (1975), 75,004 (1980), 72,765 (1998), 82,112 (2003) and 83,489 (2016). With last year's widening of aisles and some seats, capacity dropped to 80,126.
- In July, 1970 the original natural grass surface was removed and artificial turf was installed. That tartan turf was replaced with super turf before the 1981 season. Owen Field returned to grass in 1994.

RECENT RENOVATION

- The OU Board of Regents approved a proposal from OU Athletics on June 25, 2014, to proceed with the development of plans and projects for a major renovation and modernization of the stadium at an estimated cost of \$160 million. The project was carried out entirely from Athletics Department-generated capital funds, bond funds and other private sources.
- The first phase of the building project was completed prior to the 2016 home opener with a focus on the south end zone. The most visible aspect is a completed south end zone seating bowl, a feature that initially increased the seating capacity to 83,489. The addition of handrails and some seat and aisle widening in 2019 reduced capacity to 80,126.
- The seating bowl features an expanded concourse, additional restrooms and concessions, and other amenities. The new structure features 22 suites, 60 open-air loge boxes and 1,976 club seats. Club patrons also benefit from two new clubs.
- Among the most unique features of the new south end zone facility are a pair of open-air fan plazas, one each in the southwest and southeast corners. They each measure at slightly more than 3,000 square feet each and feature a view directly to the game field.
- All student-athlete services in the new building were moved to the ground floor. That space, completed this past summer, includes a new locker room, strength and conditioning area, training room, nutrition center, meeting rooms and the equipment operation. The third floor of the building houses all of the football offices and the team's video department.
- The weight room nearly tripled in size to 26,600 square feet and includes a 70-yard turfed, indoor speed and agility training area. The athletic training room also grew substantially to nearly 10,000 square feet.
- A significantly larger and more detailed video board has replaced the old video board above the north end zone for 2018. The new board is 62 feet x 38 feet (2,356 square feet).

STADIUM QUICK FACTS

| | |
|----------------------|---------------------------|
| First Game: | Oct. 20, 1923 |
| Result: | OU 63, Washington (Mo.) 7 |
| OU's Stadium Record: | 414-89-16 (.813) |
| Field Name: | Owen Field |
| Capacity: | 80,126 |
| Surface: | Natural Grass |
| Record Crowd: | 88,308 (11/11/17 vs. TCU) |

OU'S STADIUM BESTS

INDIVIDUAL

| | |
|------------------|---|
| Rushing Yards: | 427, Samaje Perine vs. Kansas, 2014 |
| Passing Yards: | 500, Landry Jones vs. Okla. State, 2012 |
| Receiving Yards: | 208, Ryan Broyles vs. Colorado, 2010 |
| Tackles: | 28, Kenneth Murray vs. Army, 2018 |
| Interceptions: | 3 (three players) |
| Sacks: | 5, Cedric Jones vs. Texas Tech, 1994 |

TEAM

| | |
|----------------|------------------------------|
| Rushing Yards: | 768 vs. Kansas State, 1988 |
| Passing Yards: | 512 vs. Oklahoma State, 2012 |
| Total Yards: | 829 vs. Kansas State, 1988 |
| Points: | 79 vs. North Texas, 2007 |
| First Downs: | 44 vs. Oklahoma State, 2012 |



BRENT VENABLES

**NAMED OU'S 23RD HEAD COACH DEC. 5, 2021 • FORMER K-STATE/OKLAHOMA/CLEMSON ASSISTANT
THREE NATIONAL CHAMPIONSHIPS (ONE WITH OKLAHOMA, TWO WITH CLEMSON)
EIGHT NATIONAL CHAMPIONSHIP GAME APPEARANCES • COACHED IN 32 BOWL GAMES
13 CONFERENCE CHAMPIONSHIPS • THREE-TIME BROYLES AWARD FINALIST (2016 WINNER)**

A former 13-year University of Oklahoma assistant coach who won a national championship with the Sooners and two more with Clemson University during an ultra-successful 10-year stint as defensive coordinator, Brent Venables was named OU's 23rd head football coach Dec. 5, 2021.

The 51-year-old Venables served as co-defensive coordinator and linebackers coach at Oklahoma from 1999-2003 and as associate head coach, defensive coordinator and linebackers coach from 2004-11 under former head coach Bob Stoops. Venables has coached in eight national championship games between his time at OU and Clemson, winning titles with the Sooners in 2000 and Tigers in 2016 and 2018. In 26 years as a full-time assistant coach, Venables' teams posted 26 winning seasons, won 13 conference titles, went to 30 bowl games (includes four College Football Playoff National Championship games) and won at least 10 games 22 times.

Since joining Clemson prior to the 2012 season, Venables constructed one of the nation's top defenses. Over the last 10 years, the Tigers ranked first nationally in sacks (445; next most was 392), tackles for loss (1,159) and opponent third-down conversion percentage (30.2%), second in opponent pass efficiency rating (111.1) and takeaways (244; tied), third in scoring defense (17.8 ppg) and opponent completion percentage (53.3), fourth in total defense (311.4 ypg) and pass defense (190.5 ypg), fifth in interceptions (148) and sixth in rushing defense (120.9 ypg). They won conference titles each year from 2015-20.

Since 2000, Venables has coached eight national award winners and 18 consensus All-Americans. In that time, 57 defensive players under his guidance have been selected in the NFL Draft (12 first-rounders), including 15 linebackers, two of whom were first-round picks.

As a defensive coordinator and linebackers coach, Venables has produced winners of three Butkus Awards (OU's Rocky Calmus in 2001 and Teddy Lehman in 2003, and CU's Isaiah Simmons in 2019), two Nagurski Awards (OU's Roy Williams in 2001 and Derrick Strait in 2003), two Thorpe Awards (Williams in 2001 and Strait in 2003) and one Bednarik Award (Lehman in 2003). And in 2018, Clemson defensive tackle Christian Wilkins was the school's first winner of William V. Campbell Trophy, known as the "Academic Heisman."

Venables has received national accolades for his coaching and recruiting. He received the Frank Broyles Award in 2016 as the nation's top assistant coach after being named a finalist in 2015. He was named FootballScoop's Defensive Coordinator of the Year in 2014 and Rivals.com's Recruiter of the Year in 2015.

Venables' defensive units have been remarkably consistent over the last decade. Each of the last eight Clemson defenses have ranked in the top 15 nationally in yards allowed and seven of the last eight have ranked in the top 20 in points allowed. Over the last eight years, his units have ranked first (in 2014), 10th, eighth, fourth, fifth, sixth, 15th and ninth (last season) in total defense. Additionally, his units ranked first or second in the ACC in total defense each of the last eight years (ranked first in six of those seasons).

Under Venables' tutelage this year, Clemson ranks second nationally in scoring defense (15.0 ppg) and red zone defense (62.1 conversion percentage), fourth in sacks (3.4 per game), eighth in rushing defense (98.8 ypg) and ninth in total defense (308.4 ypg).

THE VENABLES FILE

Hometown.....Salina, Kan.
High School.....Salina South, 1989
College.....Kansas State, 1992
Family.....Wife, Julie
.....Sons, Jake and Tyler
.....Daughters, Laney and Addie

AS AN ASSISTANT COACH

Years.....26
Combined Record.....290-57
Conference Championships.....13
National Championships.....3
National Championship Game Appearances.....8

Venables' 2020 Clemson defense tied for the national lead with 46 sacks, despite no player producing more than 4.5 sacks individually. His 2019 unit allowed fewer than 300 yards of total offense in each of its first 12 games of the season, the first defense nationally since at least 1996 to accomplish that feat. Clemson held 16 straight opponents to 20 or fewer points across the 2018-19 seasons, the best streak at the school since the 1937-40 seasons.

Clemson's 2018 squad led the nation in scoring defense (13.1 ppg) for the first time in school history and set a program record by recording 54 sacks.

Venables' Clemson defenses have ranked among the top 10 nationally in sacks each year since 2014 and ranked in the top 10 in tackles for loss from 2013-20. The units led the nation in TFLs every year from 2013-16. The Tigers also ranked among the top 50 nationally in takeaways in each of his 10 seasons.

From 1999-2011, Venables helped Oklahoma to the 2000 national championship, three other national championship game appearances (2003, '04 and '08) and seven Big 12 titles. He was a finalist for the Broyles Award in 2006 when OU led the Big 12 in total defense and scoring defense.

Oklahoma linebackers under Venables' direction earned three Big 12 Defensive Player of the Year awards, five Big 12 Defensive Newcomer of the Year accolades and six first-team All-America honors. Ten of his OU linebackers — and 31 defensive players overall — were taken in the 2000-12 NFL Drafts.

While Venables was at Oklahoma, the Sooners ranked among the top 16 nationally in total defense eight times (including each year from 2000-06) and among the top 20 in scoring defense eight times. OU led the Big 12 in scoring defense on four occasions (2000, '04, '06, '11) and topped the league in total defense three times (2003, '04, '06).

Prior to joining Stoops' first staff at Oklahoma, Venables coached linebackers at Kansas State (1996-98), holding the title of defensive running game coordinator in 1998, and served as a graduate assistant at K-State under Bill Snyder from 1993-95.

As a player at Kansas State (1991-92), Venables earned honorable mention All-Big Eight honors in 1992 after registering 124 tackles. He began his collegiate career at Garden City (Kan.) Community College (1989-90), where he earned All-America honors after recording 276 tackles.

A native of Salina, Kan., Venables received his bachelor's degree in political science from Kansas State in 1992. He and his wife Julie have four children: sons Jake and Tyler and daughters Laney and Addie.

COACHING HISTORY

2022: Oklahoma

Head Coach

2018-21: Clemson

Associate Head Coach, Defensive Coordinator, Linebackers

2012-17: Clemson

Defensive Coordinator, Linebackers

2004-11: Oklahoma

Associate Head Coach, Defensive Coordinator, Linebackers

1999-03: Oklahoma

Co-Defensive Coordinator, Linebackers

1998: Kansas State

Linebackers/Defensive Run Game Coord.

1996-97: Kansas State

Linebackers

1993-95: Kansas State

Graduate Assistant

BOWLS COACHED (32)

| Year | Bowl | School |
|------|------------------|--------------|
| 2020 | Sugar (CFP) | Clemson |
| 2019 | CFP NCG | Clemson |
| 2019 | Fiesta (CFP) | Clemson |
| 2018 | CFP NCG | Clemson |
| 2018 | Cotton (CFP) | Clemson |
| 2017 | Sugar (CFP) | Clemson |
| 2016 | CFP NCG | Clemson |
| 2016 | Fiesta (CFP) | Clemson |
| 2015 | CFP NCG | Clemson |
| 2015 | Orange (CFP) | Clemson |
| 2014 | Russell Athletic | Clemson |
| 2013 | Orange | Clemson |
| 2012 | Chick-fil-A | Clemson |
| 2011 | Insight | Oklahoma |
| 2010 | Fiesta | Oklahoma |
| 2009 | Sun | Oklahoma |
| 2008 | BCS NCG | Oklahoma |
| 2007 | Fiesta | Oklahoma |
| 2006 | Fiesta | Oklahoma |
| 2005 | Holiday | Oklahoma |
| 2004 | Orange (BCS NCG) | Oklahoma |
| 2003 | Sugar (BCS NCG) | Oklahoma |
| 2002 | Rose | Oklahoma |
| 2001 | Cotton | Oklahoma |
| 2000 | Orange (BCS NCG) | Oklahoma |
| 1999 | Independence | Oklahoma |
| 1998 | Alamo | Kansas State |
| 1997 | Fiesta | Kansas State |
| 1996 | Cotton | Kansas State |
| 1995 | Holiday | Kansas State |
| 1994 | Aloha | Kansas State |
| 1993 | Copper | Kansas State |

OKLAHOMA COACHING STAFF



Brent Venables
Head Coach



Jeff Lebby
Offensive Coordinator/
Quarterbacks



Ted Roof
Defensive Coordinator/
Linebackers



Todd Bates
Associate Head Coach/Co-De-
fensive Coord./Run Defense/
Defensive Tackles



Bill Bedenbaugh
Offensive Line



Miguel Chavis
Defensive Ends



Joe Jon Finley
Tight Ends



Brandon Hall
Safeties



DeMarco Murray
Running Backs



Jay Valai
Co-Defensive Coordinator/
Pass Defense/Cornerbacks and
Nickelbacks



L'Damian Washington
Wide Receivers (Interim)



Jerry Schmidt
Director of Sports
Enhancement and Strength
and Conditioning

| No. | Player | Pos. | Ht. | Wt. | Yr. | Hometown (Previous School) |
|-----|------------------------|------|------|-----|-------|---|
| 0 | Eric Gray* | RB | 5-10 | 210 | Sr. | Memphis, Tenn. (University of Tennessee) |
| 0 | Woodi Washington** | DB | 5-11 | 196 | R-Jr. | Murfreesboro, Tenn. (Oakland HS) |
| 1 | Joshua Eaton** | DB | 6-1 | 183 | Jr. | Houston, Texas (Aldine MacArthur HS) |
| 1 | Jayden Gibson | WR | 6-5 | 195 | Fr. | Winter Garden, Fla. (West Orange HS) |
| 2 | Jovantae Barnes | RB | 6-0 | 200 | Fr. | Las Vegas, Nev. (Desert Pines HS) |
| 2 | David Ugwoegbu*** | LB | 6-4 | 250 | Sr. | Katy, Texas (Seven Lakes HS) |
| 3 | Jalil Farooq* | WR | 6-1 | 203 | So. | Lanham, Md. (Dr. Henry A. Wise Jr. HS) |
| 3 | Robert Spears-Jennings | DB | 6-1 | 208 | Fr. | Broken Arrow, Okla. (Broken Arrow HS) |
| 4 | Nic Anderson | WR | 6-4 | 200 | Fr. | Katy, Texas (Katy HS) |
| 4 | Jaden Davis*** | DB | 5-10 | 183 | Sr. | Fort Lauderdale, Fla. (St. Thomas Aquinas HS) |
| 5 | Micah Bowens | QB | 5-11 | 190 | R-So. | Las Vegas, Nev. (Penn State University) |
| 5 | Billy Bowman* | DB | 5-10 | 190 | So. | Denton, Texas (Ryan HS) |
| 6 | LV Bunkley-Shelton | WR | 5-11 | 195 | R-So. | Compton, Calif. (Arizona State University) |
| 6 | Trey Morrison | DB | 5-9 | 188 | Sr. | Norcross, Ga. (University of North Carolina) |
| 7 | Nick Evers | QB | 6-3 | 185 | Fr. | Flower Mound, Texas (Flower Mound HS) |
| 7 | Jaren Kanak | LB | 6-2 | 225 | Fr. | Hays, Kan. (Hays HS) |
| 8 | Dillon Gabriel | QB | 5-11 | 203 | R-Jr. | Millilani, Hawai'i (UCF) |
| 8 | Jonah Lauulu | DL | 6-5 | 265 | R-Sr. | Las Vegas, Nev. (University of Hawai'i) |
| 9 | D.J. Graham** | WR | 6-0 | 190 | Jr. | Fort Worth, Texas (Keller Central HS) |
| 9 | Brayden Willis**** | TE | 6-4 | 240 | Sr. | Arlington, Texas (James Martin HS) |
| 10 | Kip Lewis | LB | 6-1 | 201 | Fr. | Carthage, Texas (Carthage HS) |
| 10 | Theo Wease** | WR | 6-3 | 205 | R-Jr. | Allen, Texas (Allen HS) |
| 11 | Davis Beville | QB | 6-6 | 225 | R-Jr. | Greenville, S.C. (University of Pittsburgh) |
| 11 | Kobie McKinzie | LB | 6-2 | 238 | Fr. | Lubbock, Texas (Lubbock-Cooper HS) |
| 12 | Key Lawrence* | DB | 6-1 | 210 | Jr. | Nashville, Tenn. (University of Tennessee) |
| 12 | Drake Stoops*** | WR | 5-10 | 190 | R-Sr. | Norman, Okla. (Norman North HS) |
| 13 | J.J. Hester | WR | 6-4 | 200 | R-So. | Tulsa, Okla. (University of Missouri) |
| 13 | Shane Whitter** | LB | 6-0 | 225 | Jr. | Burlington, N.C. (Walter M. Williams HS) |
| 14 | General Booty | QB | 6-2 | 190 | So. | Allen, Texas (Tyler Junior College) |
| 14 | Reggie Grimes** | DL | 6-4 | 270 | Jr. | Antioch, Tenn. (Ravenwood HS) |
| 15 | Bryson Washington* | DB | 6-2 | 190 | R-So. | Los Angeles, Calif. (C.E. King HS [TX]) |
| 16 | Jamarrien Burt | DB | 6-0 | 185 | Fr. | Ocala, Fla. (Forest HS) |
| 16 | Brian Darby** | WR | 6-0 | 202 | Jr. | College Station, Texas (A&M Consolidated HS) |
| 17 | Damond Harmon* | DB | 6-0 | 180 | So. | Richmond, Va. (Highland Springs HS) |
| 17 | Marvin Mims Jr.** | WR | 5-11 | 182 | Jr. | Frisco, Texas (Lone Star HS) |
| 18 | Kaden Helms | TE | 6-5 | 225 | Fr. | Bellevue, Neb. (Bellevue West HS) |
| 19 | Ralph Rucker | QB | 6-0 | 207 | R-Fr. | Lucas, Texas (Lovejoy HS) |
| 19 | Maureese Wren | DL | 6-3 | 245 | R-Sr. | Mesquite, Texas (Texas State University) |
| 20 | Clayton Smith | DL | 6-4 | 245 | R-Fr. | Queen City, Texas (Texas HS) |
| 21 | Kendall Dennis | DB | 5-11 | 187 | R-So. | Lakeland, Fla. (Lakeland HS) |
| 21 | Bentavious Thompson | RB | 6-0 | 190 | R-Sr. | Miami, Fla. (UCF) |
| 22 | C.J. Coldon | DB | 5-11 | 179 | R-Sr. | Belleville, Ill. (University of Wyoming) |
| 22 | Daniel Parker | TE | 6-2 | 245 | Sr. | Kansas City, Mo. (University of Missouri) |
| 23 | DaShaun White**** | LB | 6-0 | 222 | Sr. | North Richland Hills, Texas (Richland HS) |
| 24 | Marcus Major** | RB | 6-0 | 225 | R-Jr. | Oklahoma City, Okla. (Millwood HS) |
| 24 | Gentry Williams | DB | 6-0 | 170 | Fr. | Tulsa, Okla. (Booker T. Washington HS) |
| 25 | Justin Broiles**** | DB | 5-11 | 195 | R-Sr. | Oklahoma City, Okla. (John Marshall HS) |
| 25 | Jaden Knowles* | RB | 5-8 | 195 | R-Sr. | Kennedale, Texas (Southwestern Okla. State Univ.) |
| 26 | Kani Walker | DB | 6-2 | 205 | R-Fr. | Suwanee, Ga. (University of Louisville) |
| 27 | Jayden Rowe | DB | 6-2 | 211 | Fr. | Tulsa, Okla. (Union HS) |
| 27 | Gavin Sawchuk | RB | 5-11 | 187 | Fr. | Littleton, Colo. (Valor Christian HS) |
| 28 | Danny Stutsman* | LB | 6-4 | 240 | So. | Windermere, Fla. (Foundation Academy) |
| 29 | Jordan Mukes* | DB | 6-1 | 207 | So. | Midwest City, Okla. (Choctaw HS) |
| 29 | Tawee Walker | RB | 5-9 | 217 | So. | Peoria, Ariz. (Palomar College [Calif.]) |
| 31 | Jalen Redmond** | DL | 6-3 | 292 | R-Jr. | Midwest City, Okla. (Midwest City HS) |
| 31 | Jackson Sumlin* | TE | 6-2 | 220 | R-So. | Tucson, Ariz. (Salpointe Catholic HS) |
| 32 | R Mason Thomas | DL | 6-2 | 222 | Fr. | Fort Lauderdale, Fla. (Cardinal Gibbons HS) |
| 33 | Marcus Stripling*** | DL | 6-3 | 245 | Sr. | Houston, Texas (Mayde Creek HS) |
| 34 | Zach Schmit | K/P | 5-10 | 185 | R-So. | Oklahoma City, Okla. (Bishop McGuinness HS) |
| 36 | Josh Plaster | K/P | 6-0 | 190 | R-Jr. | Flower Mound, Texas (Arizona State Univ.) |
| 36 | Ty Taylor | CB | 5-11 | 180 | R-Sr. | La Marque, Texas (Ablene Christian University) |
| 37 | Justin Harrington | DB | 6-3 | 215 | R-Sr. | Raleigh, N.C. (Bakersfield [Calif.] College) |
| 37 | Michael Turk* | P | 6-0 | 231 | R-Sr. | Dallas, Texas (Arizona State University) |
| 38 | Owen Heinecke | DB | 6-2 | 202 | R-Fr. | Tulsa, Okla. (Ohio State University) |
| 39 | Peter Schuh | DB | 5-7 | 182 | Fr. | Montvale, N.J. (St. Joseph Regional HS) |
| 40 | Ethan Downs* | DL | 6-4 | 260 | So. | Weatherford, Okla. (Weatherford HS) |
| 41 | Jake McCoy** | LB | 6-3 | 228 | R-Jr. | Edmond, Okla. (Edmond North HS) |
| 43 | Ryan Peoples | DB | 5-11 | 187 | R-Sr. | Norman, Okla. (Oklahoma City CC) |
| 44 | Kelvin Gilliam | DL | 6-3 | 293 | R-Fr. | Richmond, Va. (Highland Springs HS) |
| 45 | Kevonte Henry | DL | 6-4 | 220 | Fr. | Los Angeles, Calif. (Leuzinger HS) |
| 46 | Gavin Marshall | K | 6-1 | 195 | Fr. | Frisco, Texas (Frisco HS) |
| 46 | Gabriel McDaniel | DB | 5-10 | 165 | R-So. | Nashville, Tenn. (Middle Tennessee State Univ.) |
| 47 | Brady Braun | P | 6-0 | 235 | Fr. | Indianapolis, Ind. (Bishop Chatard HS) |

| No. | Player | Pos. | Ht. | Wt. | Yr. | Hometown (Previous School) |
|-----|--------------------|------|------|-----|-------|---|
| 48 | Eric Windham | DB | 5-10 | 190 | R-Jr. | Southlake, Texas (Carroll Senior HS) |
| 49 | Pierce Hudgens | DB | 6-1 | 200 | R-So. | Flower Mound, Texas (Flower Mound HS) |
| 50 | Ben Anderson | LS | 6-5 | 240 | Fr. | Charlotte, N.C. (Charlotte Latin School) |
| 51 | Kasey Kelleher**** | LS | 5-11 | 230 | R-Sr. | Peninsula, Ohio (Woodridge HS) |
| 55 | Aaryn Parks | OL | 6-4 | 300 | R-So. | Seat Pleasant, Md. (National Christian Academy) |
| 56 | Gracen Halton | DL | 6-2 | 277 | Fr. | San Diego, Calif. (St. Augustine HS) |
| 56 | Chris Murray** | OL | 6-2 | 308 | Sr. | Palmdale, Calif. (UCLA) |
| 57 | Gunnar Allen | OL | 6-0 | 295 | Fr. | Aledo, Texas (Aledo HS) |
| 58 | Ethan Lane | LS | 5-11 | 230 | R-So. | Dallas, Texas (Jesuit College Prep. School of Dallas) |
| 59 | Savion Byrd | OL | 6-5 | 310 | R-Fr. | Cedar Hill, Texas (Duncanville HS) |
| 60 | Tyler Guyton | OL | 6-7 | 320 | R-So. | Manor, Texas (TCU) |
| 63 | Kyle Ergenbright | OL | 6-5 | 305 | R-Sr. | Midwest City, Okla. (Univ. of Northern Colorado) |
| 64 | Wanya Morris* | OL | 6-6 | 310 | Sr. | Grayson, Ga. (University of Tennessee) |
| 66 | Robert Congel* | OL | 6-4 | 322 | R-Sr. | Greenwood Village, Colo. (Univ. of Arizona) |
| 69 | Nate Anderson | OL | 6-4 | 292 | R-So. | Frisco, Texas (Rick Reedy HS) |
| 70 | Brey Walker*** | OL | 6-7 | 355 | R-Sr. | Moore, Okla. (Westmoore HS) |
| 71 | Anton Harrison** | OL | 6-5 | 315 | Jr. | Washington, D.C. (Archbishop Carroll HS) |
| 72 | McKade Mettauer | OL | 6-4 | 310 | R-Jr. | The Woodlands, Texas (University of California) |
| 73 | Andrew Raym** | OL | 6-4 | 305 | Jr. | Broken Arrow, Okla. (Broken Arrow HS) |
| 74 | Marcus Alexander | OL | 6-4 | 325 | R-Jr. | Sunnyvale, Texas (Sunnyvale HS) |
| 75 | Cullen Montgomery | OL | 6-4 | 330 | R-Fr. | Pearland, Texas (Episcopal HS) |
| 76 | Jacob Sexton | OL | 6-6 | 312 | Fr. | Edmond, Okla. (Deer Creek HS) |
| 77 | Jeffery Johnson | DL | 6-2 | 305 | Sr. | Brookhaven, Miss. (Tulane University) |
| 78 | Marcus Hicks | OL | 6-6 | 302 | R-Jr. | Wichita, Kan. (Northwest HS) |
| 79 | Jake Taylor | OL | 6-6 | 300 | Fr. | Las Vegas, Nev. (Bishop Gorman HS) |
| 81 | Trevon West* | WR | 5-11 | 180 | Jr. | Arlington, Texas (Lamar HS) |
| 82 | Gavin Freeman | WR | 5-8 | 173 | Fr. | Oklahoma City, Okla. (Heritage Hall HS) |
| 83 | Major Melson | WR | 5-10 | 180 | R-So. | Mansfield, Texas (Legacy HS) |
| 84 | Carsten Groos | TE | 6-4 | 240 | R-So. | Austin, Texas (Anderson HS) |
| 85 | Davion Woolen | WR | 6-2 | 188 | Fr. | Frisco, Texas (Wakeland HS) |
| 86 | Cedric Roberts | DL | 6-3 | 275 | Fr. | Pflugerville, Texas (Hendrickson HS) |
| 87 | Jason Llewellyn | TE | 6-5 | 250 | Fr. | Aledo, Texas (Aledo HS) |
| 88 | Dallas Dudley | WR | 6-2 | 190 | Fr. | Flower Mound, Texas (Marcus HS) |
| 88 | Jordan Kelley** | DL | 6-4 | 288 | R-Sr. | Tulsa, Okla. (Union HS) |
| 89 | Damon Smith* | WR | 6-1 | 198 | R-Jr. | Keller, Texas (Keller HS) |
| 90 | Josh Ellison** | DL | 6-3 | 300 | Sr. | College Station, Texas (Blinn College) |
| 91 | Alton Barber | DL | 6-2 | 322 | Fr. | Deerfield Beach, Fla. (Deerfield Beach HS) |
| 92 | Kori Roberson** | DL | 6-3 | 285 | R-Jr. | Houston, Texas (Manvel HS) |
| 93 | Reed Lindsey | DL | 6-4 | 268 | R-Jr. | Clinton, Okla. (Clinton HS) |
| 94 | Isaiah Coe* | DL | 6-2 | 305 | R-Jr. | Homewood, Ill. (Iowa Western CC) |
| 98 | Hayden Bray | DL | 6-4 | 265 | R-Fr. | Austin, Texas (Westlake HS) |

PRONUNCIATION GUIDE

| | | | |
|-----------------|--------------------------|-----------------|-----------------------|
| Jovantae Barnes | jo-VON-tay | McKade Mettauer | meh-TAW-yer |
| Davis Beville | BEV-ull | Wanya Morris | WAHN-yay |
| Savion Byrd | SAY-vee-ahn | Jordan Mukes | MYEWKS (one syllable) |
| Robert Congel | CON-jull | Andrew Raym | RAIM |
| Nick Evers | EV-erz | Kori Roberson | RO-ber-son |
| Jalil Farooq | juh-LIL fuh-RUKE | Peter Schuh | SHOO |
| Carsten Groos | same as the word "gross" | Danny Stutsman | STUHTS-min |
| Damond Harmon | DAY-mond | David Ugwoegbu | uh-GWAY-boo |
| Anton Harrison | AN-tahn | Kani Walker | kuh-NAI |
| Kevonte Henry | kuh-VON-tay | Tawee Walker | TAH-wee |
| Jaren Kanak | JAIR-in CAN-ick | Theo Wease | WEESE |
| Kasey Kelleher | KELL-uh-her | Trevon West | TRAY-von |
| Jonah Lauulu | lah-OO-loo | Davion Woolen | DAY-vee-on |
| Jason Llewellyn | loo-WELL-in | | |

* Indicates number of letters earned at Oklahoma
^ Indicates "super senior" (was also a senior in 2021)
Last updated Oct. 14, 2022
Weights as of Aug. 17, 2022

| No. | Player | Pos. | Ht. | Wt. | Yr. | Hometown (Previous School) |
|------------|--------------------|------|------|-----|----------------------------|---|
| 74 | Marcus Alexander | OL | 6-4 | 325 | R-Jr. | Sunnyvale, Texas (Sunnyvale HS) |
| 57 | Gunnar Allen | OL | 6-0 | 295 | Fr. | Aledo, Texas (Aledo HS) |
| 50 | Ben Anderson | LS | 6-5 | 240 | Fr. | Charlotte, N.C. (Charlotte Latin School) |
| 69 | Nate Anderson | OL | 6-4 | 292 | R-So. | Frisco, Texas (Rick Reedy HS) |
| 4 | Nic Anderson | WR | 6-4 | 200 | Fr. | Katy, Texas (Katy HS) |
| 2 | Jovantae Barnes | RB | 6-0 | 200 | Fr. | Las Vegas, Nev. (Desert Pines HS) |
| 11 | Davis Beville | QB | 6-6 | 225 | R-Jr. | Greenville, S.C. (University of Pittsburgh) |
| 14 | General Booty | QB | 6-2 | 190 | So. | Allen, Texas (Tyler Junior College) |
| 5 | Micah Bowns | QB | 5-11 | 190 | R-So. | Las Vegas, Nev. (Penn State University) |
| 5 | Billy Bowman* | DB | 5-10 | 190 | So. | Denton, Texas (Ryan HS) |
| 47 | Brady Braun | P | 6-0 | 235 | Fr. | Indianapolis, Ind. (Bishop Chatard HS) |
| 98 | Hayden Bray | DL | 6-4 | 265 | R-Fr. | Austin, Texas (Westlake HS) |
| 25 | Justin Broiles**** | DB | 5-11 | 195 | R-Sr.^ | Oklahoma City, Okla. (John Marshall HS) |
| 6 | LV Bunkley-Shelton | WR | 5-11 | 195 | R-So. | Compton, Calif. (Arizona State University) |
| 16 | Jamarrien Burt | DB | 6-0 | 185 | Fr. | Ocala, Fla. (Forest HS) |
| 59 | Savion Byrd | OL | 6-5 | 310 | R-Fr. | Cedar Hill, Texas (Duncanville HS) |
| 94 | Isaiah Coe* | DL | 6-2 | 305 | R-Jr. | Homewood, Ill. (Iowa Western CC) |
| 22 | C.J. Coldon | DB | 5-11 | 185 | R-Sr. | Belleville, Ill. (University of Wyoming) |
| 66 | Robert Congel* | OL | 6-4 | 322 | R-Sr.^ | Greenwood Village, Colo. (Univ. of Arizona) |
| 16 | Brian Darby** | WR | 6-0 | 202 | Jr. | College Station, Texas (A&M Consolidated HS) |
| 4 | Jaden Davis*** | DB | 5-10 | 183 | Sr. | Fort Lauderdale, Fla. (St. Thomas Aquinas HS) |
| 21 | Kendall Dennis | DB | 5-11 | 187 | R-So. | Lakeland, Fla. (Lakeland HS) |
| 40 | Ethan Downs* | DL | 6-4 | 260 | So. | Weatherford, Okla. (Weatherford HS) |
| 88 | Dallas Dudley | WR | 6-2 | 190 | Fr. | Flower Mound, Texas (Marcus HS) |
| 1 | Joshua Eaton** | DB | 6-1 | 183 | Jr. | Houston, Texas (Aldine MacArthur HS) |
| 90 | Josh Ellison** | DL | 6-3 | 300 | Sr. | College Station, Texas (Blinn College) |
| 63 | Kyle Ergenbright | OL | 6-5 | 305 | R-Sr.^ | Midwest City, Okla. (Univ. of Northern Colorado) |
| 7 | Nick Evers | QB | 6-3 | 185 | Fr. | Flower Mound, Texas (Flower Mound HS) |
| 3 | Jalil Farooq* | WR | 6-1 | 203 | So. | Lanham, Md. (Dr. Henry A. Wise Jr. HS) |
| 82 | Gavin Freeman | WR | 5-8 | 173 | Fr. | Oklahoma City, Okla. (Heritage Hall HS) |
| 8 | Dillon Gabriel | QB | 5-11 | 203 | R-Jr. | Milliani, Hawai'i (UCF) |
| 1 | Jayden Gibson | WR | 6-5 | 195 | Fr. | Winter Garden, Fla. (West Orange HS) |
| 44 | Kelvin Gilliam | DL | 6-3 | 293 | R-Fr. | Richmond, Va. (Highland Springs HS) |
| 9 | D.J. Graham** | WR | 6-0 | 190 | Jr. | Fort Worth, Texas (Keller Central HS) |
| 0 | Eric Gray* | RB | 5-10 | 210 | Sr. | Memphis, Tenn. (University of Tennessee) |
| 14 | Reggie Grimes** | DL | 6-4 | 270 | Jr. | Antioch, Tenn. (Ravenwood HS) |
| 84 | Carsten Groos | TE | 6-4 | 240 | R-So. | Austin, Texas (Anderson HS) |
| 60 | Tyler Guyton | OL | 6-7 | 320 | R-So. | Manor, Texas (TCU) |
| 56 | Gracen Halton | DL | 6-2 | 277 | Fr. | San Diego, Calif. (St. Augustine HS) |
| 17 | Diamond Harmon* | DB | 6-0 | 180 | So. | Richmond, Va. (Highland Springs HS) |
| 37 | Justin Harrington | DB | 6-3 | 215 | R-Sr. | Raleigh, N.C. (Bakersfield [Calif.] College) |
| 71 | Anton Harrison** | OL | 6-5 | 315 | Jr. | Washington, D.C. (Archbishop Carroll HS) |
| 38 | Owen Heinecke | DB | 6-2 | 202 | R-Fr. | Tulsa, Okla. (Ohio State University) |
| 18 | Kaden Helms | TE | 6-5 | 225 | Fr. | Bellevue, Neb. (Bellevue West HS) |
| 45 | Kevonte Henry | DL | 6-4 | 220 | Fr. | Los Angeles, Calif. (Leuzinger HS) |
| 13 | J.J. Hester | WR | 6-4 | 200 | R-So. | Tulsa, Okla. (University of Missouri) |
| 78 | Marcus Hicks | OL | 6-6 | 302 | R-Jr. | Wichita, Kan. (Northwest HS) |
| 49 | Pierce Hudgens | DB | 6-1 | 200 | R-So. | Flower Mound, Texas (Flower Mound HS) |
| 77 | Jeffery Johnson | DL | 6-2 | 305 | Sr.^ | Brookhaven, Miss. (Tulane University) |
| 7 | Jaren Kanak | LB | 6-2 | 225 | Fr. | Hays, Kan. (Hays HS) |
| 51 | Kasey Kelleher**** | LS | 5-11 | 230 | R-Sr.^ | Peninsula, Ohio (Woodridge HS) |
| 88 | Jordan Kelley** | DL | 6-4 | 288 | R-Sr. | Tulsa, Okla. (Union HS) |
| 25 | Jaden Knowles* | RB | 5-8 | 195 | R-Sr. | Kennedale, Texas (Southwestern Okla. State Univ.) |
| 58 | Ethan Lane | LS | 5-11 | 230 | R-So. | Dallas, Texas (Jesuit College Prep. School of Dallas) |
| 8 | Jonah Laulu | DL | 6-5 | 265 | R-Sr. | Las Vegas, Nev. (University of Hawai'i) |
| 12 | Key Lawrence* | DB | 6-1 | 210 | Jr. | Nashville, Tenn. (University of Tennessee) |
| 10 | Kip Lewis | LB | 6-1 | 201 | Fr. | Carthage, Texas (Carthage HS) |
| 93 | Reed Lindsey | DL | 6-4 | 268 | R-Jr. | Clinton, Okla. (Clinton HS) |
| 87 | Jason Llewellyn | TE | 6-5 | 250 | Fr. | Aledo, Texas (Aledo HS) |
| 24 | Marcus Major** | RB | 6-0 | 220 | R-Jr. | Oklahoma City, Okla. (Millwood HS) |
| 46 | Gavin Marshall | K | 6-1 | 195 | Fr. | Frisco, Texas (Frisco HS) |
| 41 | Jake McCoy** | LB | 6-3 | 228 | R-Jr. | Edmond, Okla. (Edmond North HS) |
| 46 | Gabriel McDaniel | DB | 5-10 | 165 | R-So. | Nashville, Tenn. (Middle Tennessee State Univ.) |
| 11 | Kobie McKinzie | LB | 6-2 | 238 | Fr. | Lubbock, Texas (Lubbock-Cooper HS) |
| 83 | Major Melson | WR | 5-10 | 180 | R-So. | Mansfield, Texas (Legacy HS) |
| 72 | McKade Mettauer | OL | 6-4 | 310 | R-Jr. | The Woodlands, Texas (University of California) |
| 17 | Marvin Mims Jr.** | WR | 5-11 | 182 | Jr. | Frisco, Texas (Lone Star HS) |
| 75 | Cullen Montgomery | OL | 6-4 | 330 | R-Fr. | Pearland, Texas (Episcopal HS) |
| 64 | Wanya Morris* | OL | 6-6 | 310 | Sr. | Grayson, Ga. (University of Tennessee) |
| 6 | Trey Morrison | DB | 5-9 | 188 | Sr.^ | Norcross, Ga. (University of North Carolina) |
| 29 | Jordan Mukes* | DB | 6-1 | 207 | So. | Midwest City, Okla. (Choctaw HS) |
| 56 | Chris Murray** | OL | 6-2 | 308 | Sr.^ | Palmdale, Calif. (UCLA) |
| No. Player | Pos. | Ht. | Wt. | Yr. | Hometown (Previous School) | |

| | | | | | | |
|----|------------------------|-----|------|-----|--------|---|
| 22 | Daniel Parker | TE | 6-2 | 245 | Sr.^ | Kansas City, Mo. (University of Missouri) |
| 55 | Aaryn Parks | OL | 6-4 | 300 | R-So. | Seat Pleasant, Md. (National Christian Academy) |
| 43 | Ryan Peoples | DB | 5-11 | 187 | R-Sr. | Norman, Okla. (Oklahoma City CC) |
| 36 | Josh Plaster | K/P | 6-0 | 190 | R-Jr. | Flower Mound, Texas (Arizona State Univ.) |
| 73 | Andrew Raym** | OL | 6-4 | 305 | Jr. | Broken Arrow, Okla. (Broken Arrow HS) |
| 31 | Jalen Redmond** | DL | 6-3 | 292 | R-Jr. | Midwest City, Okla. (Midwest City HS) |
| 92 | Kori Roberson** | DL | 6-3 | 285 | R-Jr. | Houston, Texas (Manvel HS) |
| 86 | Cedric Roberts | DL | 6-3 | 275 | Fr. | Pflugerville, Texas (Hendrickson HS) |
| 27 | Jayden Rowe | DB | 6-2 | 211 | Fr. | Tulsa, Okla. (Union HS) |
| 19 | Ralph Rucker | QB | 6-0 | 207 | R-Fr. | Lucas, Texas (Lovejoy HS) |
| 27 | Gavin Sawchuk | RB | 5-11 | 187 | Fr. | Littleton, Colo. (Valor Christian HS) |
| 34 | Zach Schmit | K/P | 5-10 | 185 | R-So. | Oklahoma City, Okla. (Bishop McGuinness HS) |
| 39 | Peter Schuh | DB | 5-7 | 182 | Fr. | Montvale, N.J. (St. Joseph Regional HS) |
| 76 | Jacob Sexton | OL | 6-6 | 312 | Fr. | Edmond, Okla. (Deer Creek HS) |
| 20 | Clayton Smith | DL | 6-4 | 245 | R-Fr. | Queen City, Texas (Texas HS) |
| 89 | Damon Smith* | WR | 6-1 | 198 | R-Jr. | Keller, Texas (Keller HS) |
| 3 | Robert Spears-Jennings | DB | 6-1 | 208 | Fr. | Broken Arrow, Okla. (Broken Arrow HS) |
| 12 | Drake Stoops*** | WR | 5-10 | 190 | R-Sr. | Norman, Okla. (Norman North HS) |
| 33 | Marcus Stripling*** | DL | 6-3 | 245 | Sr. | Houston, Texas (Mayde Creek HS) |
| 28 | Danny Stutsman* | LB | 6-4 | 240 | So. | Windermere, Fla. (Foundation Academy) |
| 31 | Jackson Sumlin* | TE | 6-2 | 220 | R-So. | Tucson, Ariz. (Salpointe Catholic HS) |
| 91 | Alton Tarber | DL | 6-2 | 322 | Fr. | Deerfield Beach, Fla. (Deerfield Beach HS) |
| 79 | Jake Taylor | OL | 6-6 | 300 | Fr. | Las Vegas, Nev. (Bishop Gorman HS) |
| 36 | Ty Taylor | DB | 5-11 | 180 | R-Sr. | La Marque, Texas (Abilene Christian University) |
| 32 | R Mason Thomas | DL | 6-2 | 222 | Fr. | Fort Lauderdale, Fla. (Cardinal Gibbons HS) |
| 21 | Bentavious Thompson | RB | 6-0 | 190 | R-Sr.^ | Miami, Fla. (UCF) |
| 37 | Michael Turk* | P | 6-0 | 231 | R-Sr.^ | Dallas, Texas (Arizona State University) |
| 2 | David Ugwoegbu*** | LB | 6-4 | 250 | Sr. | Katy, Texas (Seven Lakes HS) |
| 70 | Brey Walker*** | OL | 6-7 | 355 | R-Sr. | Moore, Okla. (Westmoore HS) |
| 26 | Kani Walker | DB | 6-2 | 205 | R-Fr. | Suwanee, Ga. (University of Louisville) |
| 29 | Tawee Walker | RB | 5-9 | 217 | So. | Peoria, Ariz. (Palomar College [Calif.]) |
| 15 | Bryson Washington* | DB | 6-2 | 190 | R-So. | Los Angeles, Calif. (C.E. King HS [TX]) |
| 0 | Woodi Washington** | DB | 5-11 | 196 | R-Jr. | Murfreesboro, Tenn. (Oakland HS) |
| 10 | Theo Wease** | WR | 6-3 | 205 | R-Jr. | Allen, Texas (Allen HS) |
| 81 | Trevon West* | WR | 5-11 | 180 | Jr. | Arlington, Texas (Lamar HS) |
| 23 | DaShaun White**** | LB | 6-0 | 222 | Sr.^ | North Richland Hills, Texas (Richland HS) |
| 13 | Shane Whitter** | LB | 6-0 | 225 | Jr. | Burlington, N.C. (Walter M. Williams HS) |
| 24 | Gentry Williams | DB | 6-0 | 175 | Fr. | Tulsa, Okla. (Booker T. Washington HS) |
| 9 | Brayden Willis**** | TE | 6-4 | 240 | Sr.^ | Arlington, Texas (James Martin HS) |
| 48 | Eric Windham | DB | 5-10 | 190 | R-Jr. | Southlake, Texas (Carroll Senior HS) |
| 85 | Davion Woolen | WR | 6-2 | 188 | Fr. | Frisco, Texas (Wakeland HS) |
| 19 | Maureese Wren | DL | 6-3 | 245 | R-Sr. | Mesquite, Texas (Texas State University) |

COACHING STAFF

| | |
|------------------------------|---|
| Brent Venables | Head Coach |
| Jeff Lebby | Offensive Coordinator/Quarterbacks |
| Ted Roof | Defensive Coordinator/Linebackers |
| Todd Bates | Associate Head Coach/Co-Def. Coord./Run Defense/Defensive Tackles |
| Bill Bedenbaugh (BEE-din-bo) | Offensive Line |
| Miguel Chavis (CHAY-viss) | Defensive Ends |
| Joe Jon Finley | Tight Ends |
| Brandon Hall | Safeties |
| DeMarco Murray | Running Backs |
| Jay Valai (vuh-LIE) | Co-Def. Coord./Pass Defense/Cornerbacks and Nickelbacks |
| L'Damian Washington | Wide Receivers (Interim) |

* Indicates number of letters earned at Oklahoma
^ Indicates "super senior" (was also a senior in 2021)
Last updated Oct. 14, 2022
Weights as of Aug. 17, 2022

DEPTH CHART

OFFENSE

| | | |
|-------------|----|---|
| QB | 8 | Dillon Gabriel (5-11, 203, R-Jr.) |
| | 11 | Davis Beville (6-6, 225, R-Jr.) |
| | 14 | General Booty (6-2, 190, So.) OR |
| | 7 | Nick Evers (6-3, 185, Fr.) |
| RB | 0 | Eric Gray (5-10, 210, Sr.) |
| | 24 | Marcus Major (6-0, 220, R-Jr.) |
| | 29 | Tawee Walker (5-9, 217, So.) OR |
| | 2 | Jovantae Barnes (6-0, 200, Fr.) |
| TE | 9 | Brayden Willis (6-4, 240, Sr.^) |
| | 22 | Daniel Parker (6-2, 245, Sr.^) |
| | 18 | Kaden Helms (6-5, 225, Fr.) |
| | 87 | Jason Llewellyn (6-5, 250, Fr.) |
| WR | 10 | Theo Wease (6-3, 205, R-Jr.) |
| | 1 | Jayden Gibson (6-5, 195, Fr.) |
| | 81 | Trevon West (5-11, 180, Jr.) |
| LT | 71 | Anton Harrison (6-5, 315, Jr.) |
| | 60 | Tyler Guyton (6-7, 320, R-So.) |
| | 55 | Aaryn Parks (6-4, 300, R-So.) |
| LG | 72 | McKade Mettauer (6-4, 310, R-Jr.) |
| | 59 | Savion Byrd (6-5, 310, R-Fr.) OR |
| | 70 | Brey Walker (6-7, 355, R-Sr.) |
| C | 73 | Andrew Raym (6-4, 305, Jr.) |
| | 66 | Robert Congel (6-4, 322, R-Sr.^) |
| | 69 | Nate Anderson (6-4, 292, R-So.) |
| RG | 56 | Chris Murray (6-2, 308, Sr.^) |
| | 79 | Jake Taylor (6-6, 300, Fr.) |
| | 74 | Marcus Alexander (6-4, 325, R-Jr.) |
| RT | 64 | Wanya Morris (6-6, 310, Sr.) |
| | 76 | Jacob Sexton (6-6, 312, Fr.) |
| SLOT | 17 | Marvin Mims Jr. (5-11, 182, Jr.) |
| | 12 | Drake Stoops (5-10, 190, R-Sr.) |
| | 6 | LV Bunkley-Shelton (5-11, 195, R-So.) |
| | 82 | Gavin Freeman (5-8, 173, Fr.) |
| WR | 3 | Jalil Farooq (6-1, 203, So.) |
| | 13 | J.J. Hester (6-4, 200, R-So.) OR |
| | 4 | Nic Anderson (6-4, 200, Fr.) |

DEFENSE

| | | |
|----------------|----|--|
| DE | 14 | Reggie Grimes (6-4, 270, Jr.) |
| | 33 | Marcus Stripling (6-3, 245, Sr.) OR |
| | 32 | R Mason Thomas (6-2, 222, Fr.) |
| | | |
| DT | 88 | Jordan Kelley (6-4, 288, R-Sr.) OR |
| | 31 | Jalen Redmond (6-3, 292, R-Jr.) |
| | 90 | Josh Ellison (6-3, 300, Sr.) |
| | 56 | Gracen Halton (6-2, 277, Fr.) |
| NT | 77 | Jeffery Johnson (6-2, 305, Sr.^) OR |
| | 94 | Isaiah Coe (6-2, 305, R-Jr.) |
| | 44 | Kelvin Gilliam (6-3, 293, R-Fr.) |
| | 56 | Gracen Halton (6-2, 277, Fr.) |
| DE | 40 | Ethan Downs (6-4, 260, So.) |
| | 8 | Jonah Lauulu (6-5, 265, R-Sr.) OR |
| | 32 | R Mason Thomas (6-2, 222, Fr.) |
| MIKE | 2 | David Ugwoegbu (6-4, 250, Sr.) |
| | 41 | Jake McCoy (6-3, 228, R-Jr.) OR |
| | 7 | Jaren Kanak (6-2, 225, Fr.) |
| WILL | 28 | Danny Stutsman (6-4, 240, So.) |
| | 10 | Kip Lewis (6-1, 201, Fr.) |
| CHEETAH | 23 | DaShaun White (6-0, 222, Sr.^) |
| | 37 | Justin Harrington (6-3, 215, R-Sr.) |
| CB | 4 | Jaden Davis (5-10, 183, Sr.) |
| | 21 | Kendall Dennis (5-11, 187, R-So.) |
| | 1 | Joshua Eaton (6-1, 183, Jr.) OR |
| | 22 | C.J. Coldon (5-11, 179, R-Sr.) |
| SS | 5 | Billy Bowman (5-10, 190, So.) |
| | 6 | Trey Morrison (5-9, 188, Sr.^) OR |
| | 17 | Damond Harmon (6-0, 180, So.) |
| FS | 12 | Key Lawrence (6-1, 210, Jr.) OR |
| | 25 | Justin Broiles (5-11, 195, R-Sr.^) |
| | 3 | Robert Spears-Jennings (6-1, 208, Fr.) OR |
| | 17 | Damond Harmon (6-0, 180, So.) |
| CB | 0 | Woodi Washington (5-11, 196, R-Jr.) |
| | 26 | Kani Walker (6-2, 205, R-Fr.) |

SPECIALISTS

| | | |
|-----------|----|--|
| K | 34 | Zach Schmit (5-10, 185, R-So.) |
| | 46 | Gavin Marshall (6-1, 195, Fr.) |
| P | 37 | Michael Turk (6-0, 231, R-Sr.^) |
| | 36 | Josh Plaster (6-0, 190, R-Jr.) |
| KO | 34 | Zach Schmit (5-10, 185, R-So.) |
| | 46 | Gavin Marshall (6-1, 195, Fr.) |
| KR | 24 | Marcus Major (6-0, 225, R-Jr.) OR |
| | 3 | Jalil Farooq (6-1, 203, So.) |
| | 82 | Gavin Freeman (5-8, 173, Fr.) |
| PR | 17 | Marvin Mims Jr. (5-11, 182, Jr.) OR |
| | 0 | Eric Gray (5-10, 210, Sr.) OR |
| | 6 | LV Bunkley-Shelton (5-11, 195, R-So.) |
| LS | 51 | Kasey Kelleher (5-11, 230, R-Sr.^) |
| | 50 | Ben Anderson (6-5, 240, Fr.) |
| H | 37 | Michael Turk (6-0, 231, R-Sr.^) |
| | 36 | Josh Plaster (6-0, 190, R-Jr.) |

CAREER STATS

#2 RB JOVANTAE BARNES

| YEAR | GP-GS | RUSH | AVG | TD | LG | REC | AVG | TD | LG |
|--------|-------|--------|-----|----|----|------|-----|----|----|
| 2022 | 7-0 | 72-316 | 4.4 | 4 | 31 | 4-21 | 5.3 | 0 | 13 |
| Career | 7-0 | 72-316 | 4.4 | 4 | 31 | 4-21 | 5.3 | 0 | 13 |

#11 QB DAVIS BEVILLE (*AT PITT)

| YEAR | GP-GS | C-A | PCT | YDS | AVG/G | TD | INT | LG | RUSH | YDS | AVG | TD | LG |
|--------|-------|-------|------|-----|-------|----|-----|----|------|-----|------|----|----|
| 2020* | 6-0 | 5-10 | 50.0 | 30 | 5.0 | 0 | 0 | 16 | 4 | -9 | -2.3 | 0 | 10 |
| 2021* | 3-0 | 17-22 | 77.0 | 207 | 69.0 | 1 | 1 | 52 | 7 | -30 | -4.3 | 0 | 8 |
| 2022 | 5-1 | 15-30 | 50.0 | 102 | 20.4 | 0 | 1 | 16 | 15 | -15 | -1.0 | 0 | 13 |
| Career | 14-1 | 37-62 | 59.7 | 339 | 24.2 | 1 | 2 | 52 | 26 | -54 | -2.1 | 0 | 13 |

#5 DB BILLY BOWMAN

| YEAR | GP-GS | UT | AT | TOTAL | TFL | SACKS | INT | FF | FR | PBU |
|--------|-------|----|----|-------|-------|-------|-----|----|----|-----|
| 2021 | 11-7 | 14 | 8 | 22 | 1.5-5 | 0.0-0 | 0-0 | 1 | 0 | 2 |
| 2022 | 5-5 | 22 | 12 | 34 | 0.0-0 | 0.0-0 | 0-0 | 1 | 2 | 4 |
| Career | 16-12 | 36 | 20 | 56 | 1.5-5 | 0.0-0 | 0-0 | 2 | 2 | 6 |

#25 DB JUSTIN BROILES

| YEAR | GP-GS | UT | AT | TOTAL | TFL | SACKS | INT | FF | FR | PBU |
|--------|-------|----|----|-------|------------|-------|------|----|----|-----|
| 2017 | | | | | REDSHIRTED | | | | | |
| 2018 | 11-5 | 14 | 10 | 24 | 1.5-3 | 0.0-0 | 0-0 | 0 | 0 | 2 |
| 2019 | 14-1 | 17 | 9 | 26 | 1.0-1 | 0.0-0 | 0-0 | 0 | 0 | 1 |
| 2020 | 6-0 | 4 | 2 | 6 | 0.0-0 | 0.0-0 | 0-0 | 0 | 0 | 0 |
| 2021 | 13-9 | 25 | 30 | 55 | 3.5-13 | 0.0-0 | 2-14 | 0 | 2 | 2 |
| 2022 | 7-6 | 18 | 19 | 37 | 1.0-3 | 0.0-0 | 0-0 | 0 | 0 | 1 |
| Career | 51-21 | 78 | 70 | 148 | 7.0-20 | 0.0-0 | 2-14 | 0 | 2 | 6 |

#6 WR LV BUNKLEY-SHELTON (*AT ARIZONA STATE)

| YEAR | GP-GS | REC | YDS | AVG | TD | LONG |
|--------|-------|-----|-----|------|----|------|
| 2020* | 4-1 | 11 | 100 | 9.1 | 0 | 22 |
| 2021* | 13-7 | 33 | 418 | 12.7 | 2 | 59 |
| 2022 | 6-0 | 1 | 10 | 10.0 | 0 | 10 |
| Career | 23-8 | 45 | 528 | 11.7 | 2 | 59 |

#94 DL ISAIAH COE

| YEAR | GP-GS | UT | AT | TOTAL | TFL | SACKS | INT | FF | FR | PBU |
|--------|-------|----|----|-------|--------|--------|-----|----|----|-----|
| 2021 | 12-0 | 4 | 5 | 9 | 4.5-9 | 1.0-3 | 0-0 | 0 | 0 | 0 |
| 2022 | 7-3 | 6 | 3 | 9 | 4.0-12 | 1.0-8 | 0-0 | 0 | 0 | 0 |
| Career | 19-3 | 10 | 8 | 18 | 8.5-21 | 2.0-11 | 0-0 | 0 | 0 | 0 |

#22 DB C.J. COLDON (*AT WYOMING)

| YEAR | GP-GS | UT | AT | TOTAL | TFL | SACKS | INT | FF | FR | PBU |
|--------|-------|----|----|-------|------------|-------|------|----|----|-----|
| 2017* | | | | | REDSHIRTED | | | | | |
| 2018* | 3-0 | 6 | 3 | 9 | 0.0-0 | 0.0-0 | 0-0 | 0 | 0 | 1 |
| 2019* | 3-3 | 11 | 3 | 14 | 1.0-2 | 0.0-0 | 0-0 | 0 | 1 | 2 |
| 2020* | 6-6 | 17 | 9 | 26 | 1.0-2 | 0.0-0 | 2-1 | 0 | 0 | 5 |
| 2021* | 12-12 | 47 | 18 | 65 | 0.0-0 | 0.0-0 | 0-0 | 0 | 0 | 9 |
| 2022 | 6-0 | 6 | 3 | 9 | 1.0-3 | 0.0-0 | 2-20 | 0 | 0 | 0 |
| Career | 31-19 | 88 | 38 | 126 | 2.0-4 | 0.0-0 | 4-21 | 0 | 1 | 17 |

#16 WR BRIAN DARBY

| YEAR | GP-GS | REC | YDS | AVG | TD | LONG |
|--------|-------|-----|-----|------|----|------|
| 2020 | 8-0 | 1 | 14 | 14.0 | 0 | 14 |
| 2021 | 7-0 | 7 | 102 | 14.6 | 2 | 42 |
| 2022 | 2-0 | 0 | 0 | — | 0 | — |
| Career | 17-0 | 8 | 116 | 14.5 | 2 | 42 |

#4 DB JADEN DAVIS

| YEAR | GP-GS | UT | AT | TOTAL | TFL | SACKS | INT | FF | FR | PBU |
|--------|-------|----|----|-------|-------|-------|-----|----|----|-----|
| 2019 | 14-1 | 26 | 7 | 33 | 0.0-0 | 0.0-0 | 1-0 | 0 | 0 | 1 |
| 2020 | 10-6 | 10 | 1 | 11 | 0.0-0 | 0.0-0 | 0-0 | 0 | 0 | 5 |
| 2021 | 13-6 | 21 | 4 | 25 | 0.0-0 | 0.0-0 | 0-0 | 0 | 0 | 2 |
| 2022 | 7-7 | 11 | 12 | 23 | 1.0-6 | 0.0-0 | 0-0 | 0 | 0 | 0 |
| Career | 43-20 | 68 | 23 | 91 | 1.0-6 | 0.0-0 | 1-0 | 0 | 0 | 8 |

#40 DL ETHAN DOWNS

| YEAR | GP-GS | UT | AT | TOTAL | TFL | SACKS | INT | FF | FR | PBU |
|--------|-------|----|----|-------|--------|--------|-----|----|----|-----|
| 2021 | 13-0 | 9 | 5 | 14 | 3.0-9 | 0.5-3 | 0-0 | 1 | 0 | 0 |
| 2022 | 7-7 | 7 | 9 | 16 | 6.0-25 | 2.5-15 | 0-0 | 0 | 0 | 2 |
| Career | 20-7 | 16 | 14 | 30 | 9.0-34 | 3.0-18 | 0-0 | 1 | 0 | 2 |

#1 DB JOSHUA EATON

| YEAR | GP-GS | UT | AT | TOTAL | TFL | SACKS | INT | FF | FR | PBU |
|--------|-------|----|----|-------|-------|-------|-----|----|----|-----|
| 2020 | 5-0 | 2 | 2 | 4 | 0.0-0 | 0.0-0 | 0-0 | 0 | 0 | 0 |
| 2021 | 10-0 | 3 | 0 | 3 | 0.0-0 | 0.0-0 | 0-0 | 0 | 0 | 0 |
| 2022 | 2-0 | 0 | 0 | 0 | 0.0-0 | 0.0-0 | 0-0 | 0 | 0 | 0 |
| Career | 17-0 | 5 | 2 | 7 | 0.0-0 | 0.0-0 | 0-0 | 0 | 0 | 0 |

#90 DL JOSH ELLISON

| YEAR | GP-GS | UT | AT | TOTAL | TFL | SACKS | INT | FF | FR | PBU |
|--------|-------|----|----|-------|--------|--------|-----|----|-----|-----|
| 2020 | 11-2 | 7 | 9 | 16 | 1.0-6 | 0.5-5 | 0-0 | 0 | 1-0 | 1 |
| 2021 | 13-4 | 4 | 12 | 16 | 2.0-8 | 1.0-5 | 0-0 | 0 | 0 | 0 |
| 2022 | 7-0 | 2 | 6 | 8 | 1.5-1 | 0.0-0 | 0-0 | 0 | 0 | 0 |
| Career | 31-6 | 13 | 27 | 40 | 4.5-15 | 1.5-10 | 0-0 | 0 | 1-0 | 1 |

#7 QB NICK EVERS

| YEAR | GP-GS | C-A | PCT | YDS | AVG/G | TD | INT | LG | RUSH | YDS | AVG | TD | LG |
|--------|-------|-----|-----|-----|-------|----|-----|----|------|-----|-----|----|----|
| 2022 | 1-0 | 0-1 | 0.0 | 0 | 0.0 | 0 | 0 | 0 | 0 | 0 | 0.0 | 0 | - |
| Career | 1-0 | 0-1 | 0.0 | 0 | 0.0 | 0 | 0 | 0 | 0 | 0 | 0.0 | 0 | - |

#3 WR JALIL FAROOQ

| YEAR | GP-GS | RUSH | AVG | TD | LG | REC | AVG | TD | LG |
|--------|-------|------|-----|----|----|--------|------|----|----|
| 2021 | 8-0 | 0-0 | 0.0 | 0 | - | 4-69 | 17.3 | 0 | 30 |
| 2022 | 7-5 | 7-68 | 9.7 | 0 | 24 | 16-195 | 12.2 | 1 | 30 |
| Career | 15-5 | 7-68 | 9.7 | 0 | 24 | 20-264 | 13.2 | 1 | 30 |

#82 WR GAVIN FREEMAN

| YEAR | GP-GS | RUSH | AVG | TD | LG | REC | AVG | TD | LG |
|--------|-------|------|------|----|----|------|------|----|----|
| 2022 | 7-0 | 2-48 | 24.0 | 1 | 46 | 2-42 | 21.0 | 0 | 41 |
| Career | 7-0 | 2-48 | 24.0 | 1 | 46 | 2-42 | 21.0 | 0 | 41 |

#8 QB DILLON GABRIEL (*AT UCF)

| YEAR | GP-GS | C-A | PCT | YDS | AVG/G | TD | INT | LG | RUSH | YDS | AVG | TD | LG |
|--------|-------|-----------|------|-------|-------|----|-----|----|------|-----|-----|----|----|
| 2019* | 13-12 | 236-398 | 59.3 | 3,653 | 281.0 | 29 | 7 | 75 | 71 | 78 | 1.1 | 4 | 22 |
| 2020* | 10-10 | 248-413 | 60.0 | 3,570 | 357.0 | 32 | 4 | 93 | 72 | 169 | 2.3 | 2 | 28 |
| 2021* | 3-3 | 70-102 | 68.6 | 814 | 271.3 | 9 | 3 | 47 | 24 | 125 | 5.2 | 2 | 44 |
| 2022 | 6-6 | 114-175 | 65.1 | 1,618 | 269.7 | 13 | 1 | 78 | 35 | 163 | 4.7 | 3 | 61 |
| Career | 32-31 | 668-1,088 | 61.4 | 9,655 | 301.7 | 83 | 15 | 93 | 202 | 535 | 2.6 | 11 | 61 |

#44 DL KELVIN GILLIAM

| YEAR | GP-GS | UT | AT | TOTAL | TFL | SACKS | INT | FF | FR | PBU |
|--------|-------|----|----|-------|-------|-------|-----|----|----|-----|
| 2021 | 4-0 | 1 | 1 | 2 | 0.0-0 | 0.0-0 | 0-0 | 0 | 0 | 0 |
| 2022 | 7-0 | 2 | 3 | 5 | 0.5-2 | 0.0-0 | 0-0 | 0 | 0 | 0 |
| Career | 11-0 | 3 | 4 | 7 | 0.5-2 | 0.0-0 | 0-0 | 0 | 0 | 0 |

#9 WR D.J. GRAHAM

| YEAR | GP-GS | UT | AT | TOTAL | TFL | SACKS | INT | FF | FR | PBU |
|--------|-------|----|----|-------|-------|-------|-----|----|----|-----|
| 2020 | 8-1 | 15 | 6 | 21 | 1.0-3 | 0.0-0 | 1-8 | 0 | 0 | 1 |
| 2021 | 12-10 | 24 | 13 | 37 | 0.0-0 | 0.0-0 | 1-0 | 1 | 0 | 2 |
| 2022 | 6-1 | 5 | 9 | 14 | 0.0-0 | 0.0-0 | 0-0 | 0 | 0 | 2 |
| Career | 26-12 | 45 | 28 | 73 | 1.0-3 | 0.0-0 | 2-8 | 1 | 0 | 5 |

#0 RB ERIC GRAY (*AT TENNESSEE)

| YEAR | GP-GS | RUSH | AVG | TD | LG | REC | AVG | TD | LG |
|--------|-------|-----------|-----|----|----|--------|------|----|----|
| 2019* | 13-0 | 101-539 | 5.3 | 4 | 94 | 13-115 | 8.8 | 1 | 23 |
| 2020* | 9-5 | 157-772 | 4.9 | 4 | 33 | 30-254 | 8.5 | 2 | 31 |
| 2021 | 13-6 | 78-412 | 5.3 | 2 | 48 | 23-229 | 10.0 | 2 | 38 |
| 2022 | 7-7 | 97-695 | 7.2 | 5 | 44 | 14-105 | 7.5 | 0 | 24 |
| Career | 42-18 | 433-2,418 | 5.6 | 15 | 94 | 80-703 | 8.8 | 5 | 38 |

#14 DL REGGIE GRIMES

| YEAR | GP-GS | UT | AT | TOTAL | TFL | SACKS | INT | FF | FR | PBU |
|--------|-------|----|----|-------|--------|--------|-----|----|----|-----|
| 2020 | 8-0 | 4 | 1 | 5 | 1.0-1 | 1.0-1 | 0-0 | 0 | 0 | 0 |
| 2021 | 13-5 | 10 | 8 | 18 | 2.5-17 | 2.0-17 | 0-0 | 2 | 0 | 1 |
| 2022 | 7-7 | 7 | 6 | 13 | 6.0-36 | 4.0-31 | 0-0 | 1 | 0 | 0 |
| Career | 28-12 | 21 | 15 | 36 | 9.5-54 | 7.0-49 | 0-0 | 3 | 0 | 1 |

#84 TE CARSTEN GROOS

| YEAR | GP-GS | REC | YDS | AVG | TD | LONG |
|--------|-------|-----|-----|-----|----|------|
| 2021 | 3-0 | 1 | 8 | 8.0 | 0 | 8 |
| Career | 3-0 | 1 | 8 | 8.0 | 0 | 8 |

#56 DL GRACEN HALTON

| YEAR | GP-GS | UT | AT | TOTAL | TFL | SACKS | INT | FF | FR | PBU |
|--------|-------|----|----|-------|-------|-------|-----|----|----|-----|
| 2022 | 6-0 | 1 | 7 | 8 | 1.0-3 | 0.0-0 | 0-0 | 0 | 0 | 0 |
| Career | 6-0 | 1 | 7 | 8 | 1.0-3 | 0.0-0 | 0-0 | 0 | 0 | 0 |

#17 DB DAMOND HARMON

| YEAR | GP-GS | UT | AT | TOTAL | TFL | SACKS | INT | FF | FR | PBU |
|--------|-------|----|----|-------|-------|-------|-----|----|----|-----|
| 2021 | 7-0 | 2 | 2 | 4 | 0.0-0 | 0.0-0 | 0-0 | 0 | 0 | 0 |
| 2022 | 5-2 | 4 | 10 | 14 | 0.0-0 | 0.0-0 | 0-0 | 0 | 0 | 0 |
| Career | 12-2 | 6 | 12 | 18 | 0.0-0 | 0.0-0 | 0-0 | 0 | 0 | 0 |

#37 DB JUSTIN HARRINGTON

| YEAR | GP-GS | UT | AT | TOTAL | TFL | SACKS | INT | FF | FR | PBU |
|---------------|-------------|----------|-----------|-----------|--------------|--------------|-------------|----------|----------|----------|
| 2020 | | | | | REDSHIRTED | | | | | |
| 2021 | 4-0 | 0 | 0 | 0 | 0.0-0 | 0.0-0 | 0-0 | 0 | 0 | 0 |
| 2022 | 7-0 | 9 | 11 | 20 | 0.0-0 | 0.0-0 | 1-22 | 0 | 0 | 2 |
| Career | 11-0 | 9 | 11 | 20 | 0.0-0 | 0.0-0 | 1-22 | 0 | 0 | 2 |

#13 WR J.J. HESTER (*AT MISSOURI)

| YEAR | GP-GS | REC | YDS | AVG | TD | LONG |
|---------------|-------------|-----------|------------|-------------|----------|-----------|
| 2020* | | | | REDSHIRTED | | |
| 2021* | 13-1 | 12 | 225 | 18.5 | 2 | 65 |
| 2022 | 3-0 | 1 | 13 | 13.0 | 0 | 13 |
| Career | 16-1 | 13 | 238 | 18.3 | 2 | 65 |

#77 DL JEFFERY JOHNSON (*AT TULANE)

| YEAR | GP-GS | UT | AT | TOTAL | TFL | SACKS | INT | FF | FR | PBU |
|---------------|--------------|-----------|-----------|------------|----------------|---------------|----------|----------|----------|----------|
| 2018* | 13-12 | 13 | 17 | 30 | 1.0-2 | 0.5-1 | 0 | 0 | 0 | 1 |
| 2019* | 12-8 | 14 | 15 | 29 | 3.0-19 | 2.5-17 | 0 | 0 | 1 | 0 |
| 2020* | 12-12 | 16 | 17 | 33 | 6.0-23 | 3.5-18 | 0 | 0 | 2 | 0 |
| 2021* | 12-12 | 20 | 24 | 44 | 4.0-19 | 1.5-10 | 0 | 0 | 0 | 0 |
| 2022 | 7-4 | 4 | 5 | 9 | 1.0-2 | 0.0-0 | 0 | 0 | 0 | 0 |
| Career | 56-48 | 68 | 77 | 145 | 16.0-65 | 8.0-46 | 0 | 0 | 3 | 0 |

#7 LB JAREN KANAK

| YEAR | GP-GS | UT | AT | TOTAL | TFL | SACKS | INT | FF | FR | PBU |
|---------------|------------|----------|-----------|-----------|--------------|--------------|------------|----------|----------|----------|
| 2022 | 7-0 | 6 | 15 | 21 | 0.5-1 | 0.0-0 | 0-0 | 1 | 1 | 0 |
| Career | 7-0 | 6 | 15 | 21 | 0.5-1 | 0.0-0 | 0-0 | 1 | 1 | 0 |

#88 DL JORDAN KELLEY

| YEAR | GP-GS | UT | AT | TOTAL | TFL | SACKS | INT | FF | FR | PBU |
|---------------|-------------|----------|-----------|-----------|---------------|--------------|------------|----------|----------|----------|
| 2018 | 2-0 | 0 | 2 | 2 | 0.0-0 | 0.0-0 | 0-0 | 0 | 0 | 0 |
| 2019 | 1-0 | 0 | 0 | 0 | 0.0-0 | 0.0-0 | 0-0 | 0 | 0 | 0 |
| 2020 | 10-0 | 2 | 7 | 9 | 2.0-12 | 0.5-4 | 0-0 | 0 | 0 | 0 |
| 2021 | 11-0 | 4 | 2 | 6 | 1.0-3 | 0.0-0 | 0-0 | 1 | 0 | 0 |
| 2022 | 7-1 | 2 | 3 | 5 | 1.0-3 | 0.0-0 | 0-0 | 0 | 0 | 0 |
| Career | 32-1 | 8 | 14 | 22 | 4.0-18 | 0.5-4 | 0-0 | 1 | 0 | 0 |

#25 RB JADEN KNOWLES

| YEAR | GP-GS | RUSH | AVG | TD | LG | REC | AVG | TD | LG |
|---------------|-------------|-------------|------------|----------|-----------|------------|----------|----------|----------|
| 2021 | 12-0 | 4-37 | 9.3 | 2 | 29 | 0-0 | — | 0 | — |
| Career | 12-0 | 4-37 | 9.3 | 2 | 29 | 0-0 | — | 0 | — |

#8 DL JONAH LAULU (*AT HAWAII)

| YEAR | GP-GS | UT | AT | TOTAL | TFL | SACKS | INT | FF | FR | PBU |
|---------------|--------------|-----------|-----------|-----------|----------------|---------------|----------|----------|----------|----------|
| 2018* | 4-0 | 0 | 0 | 0 | 0.0-0 | 0.0-0 | 0 | 0 | 0 | 0 |
| 2019* | 15-0 | 7 | 4 | 11 | 6.0-18 | 2.5-13 | 0 | 1 | 0 | 0 |
| 2020* | 9-7 | 14 | 12 | 26 | 5.0-19 | 1.5-10 | 0 | 0 | 0 | 1 |
| 2021* | 12-11 | 21 | 13 | 34 | 8.0-50 | 4.0-37 | 0 | 0 | 1 | 1 |
| 2022 | 7-0 | 2 | 8 | 10 | 2.5-10 | 1.0-7 | 0 | 0 | 0 | 0 |
| Career | 46-18 | 44 | 37 | 80 | 21.5-97 | 9.0-67 | 0 | 1 | 1 | 2 |

#12 DB KEY LAWRENCE (*AT TENNESSEE)

| YEAR | GP-GS | UT | AT | TOTAL | TFL | SACKS | INT | FF | FR | PBU |
|---------------|-------------|-----------|-----------|-----------|---------------|---------------|------------|----------|----------|----------|
| 2020* | 10-0 | 3 | 5 | 8 | 0-0.0 | 0-0.0 | 0 | 0 | 0 | 1 |
| 2021 | 13-4 | 25 | 22 | 47 | 3.5-26 | 1.0-18 | 0 | 3 | 0 | 4 |
| 2022 | 6-2 | 15 | 13 | 28 | 0.5-1 | 0.0-0 | 1-0 | 1 | 0 | 3 |
| Career | 29-6 | 43 | 40 | 83 | 4.0-27 | 1.0-18 | 1-0 | 4 | 0 | 8 |

#24 RB MARCUS MAJOR

| YEAR | GP-GS | RUSH | AVG | TD | LG | REC | AVG | TD | LG |
|---------------|-------------|---------------|------------|----------|-----------|-------------|-------------|----------|-----------|
| 2019 | 3-0 | 10-28 | 2.8 | 0 | 6 | 0-0 | 0.0 | 0 | 0 |
| 2020 | 10-1 | 35-187 | 5.3 | 3 | 46 | 2-29 | 14.5 | 0 | 24 |
| 2021 | 6-0 | 15-83 | 5.5 | 0 | 9 | 1-12 | 12.0 | 0 | 12 |
| 2022 | 5-0 | 38-175 | 4.6 | 4 | 27 | 5-56 | 11.2 | 1 | 24 |
| Career | 24-1 | 98-473 | 4.8 | 7 | 46 | 8-97 | 12.1 | 1 | 24 |

#17 WR MARVIN MIMS JR.

| YEAR | GP-GS | RUSH | AVG | TD | LG | REC | AVG | TD | LG |
|---------------|--------------|-------------|------------|----------|-----------|------------------|-------------|-----------|-----------|
| 2020 | 11-1 | 2-17 | 8.5 | 0 | 17 | 37-610 | 16.5 | 9 | 61 |
| 2021 | 13-11 | 1-15 | 15.0 | 0 | 15 | 32-705 | 22.0 | 5 | 67 |
| 2022 | 7-6 | 2-3 | 1.5 | 0 | 0 | 32-542 | 16.9 | 3 | 58 |
| Career | 31-18 | 5-35 | 7.0 | 0 | 17 | 101-1,857 | 18.4 | 17 | 67 |

#6 DB TREY MORRISON (*AT NORTH CAROLINA)

| YEAR | GP-GS | UT | AT | TOTAL | TFL | SACKS | INT | FF | FR | PBU |
|---------------|--------------|------------|-----------|------------|----------------|---------------|----------|----------|----------|-----------|
| 2018* | 11-10 | 40 | 6 | 46 | 5.5-22 | 2-15 | 0 | 0 | 0 | 4 |
| 2019* | 10-9 | 28 | 3 | 31 | 1.5-4 | 0.0-0 | 1 | 0 | 0 | 5 |
| 2020* | 12-12 | 33 | 6 | 39 | 2.0-12 | 1.0-18 | 1 | 0 | 0 | 4 |
| 2021* | 13-10 | 34 | 13 | 47 | 1.0-4 | 0.0-0 | 0 | 1 | 1 | 4 |
| 2022 | 7-0 | 9 | 10 | 19 | 2.5-16 | 0.5-5 | 0 | 0 | 0 | 1 |
| Career | 53-41 | 144 | 38 | 182 | 12.5-58 | 3.5-38 | 2 | 1 | 1 | 14 |

#29 DB JORDAN MUKES

| YEAR | GP-GS | UT | AT | TOTAL | TFL | SACKS | INT | FF | FR | PBU |
|---------------|-------------|----------|----------|----------|--------------|--------------|------------|----------|----------|----------|
| 2021 | 12-0 | 2 | 2 | 4 | 0.0-0 | 0.0-0 | 0-0 | 0 | 0 | 0 |
| Career | 12-0 | 2 | 2 | 4 | 0.0-0 | 0.0-0 | 0-0 | 0 | 0 | 0 |

#22 TE DANIEL PARKER (*AT MISSOURI)

| YEAR | GP-GS | REC | YDS | AVG | TD | LONG |
|---------------|--------------|-----------|------------|------------|----------|-----------|
| 2018* | 12-2 | 6 | 63 | 10.5 | 1 | 20 |
| 2019* | 12-7 | 15 | 140 | 9.3 | 0 | 21 |
| 2020* | 7-6 | 8 | 37 | 4.6 | 0 | 16 |
| 2021* | 11-10 | 12 | 97 | 8.1 | 3 | 17 |
| 2022 | 6-0 | 4 | 28 | 7.0 | 0 | 12 |
| Career | 51-25 | 45 | 365 | 8.1 | 4 | 21 |

#31 DL JALEN REDMOND

| YEAR | GP-GS | UT | AT | TOTAL | TFL | SACKS | INT | FF | FR | PBU |
|---------------|--------------|-----------|-----------|-----------|---------------------------|----------------|----------|----------|-------------|----------|
| 2018 | 3-0 | 4 | 2 | 6 | 2.5-9 | 0.0-0 | 0 | 0 | 0-0 | 0 |
| 2019 | 13-4 | 14 | 9 | 23 | 11.0-56 | 6.5-50 | 0 | 1 | 0-0 | 2 |
| 2020 | | | | | REDSHIRTED — DID NOT PLAY | | | | | |
| 2021 | 8-7 | 11 | 8 | 19 | 8.0-34 | 3.5-20 | 0 | 0 | 2-42 | 0 |
| 2022 | 7-4 | 5 | 9 | 14 | 4.5-19 | 1.0-11 | 0 | 0 | 0-0 | 3 |
| Career | 31-15 | 34 | 28 | 62 | 26.0-118 | 11.0-81 | 0 | 1 | 2-42 | 5 |

#92 DL KORI ROBERSON

| YEAR | GP-GS | UT | AT | TOTAL | TFL | SACKS | INT | FF | FR | PBU |
|---------------|-------------|-----------|-----------|-----------|---------------|--------------|------------|----------|----------|----------|
| 2019 | 4-0 | 1 | 0 | 1 | 1.0-3 | 0.0-0 | 0-0 | 0 | 0 | 0 |
| 2020 | 10-0 | 4 | 7 | 11 | 3.5-8 | 1.0-4 | 0-0 | 0 | 0 | 1 |
| 2021 | 12-0 | 5 | 12 | 17 | 2.5-6 | 0.5-1 | 0-0 | 0 | 0 | 0 |
| Career | 26-0 | 10 | 19 | 29 | 7.0-17 | 1.5-5 | 0-0 | 0 | 0 | 1 |

#19 QB RALPH RUCKER

| YEAR | GP-GS | C-A | PCT | YDS | AVG/G | TD | INT | LG | RUSH | YDS | AVG | TD | LG |
|---------------|------------|------------|--------------|-----------|-------------|----------|----------|-----------|----------|----------|------------|----------|----------|
| 2021 | 1-0 | 2-2 | 100.0 | 20 | 20.0 | 0 | 0 | 12 | 0 | 0 | 0.0 | 0 | 0 |
| Career | 1-0 | 2-2 | 100.0 | 20 | 20.0 | 0 | 0 | 12 | 0 | 0 | 0.0 | 0 | 0 |

#34 K ZACH SCHMIT

| YEAR | GP-GS | FGM-FGA | PCT | BLK | LONG | PAT | PCT |
|---------------|-------------|------------|-------------|----------|-----------|--------------|--------------|
| 2020 | 2-0 | 0-0 | — | — | — | 0-0 | — |
| 2021 | 4-0 | 1-1 | 100.0 | 0 | 46 | 4-4 | 100.0 |
| 2022 | 7-0 | 6-7 | 85.7 | 0 | 44 | 31-31 | 100.0 |
| Career | 13-0 | 7-8 | 87.5 | 0 | 46 | 35-35 | 100.0 |

#20 DL CLAYTON SMITH

| YEAR | GP-GS | UT | AT | TOTAL | TFL | SACKS | INT | FF | FR | PBU |
|---------------|------------|----------|----------|----------|--------------|------------|------------|----------|------------|----------|
| 2021 | 4-0 | 1 | 2 | 3 | 0.5-2 | 0-0 | 0-0 | 0 | 1-0 | 0 |
| 2022 | 4-0 | 3 | 2 | 5 | 1.0-5 | 0-0 | 0-0 | 0 | 0-0 | 0 |
| Career | 8-0 | 4 | 4 | 8 | 1.5-7 | 0-0 | 0-0 | 0 | 1-0 | 0 |

#89 WR DAMON SMITH

| YEAR | GP-GS | REC | YDS | AVG | TD | LONG |
|---------------|-------------|----------|----------|------------|----------|-----------|
| 2020 | 3-0 | 2 | 7 | 3.5 | 0 | 14 |
| 2021 | 8-0 | 1 | 0 | 0.0 | 0 | 0 |
| Career | 11-0 | 3 | 7 | 2.3 | 0 | 14 |

#3 DB ROBERT SPEARS-JENNINGS

| YEAR | GP-GS | UT | AT | TOTAL | TFL | SACKS | INT | FF | FR | PBU |
|---------------|------------|----------|----------|----------|--------------|------------|------------|----------|------------|----------|
| 2022 | 3-0 | 4 | 4 | 8 | 0.5-1 | 0-0 | 0-0 | 0 | 0-0 | 0 |
| Career | 3-0 | 4 | 4 | 8 | 0.5-1 | 0-0 | 0-0 | 0 | 1-0 | 0 |

#12 WR DRAKE STOOPS

| YEAR | GP-GS | REC | YDS | AVG | TD | LONG |
|---------------|--------------|-----------|------------|-------------|----------|-----------|
| 2018 | 2-0 | 2 | 16 | 8.0 | 0 | 8 |
| 2019 | 14-0 | 8 | 95 | 11.9 | 0 | 19 |
| 2020 | 10-6 | 15 | 219 | 14.6 | 2 | 51 |
| 2021 | 10-2 | 16 | 191 | 11.9 | 2 | 31 |
| 2022 | 7-4 | 15 | 144 | 9.6 | 1 | 18 |
| Career | 43-12 | 56 | 665 | 11.9 | 5 | 51 |

#33 DL MARCUS STRIPLING

| YEAR | GP-GS | UT | AT | TOTAL | TFL | SACKS | INT | FF | FR | PBU |
|---------------|-------------|-----------|-----------|-----------|---------------|---------------|------------|----------|----------|----------|
| 2019 | 14-0 | 4 | 2 | 6 | 1.0-3 | 1.0-3 | 0-0 | 0 | 0 | 0 |
| 2020 | 10-1 | 7 | 1 | 8 | 3.5-23 | 2.5-22 | 0-0 | 0 | 0 | 0 |
| 2021 | 11-1 | 1 | 5 | 6 | 2.5-7 | 1.0-5 | 0-0 | 0 | 0 | 1 |
| 2022 | 6-0 | 1 | 2 | 3 | 0.0-0 | 0.0-0 | 0-0 | 0 | 0 | 0 |
| Career | 41-2 | 13 | 10 | 23 | 7.0-33 | 4.5-30 | 0-0 | 0 | 0 | 1 |

#28 LB DANNY STUTSMAN

| YEAR | GP-GS | UT | AT | TOTAL | TFL | SACKS | INT | FF | FR | PBU |
|---------------|-------------|-----------|-----------|------------|---------------|---------------|------------|----------|----------|----------|
| 2021 | 10-0 | 21 | 17 | 38 | 1.5-6 | 1.0-6 | 0-0 | 2 | 0 | 0 |
| 2022 | 7-7 | 34 | 28 | 62 | 8.0-19 | 1.5-10 | 0-0 | 0 | 0 | 3 |
| Career | 17-7 | 55 | 45 | 100 | 9.5-25 | 2.5-21 | 0-0 | 2 | 0 | 3 |

#31 TE JACKSON SUMLIN

| YEAR | GP-GS | REC | YDS | AVG | TD | LONG |
|---------------|-------------|----------|-----------|------------|----------|-----------|
| 2021 | 10-0 | 4 | 25 | 6.3 | 0 | 11 |
| Career | 10-0 | 4 | 25 | 6.3 | 0 | 11 |

#32 DL R MASON THOMAS

| YEAR | GP-GS | UT | AT | TOTAL | TFL | SACKS | INT | FF | FR | PBU |
|---------------|------------|----------|----------|----------|--------------|--------------|------------|----------|----------|----------|
| 2022 | 4-0 | 3 | 2 | 5 | 0.5-5 | 0.5-5 | 0-0 | 0 | 0 | 0 |
| Career | 4-0 | 3 | 2 | 5 | 0.5-5 | 0.5-5 | 0-0 | 0 | 0 | 0 |

#21 RB BENTAVIOUS THOMPSON (*AT UCF)

| YEAR | GP-GS | RUSH | AVG | TD | LG | REC | AVG | TD | LG |
|---------------|-------------|------------------|------------|-----------|-----------|-------------|------------|----------|-----------|
| 2017* | | REDSHIRTED | | | | | | | |
| 2018* | 13-0 | 29-150 | 5.2 | 0 | 15 | 0-0 | — | 0 | — |
| 2019* | 13-0 | 87-604 | 6.9 | 8 | 45 | 5-25 | 5.0 | 0 | 10 |
| 2020* | 9-0 | 73-382 | 5.2 | 5 | 32 | 3-12 | 4.0 | 0 | 7 |
| Career | 35-0 | 189-1,136 | 6.0 | 13 | 45 | 8-37 | 4.6 | 0 | 10 |

#37 P MICHAEL TURK (*AT LAFAYETTE; *AT ARIZONA STATE)

| YEAR | GP-GS | PUNTS-YDS | AVG | LONG | TB | FC | I20 | 50+ | BLK |
|---------------|-------------|------------------|-------------|-----------|-----------|-----------|-----------|-----------|----------|
| 2017* | 11-0 | 67-2,863 | 42.7 | 64 | 3 | 15 | 18 | 16 | 0 |
| 2018* | | REDSHIRTED | | | | | | | |
| 2019* | 13-0 | 67-3,082 | 46.0 | 75 | 7 | 22 | 36 | 23 | 0 |
| 2020* | 4-0 | 14-661 | 47.2 | 58 | 4 | 2 | 6 | 5 | 0 |
| 2021 | 11-0 | 35-1,791 | 51.2 | 85 | 4 | 8 | 16 | 20 | 0 |
| 2022 | 7-0 | 34-1,536 | 45.2 | 60 | 7 | 9 | 11 | 11 | 0 |
| Career | 46-0 | 217-9,932 | 45.8 | 85 | 25 | 56 | 87 | 75 | 0 |

#2 LB DAVID UGWOGU

| YEAR | GP-GS | UT | AT | TOTAL | TFL | SACKS | INT | FF | FR | PBU |
|---------------|--------------|-----------|-----------|------------|----------------|---------------|------------|----------|----------|----------|
| 2019 | 14-1 | 14 | 5 | 19 | 4.0-13 | 1.0-5 | 0-0 | 0 | 0 | 1 |
| 2020 | 11-3 | 16 | 18 | 34 | 3.0-13 | 1.0-7 | 1-0 | 0 | 0 | 0 |
| 2021 | 13-5 | 22 | 27 | 49 | 1.5-3 | 0.0-0 | 0-0 | 0 | 0 | 0 |
| 2022 | 7-7 | 29 | 33 | 62 | 4.0-34 | 2.0-19 | 0-0 | 0 | 0 | 0 |
| Career | 44-16 | 81 | 83 | 164 | 12.5-63 | 4.0-31 | 1-0 | 0 | 0 | 1 |

#26 S KANI WALKER (*AT LOUISVILLE)

| YEAR | GP-GS | UT | AT | TOTAL | TFL | SACKS | INT | FF | FR | PBU |
|---------------|------------|----------|----------|----------|--------------|--------------|----------|----------|----------|----------|
| 2021* | 4-0 | 0 | 0 | 0 | 0.0-0 | 0.0-0 | 0 | 0 | 0 | 0 |
| 2022 | 3-0 | 2 | 1 | 3 | 1.5-1 | 0.0-0 | 0 | 0 | 0 | 0 |
| Career | 7-0 | 2 | 1 | 3 | 1.5-1 | 0.0-0 | 0 | 0 | 0 | 0 |

#29 RB TAWEE WALKER

| YEAR | GP-GS | RUSH | AVG | TD | LG | REC | AVG | TD | LG |
|---------------|------------|--------------|------------|----------|----------|------------|------------|----------|----------|
| 2022 | 6-0 | 16-59 | 3.7 | 0 | 7 | 1-7 | 7.0 | 0 | 7 |
| Career | 6-0 | 16-59 | 3.7 | 0 | 7 | 1-7 | 7.0 | 0 | 7 |

#15 S BRYSON WASHINGTON

| YEAR | GP-GS | UT | AT | TOTAL | TFL | SACKS | INT | FF | FR | PBU |
|---------------|-------------|----------|----------|-----------|--------------|--------------|-------------|----------|----------|----------|
| 2020 | 4-0 | 3 | 5 | 8 | 0.5-0 | 0.0-0 | 0-0 | 0 | 0 | 0 |
| 2021 | 11-0 | 3 | 2 | 5 | 0.0-0 | 0.0-0 | 1-37 | 0 | 1 | 0 |
| 2022 | 1-0 | 0 | 0 | 0 | 0.0-0 | 0.0-0 | 0-0 | 0 | 0 | 0 |
| Career | 16-0 | 6 | 7 | 13 | 0.5-0 | 0.0-0 | 1-37 | 0 | 1 | 0 |

#0 CB WOODI WASHINGTON

| YEAR | GP-GS | UT | AT | TOTAL | TFL | SACKS | INT | FF | FR | PBU |
|---------------|--------------|-----------|-----------|------------|--------------|--------------|-------------|----------|----------|----------|
| 2019 | 4-0 | 5 | 10 | 15 | 0.0-0 | 0-0.0 | 0-0 | 0 | 0 | 0 |
| 2020 | 10-5 | 32 | 13 | 45 | 0.0-0 | 0-0.0 | 2-0 | 0 | 0 | 4 |
| 2021 | 6-5 | 20 | 7 | 27 | 0.0-0 | 0.0-0 | 2-32 | 0 | 0 | 2 |
| 2022 | 7-7 | 17 | 10 | 27 | 0.0-0 | 0.0-0 | 0-0 | 0 | 0 | 1 |
| Career | 27-17 | 76 | 39 | 115 | 0.0-0 | 0.0-0 | 4-32 | 0 | 0 | 7 |

#10 WR THEO WEASE

| Year | GP-GS | Rec | Yds | Avg | TD | Long | Rush | Yds | Avg | TD | Long |
|---------------|--------------|-----------|------------|-------------|----------|-----------|----------|------------|--------------|----------|------------|
| 2019 | 13-0 | 8 | 136 | 17.0 | 2 | 37 | 0 | 0 | 0.0 | 0 | — |
| 2020 | 11-11 | 37 | 530 | 14.3 | 4 | 48 | 1 | -10 | -10.0 | 0 | -10 |
| 2021 | 1-0 | 0 | 0 | 0.0 | 0 | — | 0 | 0 | 0.0 | 0 | — |
| 2022 | 7-6 | 15 | 251 | 16.7 | 3 | 56 | 0 | 0 | 0.0 | 0 | — |
| Career | 31-17 | 60 | 917 | 15.3 | 9 | 56 | 1 | -10 | -10.0 | 0 | -10 |

#81 WR TREVON WEST

| YEAR | GP-GS | REC | YDS | AVG | TD | LONG |
|---------------|-------------|----------|------------|-------------|----------|-----------|
| 2020 | 8-0 | 4 | 59 | 14.8 | 0 | 23 |
| 2021 | 13-0 | 4 | 45 | 11.3 | 0 | 35 |
| 2022 | 7-0 | 0 | 0 | — | 0 | — |
| Career | 28-0 | 8 | 104 | 13.0 | 0 | 35 |

#23 LB DASHAUN WHITE

| YEAR | GP-GS | UT | AT | TOTAL | TFL | SACKS | INT | FF | FR | PBU |
|---------------|--------------|-----------|------------|------------|----------------|---------------|------------|----------|----------|----------|
| 2018 | 14-0 | 5 | 8 | 13 | 0.0-0 | 0.0-0 | 0-0 | 0 | 0 | 0 |
| 2019 | 14-14 | 30 | 22 | 52 | 3.5-11 | 1.0-8 | 0-0 | 0 | 1 | 0 |
| 2020 | 11-10 | 20 | 18 | 38 | 5.0-19 | 2.5-15 | 0-0 | 0 | 0 | 2 |
| 2021 | 12-12 | 28 | 38 | 66 | 5.0-11 | 0.0-0 | 0-0 | 0 | 1 | 0 |
| 2022 | 7-7 | 15 | 20 | 35 | 1.5-4 | 1.0-4 | 1-0 | 0 | 0 | 3 |
| Career | 57-43 | 98 | 105 | 203 | 15.0-45 | 4.5-27 | 1-0 | 0 | 2 | 5 |

#13 LB SHANE WHITTER

| YEAR | GP-GS | UT | AT | TOTAL | TFL | SACKS | INT | FF | FR | PBU |
|---------------|-------------|-----------|-----------|-----------|--------------|--------------|------------|----------|----------|----------|
| 2020 | 9-0 | 4 | 5 | 9 | 0.5-1 | 0.0-0 | 0-0 | 0 | 0 | 1 |
| 2021 | 13-0 | 12 | 15 | 27 | 2.0-3 | 0.0-0 | 0-0 | 0 | 1 | 0 |
| 2022 | 4-0 | 2 | 6 | 8 | 0.0-0 | 0.0-0 | 0-0 | 0 | 0 | 0 |
| Career | 26-0 | 18 | 26 | 44 | 2.5-4 | 0.0-0 | 0-0 | 0 | 1 | 1 |

#24 DB GENTRY WILLIAMS

| YEAR | GP-GS | UT | AT | TOTAL | TFL | SACKS | INT | FF | FR | PBU |
|---------------|------------|----------|----------|----------|--------------|--------------|------------|----------|----------|----------|
| 2022 | 7-0 | 2 | 3 | 5 | 0.0-0 | 0.0-0 | 1-0 | 0 | 0 | 0 |
| Career | 7-0 | 2 | 3 | 5 | 0.0-0 | 0.0-0 | 1-0 | 0 | 0 | 0 |

#9 TE BRAYDEN WILLIS

| YEAR | GP-GS | RUSH | AVG | TD | LG | REC | AVG | TD | LG |
|---------------|--------------|--------------|------------|----------|----------|---------------|-------------|-----------|-----------|
| 2018 | 13-0 | 0-0 | 0.0 | 0 | 0 | 1-29 | 29.0 | 0 | 29 |
| 2019 | 14-2 | 2--1 | -0.5 | 0 | 0 | 11-168 | 15.3 | 3 | 25 |
| 2020 | 5-2 | 0-0 | 0.0 | 0 | 0 | 9-110 | 12.2 | 1 | 21 |
| 2021 | 13-8 | 0-0 | 0.0 | 0 | 0 | 15-177 | 11.8 | 2 | 28 |
| 2022 | 7-7 | 8-18 | 2.3 | 0 | 5 | 20-312 | 15.6 | 5 | 78 |
| Career | 52-19 | 10-17 | 1.7 | 0 | 5 | 56-796 | 14.2 | 11 | 78 |

CAREER HIGHS

#2 RB JOVANTAE BARNES

Rush:21 vs. Kansas (10/15/22)
Yards:100 at TCU (10/1/22)
TDs:2 (2x) MR: vs. Kansas (10/15/22)

#11 QB DAVIS BEVILLE (*AT PITT)

Comp:*14 vs. Michigan State (12/30/21)
Att:*18 vs. Michigan State (12/30/21)
Pass Yds:*149 vs. Michigan State (12/30/21)
Pass TDs:*1 vs. Michigan State (12/30/21)
Rush Yds:13 at Nebraska (9/17/22)
Rush TDs:N/A

#5 DB BILLY BOWMAN

Tackles:11 vs. Kent State (9/10/22)
TFL:1.0 vs. Tulane (9/4/21)
Sacks:N/A
INT:N/A
PBU:2 (2x) MR: vs. Kansas State (9/24/22)

#25 DB JUSTIN BROILES

Tackles:11 (2x) MR: vs. Kent State (9/10/22)
TFL:1.5 at Kansas State (10/2/21)
Sacks:N/A
INT:1 (2x) MR: vs. Oregon (12/29/21)
PBU:1 (6x) MR: vs. UTEP (9/3/22)

#6 WR LV BUNKLEY-SHELTON (*AT ARIZ. STATE)

Rec:*4 (7x) MR: vs. Wisconsin (12/30/21)
Yards:*76 vs. Colorado (9/25/21)
TDs:*1 (2x) MR: vs. Washington St. (10/30/21)

#94 DL ISAIAH COE

Tackles:2 (4x), MR: at TCU (10/1/22)
TFL:2.0 (2x) MR: vs. Kansas State (9/24/22)
Sacks:1.0 (2x) MR: vs. UTEP (9/3/22)
INT:N/A
PBU:N/A
Blocks:1 vs. Nebraska (9/18/21)

#22 DB C.J. COLDON (*AT WYOMING)

Tackles:*9 at Northern Illinois (9/11/21)
TFL:1.0 (6x) MR: vs. Texas (10/8/22)
Sacks:*1.0 at Air Force (10/9/21)
INT:*1 (3x) MR: vs. Kansas (10/15/22)
PBU:*3 vs. Montana State (9/4/21)

#16 WR BRIAN DARBY

Rec:3 vs. Tulane (9/4/21)
Yards:49 vs. Texas Tech (10/30/21)
TDs:1 (2x) MR: at Okla. State (11/27/21)

#4 DB JADEN DAVIS

Tackles:7 vs. Texas (10/8/22)
TFL:N/A
Sacks:N/A
INT:1 vs. South Dakota (9/7/19)
PBU:1 (4x) MR: vs. TCU (10/16/21)

#21 DB KENDALL DENNIS

Tackles:2 vs. Texas (10/8/22)
TFL:N/A
Sacks:N/A
INT:N/A
PBU:N/A

#40 DL ETHAN DOWNS

Tackles:4 vs. Oregon (12/29/21)
TFL:2.0 at Nebraska (9/17/22)
Sacks:1.0 (2x) MR: at Nebraska (9/17/22)
INT:N/A
PBU:1 (2x) MR: vs. Texas (10/8/22)

#1 DB JOSHUA EATON

Tackles:1 (7x) MR: at Kansas (10/23/21)
TFL:N/A
Sacks:N/A
INT:N/A
PBU:N/A

#90 DL JOSH ELLISON

Tackles:5 vs. Nebraska (9/18/21)
TFL:1.0 (2x) MR vs. UTEP (9/3/22)
Sacks:0.5 (3x) MR: vs. Nebraska (9/18/21)
INT:N/A
PBU:1 vs. Baylor (12/5/20)

#3 WR JALIL FAROOQ

Rec:5 vs. Kansas State (9/24/22)
Yards:69 vs. Kansas State (9/24/22)
TDs:1 at Nebraska (9/17/22)

#82 WR GAVIN FREEMAN

Rush:1 (2x) MR: at TCU (10/1/22)
Yards:46 vs. UTEP (9/3/22)
TDs:1 vs. UTEP (9/3/22)
Rec:1 (2x) MR: vs. Kansas (10/15/22)
Yards:41 vs. Kansas (10/15/22)
TDs:N/A

#8 QB DILLON GABRIEL (*AT UCF)

Comp:*35 at Memphis (10/17/20)
Att:*51 vs. Tulsa (10/3/20)
Pass Yds:*601 at Memphis (10/17/20)
Pass TDs:*5 (2x) MR: vs. Tulane (10/24/20)
Rush Yds:*64 vs. Boise State (9/2/21)
Rush TDs:1 (10x) MR: at Nebraska (9/17/22)

#1 WR JAYDEN GIBSON

Rec:1 at TCU (10/1/22)
Yards:12 at TCU (10/1/22)
TDs:N/A

#44 DL KELVIN GILLIAM

Tackles:2 vs. W. Carolina (9/11/21)
TFL:0.5 vs. Kent State (9/10/22)
Sacks:N/A
INT:N/A
PBU:N/A

#9 WR D.J. GRAHAM

Tackles:6 (2x) MR: vs. Texas (10/8/22)
TFL:1.0 vs. Baylor (12/5/20)
Sacks:N/A
INT:1 (2x) MR vs. Nebraska (9/18/21)
PBU:1 (5x) MR: at TCU (10/1/22)

#0 RB ERIC GRAY (*AT TENNESSEE)

Rush:*31 at Arkansas (11/7/20)
Yards:*246 vs. Vanderbilt (11/30/19)
TDs:*3 vs. Vanderbilt (11/30/19)
Rec:*8 at Georgia (10/10/20)
Yards:*54 at Georgia (10/10/20)
TD:1 (5x[2xOU]) MR: vs. Oregon (12/29/21)

#14 DL REGGIE GRIMES

Tackles:4 vs. Kent State (9/10/22)
TFL:2.5 (2x) MR: vs. Kent State (9/10/22)
Sacks:2.5 vs. UTEP (9/3/22)
INT:N/A
PBU:1 vs. TCU (10/16/21)

#84 TE CARSTEN GROOS

Rush:1 vs. W. Carolina (9/11/21)
Yards:8 vs. W. Carolina (9/11/21)
TDs:N/A

#56 DL GRACEN HALTON

Tackles:3 (2x) MR: at TCU (10/1/22)
TFL:1.0 at TCU (10/1/22)
Sacks:N/A
INT:N/A
PBU:N/A

#17 DB DAMOND HARMON

Tackles:5 (2x) MR at TCU (10/1/22)
TFL:N/A
Sacks:N/A
INT:N/A
PBU:N/A

#37 DB JUSTIN HARRINGTON

Tackles:8 at TCU (10/1/22)
TFL:N/A
Sacks:N/A
INT:1 vs. Kent State (9/10/22)
PBU:1 (2x) MR: at Nebraska (9/17/22)

#13 WR J.J. HESTER (*AT MISSOURI)

Rec:*3 vs. Army (12/22/21)
Yards:*79 vs. Southeast Mo. State (9/18/21)
TDs:1 (2x) MR: vs. North Texas (10/9/21)

#77 DL JEFFERY JOHNSON (*AT TULANE)

Tackles:*7 vs. East Carolina, 10/2/21
TFL:*2.0 vs. USF, 11/29/21
Sacks:*1.5 vs. Tulsa, 11/2/19
INT:*1 vs. Nicholls, 9/8/18
PBU:N/A

#7 LB JAREN KANAK

Tackles:10 at Nebraska (9/17/22)
TFL:0.5 vs. Kent State (9/10/22)
Sacks:N/A
INT:N/A
PBU:N/A

#88 DL JORDAN KELLEY

Tackles:3 at TCU (10/24/20)
TFL:1.0 at TCU (10/24/20)
Sacks:0.5 vs. Kansas (11/7/20)
INT:N/A
PBU:N/A

#25 RB JADEN KNOWLES

Rush:..... 4 vs. W. Carolina (9/11/21)
Yards:..... 37 vs. W. Carolina (9/11/21)
TDs:..... 2 vs. W. Carolina (9/11/21)
Rec:..... 2 vs. W. Carolina (9/11/21)
Yards:..... 65 vs. W. Carolina (9/11/21)
TDs:..... N/A

#8 DL JONAH LAULU (*AT HAWAII)

Tackles:..... *6 at Wyoming, 11/7/20
TFL:..... *2.5 at SDSU, 11/14/20
Sacks:..... *2.0 at UCLA, 8/28/21
INT:..... N/A
PBU:..... N/A

#12 DB KEY LAWRENCE (*AT TENNESSEE)

Tackles:..... 8 at Kansas (10/23/21)
TFL:..... 2.0 at Kansas (10/23/21)
Sacks:..... 1.0 vs. Iowa State (11/20/21)
INT:..... 1 at Nebraska (9/17/22)
PBU:..... 2 (2x) MR: vs. Kansas (10/15/22)

#24 RB MARCUS MAJOR

Rush:..... 12 (2x) MR: at Nebraska (9/17/22)
Yards:..... 110 vs. Florida (12/30/20)
TDs:..... 2 vs. UTEP (9/3/22)
Rec:..... 2 vs. Kansas State (9/24/22)
Yards:..... 24 (2x) MR: at Nebraska (9/17/22)
TD:..... 1 at Nebraska (9/17/22)

#41 LB JAKE MCCOY

Tackles:..... 5 at TCU (10/1/22)
TFL:..... N/A
Sacks:..... N/A
INT:..... N/A
PBU:..... N/A

#17 WR MARVIN MIMS JR.

Rec:..... 9 vs. Kansas (10/15/22)
Yards:..... 163 vs. Kent State (9/10/22)
TDs:..... 2 (5x) MR: vs. Kent State (9/10/22)
All-Purpose Yards:.... 203 vs. Kent State (9/10/22)

#6 DB TREY MORRISON (*AT NORTH CAROLINA)

Tackles:..... *12 at Wake Forest (9/13/19)
TFL:..... *2.0 at Miami (9/27/18)
Sacks:..... 1.0 at Miami (9/27/18)
INT:..... 1 (2x) MR: at Florida State (10/17/20)
PBU:..... 1 (14x) MR: at TCU (10/1/22)

#29 DB JORDAN MUKES

Tackles:..... 2 vs. W. Carolina (9/11/21)
TFL:..... N/A
Sacks:..... N/A
INT:..... N/A
PBU:..... N/A

#22 TE DANIEL PARKER (*AT MISSOURI)

Rec:..... *4 (2x) MR: vs. Tennessee (11/23/19)
Yards:..... *46 vs. South Carolina (9/21/19)
TDs:..... *2 at Kentucky (9/11/21)

#31 DL JALEN REDMOND

Tackles:..... 5 vs. Nebraska (9/18/21)
TFL:..... 2.5 (2x) MR: vs. Kent State (9/10/22)
Sacks:..... 1.5 (2x) MR vs. Nebraska (9/18/21)
INT:..... N/A
PBU:..... 1 (4x) MR: vs. Kansas State (9/24/22)

#92 DL KORI ROBERSON

Tackles:..... 4 vs. West Virginia (9/25/21)
TFL:..... 1.0 (3x) MR vs. West Virginia (9/25/21)
Sacks:..... 1.0 at TCU (10/24/20)
INT:..... N/A
PBU:..... 1 vs. Baylor (12/5/20)

#19 QB RALPH RUCKER

Comp:..... 2 vs. W. Carolina (9/11/21)
Att:..... 2 vs. W. Carolina (9/11/21)
Pass Yds:..... 20 vs. W. Carolina (9/11/21)
Pass TDs:..... N/A
Rush Yds:..... N/A
Rush TDs:..... N/A

#27 RB GAVIN SAWCHUK

Rush:..... 2 at TCU (10/1/22)
Yards:..... 5 at TCU (10/1/22)
TDs:..... N/A
Rec:..... N/A
Yards:..... N/A
TD:..... N/A

#20 DL CLAYTON SMITH

Tackles:..... 4 at Nebraska (9/17/22)
TFL:..... 1.0 at Nebraska (9/17/22)
Sacks:..... N/A
INT:..... N/A
PBU:..... N/A

#89 WR DAMON SMITH

Rec:..... 2 vs. Missouri State (9/12/20)
Yards:..... 7 vs. Missouri State (9/12/20)
TDs:..... N/A

#3 DB ROBERT SPEARS-JENNINGS

Tackles:..... 4 vs. Kansas (10/15/22)
TFL:..... 0.5 vs. Texas (10/8/22)
Sacks:..... N/A
INT:..... N/A
PBU:..... N/A

#12 WR DRAKE STOOPS

Rec:..... 4 vs. Kansas (10/15/22)
Yards:..... 93 vs. Kansas State (9/26/20)
TDs:..... 1 (5x) MR: vs. Kent State (9/10/22)

#33 DL MARCUS STRIPLING

Tackles:..... 4 vs. Oregon (12/29/21)
TFL:..... 2.0 vs. Oregon (12/29/21)
Sacks:..... 1.5 vs. Kansas (11/7/20)
INT:..... N/A
PBU:..... N/A

#28 LB DANNY STUTSMAN

Tackles:..... 13 vs. Texas (10/8/22)
TFL:..... 4.0 vs. Kent State (9/10/22)
Sacks:..... 1.0 vs. Kent State (9/10/22)
INT:..... N/A
PBU:..... 1 vs. Kansas State (9/24/22)

#31 TE JACKSON SUMLIN

Rec:..... 3 vs. W. Carolina (9/11/21)
Yards:..... 19 vs. W. Carolina (9/11/21)
TDs:..... N/A

#32 DL R MASON THOMAS

Tackles:..... 2 (2x) MR: vs. Texas (10/8/22)
TFL:..... 0.5 vs. UTEP (9/3/22)
Sacks:..... 0.5 vs. UTEP (9/3/22)
INT:..... N/A
PBU:..... N/A

#2 LB DAVID UGWOEGBU

Tackles:..... 15 vs. Kansas State (9/24/22)
TFL:..... 2.0 (4x) MR: vs. Kansas (10/15/22)
Sacks:..... 1.0 (2x) MR: vs. UTEP (9/3/22)
INT:..... 1 vs. Okla. State (11/21/20)
PBU:..... 1 at Okla. State (11/30/20)

#29 RB TAWEE WALKER

Rush:..... 5 (2X) MR: at TCU (10/1/22)
Yards:..... 21 vs. Kent State (9/10/22)
TDs:..... N/A

#0 DB WOODI WASHINGTON

Tackles:..... 10 vs. LSU (12/28/19)
TFL:..... N/A
Sacks:..... N/A
INT:..... 2 at Okla. State (11/27/21)
PBU:..... 1 (7x) MR: vs. Texas (10/8/22)

#10 WR THEO WEASE

Rec:..... 8 vs. Texas (10/10/20)
Yards:..... 105 at Texas Tech (10/31/20)
TDs:..... 2 vs. Okla. State (11/21/20)

#81 WR TREVON WEST

Rec:..... 4 vs. Missouri State (9/12/20)
Yards:..... 59 vs. Missouri State (9/12/20)
TDs:..... N/A

#23 LB DASHAUN WHITE

Tackles:..... 10 vs. Nebraska (9/18/21)
TFL:..... 1.5 (3x) MR: vs. TCU (10/16/21)
Sacks:..... 1.5 vs. Missouri State (9/12/20)
INT:..... 1 vs. Kansas (10/15/22)
PBU:..... 2 vs. Kansas State (9/24/22)

#13 LB SHANE WHITTER

Tackles:..... 5 vs. Kansas (11/7/20)
TFL:..... 1.5 vs. West Virginia (9/25/21)
Sacks:..... N/A
INT:..... N/A
PBU:..... 1 vs. Florida (12/30/20)

#24 DB GENTRY WILLIAMS

Tackles:..... 1 vs. UTEP (9/3/22)
TFL:..... N/A
Sacks:..... N/A
INT:..... 1 vs. UTEP (9/3/22)
PBU:..... N/A

#9 TE BRAYDEN WILLIS

Rush:..... 7 vs. Texas (10/8/22)
Yards:..... 18 vs. Texas (10/8/22)
TDs:..... N/A
Rec:..... 5 (2x) MR: vs. Kansas (10/15/22)
Yards:..... 102 vs. Kansas (10/15/22)
TDs:..... 2 (2x) vs. Kansas State (9/24/22)

THE LAST TIME...

INDIVIDUAL

Rushed 30 times

OU: 37, Samaje Perine vs. Oklahoma State (12/3/16)
Opp.: 30, Justice Hill, Oklahoma State (11/4/17)

Rushed 40 times

OU: 55, Steve Owens at Oklahoma State (11/29/69)
Opp.: 40, Ricky Williams, Texas (10/11/97)

Rushed 50 times

OU: 55, Steve Owens at Oklahoma State (11/29/69)
Opp.: Has not happened since at least 1996

Rushed for 100 yards

OU: 176, Eric Gray vs. Kansas (10/15/22)
Opp.: 130, Bijan Robinson, Texas (10/8/22)

Quarterback rushed for 100 yards

OU: 173, Jalen Hurts vs. TCU (11/23/19)
Opp.: 116, Max Duggan, TCU (10/1/22)

Rushed for 200 yards

OU: 217, Kennedy Brooks vs. Texas (10/9/21)
Opp.: 252, Pooka Williams, Kansas (11/17/18)

Rushed for 300 yards

OU: 427, Samaje Perine vs. Kansas (11/22/14)
Opp.: 331, Justin Crawford, West Virginia (11/19/16)

Rushed for 400 yards

OU: 427, Samaje Perine vs. Kansas (11/22/14)
Opp.: Never

Two 100-yard rushers

OU: 186, Rhamondre Stevenson and 110, Marcus Major vs. Florida (12/30/20)
Opp.: 136, Kendre Miller and 116, Max Duggan, TCU (10/1/22)

Three 100-yard rushers

OU: 146, Trevor Knight, 144, Alex Ross & 110 Samaje Perine at Iowa State (11/1/14)
Opp.: Never

Had a 70-yard run from scrimmage

OU: 74, Caleb Williams vs. Iowa State (11/20/21)
Opp.: 75, Sony Michel, Georgia (1/1/18)

Had an 80-yard run from scrimmage

OU: 86, Kennedy Brooks vs. Kansas State (10/27/18)
Opp.: 81, D'Onta Foreman, Texas (10/10/15)

Had a 90-yard run from scrimmage

OU: 99, Abdul Adams at Baylor (9/23/17)
Opp.: 99, Eric Vann, Kansas (10/4/97)

Rushed for three touchdowns

OU: 3, Kennedy Brooks vs. Oregon (12/29/21)
Opp.: 4, Adrian Martinez, Kansas State (9/24/22)

Rushed for four touchdowns

OU: 4, Rodney Anderson vs. West Virginia (11/25/17)
Opp.: 4, Adrian Martinez, Kansas State (9/24/22)

Rushed for five touchdowns

OU: 5, Samaje Perine vs. Kansas (11/22/14)
Opp.: Never

Rushed for six touchdowns

OU: 6, Quentin Griffin vs. Texas (10/7/00)
Opp.: Never

Passed for 300 yards

OU: 403, Dillon Gabriel vs. Kansas (10/15/22)
Opp.: 302, Max Duggan, TCU (10/1/22)

Passed for 400 yards

OU: 403, Dillon Gabriel vs. Kansas (10/15/22)
Opp.: 493, Joe Burrow, LSU (12/28/19)

Passed for 500 yards

OU: 598, Baker Mayfield at Oklahoma State (11/4/17)
Opp.: 539, Will Grier, West Virginia (11/23/18)

Attempted 40 passes

OU: 42, Dillon Gabriel vs. Kansas (10/15/22)
Opp.: 40, Anthony Brown, Oregon (12/29/21)

Attempted 50 passes

OU: 71, Landry Jones vs. Oklahoma State (11/24/12)
Opp.: 56, Charlie Brewer, Baylor (12/5/20)

Attempted 60 passes

OU: 71, Landry Jones vs. Oklahoma State (11/24/12)
Opp.: 60, Charlie Brewer, Baylor (9/29/18)

Threw three touchdown passes

OU: 4, Dillon Gabriel vs. Kansas State (9/24/22)
Opp.: 4, Jason Bean, Kansas (10/15/22)

Threw four touchdown passes

OU: 4, Dillon Gabriel vs. Kansas State (9/24/22)
Opp.: 4, Jason Bean, Kansas (10/15/22)

Threw five touchdown passes

OU: 6, Caleb Williams vs. Texas Tech (10/30/21)
Opp.: 5, Casey Thompson, Texas (10/9/21)

Threw six touchdown passes

OU: 6, Caleb Williams vs. Texas Tech (10/30/21)
Opp.: 7, Joe Burrow, LSU (12/28/19)

Non-quarterback touchdown pass

OU: 24 yards, Brayden Willis to Marcus Major at Nebraska (9/17/22)
Opp.: 9 yards, Pooka Williams to Jeremiah Booker, Kansas (11/17/18)

Caught 10 passes

OU: 10, CeeDee Lamb vs. Texas (10/12/19)
Opp.: 10, Trey Palmer, Nebraska (9/17/22)

Had 100 yards receiving

OU: 106, Marvin Mims; 102, Brayden Willis vs. Kansas (10/15/22)
Opp.: 113, Lawrence Arnold; 106, Mason Fairchild, Kansas (10/15/22)

Two 100-yard receivers

OU: 106, Marvin Mims; 102, Brayden Willis vs. Kansas (10/15/22)
Opp.: 113, Lawrence Arnold; 106, Mason Fairchild, Kansas (10/15/22)

Had 150 yards receiving

OU: 163, Marvin Mims vs. Kent State (9/10/22)
Opp.: 152, Charlie Kolar, Iowa State (11/20/21)

Had 200 yards receiving

OU: 243, Marquise Brown at West Virginia (11/23/18)
Opp.: 261, Xavier Worthy, Texas (10/9/21)

Had a 70-yard pass completion

OU: 71, Jalen Hurts to CeeDee Lamb vs. Baylor (12/7/19)
Opp.: 73, Max Duggan to Taye Barber, TCU (10/1/22)

Had an 80-yard pass completion

OU: 82, Kyler Murray to CeeDee Lamb, vs. Kansas State (10/27/18)
Opp.: 81, Jacob Zeno to Trestan Ebner, Baylor (12/7/19)

Had a 90-yard pass completion

OU: 90, Eric Moore to P.J. Mills vs. Iowa State (10/7/95)
Opp.: 90, Jake Waters to Tyler Lockett, Kansas State (11/23/13)

Caught two touchdown passes

OU: 2, Brayden Willis vs. Kansas State (9/24/22)
Opp.: 2, Lawrence Arnold; 2, Mason Fairchild, Kansas (10/15/22)

Caught three touchdown passes

OU: 3, Jadon Haselwood vs. TCU (10/16/21)
Opp.: 3, Quentin Johnston, TCU (10/16/21)

Caught four touchdown passes

OU: 4, Kenny Stills at West Virginia (11/17/12)
Opp.: 4, Justin Jefferson, LSU (12/28/19)

100-yard rusher and 100-yard receiver

OU: 176 (rush), Eric Gray, 106 (rec.), Marvin Mims; 102 (rec.) Brayden Willis vs. Kansas (10/15/22)
Opp.: 136 (rush), Kendre Miller, 116 (rush), Max Duggan, 107 (rush.), Taye Barber (rec.), TCU (10/23/21)

100-yard rusher and 100-yard receiver (same player)

OU: 151 (rush) and 139 (rec.) Rodney Anderson vs. TCU (11/11/17)
Opp.: Has not happened since at least 1996

150-yard rusher and 150-yard receiver

OU: 182 (rush), Kennedy Brooks and 114 (rush) Kyler Murray, 243 (rec.), Marquise Brown at West Virginia (11/23/18)
Opp.: 161 (rush), Zack Langer, 189 (rec.), Keyarris Garrett, Tulsa (9/19/15)

200-yard rusher and 200-yard receiver

OU: 263 (rush), Joe Mixon, 202 (rec.), Dede Westbrook at Texas Tech (10/22/16)
Opp.: 344 (rush), Tavon Austin, 205 (rec.), Stedman Bailey, West Virginia (11/17/12)

Returned a punt for a touchdown

OU: 71, Dede Westbrook vs. Kansas (10/29/16)
Opp.: 92, Tyreek Hill, Oklahoma State (12/6/14)

Returned a kickoff for a touchdown

OU: 97, Joe Mixon vs. Ohio State (9/17/16)
Opp.: 100, Brennan Presley, Oklahoma State (11/27/21)

Returned an interception for a touchdown

OU: 45, Tre Norwood vs. Florida (12/30/20)
Opp.: 98, Vernon Scott, TCU (11/23/19)

Returned a fumble for a touchdown

OU: 42, Jalen Redmond vs. Iowa State (11/20/21)
Opp.: 63, Cassius Sendish, Kansas (11/22/14)

Returned a blocked field goal for a touchdown

OU: 48, Darryl Bright vs. Texas Tech (11/21/98)
Opp.: Under research

Returned a blocked punt for a touchdown

OU: 0, Austin Stogner vs. West Virginia (10/19/19)
Opp.: 24, Nathan Jeffery, UTEP (9/1/12)

Had 10 tackles

OU: 13, Danny Stutsman; 10, Woodi Washington; 10, David Ugwoegbu vs. Texas (10/8/22)
Opp.: 14, Kenny Logan Jr.; 11, Lorenzo McCaskill, Kansas (10/15/22)

Had 15 tackles

OU: 15, David Ugwoegbu vs. Kansas State (9/24/22)
Opp.: 16, Garret Wallow, TCU (11/23/19)

Had 20 tackles

OU: 28, Kenneth Murray; 23, Curtis Bolton vs. Army (9/22/18)
Opp.: 21, Jalen Reeves-Maybin, Tennessee (9/12/15)

Had multiple interceptions

OU: 2, Woodi Washington at Oklahoma State (11/27/21)
Opp.: 2, Dylan Haines, Texas (10/8/16)

Had at least 2.0 sacks

OU: 2.5, Reggie Grimes, vs. UTEP (9/3/22)
Opp.: 2.0, Dee Winters, TCU (10/1/22)

Blocked a punt

OU: David Ugwoegbu vs. Texas (10/10/20)
Opp.: DeMarvion Overshown, Texas (10/9/21)

Blocked a field goal

OU: Perrion Winfrey vs. Texas (10/10/20)
Opp.: Lorenzo Carter, Georgia (1/1/18)

Blocked an extra point attempt

OU: Isaiah Coe vs. Nebraska (9/18/21)
Opp.: Team, Kansas (11/17/18)

Recorded a safety

OU: David Ugwoegbu vs. Kent State (9/10/22)
Opp.: Team, Texas A&M (11/6/10) (Bad snap thru end zone)

Made three field goals

OU: 4, Gabe Brkic vs. Texas (10/9/21)
Opp.: 3, John Mayers, Baylor (12/7/19)

Made a 50-yard field goal

OU: 53, Gabe Brkic vs. Texas Tech (10/30/21)
Opp.: 55, Rodrigo Blankenship, Georgia (1/1/18)

Had a 70-yard punt

OU: 85, Michael Turk vs. Texas (10/9/21)
Opp.: 78, Cameron Dicker, Texas (10/9/21)

Converted a two-point conversion

OU: Spencer Rattler pass to Drake Stoops vs. Texas (10/9/21)
Opp.: Kris Hutson, Oregon (12/29/21)

Returned a blocked PAT for a two-point conversion:

OU: Patrick Fields vs. Nebraska (9/18/21)
Opp.: Quandre Diggs, Texas (10/13/12)

Returned a two-point PAT attempt for a two-point conversion:

OU: Robert Barnes at Texas Tech (11/3/18)
Opp.: N/A

TEAM

Scored 40 points

OU: 52-42, vs. Kansas (10/15/22)
Opp: 52-42, Kansas (10/15/22)

Scored 50 points

OU: 52-42, vs. Kansas (10/15/22)
Opp: 55-24, TCU (10/1/22)

Scored 60 points

OU: 76-0, vs. Western Carolina (9/11/21)
Opp: 63-28, LSU (12/28/19)

Scored 70 points

OU: 76-0, vs. Western Carolina (9/11/21)
Opp.: 73-21, Nebraska (11/2/96)

Posted a shutout

OU: 76-0, vs. Western Carolina (9/11/21)
Opp.: 49-0, vs. Texas (10/8/22)

Rushed for 200 yards

OU: 298, vs. Kansas (10/15/22)
Opp.: 296, Texas (10/8/22)

Rushed for 300 yards

OU: 312, at Nebraska (9/17/22)
Opp.: 361, TCU (10/1/22)

Rushed for 400 yards

OU: 435, vs. Florida (12/30/20)
Opp.: 458 at West Virginia (11/17/12)

Rushed for 500 yards

OU: 510, Kansas (11/22/14)
Opp.: Never

Rushed for 600 yards

OU: 768 vs. Kansas State (10/15/88)
Opp.: Never

Rushed for 700 yards

OU: 768 vs. Kansas State (10/15/88)
Opp.: Never

Rushed for less than 100 yards

OU: 78 vs. Baylor (11/13/21)
Opp.: 89, UTEP (9/3/22)

Rushed for five touchdowns

OU: 5 vs. Kansas (10/15/22)
Opp.: 5, TCU (10/1/22)

Rushed for six touchdowns

OU: 6 vs. Kansas (11/7/20)
Opp.: 6, Kansas State (10/26/19)

Rushed for seven touchdowns

OU: 7, Texas Tech (10/24/15)
Opp.: 8, Nebraska (11/1/97)

Rushed for eight touchdowns

OU: 8, Florida A&M (9/8/12)
Opp.: 8, Nebraska (11/1/97)

Passed for 300 yards

OU: 403, vs. Kansas (10/15/22)
Opp.: 307, TCU (10/1/22)

Passed for 400 yards

OU: 403, vs. Kansas (10/15/22)
Opp.: 532, LSU (12/28/19)

Passed for 500 yards

OU: 598, at Oklahoma State (11/4/17)
Opp.: 532, LSU (12/28/19)

Passed for less than 100 yards

OU: 39, vs. Texas (10/8/22)
Opp.: 65, TCU (11/23/19)

Passed for five touchdowns

OU: 7, vs. Texas Tech (10/30/21)
Opp.: 5, Texas (10/9/21)

Passed for six touchdowns

OU: 7, vs. Texas Tech (10/30/21)
Opp.: 7, LSU (12/28/19)

Gained 500 yards total offense

OU: 701, vs. Kansas (10/15/22)
Opp.: 585, Texas (10/8/22)

Gained 600 yards total offense

OU: 701, vs. Kansas (10/15/22)
Opp.: 668, TCU (10/1/22)

Gained 700 yards total offense

OU: 701, vs. Kansas (10/15/22)
Opp.: 704, West Virginia (11/23/18)

Gained 800 yards total offense

OU: 854, at Texas Tech (10/22/16)
Opp.: 854, Texas Tech (10/22/16)

Held under 100 total yards

OU: 83, vs. Navy (10/2/65)
Opp.: 44 vs. Idaho State (9/12/09)

Held under 200 total yards

OU: 195, vs. Texas (10/8/22)
Opp.: 178, vs. Western Carolina (9/11/21)

BEST OF THE 2000s

INDIVIDUAL

OFFENSE

Rushing Yards

427, Samaje Perine vs. Kansas (11/22/14)*
 263, Joe Mixon at Texas Tech (10/22/16)
 249, Adrian Peterson at Oklahoma State (10/30/04)
 248, Quentin Griffin vs. Texas (10/12/02)
 242, Samaje Perine at West Virginia (9/20/14)

Rushing Attempts

37, Samaje Perine vs. Oklahoma State (12/3/16)
 36, Adrian Peterson at Kansas State (10/16/04)
 35, Samaje Perine vs. Texas (10/8/16)
 35, DeMarco Murray vs. Utah State (9/4/10)
 35, Allen Patrick at Missouri (10/28/06)
 35, Allen Patrick vs. Colorado (10/21/06)

Rushing Touchdowns

6, Quentin Griffin vs. Texas (10/7/00)*
 5, Samaje Perine vs. Kansas (11/22/14)
 5, DeMarco Murray vs. North Texas (9/1/07)
 4, Done 8 times, MR:
 Rodney Anderson vs. West Virginia (11/25/17)

Passing Yards

598, Baker Mayfield at Oklahoma State (11/4/17)*
 554, Landry Jones at West Virginia (11/17/12)
 545, Baker Mayfield at Texas Tech (10/22/16)
 505, Landry Jones at Kansas State (10/29/11)
 500, Landry Jones vs. Oklahoma State (11/24/12)

Pass Completions

46, Landry Jones vs. Oklahoma State (11/24/12)*
 38, Landry Jones at West Virginia (11/17/12)
 37, Landry Jones at Oklahoma State (11/27/10)
 36, Done 5 times, MR: Landry Jones at Baylor (11/19/11)

Pass Attempts

71, Landry Jones vs. Oklahoma State (11/24/12)*
 62, Landry Jones at Oklahoma State (11/27/10)
 59, Landry Jones at Texas A&M (11/6/10)
 58, Landry Jones at Nebraska (11/7/09)
 55, Landry Jones vs. Texas Tech (10/22/11)

Passing Touchdowns

7, Baker Mayfield at Texas Tech (10/22/16)*
 6, Caleb Williams vs. Texas Tech (10/30/21)
 6, Kyler Murray vs. Baylor (9/29/18)
 6, Landry Jones at West Virginia (11/17/12)
 6, Landry Jones vs. Tulsa (9/19/09)
 5, Done 19 times, MR: Spencer Rattler vs. Western Carolina (9/11/21)

Receptions

15, Sterling Shepard vs. Kansas State (10/18/14)*
 15, Justin Brown vs. Oklahoma State (11/24/12)*
 15, Jalen Saunders vs. Notre Dame (10/27/12)*
 15, Ryan Broyles vs. Iowa State (10/16/10)*
 14, Sterling Shepard at Baylor (11/14/15)
 14, Ryan Broyles at Kansas State (10/29/11)
 14, Ryan Broyles vs. Tulsa (9/3/11)

Receiving Yards

265, Marquise Brown at Oklahoma State (11/4/17)*
 243, Marquise Brown at West Virginia (11/23/18)
 232, Dede Westbrook vs. Texas (10/8/16)
 217, Ryan Broyles at Kansas (10/15/11)
 215, Sterling Shepard at TCU (10/4/14)

Receiving Touchdowns

4, Kenny Stills at West Virginia (11/17/12)*
 4, Jermaine Gresham vs. Texas A&M (11/3/07)*
 4, Trent Smith at Kansas (10/13/01)*
 3, Done 15 times, MR: CeeDee Lamb vs. Texas Tech (9/28/19)

Total Offense

589, Baker Mayfield at Oklahoma State (11/4/17)*
 572, Baker Mayfield vs. Tulsa (9/19/15)
 564, Baker Mayfield at Texas Tech (10/22/16)
 554, Landry Jones at West Virginia (11/17/12)
 508, Jalen Hurts vs. Houston (9/1/19)

All-Purpose Yards

446, Samaje Perine vs. Kansas (11/22/14)*
 377, Joe Mixon at Texas Tech (10/22/16)
 316, Ryan Broyles vs. Oklahoma State (11/28/09)
 301, Ryan Broyles at Kansas (10/15/11)
 290, Rodney Anderson vs. TCU (11/11/17)

Tackles

28, Kenneth Murray vs. Army (9/22/18)
 23, Curtis Bolton vs. Army (9/22/18)
 19, Dominique Alexander vs. Texas (10/12/13)
 19, Travis Lewis vs. Texas (10/11/08)
 19, Lance Mitchell at Missouri (10/5/02)

Tackles for Loss

5.0, Pryce Macon vs. Nebraska (12/4/10)
 5.0, Rufus Alexander vs. Middle Tennessee (9/23/06)
 5.0, Teddy Lehman vs. Kansas State (12/6/03)
 5.0, Jimmy Wilkerson at Baylor (11/4/00)
 4.0, many times, MR: Danny Stutsman vs. Kent State (9/10/22)

Sacks

3.0, 15 times, MR: Nik Bonitto vs. Kansas (11/7/20)

Interceptions

3, Tony Jefferson vs. Ball State (10/1/11)*
 3, J.T. Thatcher vs. Kansas (9/30/00)*
 2, 24 times, MR: Woodi Washington at Okla. State (11/27/21)

Pass Breakups

5, Derrick Strait vs. Oklahoma State (11/24/01)
 4, 9 times, MR: Tre Brown vs. Baylor (9/29/18)

SPECIAL TEAMS

Field Goals Made

4, 10 times, MR: Gabe Brkic vs. Texas (10/9/21)*

LONGEST PLAYS

Rush

99, Abdul Adams at Baylor (9/23/17)*
 95, Damien Williams vs. Texas (10/13/12)*
 92, DeMarco Murray vs. Utah State (9/15/07)*
 89, Damien Williams vs. Florida A&M (9/8/12)*
 86, Kennedy Brooks vs. Kansas State (10/27/18)*
 84, Adrian Peterson vs. Oklahoma State (11/26/05)*

Pass Play

88, Baker Mayfield to Dede Westbrook vs. Kansas State (10/15/16)*
 87, Kyler Murray to Marquise Brown vs. Tulane (9/16/17)*
 86, Landry Jones to Cameron Kenney at OSU (11/27/10)*
 86, Kyler Murray to CeeDee Lamb vs. Baylor (9/29/18)*
 84, Baker Mayfield to Marquise Brown at Oklahoma State (11/4/17)*
 82, Kyler Murray to CeeDee Lamb vs. Kansas State (10/27/18)*
 82, Baker Mayfield to CeeDee Lamb vs. Tulane (9/16/17)*
 82, Blake Bell to Jaz Reynolds vs. Tulsa (9/14/13)

Punt

85, Michael Turk vs. Texas (10/9/21)
 85, Tress Way vs. Utah State (9/4/10)
 75, Tress Way at TCU (12/1/12)
 75, Michael Cohen at Texas A&M (11/4/06)
 74, Tress Way vs. Oklahoma State (11/28/09)
 73, Cody Freeby at Texas Tech (11/19/05)

Field Goal

56, Gabe Brkic vs. Western Carolina (9/11/21)
 56, Gabe Brkic vs. Tulane (9/4/21)
 55, Gabe Brkic vs. Tulane (9/4/21)
 54, Gabe Brkic vs. Iowa State (12/19/20)
 53, Gabe Brkic vs. Texas Tech (10/30/21)
 53, Michael Hunnicutt at Kansas State (10/29/11)
 53, Garrett Hartley vs. Utah State (9/15/07)
 52, Garrett Hartley vs. Texas (10/8/05)
 51, Austin Seibert vs. West Virginia (11/25/17)
 51, Gabe Brkic vs. Tulane (9/4/21)
 51, Gabe Brkic at Iowa State (10/3/20)
 50, Garrett Hartley at Nebraska (10/29/05)
 50, Gabe Brkic vs. Baylor (12/5/20)
 50, Gabe Brkic vs. Kansas (11/7/20)

Punt Return

91, Antonio Perkins at Tulsa (8/30/02)*
 91, Jalen Saunders vs. Iowa State (11/16/13)*
 90, Justin Brown vs. Kansas (10/20/12)*
 87, Ryan Broyles vs. Oklahoma State (11/28/09)*
 84, Antonio Perkins vs. UCLA (9/20/03)*

Kick Return

100, Alex Ross at West Virginia (9/20/14)*
 100, Roy Finch vs. Kansas (10/20/12)*
 100, Mark Bradley at Iowa State (10/4/03)*
 97, Joe Mixon vs. Ohio State (9/17/16)*
 93, J.T. Thatcher at Kansas State (10/14/00)

Interception Return

100, Julian Wilson vs. Tennessee (9/13/14)*
 97, Derrick Strait at Texas Tech (11/22/03)
 85, Dominique Franks at Kansas (10/24/09)*
 85, J.T. Thatcher vs. Texas Tech (11/18/00)*
 80, Jordan Evans at West Virginia (11/19/16)*

Fumble Return

70, Nik Bonitto at Kansas State (10/2/21)*
 69, Cory Heinecke at Air Force (9/1/01)*
 61, Reggie Smith vs. Miami (FL) (9/8/07)*
 56, Jamell Fleming vs. Texas (10/8/11)*
 53, Keenan Clayton vs. Texas Tech (11/22/08)

* School record

Play resulted in a touchdown

TEAM

OFFENSE

First Downs

44, vs. Oklahoma State (11/24/12)
41, at Iowa State (11/1/14)
39, vs. Missouri (12/6/08)
38, vs. Tulsa (9/19/15)
37, vs. Iowa State (10/16/10)

Rushing Yards

510, vs. Kansas (11/22/14)
510, at Iowa State (11/1/14)
435, vs. Florida (12/30/20)
405, vs. Texas Tech (10/24/15)
405, vs. Iowa State (11/16/13)
384, at Texas Tech (11/15/14)

Rushing Attempts

66, vs. Iowa State (10/19/02)
64, vs. TCU (11/23/19)
64, at West Virginia (11/19/16)
63, vs. Oklahoma State (12/6/14)
61, vs. Texas A&M (11/8/03)
61, vs. Texas Tech (11/23/02)

Rushing Touchdowns

8, vs. Florida A&M (9/8/12)
7, vs. Texas Tech (10/24/15)
7, vs. North Texas (9/1/07)
7, vs. Texas (10/7/00)
6, vs. Kansas (11/7/20)
6, at Texas Tech (10/31/20)
6, vs. Texas (10/13/12)
6, vs. Missouri (12/6/08)

Passing Yards

598, at Oklahoma State (11/4/17)
554, at West Virginia (11/17/12)
545, at Texas Tech (10/22/16)
520, at Kansas State (10/29/11)
512, vs. Oklahoma State (11/24/12)

Pass Completions

47, vs. Oklahoma State (11/24/12)
39, vs. Tulsa (9/3/11)
39, vs. Tulsa (11/3/01)
38, at West Virginia (11/17/12)
37, at Oklahoma State (11/27/10)
37, at Kansas State (10/29/11)

Pass Attempts

73, vs. Oklahoma State (11/24/12)
62, at Oklahoma State (11/27/10)
60, at Texas A&M (11/6/10)
58, at Nebraska (11/7/09)
55, vs. Texas Tech (10/22/11)

Passing Touchdowns

7, vs. Texas Tech (10/30/21)
7, at Texas Tech (10/22/16)
6, vs. South Dakota (9/7/19)
6 vs. Baylor (9/29/18)
6, at West Virginia (11/17/12)
6, vs. Tulsa (9/19/09)
6, vs. Miami (FL) (9/8/07)
5, 24 times, MR: vs. Western Carolina (9/11/21)

Total Offense

854, at Texas Tech (10/22/16)
785, at Oklahoma State (11/4/17)
773, vs. Tulsa (9/19/15)
751, at Iowa State (11/1/14)
733, vs. South Dakota (9/7/19)
710, at Kansas (10/31/15)
701, vs. Kansas (10/15/22)

Points

79, vs. North Texas (9/1/07)
77, vs. Texas A&M (11/8/03)
76, vs. Western Carolina (9/11/21)
70, vs. South Dakota (9/7/19)
69, vs. Florida A&M (9/8/12)
68, vs. UTEP (9/14/02)
66, at Texas Tech (10/22/16)
66, at Texas A&M (11/8/08)

DEFENSE

Fewest First Downs Allowed

1, vs. Chattanooga (8/30/08)
3, vs. Colorado (12/4/04)
3, vs. Texas A&M (11/8/03)
5, vs. Colorado (10/21/06)
5, vs. Iowa State (10/19/02)
5, vs. Texas A&M (11/10/01)

Fewest Rush Yards Allowed

-48, at Baylor (11/18/06)
-22, vs. Idaho State (9/12/09)
-7, at Texas Tech (11/17/01)
-7, vs. Texas (10/7/00)
-4, vs. Colorado (12/4/04)

Fewest Pass Yards Allowed

13, vs. Arkansas (1/1/02)
16, at Kansas (10/19/13)
20, vs. Chattanooga (8/30/08)
25, at Baylor (11/4/00)
32, vs. Texas A&M (11/8/03)
40, vs. Army (9/22/18)

Fewest Completions Allowed

2, vs. Arkansas (1/1/02)
3, vs. Army (9/22/18)
3, vs. Chattanooga (8/30/08)
3, vs. Colorado (10/21/06)
4, vs. Texas A&M (11/8/03)
4, vs. Iowa State (10/19/02)

Fewest Total Yards Allowed

36, vs. Chattanooga (8/30/08)
44, vs. Idaho State (9/12/09)
46, vs. Colorado (12/4/04)
50, vs. Arkansas (1/1/02)
54, vs. Texas A&M (11/8/03)

Fewest Points Allowed

0, 15 times, MR: vs. Western Carolina (9/11/21)

Most Sacks Recorded

9, vs. Kansas (11/7/20)
9, vs. Texas (10/12/19)
9, vs. Arkansas (1/1/02)
9, at Nebraska (10/29/05)
8, vs. Texas (10/8/11)
7, 8 times, MR: vs. Iowa State (11/20/21)

Most Tackles for Loss Recorded

17, vs. Idaho State (9/12/09)
16, vs. Texas (10/8/11)
15, vs. Oklahoma State (11/26/05)
15, vs. Texas (10/12/19)
15, vs. Baylor (12/7/19)
14, 3 times, MR: vs. Kent State (9/10/22)

Most Interceptions Recorded

5, at Texas Tech (11/22/03)
5, vs. Kansas (9/30/00)
4, vs. Texas Tech (10/24/15)
4, vs. Texas (10/6/01)
3, 25 times, MR: vs. TCU (11/21/15)

Most Turnovers Forced

7, vs. Kansas (9/30/00)
7, vs. UTEP (9/2/00)
6, vs. Texas (10/11/03)
5, 10 times, MR: vs. West Virginia (10/3/15)

| 2022 RESULTS (OVERALL: 4-3 BIG 12: 1-3 HOME: 3-1 AWAY: 1-1 NEUTRAL: 0-1) | | | | | | | | | | |
|--|------------|----------------------|-------|-------------------|----------|---------|-----------------------------|-------------------|-----------------|---------------------|
| Date | CFP/AP/C | Opponent (Rank) | TV | Site | Result | Attend. | Top Passer | Top Rusher | Top Receiver | Top Tackler |
| 9/2 | (NA/9/9) | UTEP | FOX | Norman | W, 45-13 | 83,173 | Gabriel (15-23-233-0, 2 TD) | Gray (16-102-0) | Mims (3-81-0) | Bowman/Stutsman (9) |
| 9/10 | (NA/7/7) | Kent State | ESPN+ | Norman | W, 33-3 | 83,911 | Gabriel (21-28-296-0, 3 TD) | Gray (10-71-0) | Mims (7-163-2) | Stutsman (12) |
| 9/17 | (NA/6/6) | Nebraska | FOX | Lincoln, Neb. | W, 49-14 | 87,161 | Gabriel (16-27-230-0, 2 TD) | Gray (11-113-2) | Mims (6-66-0) | Kanak (10) |
| 9/24 | (NA/6/6) | Kansas State | FOX | Norman | L, 34-41 | 84,376 | Gabriel (26-39-330-0, 4 TD) | Gray (16-114-0) | Mims (4-87-1) | Ugwoegbu (15) |
| 10/1 | (NA/18/16) | at TCU (NA/RV/RV) | ABC | Fort Worth, Texas | L, 24-55 | 49,094 | Gabriel (7-16-126-0, 0 TD) | Barnes (18-100-2) | Mims (4-41-0) | Ugwoegbu (10) |
| 10/8 | (NA/RV/RV) | vs. Texas (NA/NA/RV) | ABC | Dallas, Texas | L, 0-49 | 92,100 | Beville (16-12-38-1, 0 TD) | Farooq (5-61-0) | Willis (2-25-0) | Stutsman (13) |
| 10/15 | | Kansas (NA/19/20) | ESPN2 | Norman | W, 52-42 | 83,874 | Gabriel (29-42-403-1, 2 TD) | Gray (20-176-2) | Mims (9-106-0) | Ugwoegbu/White (8) |
| 10/29 | | at Iowa State | FS1 | Ames, Iowa | | | | | | |
| 11/5 | | Baylor | | Norman | | | | | | |
| 11/12 | | at West Virginia | | Morgantown, W.Va. | | | | | | |
| 11/19 | | Oklahoma State | | Norman | | | | | | |
| 11/26 | | at Texas Tech | | Lubbock, Texas | | | | | | |

TEAM STATISTICS

| | OU | OPP |
|-------------------------|--------------|-------------|
| SCORING | 237 | 217 |
| Points Per Game | 33.9 | 31.0 |
| Points Off Turnovers | 24 | 28 |
| FIRST DOWNS | 167 | 180 |
| Rushing | 81 | 81 |
| Passing | 78 | 83 |
| Penalty | 8 | 16 |
| RUSHING YARDAGE | 1558 | 1452 |
| Yards gained rushing | 1681 | 1655 |
| Yards lost rushing | 123 | 203 |
| Rushing Attempts | 310 | 303 |
| Average Per Rush | 5.0 | 4.8 |
| Average Per Game | 222.6 | 207.4 |
| TDs Rushing | 17 | 16 |
| PASSING YARDAGE | 1745 | 1678 |
| Comp-Att-Int | 133-212-3 | 145-229-6 |
| Average Per Pass | 8.2 | 7.3 |
| Average Per Catch | 13.1 | 11.6 |
| Average Per Game | 249.3 | 239.7 |
| TDs Passing | 14 | 13 |
| TOTAL OFFENSE | 3303 | 3130 |
| Total Plays | 522 | 532 |
| Average Per Play | 6.3 | 5.9 |
| Average Per Game | 471.9 | 447.1 |
| KICK RETURNS: #-Yards | 16-322 | 6-155 |
| PUNT RETURNS: #-Yards | 7-127 | 7-22 |
| INT RETURNS: #-Yards | 6-22 | 3-23 |
| KICK RETURN AVERAGE | 20.1 | 25.8 |
| PUNT RETURN AVERAGE | 18.1 | 3.1 |
| INT RETURN AVERAGE | 4.4 | 7.7 |
| FUMBLES-LOST | 8-4 | 6-2 |
| PENALTIES-Yards | 43-397 | 35-306 |
| Average Per Game | 56.7 | 43.7 |
| PUNTS-Yards | 34-1536 | 36-1530 |
| Average Per Punt | 45.2 | 42.5 |
| Net punt average | 40.4 | 37.9 |
| KICKOFFS-Yards | 44-2752 | 41-2454 |
| Average Per Kick | 62.5 | 59.9 |
| Net kick average | 38.6 | 40.4 |
| TIME OF POSSESSION/Game | 26:19 | 33:41 |
| 3RD-DOWN Conversions | 45/103 | 47/105 |
| 3rd-Down Pct | 44% | 45% |
| 4TH-DOWN Conversions | 8/15 | 3/9 |
| 4th-Down Pct | 53% | 33% |
| SACKS BY-Yards | 15-115 | 16-72 |
| MISC YARDS | 0 | 0 |
| TOUCHDOWNS SCORED | 31 | 29 |
| FIELD GOALS-ATTEMPTS | 6-7 | 5-7 |
| ON-SIDE KICKS | 0-0 | 0-0 |
| RED-ZONE SCORES | (22-26) 85% | (24-28) 86% |
| RED-ZONE TOUCHDOWNS | (18-26) 69% | (21-28) 75% |
| PAT-ATTEMPTS | (31-31) 100% | (28-29) 97% |
| ATTENDANCE | 335,334 | 136,256 |
| Games/Avg Per Game | 4/83,534 | 2/68,128 |
| Neutral Site Games | | 1/92,100 |

SCORE BY QUARTERS

| | 1st | 2nd | 3rd | 4th | OT | TOTAL |
|-----------|-----|-----|-----|-----|----|-------|
| Oklahoma | 66 | 73 | 69 | 29 | — | 237 |
| Opponents | 69 | 65 | 38 | 45 | — | 217 |

RUSHING

| Name | G | Att | Gain | Loss | Net | Avg | TD | Long | Avg/G |
|---------------------|---|-----|------|------|------|------|----|------|-------|
| Gray, Eric | 7 | 97 | 700 | 5 | 695 | 7.2 | 5 | 44 | 99.3 |
| Barnes, Jovantae | 7 | 72 | 319 | 3 | 316 | 4.4 | 4 | 31 | 45.1 |
| Major, Marcus | 5 | 38 | 178 | 3 | 175 | 4.6 | 4 | 27 | 35.0 |
| Gabriel, Dillon | 6 | 35 | 207 | 44 | 163 | 4.7 | 3 | 61 | 27.2 |
| Farooq, Jalil | 7 | 7 | 70 | 2 | 68 | 9.7 | 0 | 24 | 9.7 |
| Walker, Tawee | 6 | 16 | 61 | 2 | 59 | 3.7 | 0 | 7 | 9.8 |
| Freeman, Gavin | 7 | 2 | 48 | 0 | 48 | 24.0 | 1 | 46 | 6.9 |
| Stoops, Drake | 7 | 7 | 40 | 0 | 40 | 5.7 | 0 | 14 | 5.7 |
| Willis, Brayden | 7 | 8 | 20 | 2 | 18 | 2.2 | 0 | 5 | 2.6 |
| Bunkley-Shelton, LV | 6 | 1 | 5 | 0 | 5 | 5.0 | 0 | 5 | 0.8 |
| Sawchuk, Gavin | 1 | 2 | 5 | 0 | 5 | 2.5 | 0 | 3 | 5.0 |
| Mims Jr., Marvin | 7 | 2 | 4 | 1 | 3 | 1.5 | 0 | 4 | 0.4 |
| Beville, Davis | 5 | 15 | 24 | 39 | -15 | -1.0 | 0 | 13 | -3.0 |
| TEAM | 7 | 8 | 0 | 22 | -22 | -2.8 | 0 | 0 | -3.1 |
| Total | 7 | 310 | 1681 | 123 | 1558 | 5.0 | 17 | 61 | 222.6 |
| Opponents | 7 | 303 | 1655 | 203 | 1452 | 4.8 | 16 | 69 | 207.4 |

PASSING

| Name | G | Effic | Comp-Att-Int | Pct | Yds | TD | Long | Avg/G |
|-----------------|---|--------|--------------|-------|------|----|------|-------|
| Gabriel, Dillon | 6 | 166.18 | 114-175-1 | 65.1 | 1618 | 13 | 78 | 269.7 |
| Beville, Davis | 5 | 71.89 | 15-30-1 | 50.0 | 102 | 0 | 16 | 20.4 |
| Gray, Eric | 7 | -50.00 | 1-2-1 | 50.0 | 0 | 0 | 0 | 0.0 |
| Evers, Nick | 1 | 0.00 | 0-1-0 | 0.0 | 0 | 0 | 0 | 0.0 |
| Willis, Brayden | 7 | 631.60 | 1-1-0 | 100.0 | 24 | 1 | 24 | 3.4 |
| Turk, Michael | 7 | 125.20 | 1-1-0 | 100.0 | 3 | 0 | 3 | 0.4 |
| Major, Marcus | 5 | 83.20 | 1-1-0 | 100.0 | -2 | 0 | 0 | -0.4 |
| TEAM | 7 | 0.00 | 0-1-0 | 0.0 | 0 | 0 | 0 | 0.0 |
| Total | 7 | 150.84 | 133-212-3 | 62.7 | 1745 | 14 | 78 | 249.3 |
| Opponents | 7 | 138.36 | 145-229-6 | 63.3 | 1678 | 13 | 73 | 239.7 |

RECEIVING

| Name | G | No | Yds | Avg | TD | Long | Avg/G |
|---------------------|---|-----|------|------|----|------|-------|
| Mims Jr., Marvin | 7 | 32 | 542 | 16.9 | 3 | 58 | 77.4 |
| Willis, Brayden | 7 | 20 | 312 | 15.6 | 5 | 78 | 44.6 |
| Farooq, Jalil | 7 | 16 | 195 | 12.2 | 1 | 30 | 27.9 |
| Wease, Theo | 6 | 15 | 251 | 16.7 | 3 | 56 | 41.8 |
| Stoops, Drake | 7 | 15 | 144 | 9.6 | 1 | 18 | 20.6 |
| Gray, Eric | 7 | 14 | 105 | 7.5 | 0 | 24 | 15.0 |
| Major, Marcus | 5 | 5 | 56 | 11.2 | 1 | 24 | 11.2 |
| Parker, Daniel | 6 | 4 | 28 | 7.0 | 0 | 12 | 4.7 |
| Barnes, Jovantae | 7 | 4 | 21 | 5.2 | 0 | 13 | 3.0 |
| Freeman, Gavin | 7 | 2 | 42 | 21.0 | 0 | 41 | 6.0 |
| Hester, JJ | 3 | 1 | 13 | 13.0 | 0 | 13 | 4.3 |
| Gibson, Jayden | 4 | 1 | 12 | 12.0 | 0 | 12 | 3.0 |
| Bunkley-Shelton, LV | 6 | 1 | 10 | 10.0 | 0 | 10 | 1.7 |
| Walker, Tawee | 6 | 1 | 7 | 7.0 | 0 | 7 | 1.2 |
| Helms, Kaden | 3 | 1 | 4 | 4.0 | 0 | 4 | 1.3 |
| Schmit, Zach | 7 | 1 | 3 | 3.0 | 0 | 3 | 0.4 |
| Total | 7 | 133 | 1745 | 13.1 | 14 | 78 | 249.3 |
| Opponents | 7 | 145 | 1678 | 11.6 | 13 | 73 | 239.7 |

PUNT RETURNS

| Name | No. | Yds | Avg | TD | Long |
|---------------------|-----|-----|------|----|------|
| Mims Jr., Marvin | 6 | 118 | 19.7 | 0 | 41 |
| Bunkley-Shelton, LV | 1 | 8 | 8.0 | 0 | 8 |
| West, Trevon | 0 | 1 | 0.0 | 0 | 1 |
| Total | 7 | 127 | 18.1 | 0 | 41 |
| Opponents | 7 | 22 | 3.1 | 0 | 13 |

KICK RETURNS

| Name | No. | Yds | Avg | TD | Long |
|---------------------|-----|-----|------|----|------|
| Bowman, Billy | 8 | 135 | 16.9 | 0 | 26 |
| Farooq, Jalil | 6 | 163 | 27.2 | 0 | 47 |
| Bunkley-Shelton, LV | 1 | 14 | 14.0 | 0 | 14 |
| Walker, Tawee | 1 | 10 | 10.0 | 0 | 10 |
| Total | 16 | 322 | 20.1 | 0 | 47 |
| Opponents | 6 | 155 | 25.8 | 0 | 58 |

INTERCEPTIONS

| Name | No. | Yds | Avg | TD | Long |
|--------------------|-----|-----|------|----|------|
| Coldon, C.J. | 2 | 20 | 20.0 | 0 | 20 |
| Harrington, Justin | 1 | 22 | 22.0 | 0 | 22 |
| Williams, Gentry | 1 | 0 | 0.0 | 0 | 0 |
| Lawrence, Key | 1 | 0 | 0.0 | 0 | 0 |
| White, DaShaun | 1 | 0 | 0.0 | 0 | 0 |
| Total | 6 | 22 | 3.7 | 0 | 22 |
| Opponents | 3 | 23 | 7.7 | 0 | 17 |

FUMBLE RETURNS

| Name | No. | Yds | Avg | TD | Long |
|---------------|-----|-----|-----|----|------|
| Bowman, Billy | 1 | 0 | 0.0 | 0 | 0 |
| Kanak, Jaren | 1 | 0 | 0.0 | 0 | 0 |
| Total | 2 | 0 | 0.0 | 0 | 0 |
| Opponents | 0 | 0 | 0.0 | 0 | 0 |

FIELD GOALS BY PLAYER

| Name | FGM-FGA | Pct. | 01-19 | 20-29 | 30-39 | 40-49 | 50-99 | Lg | Blk |
|--------------|---------|------|-------|-------|-------|-------|-------|----|-----|
| Schmit, Zach | 6-7 | 85.7 | 0-0 | 2-2 | 1-2 | 3-3 | 0-0 | 44 | 0 |

FIELD GOALS SEQUENCE

| | Oklahoma | Opponents |
|----------------|-----------|-----------|
| UTEP | (22) | (48),(54) |
| Kent State | (25) | (37),41 |
| Nebraska | 39 | — |
| Kansas State | (41),(44) | (23),(29) |
| TCU | (43) | — |
| Texas | — | 42 |
| Kansas | (37) | — |
| Iowa State | | |
| Baylor | | |
| West Virginia | | |
| Oklahoma State | | |
| Texas Tech | | |

Numbers in (parentheses) indicate field goal was made

PUNTING

| Name | No. | Yds. | Avg. | Long | TB | FC | I20 | 50+ | Blkd |
|---------------|-----|------|------|------|----|----|-----|-----|------|
| Turk, Michael | 34 | 1536 | 45.2 | 60 | 7 | 9 | 11 | 11 | 0 |
| Total | 34 | 1536 | 45.2 | 60 | 7 | 9 | 11 | 11 | 0 |
| Opponents | 36 | 1530 | 42.5 | 60 | 2 | 23 | 8 | 4 | 0 |

KICKOFFS

| Name | No. | Yds. | Avg. | TB | OB | Ret. | Net | YdLn |
|---------------|-----|------|------|----|----|------|------|------|
| Schmit, Zach | 43 | 2744 | 63.8 | 36 | 0 | | | |
| Turk, Michael | 1 | 8 | 8.0 | 0 | 0 | | | |
| Total | 44 | 2752 | 62.5 | 36 | 0 | 155 | 38.6 | 26 |
| Opponents | 41 | 2454 | 59.9 | 19 | 2 | 322 | 40.4 | 24 |

SCORING

| Name | TD | FGs | PAT Kick | PAT Rush | PAT Rcv | PAT Pass | DXP | Saf | Points |
|------------------|----|-----|----------|----------|---------|----------|-----|-----|--------|
| Schmit, Zach | 0 | 6-7 | 31-31 | 0-0 | 0 | 0-0 | 0 | 0 | 49 |
| Major, Marcus | 5 | 0-0 | 0-0 | 0-0 | 0 | 0-0 | 0 | 0 | 30 |
| Willis, Brayden | 5 | 0-0 | 0-0 | 0-0 | 0 | 0-0 | 0 | 0 | 30 |
| Gray, Eric | 5 | 0-0 | 0-0 | 0-0 | 0 | 0-0 | 0 | 0 | 30 |
| Barnes, Jovantae | 4 | 0-0 | 0-0 | 0-0 | 0 | 0-0 | 0 | 0 | 24 |
| Mims Jr., Marvin | 3 | 0-0 | 0-0 | 0-0 | 0 | 0-0 | 0 | 0 | 18 |
| Gabriel, Dillon | 3 | 0-0 | 0-0 | 0-0 | 0 | 0-0 | 0 | 0 | 18 |
| Wease, Theo | 3 | 0-0 | 0-0 | 0-0 | 0 | 0-0 | 0 | 0 | 18 |
| Stoops, Drake | 1 | 0-0 | 0-0 | 0-0 | 0 | 0-0 | 0 | 0 | 6 |
| Farooq, Jalil | 1 | 0-0 | 0-0 | 0-0 | 0 | 0-0 | 0 | 0 | 6 |
| Freeman, Gavin | 1 | 0-0 | 0-0 | 0-0 | 0 | 0-0 | 0 | 0 | 6 |
| Ugwoegbu, David | 0 | 0-0 | 0-0 | 0-0 | 0 | 0-0 | 0 | 1 | 2 |
| Total | 31 | 6-7 | 31-31 | 0-0 | 0 | 0-0 | 0 | 1 | 237 |
| Opponents | 29 | 5-7 | 28-29 | 0-0 | 0 | 0-0 | 0 | 0 | 217 |

ALL-PURPOSE YARDS

| Name | G | Rush | Rec | PR | KOR | IR | Tot | Avg/G |
|---------------------|---|------|------|-----|-----|----|------|-------|
| Gray, Eric | 7 | 695 | 105 | 0 | 0 | 0 | 800 | 114.3 |
| Mims Jr., Marvin | 7 | 3 | 542 | 118 | 0 | 0 | 663 | 94.7 |
| Farooq, Jalil | 7 | 68 | 195 | 0 | 163 | 0 | 426 | 60.9 |
| Barnes, Jovantae | 7 | 316 | 21 | 0 | 0 | 0 | 337 | 48.1 |
| Willis, Brayden | 7 | 18 | 312 | 0 | 0 | 0 | 330 | 47.1 |
| Wease, Theo | 6 | 0 | 251 | 0 | 0 | 0 | 251 | 41.8 |
| Major, Marcus | 5 | 175 | 56 | 0 | 0 | 0 | 231 | 46.2 |
| Stoops, Drake | 7 | 40 | 144 | 0 | 0 | 0 | 184 | 26.3 |
| Gabriel, Dillon | 6 | 163 | 0 | 0 | 0 | 0 | 163 | 27.2 |
| Bowman, Billy | 5 | 0 | 0 | 0 | 135 | 0 | 135 | 27.0 |
| Freeman, Gavin | 7 | 48 | 42 | 0 | 0 | 0 | 90 | 12.9 |
| Walker, Tawee | 6 | 59 | 7 | 0 | 10 | 0 | 76 | 12.7 |
| Bunkley-Shelton, LV | 6 | 5 | 10 | 8 | 14 | 0 | 37 | 6.2 |
| Parker, Daniel | 6 | 0 | 28 | 0 | 0 | 0 | 28 | 4.7 |
| Harrington, Justin | 7 | 0 | 0 | 0 | 0 | 22 | 22 | 3.1 |
| Hester, JJ | 3 | 0 | 13 | 0 | 0 | 0 | 13 | 4.3 |
| Gibson, Jayden | 4 | 0 | 12 | 0 | 0 | 0 | 12 | 3.0 |
| Sawchuk, Gavin | 1 | 5 | 0 | 0 | 0 | 0 | 5 | 5.0 |
| Helms, Kaden | 3 | 0 | 4 | 0 | 0 | 0 | 4 | 1.3 |
| Schmit, Zach | 7 | 0 | 3 | 0 | 0 | 0 | 3 | 0.4 |
| West, Trevon | 7 | 0 | 0 | 1 | 0 | 0 | 1 | 0.1 |
| Beville, Davis | 5 | -15 | 0 | 0 | 0 | 0 | -15 | -3.0 |
| TEAM | 7 | -22 | 0 | 0 | 0 | 0 | -22 | -3.1 |
| Total | 7 | 1558 | 1745 | 127 | 322 | 22 | 3774 | 539.1 |
| Opponents | 7 | 1452 | 1678 | 22 | 155 | 23 | 3330 | 475.7 |

TOTAL OFFENSE

| Name | G | Plays | Rush | Pass | Total | Avg/G |
|---------------------|---|-------|------|------|-------|-------|
| Gabriel, Dillon | 6 | 210 | 163 | 1618 | 1781 | 296.8 |
| Gray, Eric | 7 | 99 | 695 | 0 | 695 | 99.3 |
| Barnes, Jovantae | 7 | 72 | 316 | 0 | 316 | 45.1 |
| Major, Marcus | 5 | 39 | 175 | -2 | 173 | 34.6 |
| Beville, Davis | 5 | 45 | -15 | 102 | 87 | 17.4 |
| Farooq, Jalil | 7 | 7 | 68 | 0 | 68 | 9.7 |
| Walker, Tawee | 6 | 16 | 59 | 0 | 59 | 9.8 |
| Freeman, Gavin | 7 | 2 | 48 | 0 | 48 | 6.9 |
| Willis, Brayden | 7 | 9 | 18 | 24 | 42 | 6.0 |
| Stoops, Drake | 7 | 7 | 40 | 0 | 40 | 5.7 |
| Sawchuk, Gavin | 1 | 2 | 5 | 0 | 5 | 5.0 |
| Bunkley-Shelton, LV | 6 | 1 | 5 | 0 | 5 | 0.8 |
| Mims Jr., Marvin | 7 | 2 | 3 | 0 | 3 | 0.4 |
| Turk, Michael | 7 | 1 | 0 | 3 | 3 | 0.4 |
| TEAM | 7 | 9 | -22 | 0 | -22 | -3.1 |
| Total | 7 | 522 | 1558 | 1745 | 3303 | 471.9 |
| Opponents | 7 | 532 | 1452 | 1678 | 3130 | 447.1 |

OFFENSIVE GAME-BY-GAME

PASSING (Quarterbacks only)

| #8 Dillon Gabriel | Att | Comp | INT | Pct | Yards | TD | Long | Sack | Yds | Effic |
|-------------------|-----|------|-----|------|-------|----|------|------|-----|-------|
| UTEP | 23 | 15 | 0 | 65.2 | 233 | 2 | 42 | 2 | 10 | 179.0 |
| Kent St. | 28 | 21 | 0 | 75.0 | 296 | 3 | 58 | 3 | 10 | 199.2 |
| Nebraska | 27 | 16 | 0 | 59.3 | 230 | 2 | 38 | 2 | 7 | 155.3 |
| Kansas St. | 39 | 26 | 0 | 66.7 | 330 | 4 | 56 | 1 | 5 | 171.6 |
| TCU | 16 | 7 | 0 | 43.8 | 126 | 0 | 78 | 1 | 1 | 109.9 |
| Kansas | 42 | 29 | 1 | 69.0 | 403 | 2 | 41 | 1 | 6 | 160.6 |
| TOTALS | 175 | 114 | 1 | 65.1 | 1618 | 13 | 78 | 10 | 39 | 166.2 |

| #11 Davis Beville | Att | Comp | INT | Pct | Yards | TD | Long | Sack | Yds | Effic |
|-------------------|-----|------|-----|-------|-------|----|------|------|-----|-------|
| Nebraska | 2 | 2 | 0 | 100.0 | 14 | 0 | 10 | 0 | 0 | 158.8 |
| TCU | 16 | 7 | 0 | 43.8 | 50 | 0 | 15 | 3 | 16 | 70.0 |
| Texas | 12 | 6 | 1 | 50.0 | 38 | 0 | 16 | 3 | 17 | 59.9 |
| TOTALS | 30 | 15 | 1 | 50.0 | 102 | 0 | 16 | 6 | 33 | 71.9 |

| #7 Nick Evers | Att | Comp | INT | Pct | Yards | TD | Long | Sack | Yds | Effic |
|---------------|-----|------|-----|-----|-------|----|------|------|-----|-------|
| Texas | 1 | 0 | 0 | 0.0 | 0 | 0 | 0 | 0 | 0 | 0.0 |
| TOTALS | 1 | 0 | 0 | 0.0 | 0 | 0 | 0 | 0 | 0 | 0.0 |

RUSHING

| Player | No-Yds/TD | UTEP | KENT | NU | KSU | TCU | UT | KU | ISU | BU | WVU | OSU | TTU |
|---------------------|-----------|----------|---------|----------|----------|----------|---------|----------|-----|----|-----|-----|-----|
| Gray, Eric | 97-695/5 | 16-102/0 | 10-71/0 | 11-113/2 | 16-114/0 | 13-60/1 | 11-59/0 | 20-176/2 | | | | | |
| Barnes, Jovantae | 72-316/4 | 4-25/0 | 9-21/0 | 13-77/0 | - | 18-100/2 | 7-24/0 | 21-69/2 | | | | | |
| Major, Marcus | 38-175/4 | 7-54/2 | 5-38/1 | 12-35/1 | 9-37/0 | DNP | 5-11/0 | DNP | | | | | |
| Gabriel, Dillon | 35-163/3 | 6-20/1 | 4--10/0 | 6-55/1 | 7-61/0 | 2-0/0 | DNP | 10-37/1 | | | | | |
| Farooq, Jalil | 7-68/0 | - | - | - | 2-8/0 | - | 5-60/0 | - | | | | | |
| Walker, Tawee | 16-59/0 | 2-10/0 | 5-21/0 | 4-17/0 | DNP | 5-11/0 | - | - | | | | | |
| Freeman, Gavin | 2-48/1 | 1-46/1 | - | - | - | 1-2/0 | - | - | | | | | |
| Stoops, Drake | 7-40/0 | - | - | 2-5/0 | - | 1-7/0 | 2-5/0 | 2-23/0 | | | | | |
| Willis, Brayden | 8-18/0 | - | - | - | - | - | 7-18/0 | 1-0/0 | | | | | |
| Sawchuk, Gavin | 2-5/0 | DNP | DNP | DNP | DNP | 2-5/0 | DNP | DNP | | | | | |
| Bunkley-Shelton, LV | 1-5/0 | - | - | - | DNP | 1-5/0 | - | - | | | | | |
| Mims Jr., Marvin | 2-3/0 | - | 1--1/0 | 1-4/0 | - | - | - | - | | | | | |
| Beville, Davis | 15--15/0 | 1-4/0 | - | 3-13/0 | DNP | 6--11/0 | 5--21/0 | DNP | | | | | |
| TEAM | 8--22/0 | 1--2/0 | 2--6/0 | 2--7/0 | - | - | - | 3--7/0 | | | | | |

RECEIVING

| Player | No-Yds/TD | UTEP | KENT | NU | KSU | TCU | UT | KU | ISU | BU | WVU | OSU | TTU |
|---------------------|-----------|--------|---------|--------|--------|--------|--------|---------|-----|----|-----|-----|-----|
| Mims Jr., Marvin | 32-542/3 | 3-81/0 | 7-163/2 | 4-66/0 | 4-87/1 | 4-41/0 | 1--2/0 | 9-106/0 | | | | | |
| Willis, Brayden | 20-312/5 | 3-40/2 | 1-4/0 | 2-19/0 | 5-41/2 | 2-81/0 | 2-25/0 | 5-102/1 | | | | | |
| Wease, Theo | 15-251/3 | 3-37/0 | 3-37/0 | 2-46/1 | 3-75/1 | - | DNP | 4-56/1 | | | | | |
| Farooq, Jalil | 16-195/1 | 1-9/0 | - | 3-58/1 | 5-69/0 | 2-17/0 | 1-0/0 | 4-42/0 | | | | | |
| Stoops, Drake | 15-144/1 | 2-25/0 | 3-33/1 | 3-32/0 | - | 1-5/0 | 2-6/0 | 4-43/0 | | | | | |
| Gray, Eric | 14-105/0 | 2-33/0 | 1-6/0 | 1-4/0 | 7-45/0 | 1-4/0 | - | 2-13/0 | | | | | |
| Major, Marcus | 5-56/1 | 1-8/0 | 1-11/0 | 1-24/1 | 2-13/0 | DNP | - | DNP | | | | | |
| Freeman, Gavin | 2-42/0 | - | 1-1/0 | - | - | - | - | 1-41/0 | | | | | |
| Parker, Daniel | 4-28/0 | DNP | 2-21/0 | 1-5/0 | - | 1-2/0 | - | - | | | | | |
| Barnes, Jovantae | 4-21/0 | - | - | - | - | 2-14/0 | 2-7/0 | - | | | | | |
| Hester, JJ | 1-13/0 | - | 1-13/0 | - | DNP | DNP | DNP | DNP | | | | | |
| Gibson, Jayden | 1-12/0 | - | - | - | DNP | 1-12/0 | DNP | DNP | | | | | |
| Bunkley-Shelton, LV | 1-10/0 | - | - | 1-10/0 | DNP | - | - | - | | | | | |
| Walker, Tawee | 1-7/0 | - | 1-7/0 | - | DNP | - | - | - | | | | | |
| Helms, Kaden | 1-4/0 | DNP | - | 1-4/0 | DNP | DNP | DNP | - | | | | | |
| Schmit, Zach | 1-3/0 | - | - | - | - | - | 1-3/0 | - | | | | | |

TEAM TOTALS

| | Score | 1st Downs | Rushing No-Yds-TD | Passing (C-A-I-Yds-TD) | Total Offense (Play-Yds) | Punts No.-Avg. | Fumbles No.-Lost | Penalties No.-Yds | KO Ret. No.-Yds | Punt Ret. No.-Yds | Int. Ret. No.-Yds. | 3rd-Down Conv. | Time of Poss. |
|------------------------------|-------|--------------|----------------------|---------------------------|-----------------------------|-------------------|---------------------|----------------------|--------------------|----------------------|-----------------------|-------------------|------------------|
| UTEP | 13 | 26 | 31-38-1 | 31-51-1-288-0 | 82-316 | 5-42.2 | 3-0 | 6-50 | 2-31 | 2-(-2) | 0-0 | 5 of 15 | 38:33 |
| Oklahoma | 45 | 23 | 38-259-4 | 15-23-0-233-2 | 61-492 | 3-45.3 | 1-0 | 7-59 | 2-51 | 2-17 | 1-0 | 3 of 8 | 21:27 |
| Kent State | 3 | 20 | 52-164-0 | 11-21-1-131-0 | 73-295 | 6-43.3 | 1-1 | 7-56 | 1-16 | 1-0 | 0-0 | 6 of 16 | 36:19 |
| Oklahoma | 33 | 20 | 36-134-1 | 21-28-0-296-3 | 64-430 | 6-38.7 | 1-0 | 5-25 | 3-33 | 2-49 | 1-22 | 3 of 12 | 23:41 |
| Oklahoma | 49 | 31 | 54-312-4 | 19-30-0-268-3 | 84-580 | 3-48.7 | 3-1 | 6-65 | 0-0 | 4-61 | 1-0 | 10 of 16 | 29:36 |
| Nebraska | 14 | 21 | 45-163-1 | 21-31-1-164-1 | 76-327 | 7-42.3 | 2-1 | 5-40 | 0-0 | 1-(-1) | 0-0 | 6 of 17 | 30:24 |
| Kansas State | 41 | 28 | 49-275-4 | 21-34-0-234-1 | 83-509 | 5-47.4 | 0-0 | 6-37 | 1-58 | 0-0 | 0-0 | 8 of 17 | 35:04 |
| Oklahoma | 34 | 26 | 34-220-0 | 26-39-0-330-4 | 73-550 | 5-51.2 | 0-0 | 11-87 | 1-10 | 0-0 | 0-0 | 4 of 13 | 24:56 |
| Oklahoma | 24 | 22 | 49-179-3 | 14-32-0-176-0 | 81-355 | 8-46.9 | 1-1 | 7-80 | 7-174 | 0-0 | 0-0 | 6 of 18 | 27:11 |
| at TCU | 55 | 29 | 41-361-5 | 24-34-0-307-3 | 75-668 | 5-38.4 | 0-0 | 4-55 | 1-19 | 1-1 | 0-0 | 7 of 14 | 32:49 |
| vs. Texas | 49 | 36 | 50-296-3 | 21-31-1-289-4 | 81-585 | 3-40.7 | 0-0 | 2-10 | 0-0 | 2-11 | 2-6 | 10 of 15 | 32:59 |
| Oklahoma | 0 | 11 | 42-156-0 | 9-17-2-39-0 | 59-195 | 8-42.0 | 0-0 | 3-36 | 2-33 | 0-0 | 1-20 | 3 of 15 | 27:01 |
| Kansas | 42 | 22 | 35-165-2 | 16-27-2-265-4 | 62-430 | 5-42.4 | 0-0 | 5-45 | 1-31 | 0-0 | 1-17 | 5 of 11 | 29:41 |
| Oklahoma | 53 | 36 | 57-398-5 | 29-43-1-403-2 | 100-701 | 1-55.0 | 2-2 | 4-45 | 1-21 | 0-0 | 2-0 | 16 of 21 | 30:19 |
| Oklahoma at Iowa State | | | | | | | | | | | | | |
| Baylor Oklahoma | | | | | | | | | | | | | |
| Oklahoma at West Virginia | | | | | | | | | | | | | |
| Oklahoma State Oklahoma | | | | | | | | | | | | | |
| Oklahoma at Texas Tech | | | | | | | | | | | | | |

STARTING LINEUPS

| OFFENSE | QB | RB | TE | WR | WR | WR | LT | LG | C | RG | RT |
|------------------|---------|------|--------|--------|----------|--------|----------|----------|------|--------|----------|
| UTEP | Gabriel | Gray | Willis | Wease | Mims Jr. | Stoops | Guyton | Mettauer | Raym | Murray | Harrison |
| KENT STATE | Gabriel | Gray | Willis | Wease | Farooq | Stoops | Harrison | Mettauer | Raym | Murray | Guyton |
| at Nebraska | Gabriel | Gray | Willis | Wease | Mims Jr. | Farooq | Harrison | Mettauer | Raym | Murray | Guyton |
| KANSAS STATE | Gabriel | Gray | Willis | Wease | Mims Jr. | Farooq | Harrison | Mettauer | Raym | Murray | Morris |
| at TCU | Gabriel | Gray | Willis | Wease | Mims Jr. | Farooq | Harrison | Mettauer | Raym | Murray | Morris |
| vs. Texas | Beville | Gray | Willis | Farooq | Mims Jr. | Stoops | Harrison | Mettauer | Raym | Murray | Morris |
| KANSAS | Gabriel | Gray | Willis | Wease | Mims Jr. | Stoops | Harrison | Mettauer | Raym | Murray | Morris |
| at Iowa State | | | | | | | | | | | |
| BAYLOR | | | | | | | | | | | |
| at West Virginia | | | | | | | | | | | |
| OKLAHOMA STATE | | | | | | | | | | | |
| at Texas Tech | | | | | | | | | | | |

| DEFENSE | DE | NG | DT/NB | DE | MLB | WLB | CHEETAH | CB | FS | SS | CB |
|------------------|--------|---------|----------|-------|----------|----------|---------|------------|----------|------------|-------|
| UTEP | Grimes | Johnson | Kelley | Downs | Ugwoegbu | Stutsman | White | Washington | Lawrence | Bowman | Davis |
| KENT STATE | Grimes | Johnson | Coe | Downs | Ugwoegbu | Stutsman | White | Washington | Broiles | Bowman | Davis |
| at Nebraska | Grimes | Johnson | Harmon | Downs | Ugwoegbu | Stutsman | White | Washington | Broiles | Bowman | Davis |
| KANSAS STATE | Grimes | Johnson | Redmond | Downs | Ugwoegbu | Stutsman | White | Washington | Broiles | Bowman | Davis |
| at TCU | Grimes | Redmond | Harmon | Downs | Ugwoegbu | Stutsman | White | Washington | Broiles | Bowman | Davis |
| vs. Texas | Grimes | Redmond | Morrison | Downs | Ugwoegbu | Stutsman | White | Graham | Broiles | Washington | Davis |
| KANSAS | Grimes | Redmond | Coe | Downs | Ugwoegbu | Stutsman | White | Washington | Broiles | Lawrence | Davis |
| at Iowa State | | | | | | | | | | | |
| BAYLOR | | | | | | | | | | | |
| at West Virginia | | | | | | | | | | | |
| OKLAHOMA STATE | | | | | | | | | | | |
| at Texas Tech | | | | | | | | | | | |

3RD-DOWN CONVERSIONS

| Date | Opponent | Score | Overall | | 1st Qtr | | 2nd Qtr | | 3rd Qtr | | 4th Qtr | | OT | |
|----------|------------------|----------|---------|-------|---------|--------|---------|-------|---------|-------|---------|-------|----|---|
| Sept. 3 | UTEP | W, 45-13 | 3-8 | 37.5% | 0-0 | 0.0% | 2-5 | 40.0% | 0-0 | 0.0% | 1-3 | 33.3% | — | — |
| Sept. 10 | KENT STATE | W, 33-3 | 3-12 | 25.0% | 0-4 | 0.0% | 1-2 | 50.0% | 0-1 | 0.0% | 2-5 | 40.0% | — | — |
| Sept. 17 | at Nebraska | W, 49-14 | 10-16 | 62.5% | 3-5 | 60.0% | 2-3 | 66.7% | 3-4 | 75.0% | 2-4 | 50.0% | — | — |
| Sept. 24 | KANSAS STATE | L, 34-41 | 4-13 | 30.8% | 0-3 | 0.0% | 2-3 | 66.7% | 0-3 | 0.0% | 2-4 | 50.0% | — | — |
| Oct. 1 | at TCU | L, 24-55 | 6-18 | 33.3% | 2-6 | 33.3% | 1-4 | 25.0% | 2-5 | 40.0% | 1-3 | 33.3% | — | — |
| Oct. 8 | vs. Texas | L, 0-49 | 3-15 | 20.0% | 1-5 | 20.0% | 1-3 | 33.3% | 0-4 | 0.0% | 1-3 | 33.3% | — | — |
| Oct. 15 | KANSAS | W, 52-42 | 16-21 | 76.2% | 5-5 | 100.0% | 2-4 | 50.0% | 4-5 | 80.0% | 5-7 | 71.4% | — | — |
| Oct. 29 | at Iowa State | | | | | | | | | | | | | |
| Nov. 5 | BAYLOR | | | | | | | | | | | | | |
| Nov. 12 | at West Virginia | | | | | | | | | | | | | |
| Nov. 19 | OKLA. STATE | | | | | | | | | | | | | |
| Nov. 26 | at Texas Tech | | | | | | | | | | | | | |

4TH-DOWN CONVERSIONS

| Date | Opponent | Score | Overall | | 1st Qtr | | 2nd Qtr | | 3rd Qtr | | 4th Qtr | | OT | |
|----------|------------------|----------|---------|--------|---------|--------|---------|--------|---------|--------|---------|--------|----|---|
| Sept. 3 | UTEP | W, 45-13 | 1-1 | 100.0% | 0-0 | 0.0% | 1-1 | 100.0% | 0-0 | 0.0% | 0-0 | 0.0% | — | — |
| Sept. 10 | KENT STATE | W, 33-3 | 1-2 | 50.0% | 1-1 | 100.0% | 0-0 | 0.0% | 0-0 | 0.0% | 0-1 | 0.0% | — | — |
| Sept. 17 | at Nebraska | W, 49-14 | 1-2 | 50.0% | 0-0 | 0.0% | 0-0 | 0.0% | 1-1 | 100.0% | 0-1 | 0.0% | — | — |
| Sept. 24 | KANSAS STATE | L, 34-41 | 1-2 | 50.0% | 0-0 | 0.0% | 0-0 | 0.0% | 0-1 | 0.0% | 1-1 | 100.0% | — | — |
| Oct. 1 | at TCU | L, 24-55 | 1-3 | 33.3% | 0-1 | 0.0% | 0-0 | 0.0% | 0-1 | 0.0% | 1-1 | 100.0% | — | — |
| Oct. 8 | vs. Texas | L, 0-49 | 2-4 | 50.0% | 2-3 | 66.7% | 0-0 | 0.0% | 0-1 | 0.0% | 0-0 | 0.0% | — | — |
| Oct. 15 | KANSAS | W, 52-42 | 1-1 | 100.0% | 0-0 | 0.0% | 0-0 | 0.0% | 1-1 | 100.0% | 0-0 | 0.0% | — | — |
| Oct. 29 | at Iowa State | | | | | | | | | | | | | |
| Nov. 5 | BAYLOR | | | | | | | | | | | | | |
| Nov. 12 | at West Virginia | | | | | | | | | | | | | |
| Nov. 19 | OKLA. STATE | | | | | | | | | | | | | |
| Nov. 26 | at Texas Tech | | | | | | | | | | | | | |

TIME OF POSSESSION

| Date | Opponent | Score | Overall | | 1st Qtr | | 2nd Qtr | | 3rd Qtr | | 4th Qtr | |
|----------|------------------|----------|---------|--|---------|--|---------|--|---------|--|---------|--|
| Sept. 3 | UTEP | W, 45-13 | 21:27 | | 3:35 | | 5:49 | | 4:31 | | 7:32 | |
| Sept. 10 | KENT STATE | W, 33-3 | 23:41 | | 6:17 | | 3:56 | | 5:29 | | 7:59 | |
| Sept. 17 | at Nebraska | W, 49-14 | 29:36 | | 7:13 | | 5:20 | | 8:40 | | 8:23 | |
| Sept. 24 | KANSAS STATE | L, 34-41 | 24:56 | | 4:35 | | 4:37 | | 7:52 | | 7:52 | |
| Oct. 1 | at TCU | L, 24-55 | 27:11 | | 8:06 | | 4:57 | | 7:36 | | 6:32 | |
| Oct. 8 | vs. Texas | L, 0-49 | 27:01 | | 8:08 | | 6:13 | | 6:55 | | 5:45 | |
| Oct. 15 | KANSAS | W, 52-42 | 30:19 | | 6:43 | | 6:23 | | 7:36 | | 9:37 | |
| Oct. 29 | at Iowa State | | | | | | | | | | | |
| Nov. 5 | BAYLOR | | | | | | | | | | | |
| Nov. 12 | at West Virginia | | | | | | | | | | | |
| Nov. 19 | OKLA. STATE | | | | | | | | | | | |
| Nov. 26 | at Texas Tech | | | | | | | | | | | |

OU GIVEAWAYS/TAKEAWAYS

| Game | Giveaways | | | Takeaways | | | | Dif. |
|------------------|-----------|-----|-----|-----------|-----|-----|--|------|
| | Fum | Int | Tot | Fum | Int | Tot | | |
| UTEP | 0 | 0 | 0 | 0 | 1 | 1 | | +1 |
| KENT STATE | 0 | 0 | 0 | 1 | 1 | 2 | | +2 |
| at Nebraska | 1 | 0 | 1 | 1 | 1 | 2 | | +1 |
| KANSAS STATE | 0 | 0 | 0 | 0 | 0 | 0 | | 0 |
| at TCU | 1 | 0 | 1 | 0 | 0 | 0 | | -1 |
| vs. TEXAS | 0 | 2 | 2 | 0 | 1 | 1 | | -1 |
| KANSAS | 2 | 1 | 3 | 0 | 2 | 2 | | -1 |
| at Iowa State | | | | | | | | |
| BAYLOR | | | | | | | | |
| at West Virginia | | | | | | | | |
| OKLA. STATE | | | | | | | | |
| at Texas Tech | | | | | | | | |
| Total | 4 | 3 | 7 | 2 | 6 | 8 | | +1 |

FUMBLES

| Name | No.- Lost |
|------------------|-----------|
| Gabriel, Dillon | 2-2 |
| Beville, Davis | 1-1 |
| Mims Jr., Marvin | 1-1 |
| Barnes, Jovantae | 1-0 |
| Bowman, Billy | 1-0 |
| West, Trevon | 1-0 |
| TEAM | 1-0 |
| Total | 8-4 |

OPENING DRIVES — OFFENSE

| Game | 1st Half | 2nd Half |
|------------------|-----------|------------|
| UTEP | Touchdown | Touchdown |
| KENT STATE | Punt | Touchdown |
| at Nebraska | Punt | Touchdown |
| KANSAS STATE | Punt | Field Goal |
| at TCU | Fumble | Punt |
| vs. TEXAS | Punts | Downs |
| KANSAS | Touchdown | Touchdown |
| at Iowa State | | |
| BAYLOR | | |
| at West Virginia | | |
| OKLA. STATE | | |
| at Texas Tech | | |

OPENING DRIVES — DEFENSE

| Game | 1st Half | 2nd Half |
|------------------|-----------|--------------|
| UTEP | Punt | Punt |
| KENT STATE | Punt | Fumble |
| at Nebraska | Touchdown | Fumble |
| KANSAS STATE | Touchdown | Punt |
| at TCU | Touchdown | Punt |
| vs. TEXAS | Punt | Interception |
| KANSAS | Touchdown | Interception |
| at Iowa State | | |
| BAYLOR | | |
| at West Virginia | | |
| OKLA. STATE | | |
| at Texas Tech | | |

OU ON PREGAME COIN FLIPS

| Game | Result | Score |
|------------------|-----------------|----------|
| UTEP | Won (Received) | W, 45-13 |
| KENT STATE | Lost (Kicked) | W, 33-3 |
| at Nebraska | Lost (Received) | W, 49-14 |
| KANSAS STATE | Lost (Kicked) | L, 41-34 |
| at TCU | Won (Received) | L, 55-24 |
| vs. TEXAS | Won (Kicked) | L, 49-0 |
| KANSAS | Lost (Received) | W, 52-42 |
| at Iowa State | | |
| BAYLOR | | |
| at West Virginia | | |
| OKLA. STATE | | |
| at Texas Tech | | |

DEFENSIVE LEADERS

| No. | Name | GP | Solo | Ast | Total | TFL/Yds | Sacks-Yards | Int-Yds | BrUp | QBH | Rcv-Yds | FF | Block | Saf |
|------------------|-------------------------|------------|------------|------------|------------|-----------------|---------------|-------------|-----------|-----------|-------------|----------|----------|----------|
| 2 | Ugwogebu, David | 7-7 | 29 | 33 | 62 | 4.0-34 | 2.0-19 | . | . | 1 | . | . | . | . |
| 28 | Stutsman, Danny | 7-7 | 34 | 28 | 62 | 8.0-19 | 1.5-10 | . | 3 | 1 | . | . | . | . |
| 25 | Broiles, Justin | 7-6 | 18 | 19 | 37 | 1.0-3 | . | . | 1 | . | . | . | . | . |
| 23 | White, DaShaun | 7-7 | 15 | 20 | 35 | 1.5-4 | 1.0-4 | 1-0 | 4 | 3 | . | . | . | . |
| 5 | Bowman, Billy | 5-5 | 22 | 12 | 34 | . | . | . | 4 | . | 1-0 | 1 | . | . |
| 12 | Lawrence, Key | 6-2 | 15 | 13 | 28 | 0.5-1 | . | 1-0 | 3 | . | . | 1 | . | . |
| 0 | Washington, Woodi | 7-7 | 17 | 10 | 27 | . | . | . | 1 | . | . | . | . | . |
| 4 | Davis, Jaden | 7-7 | 11 | 12 | 23 | 1.0-6 | . | . | . | 1 | . | . | . | . |
| 7 | Kanak, Jaren | 7-0 | 6 | 15 | 21 | 0.5-1 | . | . | . | 2 | 1-0 | 1 | . | . |
| 37 | Harrington, Justin | 7-0 | 9 | 11 | 20 | . | . | 1-22 | 2 | . | . | . | . | . |
| 6 | Morrison, Trey | 7-1 | 9 | 10 | 19 | 2.5-16 | 0.5-5 | . | 1 | . | . | . | . | . |
| 40 | Downs, Ethan | 7-7 | 7 | 9 | 16 | 6.0-25 | 2.5-15 | . | 2 | 4 | . | . | . | . |
| 9 | Graham, D.J. | 6-1 | 5 | 9 | 14 | . | . | . | 2 | . | . | . | . | . |
| 17 | Harmon, Damond | 5-2 | 4 | 10 | 14 | . | . | . | . | . | . | . | . | . |
| 31 | Redmond, Jalen | 7-4 | 5 | 9 | 14 | 4.5-19 | 1.0-11 | . | 3 | 4 | . | . | . | . |
| 14 | Grimes, Reggie | 7-7 | 7 | 6 | 13 | 6.0-36 | 4.0-31 | . | . | 2 | . | 1 | . | . |
| 8 | Laulu, Jonah | 7-0 | 2 | 8 | 10 | 2.5-10 | 1.0-7 | . | . | 1 | . | . | . | . |
| 22 | Coldon, C.J. | 6-0 | 6 | 3 | 9 | 1.0-3 | . | 2-20 | . | . | . | . | . | . |
| 94 | Coe, Isaiah | 7-2 | 6 | 3 | 9 | 4.0-12 | 1.0-8 | . | . | 1 | . | . | . | . |
| 77 | Johnson, Jeffery | 7-4 | 4 | 5 | 9 | 1.0-2 | . | . | . | . | . | . | . | . |
| 41 | McCoy, Jake | 7-0 | 7 | 2 | 9 | . | . | . | . | . | . | . | . | . |
| 56 | Halton, Gracen | 6-0 | 1 | 7 | 8 | 1.0-3 | . | . | . | . | . | . | . | . |
| 90 | Ellison, Josh | 7-0 | 2 | 6 | 8 | 1.5-1 | . | . | . | . | . | . | . | . |
| 13 | Whitter, Shane | 4-0 | 2 | 6 | 8 | . | . | . | . | . | . | . | . | . |
| 3 | Spears-Jennings, Robert | 3-0 | 4 | 4 | 8 | 0.5-1 | . | . | . | . | . | . | . | . |
| 44 | Gilliam, Kelvin | 7-0 | 2 | 3 | 5 | 0.5-2 | . | . | . | 1 | . | . | . | . |
| 24 | Williams, Gentry | 7-0 | 2 | 3 | 5 | . | . | 1-0 | . | . | . | . | . | . |
| 32 | Thomas, R Mason | 4-0 | 3 | 2 | 5 | 0.5-5 | 0.5-5 | . | . | . | . | . | . | . |
| 20 | Smith, Clayton | 4-0 | 3 | 2 | 5 | 1.0-5 | . | . | . | . | . | . | . | . |
| 88 | Kelley, Jordan | 7-1 | 2 | 3 | 5 | 1.0-3 | . | . | . | . | . | . | . | . |
| 21 | Dennis, Kendall | 6-0 | 1 | 3 | 4 | . | . | . | . | . | . | . | . | . |
| 81 | West, Trevon | 7-0 | 1 | 2 | 3 | . | . | . | . | . | . | . | . | . |
| 33 | Stripling, Marcus | 6-0 | 1 | 2 | 3 | . | . | . | . | 2 | . | . | . | . |
| 26 | Walker, Kani | 3-0 | 2 | 1 | 3 | 1.5-1 | . | . | . | . | . | . | . | . |
| 51 | Kelleher, Kasey | 7-0 | 1 | 1 | 2 | . | . | . | . | . | . | . | . | . |
| 10 | Lewis, Kip | 1-0 | . | 1 | 1 | 0.5-2 | . | . | . | . | . | . | . | . |
| 0 | Gray, Eric | 7-7 | 1 | . | 1 | . | . | . | . | . | . | . | . | . |
| 73 | Raym, Andrew | 7-7 | 1 | . | 1 | . | . | . | . | . | . | . | . | . |
| 22 | Parker, Daniel | 6-0 | . | 1 | 1 | . | . | . | . | . | . | . | . | . |
| TM | TEAM | 7-0 | . | . | . | . | . | . | . | . | . | . | . | 1 |
| Total | | 7-0 | 267 | 294 | 561 | 52-214 | 15-115 | 6-22 | 26 | 23 | 2-20 | 4 | . | 1 |
| Opponents | | 7-0 | 274 | 282 | 556 | 37.0-102 | 16-72 | 3-23 | 19 | 8 | 4-0 | 2 | . | . |

DEFENSIVE GAME-BY-GAME

TACKLES

| Player | UA-A | Total | UTEP | KENT | NU | KSU | TCU | UT | KU | ISU | BU | WVU | OSU | TTU |
|-------------------------|-------|-------|------|------|-----|-----|-----|------|-----|-----|----|-----|-----|-----|
| Stutsman, Danny | 34-28 | 62 | 6-3 | 9-3 | 2-2 | 6-4 | 3-4 | 2-11 | 6-1 | | | | | |
| Ugwogegbu, David | 29-33 | 62 | 3-4 | 3-3 | 3-3 | 7-8 | 5-5 | 3-7 | 5-3 | | | | | |
| Broiles, Justin | 18-19 | 37 | 0-4 | 5-6 | 0-1 | 7-3 | 3-1 | 2-2 | 1-2 | | | | | |
| White, DaShaun | 15-20 | 35 | 2-3 | 1-4 | 4-2 | 3-4 | 0-1 | 1-2 | 4-4 | | | | | |
| Bowman, Billy | 22-12 | 34 | 7-2 | 4-7 | 3-1 | 7-2 | 1-0 | DNP | DNP | | | | | |
| Lawrence, Key | 15-13 | 28 | 0-3 | DNP | 4-2 | 2-5 | 1-1 | 3-1 | 5-1 | | | | | |
| Washington, Woodi | 17-10 | 27 | 1-0 | 1-1 | 2-1 | 3-2 | 2-1 | 6-4 | 2-1 | | | | | |
| Davis, Jaden | 11-12 | 23 | 1-2 | 1-0 | 1-0 | 2-4 | 0-2 | 4-3 | 2-1 | | | | | |
| Kanak, Jaren | 6-15 | 21 | 0-4 | 0-3 | 3-7 | - | 0-1 | 1-0 | 2-0 | | | | | |
| Harrington, Justin | 9-11 | 20 | 4-1 | 0-2 | 1-4 | - | 4-4 | - | - | | | | | |
| Morrison, Trey | 9-10 | 19 | 1-4 | 1-0 | 2-2 | 1-0 | 2-3 | 2-1 | - | | | | | |
| Downs, Ethan | 7-9 | 16 | 1-1 | 0-3 | 3-0 | 1-0 | 0-2 | 1-1 | 1-2 | | | | | |
| Redmond, Jalen | 5-9 | 14 | 0-1 | 2-1 | 1-0 | 1-3 | 0-1 | 1-2 | 0-1 | | | | | |
| Harmon, Damond | 4-10 | 14 | 1-1 | 1-4 | 1-1 | - | 1-4 | DNP | DNP | | | | | |
| Graham, D.J. | 5-9 | 14 | 2-0 | - | 1-2 | 0-1 | 1-1 | 1-5 | DNP | | | | | |
| Grimes, Reggie | 7-6 | 13 | 2-1 | 3-1 | 2-1 | - | - | 0-3 | - | | | | | |
| Laulu, Jonah | 2-8 | 10 | 0-1 | 0-1 | 1-1 | 0-3 | - | 1-1 | 0-1 | | | | | |
| Coldon, C.J. | 6-3 | 9 | 1-1 | 1-0 | 0-1 | - | DNP | 2-1 | 2-0 | | | | | |
| Coe, Isaiah | 6-3 | 9 | 1-1 | 1-0 | - | 2-0 | 1-1 | 0-1 | 1-0 | | | | | |
| Johnson, Jeffery | 4-5 | 9 | 0-3 | 1-1 | - | 1-0 | 1-0 | 1-0 | 0-1 | | | | | |
| McCoy, Jake | 7-2 | 9 | - | 0-1 | - | - | 4-1 | 2-0 | 1-0 | | | | | |
| Halton, Gracen | 1-7 | 8 | - | 0-3 | 0-2 | - | 1-2 | - | DNP | | | | | |
| Ellison, Josh | 2-6 | 8 | 1-1 | 1-2 | - | 0-1 | 0-1 | - | 0-1 | | | | | |
| Spears-Jennings, Robert | 4-4 | 8 | DNP | DNP | DNP | DNP | 1-1 | 0-2 | 3-1 | | | | | |
| Whitter, Shane | 2-6 | 8 | 1-3 | DNP | 1-3 | - | - | DNP | DNP | | | | | |
| Williams, Gentry | 2-3 | 5 | 1-0 | - | 0-1 | - | 0-1 | 1-1 | - | | | | | |
| Smith, Clayton | 3-2 | 5 | - | 0-1 | 3-1 | DNP | - | DNP | DNP | | | | | |
| Kelley, Jordan | 2-3 | 5 | 0-1 | 1-0 | 0-1 | - | - | 1-1 | - | | | | | |
| Gilliam, Kelvin | 2-3 | 5 | 1-1 | 0-1 | 1-0 | - | 0-1 | - | - | | | | | |
| Thomas, R Mason | 3-2 | 5 | 1-1 | - | DNP | DNP | DNP | 1-1 | 1-0 | | | | | |
| Dennis, Kendall | 1-3 | 4 | 0-1 | - | 1-0 | DNP | - | 0-2 | - | | | | | |
| West, Trevon | 1-2 | 3 | - | 1-0 | - | - | 0-1 | 0-1 | - | | | | | |
| Stripling, Marcus | 1-2 | 3 | - | - | 0-2 | 1-0 | DNP | - | - | | | | | |
| Walker, Kani | 2-1 | 3 | DNP | DNP | 0-1 | - | 2-0 | DNP | DNP | | | | | |
| Kelleher, Kasey | 1-1 | 2 | - | 1-0 | - | - | 0-1 | - | - | | | | | |
| Parker, Daniel | 0-1 | 1 | DNP | - | - | - | 0-1 | - | - | | | | | |
| Raym, Andrew | 1-0 | 1 | - | - | - | - | - | - | 1-0 | | | | | |
| Lewis, Kip | 0-1 | 1 | DNP | DNP | DNP | DNP | DNP | 0-1 | DNP | | | | | |
| Gray, Eric | 1-0 | 1 | - | - | - | - | - | 1-0 | - | | | | | |

DEFENSIVE GAME-BY-GAME

TACKLES FOR LOSS

| Player | UA-A | Total | UTEP | KENT | NU | KSU | TCU | UT | KU | ISU | BU | WVU | OSU | TTU |
|-------------------------|------|-------|--------|--------|--------|-------|-------|-------|-------|-----|----|-----|-----|-----|
| Stutsman, Danny | 7-2 | 8.0 | - | 4.0-10 | - | - | 0.5-5 | 1.5-2 | 2.0-2 | | | | | |
| Downs, Ethan | 5-2 | 6.0 | 1.0-4 | 0.5-1 | 2.0-16 | 1.0-2 | - | - | 1.5-2 | | | | | |
| Grimes, Reggie | 5-2 | 6.0 | 2.5-19 | 2.5-15 | 1.0-2 | - | - | - | - | | | | | |
| Redmond, Jalen | 3-3 | 4.5 | - | 2.5-6 | 1.0-11 | 0.5-1 | - | - | 0.5-1 | | | | | |
| Ugwoegbu, David | 3-2 | 4.0 | 1.0-10 | 1.0-15 | - | - | - | - | 2.0-9 | | | | | |
| Coe, Isaiah | 4-0 | 4.0 | 1.0-8 | 1.0-1 | - | 2.0-3 | - | - | - | | | | | |
| Morrison, Trey | 2-1 | 2.5 | - | - | 1.0-10 | - | 1.5-6 | - | - | | | | | |
| Laulu, Jonah | 1-3 | 2.5 | - | - | 1.5-8 | 0.5-1 | - | - | 0.5-1 | | | | | |
| Ellison, Josh | 1-1 | 1.5 | 1.0-1 | 0.5-0 | - | - | - | - | - | | | | | |
| Walker, Kani | 1-1 | 1.5 | DNP | DNP | 0.5-0 | - | 1.0-1 | DNP | DNP | | | | | |
| White, DaShaun | 1-1 | 1.5 | - | - | 1.0-4 | - | - | - | 0.5-0 | | | | | |
| Halton, Gracen | 1-0 | 1.0 | - | - | - | - | 1.0-3 | - | DNP | | | | | |
| Smith, Clayton | 1-0 | 1.0 | - | - | 1.0-5 | DNP | - | DNP | DNP | | | | | |
| Kelley, Jordan | 0-2 | 1.0 | 0.5-2 | - | - | - | - | 0.5-1 | - | | | | | |
| Coldon, C.J. | 1-0 | 1.0 | - | - | - | - | DNP | 1.0-3 | - | | | | | |
| Johnson, Jeffery | 0-2 | 1.0 | 0.5-2 | - | - | - | - | - | 0.5-0 | | | | | |
| Davis, Jaden | 1-0 | 1.0 | 1.0-6 | - | - | - | - | - | - | | | | | |
| Broiles, Justin | 0-2 | 1.0 | - | 1.0-3 | - | - | - | - | - | | | | | |
| Thomas, R Mason | 0-1 | 0.5 | 0.5-5 | - | DNP | DNP | DNP | - | - | | | | | |
| Spears-Jennings, Robert | 0-1 | 0.5 | DNP | DNP | DNP | DNP | - | 0.5-1 | - | | | | | |
| Lawrence, Key | 0-1 | 0.5 | - | DNP | - | - | - | - | 0.5-1 | | | | | |
| Lewis, Kip | 0-1 | 0.5 | DNP | DNP | DNP | DNP | DNP | 0.5-2 | DNP | | | | | |
| Gilliam, Kelvin | 0-1 | 0.5 | - | 0.5-2 | - | - | - | - | - | | | | | |
| Kanak, Jaren | 0-1 | 0.5 | - | 0.5-1 | - | - | - | - | - | | | | | |

SACKS

| Player | UA-A | Total | UTEP | KENT | NU | KSU | TCU | UT | KU | ISU | BU | WVU | OSU | TTU |
|-----------------|------|-------|--------|--------|--------|-----|-------|----|-------|-----|----|-----|-----|-----|
| Grimes, Reggie | 3-2 | 4.0 | 2.5-19 | 1.5-12 | - | - | - | - | - | | | | | |
| Downs, Ethan | 2-1 | 2.5 | 1.0-4 | 0.5-1 | 1.0-10 | - | - | - | - | | | | | |
| Ugwoegbu, David | 2-0 | 2.0 | 1.0-10 | - | - | - | - | - | 1.0-9 | | | | | |
| Stutsman, Danny | 1-1 | 1.5 | - | 1.0-5 | - | - | 0.5-5 | - | - | | | | | |
| White, DaShaun | 1-0 | 1.0 | - | - | 1.0-4 | - | - | - | - | | | | | |
| Coe, Isaiah | 1-0 | 1.0 | 1.0-8 | - | - | - | - | - | - | | | | | |
| Redmond, Jalen | 1-0 | 1.0 | - | - | 1.0-11 | - | - | - | - | | | | | |
| Laulu, Jonah | 1-0 | 1.0 | - | - | 1.0-7 | - | - | - | - | | | | | |
| Morrison, Trey | 0-1 | 0.5 | - | - | - | - | 0.5-5 | - | - | | | | | |
| Thomas, R Mason | 0-1 | 0.5 | 0.5-5 | - | DNP | DNP | DNP | - | - | | | | | |

PARTICIPATION GAME-BY-GAME

| NO. | NAME | GP/GS | UTEP | KENT | NU | KSU | TCU | UT | KU | ISU | BU | WVU | OSU | TTU |
|-----|---------------------|-------|-------|-------|-------|-------|-------|-------|-------|-----|----|-----|-----|-----|
| 69 | Anderson, Nate | 4/- | XXX | XXX | XXX | ... | XXX | ... | ... | | | | | |
| 4 | Anderson, Nic | 2/- | ... | ... | ... | XXX | XXX | ... | ... | | | | | |
| 2 | Barnes, Jovantae | 7/- | XXX | XXX | XXX | XXX | XXX | XXX | XXX | | | | | |
| 11 | Beville, Davis | 5/1 | XXX | XXX | XXX | ... | XXX | START | ... | | | | | |
| 14 | Booty, General | 1/- | ... | ... | ... | ... | XXX | ... | ... | | | | | |
| 5 | Bowman, Billy | 5/5 | START | START | START | START | START | ... | ... | | | | | |
| 25 | Broiles, Justin | 7/6 | XXX | START | START | START | START | START | START | | | | | |
| 6 | Bunkley-Shelton, LV | 6/- | XXX | XXX | XXX | ... | XXX | XXX | XXX | | | | | |
| 59 | Byrd, Savion | 6/- | XXX | XXX | XXX | ... | XXX | XXX | XXX | | | | | |
| 94 | Coe, Isalah | 7/2 | XXX | START | XXX | XXX | XXX | XXX | START | | | | | |
| 22 | Coldon, C.J. | 6/- | XXX | XXX | XXX | XXX | ... | XXX | XXX | | | | | |
| 66 | Congel, Robert | 5/- | XXX | ... | ... | XXX | XXX | XXX | XXX | | | | | |
| 16 | Darby, Brian | 3/- | XXX | ... | ... | ... | ... | XXX | XXX | | | | | |
| 4 | Davis, Jaden | 7/7 | START | START | START | START | START | START | START | | | | | |
| 21 | Dennis, Kendall | 6/- | XXX | XXX | XXX | ... | XXX | XXX | XXX | | | | | |
| 40 | Downs, Ethan | 7/7 | START | START | START | START | START | START | START | | | | | |
| 88 | Dudley, Dallas | 1/- | ... | ... | ... | ... | ... | XXX | ... | | | | | |
| 1 | Eaton, Joshua | 2/- | XXX | XXX | ... | ... | ... | ... | ... | | | | | |
| 90 | Ellison, Josh | 7/- | XXX | XXX | XXX | XXX | XXX | XXX | XXX | | | | | |
| 63 | Ergenbright, Kyle | 1/- | ... | ... | XXX | ... | ... | ... | ... | | | | | |
| 7 | Evers, Nick | 1/- | ... | ... | ... | ... | ... | XXX | ... | | | | | |
| 3 | Farooq, Jalil | 7/5 | XXX | START | START | START | START | START | START | | | | | |
| 82 | Freeman, Gavin | 7/- | XXX | XXX | XXX | XXX | XXX | XXX | XXX | | | | | |
| 8 | Gabriel, Dillon | 6/6 | START | START | START | START | START | ... | START | | | | | |
| 1 | Gibson, Jayden | 4/- | XXX | XXX | XXX | ... | XXX | ... | ... | | | | | |
| 44 | Gilliam, Kelvin | 7/- | XXX | XXX | XXX | XXX | XXX | XXX | XXX | | | | | |
| 9 | Graham, D.J. | 6/1 | XXX | XXX | XXX | XXX | XXX | START | ... | | | | | |
| 0 | Gray, Eric | 7/7 | START | START | START | START | START | START | START | | | | | |
| 14 | Grimes, Reggie | 7/7 | START | START | START | START | START | START | START | | | | | |
| 84 | Groos, Carsten | 3/- | ... | XXX | XXX | ... | ... | ... | XXX | | | | | |
| 60 | Guyton, Tyler | 7/3 | START | START | START | XXX | XXX | XXX | XXX | | | | | |
| 56 | Halton, Gracen | 6/- | XXX | XXX | XXX | XXX | XXX | XXX | ... | | | | | |
| 17 | Harmon, Damond | 5/2 | XXX | XXX | START | XXX | START | ... | ... | | | | | |
| 37 | Harrington, Justin | 7/- | XXX | XXX | XXX | XXX | XXX | XXX | XXX | | | | | |
| 71 | Harrison, Anton | 7/7 | START | START | START | START | START | START | START | | | | | |
| 18 | Helms, Kaden | 3/- | ... | XXX | XXX | ... | ... | ... | XXX | | | | | |
| 13 | Hester, JJ | 3/- | XXX | XXX | XXX | ... | ... | ... | ... | | | | | |
| 78 | Hicks, Marcus | 2/- | XXX | ... | XXX | ... | ... | ... | ... | | | | | |
| 49 | Hudgens, Pierce | 4/- | XXX | XXX | XXX | ... | ... | ... | XXX | | | | | |
| 77 | Johnson, Jeffery | 7/4 | START | START | START | START | XXX | XXX | XXX | | | | | |
| 7 | Kanak, Jaren | 7/- | XXX | XXX | XXX | XXX | XXX | XXX | XXX | | | | | |
| 51 | Kelleher, Kasey | 7/- | XXX | XXX | XXX | XXX | XXX | XXX | XXX | | | | | |
| 88 | Kelley, Jordan | 7/1 | START | XXX | XXX | XXX | XXX | XXX | XXX | | | | | |
| 8 | Laulu, Jonah | 7/- | XXX | XXX | XXX | XXX | XXX | XXX | XXX | | | | | |
| 12 | Lawrence, Key | 6/2 | START | ... | XXX | XXX | XXX | XXX | START | | | | | |
| 10 | Lewis, Kip | 1/- | ... | ... | ... | ... | ... | XXX | ... | | | | | |
| 87 | Llewellyn, Jason | 7/- | XXX | XXX | XXX | XXX | XXX | XXX | XXX | | | | | |
| 24 | Major, Marcus | 5/- | XXX | XXX | XXX | XXX | ... | XXX | ... | | | | | |
| 41 | McCoy, Jake | 7/- | XXX | XXX | XXX | XXX | XXX | XXX | XXX | | | | | |
| 72 | Mettauer, McKade | 7/7 | START | START | START | START | START | START | START | | | | | |
| 17 | Mims Jr., Marvin | 7/6 | START | XXX | START | START | START | START | START | | | | | |
| 64 | Morris, Wanya | 5/4 | ... | ... | XXX | START | START | START | START | | | | | |
| 6 | Morrison, Trey | 7/1 | XXX | XXX | XXX | XXX | XXX | START | XXX | | | | | |
| 56 | Murray, Chris | 7/7 | START | START | START | START | START | START | START | | | | | |
| 22 | Parker, Daniel | 6/- | ... | XXX | XXX | XXX | XXX | XXX | XXX | | | | | |
| 55 | Parks, Aaryn | 2/- | XXX | XXX | ... | ... | ... | ... | ... | | | | | |
| 43 | Peoples, Ryan | 1/- | XXX | ... | ... | ... | ... | ... | ... | | | | | |
| 73 | Raym, Andrew | 7/7 | START | START | START | START | START | START | START | | | | | |
| 31 | Redmond, Jalen | 7/4 | XXX | XXX | XXX | START | START | START | START | | | | | |
| 27 | Rowe, Jayden | 3/- | ... | ... | ... | ... | XXX | XXX | XXX | | | | | |
| 27 | Sawchuk, Gavin | 1/- | ... | ... | ... | ... | XXX | ... | ... | | | | | |
| 34 | Schmit, Zach | 7/- | XXX | XXX | XXX | XXX | XXX | XXX | XXX | | | | | |
| 39 | Schuh, Peter | 2/- | ... | XXX | XXX | ... | ... | ... | ... | | | | | |
| 76 | Sexton, Jacob | 5/- | XXX | XXX | XXX | ... | XXX | XXX | ... | | | | | |
| 20 | Smith, Clayton | 4/- | XXX | XXX | XXX | ... | XXX | ... | ... | | | | | |
| 3 | Spears-Jennings, R. | 3/- | ... | ... | ... | ... | XXX | XXX | XXX | | | | | |
| 12 | Stoops, Drake | 7/4 | START | START | XXX | XXX | XXX | START | START | | | | | |
| 33 | Stripling, Marcus | 6/- | XXX | XXX | XXX | XXX | ... | XXX | XXX | | | | | |
| 28 | Stutsman, Danny | 7/7 | START | START | START | START | START | START | START | | | | | |
| 79 | Taylor, Jake | 5/- | XXX | XXX | XXX | ... | XXX | XXX | ... | | | | | |
| 36 | Taylor, Ty | 1/- | ... | ... | XXX | ... | ... | ... | ... | | | | | |
| 32 | Thomas, R. Mason | 4/- | XXX | XXX | ... | ... | ... | XXX | XXX | | | | | |
| 37 | Turk, Michael | 7/- | XXX | XXX | XXX | XXX | XXX | XXX | XXX | | | | | |
| 2 | Ugwogebu, David | 7/7 | START | START | START | START | START | START | START | | | | | |
| 70 | Walker, Brey | 6/- | XXX | XXX | XXX | XXX | XXX | ... | XXX | | | | | |
| 26 | Walker, Kani | 3/- | ... | ... | XXX | XXX | XXX | ... | ... | | | | | |
| 29 | Walker, Tawee | 6/- | XXX | XXX | XXX | ... | XXX | XXX | XXX | | | | | |
| 15 | Washington, Bryson | 1/- | XXX | ... | ... | ... | ... | ... | ... | | | | | |
| 0 | Washington, Woodi | 7/7 | START | START | START | START | START | START | START | | | | | |
| 10 | Wease, Theo | 6/6 | START | START | START | START | START | ... | START | | | | | |
| 81 | West, Trevon | 7/- | XXX | XXX | XXX | XXX | XXX | XXX | XXX | | | | | |
| 23 | White, DaShaun | 7/7 | START | START | START | START | START | START | START | | | | | |
| 13 | Whitter, Shane | 4/- | XXX | ... | XXX | XXX | XXX | ... | ... | | | | | |
| 24 | Williams, Gentry | 7/- | XXX | XXX | XXX | XXX | XXX | XXX | XXX | | | | | |
| 9 | Willis, Brayden | 7/7 | START | START | START | START | START | START | START | | | | | |

OKLAHOMA SEASON HIGHS

| | | |
|---------------------|------|---|
| Rushes | 21 | Barnes, Jovantae vs Kansas (Oct 15, 2022) |
| Yards Rushing | 176 | Gray, Eric vs Kansas (Oct 15, 2022) |
| TD Rushes | 2 | Major, Marcus vs UTEP (Sep 03, 2022) |
| | | Gray, Eric at Nebraska (Sep 17, 2022) |
| | | Barnes, Jovantae at TCU (Oct 01, 2022) |
| | | Gray, Eric vs Kansas (Oct 15, 2022) |
| | | Barnes, Jovantae vs Kansas (Oct 15, 2022) |
| Long Rush | 61 | Gabriel, Dillon at Nebraska (Sep 17, 2022) |
| Pass attempts | 42 | Gabriel, Dillon vs Kansas (Oct 15, 2022) |
| Pass completions | 29 | Gabriel, Dillon vs Kansas (Oct 15, 2022) |
| Yards Passing | 403 | Gabriel, Dillon vs Kansas (Oct 15, 2022) |
| TD Passes | 4 | Gabriel, Dillon vs Kansas St. (Sep 24, 2022) |
| Long Pass | 78 | Gabriel, Dillon at TCU (Oct 01, 2022) |
| Receptions | 9 | Mims Jr., Marvin vs Kansas (Oct 15, 2022) |
| Yards Receiving | 163 | Mims Jr., Marvin vs Kent St. (Sep 10, 2022) |
| TD Receptions | 2 | Willis, Brayden vs UTEP (Sep 03, 2022) |
| | | Mims Jr., Marvin vs Kent St. (Sep 10, 2022) |
| | | Willis, Brayden vs Kansas St. (Sep 24, 2022) |
| Long Reception | 78 | Willis, Brayden at TCU (Oct 01, 2022) |
| Field Goals | 2 | Schmit, Zach vs Kansas St. (Sep 24, 2022) |
| Long Field Goal | 44 | Schmit, Zach vs Kansas St. (Sep 24, 2022) |
| Punts | 8 | Turk, Michael at TCU (Oct 01, 2022) |
| | | Turk, Michael vs Texas (Oct 08, 2022) |
| Punting Avg | 55.0 | Turk, Michael vs Kansas (Oct 15, 2022) |
| Long Punt | 60 | Turk, Michael vs Kansas St. (Sep 24, 2022) |
| | | Turk, Michael at TCU (Oct 01, 2022) |
| Punts inside 20 | 3 | Turk, Michael vs Kent St. (Sep 10, 2022) |
| | | Turk, Michael at TCU (Oct 01, 2022) |
| Long Punt Return | 41 | Mims Jr., Marvin vs Kent St. (Sep 10, 2022) |
| Long Kickoff Return | 47 | Farooq, Jalil at TCU (Oct 01, 2022) |
| Tackles | 15 | Ugwoegbu, David vs Kansas St. (Sep 24, 2022) |
| Sacks | 2.5 | Grimes, Reggie vs UTEP (Sep 03, 2022) |
| Tackles For Loss | 4.0 | Stutsman, Danny vs Kent St. (Sep 10, 2022) |
| Interceptions | 1 | Williams, Gentry vs UTEP (Sep 03, 2022) |
| | | Harrington, Justin vs Kent St. (Sep 10, 2022) |
| | | Lawrence, Key at Nebraska (Sep 17, 2022) |
| | | Coldon, C.J. vs Texas (Oct 08, 2022) |
| | | Coldon, C.J. vs Kansas (Oct 15, 2022) |
| | | White,DaShaun vs Kansas (Oct 15, 2022) |

OKLAHOMA GAME HIGHS

| | | |
|------------------|------|------------------------------|
| Rushes | 57 | vs Kansas (Oct 15, 2022) |
| Yards Rushing | 312 | at Nebraska (Sep 17, 2022) |
| Yards Per Rush | 6.8 | vs UTEP (Sep 03, 2022) |
| TD Rushes | 5 | vs Kansas (Oct 15, 2022) |
| Pass attempts | 43 | vs Kansas (Oct 15, 2022) |
| Pass completions | 29 | vs Kansas (Oct 15, 2022) |
| Yards Passing | 403 | vs Kansas (Oct 15, 2022) |
| Yards Per Pass | 10.6 | vs Kent St. (Sep 10, 2022) |
| TD Passes | 4 | vs Kansas St. (Sep 24, 2022) |
| Total Plays | 100 | vs Kansas (Oct 15, 2022) |
| Total Offense | 701 | vs Kansas (Oct 15, 2022) |
| Yards Per Play | 8.1 | vs UTEP (Sep 03, 2022) |
| Points | 52 | vs Kansas (Oct 15, 2022) |
| Sacks By | 6 | vs UTEP (Sep 03, 2022) |
| First Downs | 35 | vs Kansas (Oct 15, 2022) |
| Penalties | 11 | vs Kansas St. (Sep 24, 2022) |
| Penalty Yards | 87 | vs Kansas St. (Sep 24, 2022) |
| Turnovers | 3 | vs Kansas (Oct 15, 2022) |
| Interceptions By | 2 | vs Kansas (Oct 15, 2022) |
| Punts | 8 | at TCU (Oct 01, 2022) |
| | | vs Texas (Oct 08, 2022) |
| Punting Avg | 55.0 | vs Kansas (Oct 15, 2022) |
| Long Punt | 60 | vs Kansas St. (Sep 24, 2022) |
| | | at TCU (Oct 01, 2022) |
| Punts inside 20 | 3 | vs Kent St. (Sep 10, 2022) |
| | | at TCU (Oct 01, 2022) |
| Long Punt Return | 41 | vs Kent St. (Sep 10, 2022) |

OPPONENT SEASON HIGHS

| | | |
|---------------------|------|--|
| Rushes | 25 | Vaughn, Deuce, vs Kansas St. (Sep 24, 2022) |
| Yards Rushing | 148 | Martinez, Adrian, vs Kansas St. (Sep 24, 2022) |
| TD Rushes | 4 | Martinez, Adrian, vs Kansas St. (Sep 24, 2022) |
| Long Rush | 69 | Miller, Kendre, at TCU (Oct 01, 2022) |
| Pass attempts | 42 | Hardison, Gavin, vs UTEP (Sep 03, 2022) |
| Pass completions | 26 | Hardison, Gavin, vs UTEP (Sep 03, 2022) |
| Yards Passing | 302 | Duggan, Max, at TCU (Oct 01, 2022) |
| TD Passes | 4 | Ewers, Quinn, vs Texas (Oct 08, 2022) |
| | | Bean, Jason, vs Kansas (Oct 15, 2022) |
| Long Pass | 73 | Duggan, Max, at TCU (Oct 01, 2022) |
| Receptions | 10 | Palmer, Trey, at Nebraska (Sep 17, 2022) |
| Yards Receiving | 113 | Arnold, Lawrence, vs Kansas (Oct 15, 2022) |
| TD Receptions | 2 | Sanders, Ja'Tavi, vs Texas (Oct 08, 2022) |
| | | Fairchild, Mason, vs Kansas (Oct 15, 2022) |
| | | Arnold, Lawrence, vs Kansas (Oct 15, 2022) |
| Long Reception | 73 | Barber, Taye, at TCU (Oct 01, 2022) |
| Field Goals | 2 | Baechle, Gavin, vs UTEP (Sep 03, 2022) |
| | | Tennant, Chris, vs Kansas St. (Sep 24, 2022) |
| Long Field Goal | 54 | Baechle, Gavin, vs UTEP (Sep 03, 2022) |
| Punts | 6 | Smith, Josh, vs Kent St. (Sep 10, 2022) |
| | | Buschini, Brian, at Nebraska (Sep 17, 2022) |
| Punting Avg | 51.0 | Bleekrode, Timmy, at Nebraska (Sep 17, 2022) |
| Long Punt | 60 | Vernon, Reis, vs Kansas (Oct 15, 2022) |
| Punts inside 20 | 2 | Smith, Josh, vs Kent St. (Sep 10, 2022) |
| | | Zentner, Ty, vs Kansas St. (Sep 24, 2022) |
| Long Punt Return | 13 | James, Raymond, vs Kent St. (Sep 10, 2022) |
| Long Kickoff Return | 58 | Knowles, Malik, vs Kansas St. (Sep 24, 2022) |
| Tackles | 14 | Logan Jr., Kenny, vs Kansas (Oct 15, 2022) |
| Sacks | 2.0 | Johns, Khalib, vs Kent St. (Sep 10, 2022) |
| | | Winters, Dee, at TCU (Oct 01, 2022) |
| Tackles For Loss | 2.0 | Johns, Khalib, vs Kent St. (Sep 10, 2022) |
| | | Winters, Dee, at TCU (Oct 01, 2022) |
| | | Sweat, T'Vondre, vs Texas (Oct 08, 2022) |
| | | Coburn, Keondre, vs Texas (Oct 08, 2022) |
| Interceptions | 1 | Jamison, D'Shawn, vs Texas (Oct 08, 2022) |
| | | Barron, Jahdae, vs Texas (Oct 08, 2022) |
| | | Logan Jr., Kenny, vs Kansas (Oct 15, 2022) |

OPPONENT GAME HIGHS

| | | |
|------------------|------|------------------------------|
| Rushes | 52 | vs Kent St. (Sep 10, 2022) |
| Yards Rushing | 361 | at TCU (Oct 01, 2022) |
| Yards Per Rush | 8.8 | at TCU (Oct 01, 2022) |
| TD Rushes | 5 | at TCU (Oct 01, 2022) |
| Pass attempts | 51 | vs UTEP (Sep 03, 2022) |
| Pass completions | 31 | vs UTEP (Sep 03, 2022) |
| Yards Passing | 307 | at TCU (Oct 01, 2022) |
| Yards Per Pass | 9.8 | vs Kansas (Oct 15, 2022) |
| TD Passes | 4 | vs Texas (Oct 08, 2022) |
| | | vs Kansas (Oct 15, 2022) |
| Total Plays | 83 | vs Kansas St. (Sep 24, 2022) |
| Total Offense | 668 | at TCU (Oct 01, 2022) |
| Yards Per Play | 8.9 | at TCU (Oct 01, 2022) |
| Points | 55 | at TCU (Oct 01, 2022) |
| Sacks By | 4 | at TCU (Oct 01, 2022) |
| First Downs | 34 | vs Texas (Oct 08, 2022) |
| Penalties | 7 | vs Kent St. (Sep 10, 2022) |
| Penalty Yards | 69 | vs Kent St. (Sep 10, 2022) |
| Turnovers | 2 | vs Kent St. (Sep 10, 2022) |
| | | at Nebraska (Sep 17, 2022) |
| | | vs Kansas (Oct 15, 2022) |
| Interceptions By | 2 | vs Texas (Oct 08, 2022) |
| Punts | 7 | at Nebraska (Sep 17, 2022) |
| Punting Avg | 47.4 | vs Kansas St. (Sep 24, 2022) |
| Long Punt | 60 | vs Kansas (Oct 15, 2022) |
| Punts inside 20 | 2 | vs Kent St. (Sep 10, 2022) |
| | | vs Kansas St. (Sep 24, 2022) |
| Long Punt Return | 13 | vs Kent St. (Sep 10, 2022) |

OKLAHOMA'S LONGEST PLAYS

| | | |
|---------------------|-----|--|
| Rushing | 61 | Dillon Gabriel at Nebraska (Sept. 17, 2022) |
| Passing | 78 | Dillon Gabriel to Brayden Willis at TCU (Oct. 1, 2022) |
| Field Goal | 44 | Zach Schmit vs. Kansas State (Sept. 24, 2022) |
| Punt | 60 | Michael Turk vs. K-State (9/24/22); at TCU (10/1/22) |
| Punt Return | 41 | Marvin Mims Jr. vs. Kent State (Sept. 10, 2022) |
| Kickoff Return | 47 | Jalil Farooq at TCU (Oct. 1, 2022) |
| Interception Return | 22 | Justin Harrington vs. Kent State (Sept. 10, 2022) |
| Fumble Return | N/A | |

OKLAHOMA'S LONGEST RUSHES

| Date | Opponent | OU Player | Yards |
|-------|--------------|-----------------|---------|
| 9/17 | Nebraska | Dillon Gabriel | 61 (TD) |
| 9/3 | UTEP | Gavin Freeman | 46 (TD) |
| 9/10 | Kent State | Eric Gray | 44 |
| 10/15 | Kansas | Eric Gray | 35 |
| 9/3 | UTEP | Eric Gray | 35 |
| 9/17 | Nebraska | Jovantae Barnes | 31 |
| 10/15 | Kansas | Eric Gray | 28 (TD) |
| 9/3 | UTEP | Marcus Major | 27 |
| 9/24 | Kansas State | Dillon Gabriel | 26 |
| 10/15 | Kansas | Eric Gray | 25 |
| 9/24 | Kansas State | Eric Gray | 25 |
| 9/17 | Nebraska | Eric Gray | 25 |
| 10/8 | Texas | Jalil Farooq | 24 |
| 9/17 | Nebraska | Eric Gray | 21 (TD) |
| 10/1 | TCU | Jovantae Barnes | 20 (TD) |
| 9/24 | Kansas State | Dillon Gabriel | 20 |

OKLAHOMA'S LONGEST PASS PLAYS

| Date | Opponent | OU Players | Yards |
|-------|--------------|-----------------------------------|---------|
| 10/1 | TCU | Dillon Gabriel to Brayden Willis | 78 |
| 9/10 | Kent State | Dillon Gabriel to Marvin Mims Jr. | 58 (TD) |
| 9/24 | Kansas State | Dillon Gabriel to Theo Wease | 56 (TD) |
| 9/24 | Kansas State | Dillon Gabriel to Marvin Mims Jr. | 50 (TD) |
| 9/3 | UTEP | Dillon Gabriel to Marvin Mims Jr. | 42 |
| 10/15 | Kansas | Dillon Gabriel to Gavin Freeman | 41 |
| 10/15 | Kansas | Dillon Gabriel to Brayden Willis | 38 |
| 9/17 | Nebraska | Dillon Gabriel to Marvin Mims Jr. | 38 |
| 9/10 | Kent State | Dillon Gabriel to Marvin Mims Jr. | 36 (TD) |
| 10/15 | Kansas | Dillon Gabriel to Marvin Mims Jr. | 33 |
| 9/3 | UTEP | Dillon Gabriel to Theo Wease | 33 |
| 9/10 | Kent State | Dillon Gabriel to Marvin Mims Jr. | 32 |
| 9/17 | Nebraska | Dillon Gabriel to Theo Wease | 31 |
| 9/3 | UTEP | Dillon Gabriel to Marvin Mims Jr. | 31 |
| 9/24 | Kansas State | Dillon Gabriel to Jalil Farooq | 30 |
| 9/3 | UTEP | Dillon Gabriel to Brayden Willis | 28 |
| 10/15 | Kansas | Dillon Gabriel to Brayden Willis | 26 |
| 9/24 | Kansas State | Dillon Gabriel to Jalil Farooq | 26 |
| 9/17 | Nebraska | Dillon Gabriel to Jalil Farooq | 25 (TD) |
| 9/17 | Nebraska | Dillon Gabriel to Jalil Farooq | 25 |
| 10/15 | Kansas | Dillon Gabriel to Theo Wease | 24 (TD) |
| 9/17 | Nebraska | Brayden Willis to Marcus Major | 24 (TD) |
| 9/3 | UTEP | Dillon Gabriel to Eric Gray | 24 |
| 10/15 | Kansas | Dillon Gabriel to Jalil Farooq | 21 |
| 9/10 | Kent State | Dillon Gabriel to Theo Wease | 20 |

OKLAHOMA'S LONGEST RETURN PLAYS

| Date | Opponent | OU Player | Yards |
|-------|------------|-------------------------|-------|
| 9/10 | Kent State | Marvin Mims Jr. (PR) | 41 |
| 9/17 | Nebraska | Marvin Mims Jr. (PR) | 34 |
| 9/3 | UTEP | Billy Bowman (KR) | 26 |
| 9/10 | Kent State | Justin Harrington (INT) | 22 |
| 10/15 | Kansas | Jalil Farooq (KR) | 21 |
| 10/8 | Texas | C.J. Coldon (INT) | 20 |
| 9/10 | Kent State | Billy Bowman (KR) | 20 |

OKLAHOMA'S LONGEST SCORING DRIVES

| Date | Opponent | Quarter | Plays-Yards | TOP | Drive Ended |
|-------|--------------|---------|-------------|--------|-------------|
| 9/3 | UTEP | 1st | 6-93 | 1:48 | Touchdown |
| 9/10 | Kent State | 3rd | 3-82 | 0:33 | Touchdown |
| 10/15 | Kansas | 1st | 5-80 | 0:57 | Touchdown |
| 9/10 | Kent State | 3rd | 4-80 | 0:58 | Touchdown |
| 9/3 | UTEP | 3rd | 10-80 | 2:40 | Touchdown |
| 10/15 | Kansas | 1st | 10-79 | 2:41 | Touchdown |
| 10/1 | TCU | 1st | 4-76 | 1:32 | Touchdown |
| 9/10 | Kent State | 2nd | 5-76 | 0:52 | Touchdown |
| 10/15 | Kansas | 3rd | 10-75 | 3:20 | Touchdown |
| 10/15 | Kansas | 1st | 9-75 | 2:22 | Touchdown |
| 9/24 | Kansas State | 4th | 9-75 | 3:24 | Touchdown |
| 9/24 | Kansas State | 4th | 12-75 | 1:23 | Touchdown |
| 9/17 | Nebraska | 1st | 5-75 | 1:49 | Touchdown |
| 9/3 | UTEP | 1st | 5-75 | 1:17 | Touchdown |
| 10/1 | TCU | 3rd | 14-73 | 5:10** | Touchdown |
| 9/24 | Kansas State | 1st | 3-70 | 0:52 | Touchdown |
| 9/10 | Kent State | 3rd | 7-68 | 2:13 | Touchdown |
| 9/3 | UTEP | 2nd | 11-68 | 4:01 | Touchdown |
| 10/15 | Kansas | 2nd | 7-65 | 2:12 | Touchdown |
| 10/1 | TCU | 2nd | 7-65 | 1:41 | Touchdown |
| 9/17 | Nebraska | 2nd | 5-65 | 1:10 | Touchdown |
| 9/3 | UTEP | 3rd | 7-64 | 1:51 | Touchdown |
| 9/24 | Kansas State | 2nd | 4-63 | 1:09 | Touchdown |
| 9/17 | Nebraska | 2nd | 6-63 | 1:55 | Touchdown |
| 9/17 | Nebraska | 1st | 7-63 | 2:17 | Touchdown |
| 9/17 | Nebraska | 3rd | 9-60 | 3:10 | Touchdown |
| 10/15 | Kansas | 4th | 16-55 | 5:15^ | Field Goal |
| 9/3 | UTEP | 1st | 2-55 | 0:30* | Touchdown |
| 10/15 | Kansas | 2nd | 3-54 | 0:49 | Touchdown |
| 9/24 | Kansas State | 2nd | 8-51 | 3:28 | Field Goal |

*Shortest scoring drive by time of possession

**Longest touchdown drive by time of possession | ^Longest scoring drive by TOP

OPPONENTS' LONGEST PLAYS

| | | |
|---------------------|-----|---|
| Rushing | 69 | Keandre Miller, TCU (Oct. 1, 2022) |
| Passing | 32 | Max Duggan to Taye Barber, TCU (Oct. 1, 2022) |
| Field Goal | 54 | Gavin Baechle, UTEP (Sept. 3, 2022) |
| Punt | 54 | Ty Zentner, Kansas State (Sept. 24, 2022) |
| Punt Return | 2 | Marcus Bellon, UTEP (Sept. 3, 2022) |
| Kickoff Return | 58 | Malik Knowles, Kansas State (Sept. 24, 2022) |
| Interception Return | 17 | Kenny Logan Jr., Kansas (Oct. 15, 2022) |
| Fumble Return | N/A | |


BIG 12/NCAA RANKINGS

INDIVIDUAL

| Category | Player | Stat | Big 12 Rank | NCAA Rank |
|-----------------------------|-----------------|-------|-------------|-----------|
| Completion Percentage | Dillon Gabriel | 65.1 | 6 | 41 |
| Completions/Game | Dillon Gabriel | 19.0 | 5 | 60 |
| Passing Efficiency | Dillon Gabriel | 166.2 | 3 | 13 |
| Passing Yards | Dillon Gabriel | 1,618 | 5 | 65 |
| Passing TDs | Dillon Gabriel | 13 | 3 | 42 |
| Passing Yards/Game | Dillon Gabriel | 269.7 | 2 | 28 |
| Yards/Pass Attempt | Dillon Gabriel | 9.3 | 2 | 10 |
| Yards/Pass Completion | Dillon Gabriel | 14.2 | 1 | 13 |
| Rushing Yards | Eric Gray | 695 | 4 | 23 |
| Rushing Yards/Game | Eric Gray | 99.3 | 4 | 20 |
| Rush Yards/Carry | Eric Gray | 7.2 | 1 | 1 |
| Rushing TDs | Marcus Major | 5 | 10 | 80 |
| Receiving Yards | Marvin Mims Jr. | 542 | 3 | 49 |
| Receiving Yards/Game | Marvin Mims Jr. | 77.4 | 3 | 41 |
| Yards/Reception | Marvin Mims Jr. | 16.9 | 7 | 48 |
| | Theo Wease | 16.7 | 8 | 54 |
| | Brayden Willis | 15.6 | 11 | 93 |
| Receiving TDs | Brayden Willis | 5 | 2 | 40 |
| All Purpose Yards/Game | Eric Gray | 114.3 | 4 | 44 |
| | Marvin Mims Jr. | 94.7 | 8 | 84 |
| Total Offense/Game | Dillon Gabriel | 296.8 | 3 | 29 |
| Field Goals/Game | Zach Schmit | 0.9 | 8 | 82 |
| Field Goal Pct. | Zach Schmit | 85.7 | 4 | 33 |
| Total Points Scored | Zach Schmit | 49 | 12 | 93 |
| Points Scored/Game | Sach Schmit | 7.0 | 11 | 81 |
| Points Responsible For | Dillon Gabriel | 96 | 4 | 44 |
| Points Responsible For/Game | Dillon Gabriel | 16.0 | 3 | 25 |
| Sacks/Game | Reggie Grimes | 0.6 | 5 | 61 |
| Total Tackles/Game | Danny Stutsman | 8.9 | 2 | 38 |
| | David Ugwoegbu | 8.9 | 2 | 38 |
| Punting | Michael Turk | 45.2 | 1 | 12 |

TEAM

| Category | Stat | Big 12 Rank | NCAA Rank |
|-------------------------------|-------|-------------|-----------|
| Scoring Offense | 33.9 | 8 | 36 |
| Scoring Defense | 31.0 | 9 | 102 |
| Total Offense | 471.9 | 3 | 23 |
| Total Defense | 447.1 | 9 | 116 |
| Rushing Offense | 222.6 | 3 | 14 |
| Rushing Defense | 207.4 | 10 | 121 |
| Pass Offense | 249.3 | 8 | 60 |
| Pass Defense | 239.7 | 5 | 85 |
| Pass Efficiency | 150.8 | 5 | 35 |
| Pass Defense Efficiency | 138.4 | 8 | 92 |
| Passes Had Intercepted | 3 | 3 | 12 |
| Passes Intercepted | 6 | 5 | 60 |
| Sacks/Game | 2.1 | 5 | 58 |
| Sacks Allowed/Game | 2.3 | 9 | 84 |
| Tackles for Loss/Game | 7.4 | 2 | 10 |
| First Downs | 169 | 6 | 45 |
| First Downs Allowed | 182 | 9 | 118 |
| 3rd-Down Conversion Pct. | 43.7 | 6 | 43 |
| Opp. 3rd-Down Conversion Pct. | 44.8 | 9 | 112 |
| 4th-Down Conversion Pct. | 50.0 | 7 | 70 |
| Opp. 4th-Down Conversion Pct. | 33.3 | 1 | 14 |
| Red Zone Offense Pct. | 84.6 | 8 | 59 |
| Red Zone Defense Pct. | 85.7 | 5 | 82 |
| Penalties/Game | 6.1 | 7 | 59 |
| Penalty Yards/Game | 56.7 | 10 | 68 |
| Time of Possession | 26:19 | 10 | 125 |
| Turnover Margin | 0.14 | 5 | 61 |
| Net Punt Average | 40.8 | 2 | 26 |
| Kick Return Average | 20.1 | 6 | 71 |
| Kickoff Coverage | 25.8 | 10 | 122 |
| Punt Return Average | 15.9 | 2 | 11 |
| Punt Coverage | 1.3 | 3 | 7 |

| 9/5/22 • Gaylord Family – Oklahoma Memorial Stadium (83,173) • Norman | | |
|---|--------------------|-----------|
|  | UTEP | 13 |
| | #9 OKLAHOMA | 45 |

NORMAN — Oklahoma made Brent Venables' first game as a head coach a memorable one as it raced to a 21-0 lead in the first 8:17 and beat UTEP 45-13. The Sooners outgained the Miners by 176 yards (492-316) and showcased a balanced offensive attack with 259 rushing yards and 233 passing yards. They allowed just 28 rushing yards on 31 carries.

In his OU debut, quarterback Dillon Gabriel completed 15 of 23 passes for 233 yards and two touchdowns. He also rushed six times for 20 yards and scored on a 12-yard burst for the game's first points. Tight end Brayden Willis caught both TD passes (scoring from six and 28 yards) the second of which gave OU a 28-10 lead.

Eric Gray rushed a team-high 16 times for 102 yards, marking his sixth-career 100-yard game and first as a Sooner. Marcus Major ran seven times for 54 yards and scored from one and six yards in the third quarter. On his second-career play and first touch, freshman receiver Gavin Freeman scored on a 46-yard rushing play to give the Sooners a 21-0 lead.

Safety Billy Bowman and linebacker Danny Stutsman led OU with nine tackles apiece, career highs for both. Defensive end Reggie Grimes finished with a career-high 2.5 sacks and cornerback Gentry Williams recorded an interception in the end zone on UTEP's final possession. OU possessed the ball for just 21:27 out of 60 minutes.

| Score by Quarters | 1 | 2 | 3 | 4 | Score |
|-------------------|----|----|----|---|-------|
| UTEP | 0 | 10 | 0 | 3 | 13 |
| Oklahoma | 21 | 7 | 14 | 3 | 45 |

Record: (0-2, 0-0 C-USA)
Record: (1-0, 0-0 Big 12)

Scoring Summary:

| | | |
|-----|--|---------|
| 1st | 13:43 OU - Gabriel, Dillon 12 yd run (Schmit, Zach kick) | |
| | 5 plays, 75 yards, TOP 01:17 | 0 - 7 |
| 1st | 09:18 OU - Willis, Brayden 6 yd pass from Gabriel, Dillon (Schmit, Zach kick) | |
| | 6 plays, 93 yards, TOP 01:48 | 0 - 14 |
| 1st | 06:43 OU - Freeman, Gavin 46 yd run (Schmit, Zach kick) | |
| | 2 plays, 55 yards, TOP 00:30 | 0 - 21 |
| 2nd | 14:12 UTEP - Baechle, Gavin 48 yd field goal | |
| | 14 plays, 44 yards, TOP 07:31 | 3 - 21 |
| 2nd | 08:18 UTEP - Awatt, Ronald 2 yd run (Baechle, Gavin kick) | |
| | 10 plays, 85 yards, TOP 05:10 | 10 - 21 |
| 2nd | 00:55 OU - Willis, Brayden 28 yd pass from Gabriel, Dillon (Schmit, Zach kick) | |
| | 11 plays, 68 yards, TOP 04:01 | 10 - 28 |
| 3rd | 10:48 OU - Major, Marcus 1 yd run (Schmit, Zach kick) | |
| | 10 plays, 80 yards, TOP 02:40 | 10 - 35 |
| 3rd | 03:16 OU - Major, Marcus 6 yd run (Schmit, Zach kick) | |
| | 7 plays, 64 yards, TOP 01:51 | 10 - 42 |
| 4th | 14:01 UTEP - Baechle, Gavin 54 yd field goal | |
| | 11 plays, 38 yards, TOP 04:15 | 13 - 42 |
| 4th | 05:17 OU - Schmit, Zach 22 yd field goal | |
| | 9 plays, 37 yards, TOP 05:28 | 13 - 45 |

| | UTEP | OU |
|----------------------------|---------|---------|
| FIRST DOWNS | 26 | 23 |
| RUSHES-YARDS (NET) | 31-28 | 38-259 |
| PASSING YDS (NET) | 288 | 233 |
| Passes Att-Comp-Int | 31-51-1 | 15-23-0 |
| TOTAL OFFENSE PLAYS-YARDS | 82-316 | 61-492 |
| Fumble Returns-Yards | 0-0 | 0-0 |
| Punt Returns-Yards | 2-(-2) | 2-17 |
| Kickoff Returns-Yards | 2-31 | 2-51 |
| Interception Returns-Yards | 0-0 | 1-0 |
| Punts (Number-Avg) | 5-42.2 | 3-45.3 |
| Fumbles-Lost | 3-0 | 1-0 |
| Penalties-Yards | 6-50 | 7-59 |
| Possession Time | 38:33 | 21:27 |
| Third-Down Conversions | 5 of 15 | 3 of 8 |
| Fourth-Down Conversions | 1 of 2 | 1 of 1 |
| Red-Zone Scores-Chances | 1-1 | 5-5 |
| Sacks By: Number-Yards | 2-10 | 6-46 |

RUSHING: UTEP – Awatt, R. 12-39; Hankins, D. 6-15; Walker, C. 2-9; Burgess Jr., T. 1-5; Brownholtz 2-0; Akharaiyi, K. 1-6; Hardison, G. 7-34. **OU** – Gray, E. 16-102; Major, M. 7-54; Freeman, G. 1-46; Barnes, J. 4-25; Gabriel, D. 6-20; Walker, T. 2-10; Beville, D. 1-4; TEAM 1-2.

PASSING: UTEP – Hardison, G. 26-42-0-244; Brownholtz, C. 5-8-0-44. **OU** – Gabriel, D. 15-23-2-233.

RECEIVING: UTEP – Flores, R. 7-76; Smith, T. 8-71; Ballard, J. 5-39; Akharaiyi, K. 4-36; Tupou, J. 1-24; Clarke, J. 1-13; Awatt, R. 1-11; Dawn Jr., W. 2-9; Fryar, Z. 1-5; Bellon, M. 1-4. **OU** – Mims, M. 3-81; Willis, B. 3-40; Wease, T. 3-37; Gray, E. 2-33; Stoops, D. 2-25; Farooq, J. 1-9; Major, M. 1-8.

TACKLES (UA-A): UTEP – Prince, J. 7-3; Knight, T. 6-3; Hylton, K. 3-5; Wallerstedt, C. 2-3; Taylor, J. 3-1; Neal, J. 1-2; Baptist, D. 1-2; Wilston, T. 1-1; James, T. 1-1; Wilson Jr., J. 1-1; Moss, K. 0-2; Shelton, L. 2-0; Hugue, T. 0-2; Barnes, D. 1-1; Johnson, I. 0-2; Rudolph, J. 1-1; Westmoreland, M. 0-1; Thompson, B. 0-1; Williams, T. 1-0; Trotter, D. 0-1; Allen, J. 1-0; Tejada, A. 0-1; Williams, D. 0-1; Tonga'u'uiha, S. 0-1. **OU** – Bowman, B. 7-2; Stutsman, D. 6-3; Ugwoegbu, 3-4; Morrison, T. 1-4; White, D. 2-3; Harrington, J. 4-1; Kanak, J. 0-4; Whittier, S. 1-3; Broiles, J. 0-4; Davis, J. 1-2; Lawrence, K. 0-3; Grimes, R. 2-1; Johnson, J. 0-3; Graham, D. J. 2-0; Harmon, D. 1-1; Coldon, C. J. 1-1; Thomas, R. 1-1; Downs, E. 1-1; Gilliam, K. 1-1; Ellison, J. 1-1; Coe, I. 1-1; Washington, W. 1-0; Lulu, J. 0-1; Dennis, K. 0-1; Williams, G. 1-0; Redmond, J. 0-1; Kelley, J. 0-1.

| 9/10/21 • Gaylord Family – Oklahoma Memorial Stadium (83,911) • Norman | | |
|--|--------------------|-----------|
|  | KENT STATE | 3 |
| | #7 OKLAHOMA | 33 |

NORMAN — No. 7/7 Oklahoma trailed 3-0 late in the first half but drove 76 yards to score a touchdown with 18 seconds remaining in the second quarter and outscored Kent State 26-0 after halftime to post a 33-3 home win. The Golden Flashes were picked by MAC head coaches to win the league's east division title.

Kent State's three points were the fewest Oklahoma allowed an FBS opponent since a 41-3 win at Kansas in 2017. The Sooners recorded 14 tackles for loss against the Golden Flashes (their most since 2019) and three sacks.

Dillon Gabriel completed 21 of 28 pass attempts for 296 yards and three touchdowns without an interception. His TD passes covered 36, 18 and 58 yards. The 36- and 58-yarders went to receiver Marvin Mims Jr., who tied a career high with seven catches for a career-high 163 yards. He also set a career high with 203 all-purpose yards with the help of a 41-yard punt return, OU's longest since 2019.

For the first time since 2018, three Sooners registered double-digit tackles in a game. Linebacker Danny Stutsman (12) and safety Billy Bowman (11) set career highs in tackles for the second straight game, while safety Justin Broiles tied a career high with 11 stops in his first start of the season. Stutsman recorded 4.0 tackles for loss, OU's most in three seasons, and added a sack, while Bowman was credited with a forced fumble and recovery on the same play.

Justin Harrington made his first career interception, David Ugwoegbu logged a safety and Reggie Grimes recorded 2.5 TFLs and 1.5 sacks.

| Score by Quarters | 1 | 2 | 3 | 4 | Score |
|-------------------|---|---|----|---|-------|
| Kent State | 0 | 3 | 0 | 0 | 3 |
| Oklahoma | 0 | 7 | 24 | 2 | 33 |

Record: (0-2, 0-0 MAC)
Record: (2-0, 0-0 Big 12)

Scoring Summary:

| | | |
|-----|---|--|
| 1st | 12:01 OU - Stogner, Austin 20 yd pass from Rattler, S. (Brkic, Gabe kick) | |
| | 3 plays, 45 yards, TOP 1:08 | |
| 2nd | 8:27 KSU - A.Glass 37 yd FG | |
| | 15 plays, 72 yards, TOP 7:21 | |
| 2nd | 0:18 OU - Mims, Marvin 36 yd pass from Gabriel, D. (Schmit, Z. kick) | |
| | 5 plays, 76 yards, TOP 0:52 | |
| 3rd | 12:41 OU - Major, Marcus 16 yd rush (Schmit, Z. kick) | |
| | 7 plays, 68 yards, TOP 2:13 | |
| 3rd | 9:51 OU - Schmit, Zach 25 yd FG | |
| | 7 plays, 26 yards, TOP 1:39 | |
| 3rd | 5:31 OU - Stoops, Drake 18 yd pass from Gabriel, D. (#34 Z.Schmit kick) | |
| | 4 plays, 80 yards, TOP 0:58 | |
| 3rd | 1:35 OU - Mims, Marvin, 58 yd pass from Gabriel, D. (#34 Z.Schmit kick) | |
| | 3 plays, 82 yards, TOP 0:33 | |
| 4th | 12:00 OU - Ugwoegbu, David, safety, TOP 1:16 | |

| | KSU | OU |
|----------------------------|---------|---------|
| FIRST DOWNS | 20 | 20 |
| RUSHES-YARDS (NET) | 52-164 | 36-134 |
| PASSING YDS (NET) | 131 | 296 |
| Passes Att-Comp-Int | 11-21-1 | 21-28-0 |
| TOTAL OFFENSE PLAYS-YARDS | 73-295 | 64-430 |
| Fumble Returns-Yards | 1-0 | 0-0 |
| Punt Returns-Yards | 6-260 | 6-232 |
| Kickoff Returns-Yards | 3-173 | 6-390 |
| Interception Returns-Yards | 0-0 | 1-22 |
| Punts (Number-Avg) | 6-43.3 | 6-38.7 |
| Fumbles-Lost | 1-1 | 1-0 |
| Penalties-Yards | 7-56 | 5-25 |
| Possession Time | 36:19 | 23:41 |
| Third-Down Conversions | 6-16 | 3-12 |
| Fourth-Down Conversions | 0-1 | 1-2 |
| Red-Zone Scores-Chances | 1-2 | 3-3 |
| Sacks By: Number-Yards | 3-10 | 3-18 |

RUSHING: KSU – Schlee, C. 12-74; Cooper, M. 22-73; Bradford, B. 8-31; Garcia, G. 5-29; Bangura, D. 3-7; Cephas, D. 1-4. **OU** – Gray, E. 10-71; Major, M. 5-39-1; Barnes, J. 9-21; Walker, T. 5-21; Mims, M. 1-0; Gabriel, D. 4-0.

PASSING: Kent State– Schlee, C. 11-19-0; Kargman, D. 0-2-1. **OU** – Gabriel, D. 21-28-0.

RECEIVING: Kent State – Cephas, D. 4-50; James, R. 2-10; Leach, K. 1-23; Copper, M. 1-22; Walker, D. 1-12; Bradford, B. 1-11; Orr, K. 1-3. **OU** – Mims, M. 7-163; Wease, T. 3-37; Stoops, D. 3-33; Parker, D. 2-21; Hester, J. 1-13; Major, M. 1-11; Walker, T. 1-7; Gray, E. 1-6; Willis, B. 1-4; Freeman, G. 1-1.

TACKLES (UA-A): Kent State – Bolden, N. 4-8; Pierre, M. 4-4; Richardson, A. 3-4; Evans, J. 4-2; Miller, D. 2-4; Johns, K. 2-4; Slattery, S. 2-3; Michael, G. 3-1; Baka, J. 1-2; Miller, M. 0-3; Murphy, L. 0-3; Harris, C. 1-1; Harmon, M. 1-1; Wallace, J. 1-0; Blue, C. 1-0; Smith, J. 1-0; Garcia, G. 1-0; Billotte, O. 0-1; West, Z. 0-1; Gamble, K. 0-1; Diaby, S. 0-1; Gater, L. 0-1; Branch, A. 0-1. **OU** – Stutsman, D. 9-3; Broiles, J. 5-6; Bowman, B. 4-7; Ugwoegbu, D. 3-3; White, D. 1-4; Harmon, D. 1-4; Grimes, R. 3-1; Redmond, J. 2-1; Ellison, J. 1-2; Kanak, J. 0-3; Downs, E. 0-3; Halton, G. 0-3; Johnson, J. 1-1; Washington, W. 1-1; Harrington, J. 0-2; Davis, J. 1-0; Kelley, J. 1-0; Coe, I. 1-0; West, T. 1-0; Morrison, T. 1-0; Goldon, C. 1-0; Gilliam, K. 0-1; Lulu, J. 0-1; Smith, C. 0-1; McCoy, J. 0-1; Graham, D. 0-0.

| 9/17/22 • Memorial Stadium (87,161) • Lincoln, Neb. | | |
|---|--------------------|-----------|
|  | #6 OKLAHOMA | 49 |
| | NEBRASKA | 14 |

LINCOLN, Neb. — In its first game at Nebraska since 2009, No. 6/6 Oklahoma scored seven consecutive touchdowns and posted its highest point and yardage (580) totals ever in Lincoln in a 49-14 win. OU's 35-point victory margin was its largest in a true road game since 2017.

The Sooners surrendered 77 yards on Nebraska's first possession but just 71 more the rest of the first half in taking a 35-7 lead to the locker room. For the game, Oklahoma outgained the Huskers by 253 yards (580-327).

Eric Gray rushed for a game-high 113 yards and two touchdowns on just 11 carries (10.3 yards per rush) while Marcus Major carried 12 times for 35 yards and a 1-yard score. Major also caught a 24-yard touchdown pass, the first receiving score of his career, that came from tight end Brayden Willis. It was Willis' first career pass.

Dillon Gabriel completed 16 of 27 pass attempts for 230 yards and two touchdowns (no interceptions) in his two-and-a-half quarters of work. After NU took its 7-0 lead, Gabriel ran for a 61-yard touchdown, the longest rush of his career.

Jalil Farooq finished with three catches for 58 yards, including a 25-yard touchdown that marked his first career score. Theo Wease caught a 15-yard TD pass, his first score since the 2020 season.

Freshman linebacker Jaren Kanak logged game and career highs of 10 tackles and forced and recovered a fumble on the first play of the third quarter. Junior defensive back Key Lawrence had six tackles, an interception, a forced fumble and a pass breakup.

| Score by Quarters | 1 | 2 | 3 | 4 | Score | |
|-------------------|----|----|----|---|-------|----------------------------|
| Oklahoma | 14 | 21 | 14 | 0 | 49 | Record: (3-0, 0-0 Big 12) |
| Nebraska | 7 | 0 | 0 | 7 | 14 | Record: (1-3, 0-1 Big Ten) |

Scoring Summary:

| | | |
|-----|--|-------|
| 1st | 11:19 NEB - Palmer, T. 32 yd pass from Thompson, C. (Bleekrode, T. kick) | |
| | 6 plays, 77 yards, TOP 01:57 | 0-7 |
| 1st | 09:30 OU - Gabriel, D. 61 yd rush (Schmit, Z. kick) | |
| | 5 plays, 75 yards, TOP 01:49 | 7-7 |
| 1st | 01:57 OU - Farooq, J. 25 yd pass from Gabriel, D. (Schmit, Z. kick) | |
| | 7 plays, 63 yards, TOP 02:17 | 14-7 |
| 2nd | 14:48 OU - Major, M. 1 yd rush (Schmit, Z. kick) | |
| | 5 plays, 23 yards, TOP 00:55 | 21-7 |
| 2nd | 11:35 OU - Major, M. 24 yd pass from Willis, B. (Schmit, Z. kick) | |
| | 6 plays, 63 yards, TOP 01:55 | 28-7 |
| 2nd | 01:44 OU - Gray, E. 16 yd rush (Schmit, Z. kick) | |
| | 5 plays, 65 yards, TOP 01:10 | 35-7 |
| 3rd | 13:13 OU - Gray, E. 21 yd rush (Schmit, Z. kick) | |
| | 7 plays, 46 yards, TOP 01:41 | 42-7 |
| 3rd | 08:59 OU - Wease, T. 15 yd pass from Gabriel, D. (Schmit, Z. kick) | |
| | 9 plays, 60 yards, TOP 03:10 | 49-7 |
| 4th | 03:17 NEB - Purdy, C. 8 yd rush (Bleekrode T. kick) | |
| | 13 plays, 82 yards, TOP 05:04 | 49-14 |

| | OU | NU |
|----------------------------|----------|---------|
| FIRST DOWNS | 31 | 21 |
| RUSHES-YARDS (NET) | 54-312 | 45-163 |
| PASSING YDS (NET) | 268 | 164 |
| Passes Comp-Att-Int | 19-30-0 | 21-31-1 |
| TOTAL OFFENSE PLAYS-YARDS | 84-580 | 76-327 |
| Fumble Returns-Yards | 0-0 | 0-0 |
| Punt Returns-Yards | 4-61 | 1-1 |
| Kickoff Returns-Yards | 0-0 | 0-0 |
| Interception Returns-Yards | 1-0 | 0-0 |
| Punts (Number-Avg) | 3-48.7 | 7-42.3 |
| Fumbles-Lost | 3-1 | 2-1 |
| Penalties-Yards | 6-65 | 5-40 |
| Possession Time | 29:36 | 30:24 |
| Third-Down Conversions | 10 of 16 | 6 of 17 |
| Fourth-Down Conversions | 1 of 2 | 0 of 2 |
| Red-Zone Scores-Chances | 3-4 | 1-2 |
| Sacks By: Number-Yards | 4-32 | 2-7 |

RUSHING: OU — Gray, E. 11-113; Barnes, J. 13-77; Gabriel, D. 6-55; Major, M. 12-35; Walker, T. 4-17; Beville, D. 1-13; Stoops, D. 2-5; Mims, M. 1-4. **NU** — Ervin, G. 7-60; Allen, A. 11-49; Grant, A. 13-36; Purdy, C. 5-29; Yant, J. 4-19; Thompson, C. 5--30.

PASSING: OU — Gabriel, D. 16-27-0-230; Beville, D. 2-2-0-14; Willis, B. 1-1-0-24. **NU** — Thompson, C. 14-20-0-129; Purdy, C. 7-11-1-35.

RECEIVING: OU — Mims, M. 4-66; Farooq, J. 3-58; Stoops, D. 3-32; Wease, T. 2-46; Willis, B. 2-19; Major, M. 1-24; Bunkley-Shelton, L. 1-10; Parker, D. 1-5; Gray, E. 1-4; Helms, K. 1-4. **NU** — Palmer, T. 10-92; Washington, M. 2-17; Belt, B. 2-9; Martin, O. 1-18; Brown, A. 1-11; Brewington, C. 1-6; Liewer, W. 1-5; Boerkercher, N. 1-4; Vokolek, T. 1-2; Garcia-Castaneda, I. 1-0.

TACKLES (UA-A): OU — Kanak, J. 3-7; White, D. 4-2; Lawrence, K. 4-2; Ugwoegbu, D. 3-3; Harrington, J. 1-4; Bowman, B. 3-1; Smith, C. 3-1; Stutsman, D. 2-2; Morrison, T. 2-2; Whittier, S. 1-3; Downs, E. 3-0; Washington, W. 2-1; Grimes, R. 2-1; Graham, D. 1-2; Harmon, D. 1-1; Lailu, J. 1-1; Stripling, M. 0-2; Halton, G. 0-2; Redmond, J. 1-0; Davis, J. 1-0; Gilliam, K. 1-0; Dennis, K. 1-0; Broiles, J. 0-1; Walker, K. 0-1; Kelley, J. 0-1; Williams, G. 0-1; Cordon, C. 0-1. **NU** — Reimer, L. 3-5; Kolarevic, C. 2-6; Buford, M. 6-1; Mathis, O. 4-3; Farmer, M. 4-2; Henrich, N. 3-3; Newsome, Q. 4-1; Nelson, G. 3-2; Mauga-Clements, E. 3-2; Wynn, S. 1-3; Gifford, I. 3-0; Drew, D. 1-2; Tannor, C. 1-1; Hutmacher, N. 0-2; Hill, T. 1-0; Buschini, B. 1-0; Sanford, P. 1-0; Robinson, T. 1-0; Clark, B. 1-0; Lynum, T. 1-0; Butler, J. 1-0; Hausmann, E. 1-0; Brewington, C. 0-1.

| 9/24/22 • Gaylord Family — Oklahoma Memorial Stadium (84,376) • Norman | | |
|---|---------------------|-----------|
|  | KANSAS STATE | 41 |
| | #6 OKLAHOMA | 34 |

NORMAN — No. 6/6 Oklahoma racked up 550 yards of offense and didn't commit a turnover, but came up on the wrong end of a 41-34 outcome. The loss snapped OU's 10-game home winning streak and was just its second defeat in its last 30 home outings (both to the Wildcats).

Kansas State scored on its first two possessions to take a 14-0 lead before OU responded with a pair of long touchdown passes from Dillon Gabriel to knot the score. The scoring throws went to Theo Wease (career-long 56-yard reception) with 52 seconds left in the first quarter and Marvin Mims Jr. (50-yarder) with 12:24 left in the second quarter. The Wildcats led 24-17 at halftime and the Sooners never got closer than four points the rest of the way.

Gabriel completed 26 of 39 passes (67%) and set personal OU highs of 330 passing yards and four passing touchdowns. He also rushed seven times for 61 yards. Mims finished with four catches for a game-high 87 yards, Wease caught three passes for 75 yards, Jalil Farooq had five receptions for 69 yards and Brayden Willis caught five passes for 41 yards, two of them for fourth-quarter touchdowns.

Eric Gray rushed for 114 yards on 16 carries (7.1 yards per rush) for his third 100-yard effort of the season. He also caught a team-high seven passes for 45 yards.

Kansas State quarterback Adrian Martinez accounted for five touchdowns, rushing 21 times for 148 yards and four scores and throwing for 234 yards and another TD.

| Score by Quarters | 1 | 2 | 3 | 4 | Score | |
|-------------------|----|----|---|----|-------|---------------------------|
| Kansas State | 14 | 10 | 3 | 14 | 41 | Record: (3-1, 1-0 Big 12) |
| Oklahoma | 7 | 10 | 3 | 14 | 34 | Record: (3-1, 0-1 Big 12) |

Scoring Summary:

| | | |
|-----|--|-------|
| 1st | 09:57 KSU - Martinez, A. 6 yd rush (Tennant, C. kick) | |
| | 12 plays, 75 yards, TOP 05:03 | 7-0 |
| 1st | 05:37 KSU - Knowles, M. 6 yd pass from Martinez, A. (Tennant, C. kick) | |
| | 7 plays, 80 yards, TOP 03:11 | 14-0 |
| 1st | 02:32 OU - Wease, T. 56 yd pass from Gabriel, D. (Schmit, Z. kick) | |
| | 3 plays, 70 yards, TOP 00:52 | 14-7 |
| 2nd | 12:24 OU - Mims, M. 50 yd pass from Gabriel, D. (Schmit, Z. kick) | |
| | 4 plays, 63 yards, TOP 01:09 | 14-14 |
| 2nd | 06:15 KSU - Martinez, A. 3 yd rush (Tennant, C. kick) | |
| | 11 plays, 42 yards, TOP 05:59 | 21-14 |
| 2nd | 02:47 OU - Schmit, Z. 41 yd FG | |
| | 8 plays, 51 yards, TOP 03:28 | 21-17 |
| 2nd | 00:00 KSU - Tennant, C. 23 yd FG | |
| | 10 plays, 70 yards, TOP 02:47 | 24-17 |
| 3rd | 11:42 OU - Schmit, Z. 44 yd FG | |
| | 8 plays, 48 yards, TOP 03:18 | 24-20 |
| 3rd | 03:24 KSU - Tennant, C. 29 yd FG | |
| | 11 plays, 69 yards, TOP 03:53 | 27-20 |
| 4th | 08:00 KSU - Martinez, A. 15 yd rush (Tennant, C. kick) | |
| | 8 plays, 80 yards, TOP 03:45 | 34-20 |
| 4th | 04:36 OU - Willis, B. 1 yd pass from Gabriel, D. (Schmit, Z. kick) | |
| | 9 plays, 75 yards, TOP 03:24 | 34-27 |
| 4th | 01:58 KSU - Martinez, A. 1 yd rush (Tennant, C. kick) | |
| | 7 plays, 75 yards, TOP 02:38 | 41-27 |
| 4th | 00:35 OU - Willis, B. 10 yd pass from Gabriel, D. (Schmit, Z. kick) | |
| | 12 plays, 75 yards, TOP 01:23 | 41-34 |


| | KSU | OU |
|----------------------------|---------|---------|
| FIRST DOWNS | 28 | 26 |
| RUSHES-YARDS (NET) | 49-275 | 34-220 |
| PASSING YDS (NET) | 234 | 330 |
| Passes Att-Comp-Int | 21-34-0 | 26-39-0 |
| TOTAL OFFENSE PLAYS-YARDS | 83-509 | 73-550 |
| Fumble Returns-Yards | 0-0 | 0-0 |
| Punt Returns-Yards | 0-0 | 0-0 |
| Kickoff Returns-Yards | 1-58 | 1-10 |
| Interception Returns-Yards | 0-0 | 0-0 |
| Punts (Number-Avg) | 5-47.4 | 5-51.2 |
| Fumbles-Lost | 0-0 | 0-0 |
| Penalties-Yards | 6-37 | 11-87 |
| Possession Time | 35:04 | 24:56 |
| Third-Down Conversions | 8 of 17 | 4 of 13 |
| Fourth-Down Conversions | 2 of 2 | 1 of 2 |
| Red-Zone Scores-Chances | 7-7 | 3-3 |
| Sacks By: Number-Yards | 1-5 | 0-0 |

RUSHING: KSU — Martinez, A. 21-148; Vaughn, D. 25-116; Giddens, D. 2-13. **OU** — Gray, E. 16-115; Gabriel, D. 7-61; Major, M. 9-37; Farooq, J. 2-8.

PASSING: KSU — Martinez, A. 21-34-0-234. **OU** — Gabriel, D. 26-39-0-330.

RECEIVING: KSU — Brooks, P. 7-56; Sinnott, B. 4-80; Knowles, M. 4-52; Warner, K. 3-26; Vaughn, D. 2-13; Garcia, R. 1-7. **OU** — Gray, E. 7-45; Farooq, J. 5-69; Willis, B. 5-41; Mims, M. 4-87; Wease, T. 3-75; Major, M. 2-13.

TACKLES (UA-A): KSU — Savage, K. 8-3; Moore, A. 4-5; Brents, J. 4-5; Hayes, J. 2-6; Cheatum, D. 2-3; Pickle, J. 2-3; Boye-Doe, E. 3-1; Green, D. 2-2; Anudike-Uzomah, F. 0-4; Smith, T. 3-0; Duke, K. 1-2; Huggins, E. 2-0; Purnell, D. 1-1; Allen, N. 1-1; Hentz, R. 0-2; Mason, C. 1-0; Payne, V. 1-0; Mott, B. 0-1; Stufflebean, C. 0-1. **OU** — Ugwoegbu, D. 7-8; Broiles, J. 7-3; Stutsman, D. 6-4; Bowman, B. 7-2; White, D. 3-4; Lawrence, K. 2-5; Davis, J. 2-4; Washington, W. 3-2; Redmond, J. 1-3; Lailu, J. 0-3; Coe, I. 2-0; Johnson, J. 1-0; Downs, E. 1-0; Stripling, M. 1-0; Morrison, T. 1-0; Graham, D. 0-1; Ellison, J. 0-1.

| | | |
|--|--------------|----|
| 10/1/22 • Amon G. Carter Stadium (49,095) • Fort Worth, Texas | | |
|  | #18 OKLAHOMA | 24 |
| | TCU | 55 |

FORT WORTH, Texas — No. 18/16 Oklahoma lost a fumble on the game's opening possession that led to a touchdown and gave up three more first-quarter TDs in a 55-24 loss at TCU. It was the most points OU surrendered since the 2019 CFP Semifinal at the Peach Bowl and snapped its eight-game winning streak over the Horned Frogs.

Playing the majority of the game without starting quarterback Dillon Gabriel, who left the contest due to injury with 9:39 left in the second quarter and didn't return, the Sooners registered a season-low 355 yards of offense and averaged 4.4 yards per play, their lowest figure since 2015. Gabriel completed 7 of 16 pass attempts for 126 yards, 78 of which came on one throw to tight end Brayden Willis. Gabriel was replaced by redshirt junior QB Davis Beville, who completed 7 of 16 pass attempts for 50 yards.

OU's three touchdowns were by running backs Eric Gray and Jovantae Barnes. Gray scored on a 1-yard run with 2:15 left in the first quarter to cut TCU's lead to 20-10, while Barnes scored on a 20-yard scamper with 8:49 left in the second quarter and a 1-yard plunge with 11:24 left in the fourth. Barnes finished with a career-high 100 yards on 18 carries (5.6 average) while Gray had 60 yards on 13 rushes.

TCU's 668 offensive yards were the most OU gave up to a Big 12 foe since 2016.

| Score by Quarters | 1 | 2 | 3 | 4 | Score | |
|-------------------|----|----|----|---|-------|---------------------------|
| Oklahoma | 10 | 7 | 0 | 7 | 24 | Record: (3-2, 0-2 Big 12) |
| TCU | 27 | 14 | 14 | 0 | 55 | Record: (4-0, 1-0 Big 12) |

Scoring Summary:

| | | | |
|-----|-------|--|-------|
| 1st | 12:45 | TCU - Williams, S. 19 yd pass from Duggan, M. (Kell, G. kick) | |
| | | 4 plays, 46 yards, TOP 01:18 | 0-7 |
| 1st | 09:49 | OU - Schmit, Z. 43 yd FG | |
| | | 5 plays, 19 yards, TOP 00:56 | 3-7 |
| 1st | 08:35 | TCU - Barber, T. 73 yd pass from Duggan, M. (Kell, G. kick missed) | |
| | | 3 plays, 75 yards, TOP 01:14 | 3-13 |
| 1st | 07:17 | TCU - Duggan, M. 67 yd rush (Kell, G. kick) | |
| | | 1 play, 67 yards, TOP 00:11 | 3-20 |
| 1st | 02:15 | OU - Gray, E. 1 yd rush (Schmit, Z. kick) | |
| | | 4 plays, 76 yards, TOP 01:32 | 10-20 |
| 1st | 00:07 | TCU - Miller, K. 15 yd rush (Kell, G. kick) | |
| | | 6 plays, 75 yards, TOP 02:08 | 10-27 |
| 2nd | 10:30 | TCU - Demercado, E. 1 yd rush (Kell, G. kick) | |
| | | 9 plays, 89 yards, TOP 03:50 | 10-34 |
| 2nd | 08:49 | OU - Barnes, J. 20 yd rush (Schmit, Z. kick) | |
| | | 7 plays, 65 yards, TOP 01:41 | 17-34 |
| 2nd | 01:34 | TCU - Henderson, G. 62 yd pass from Duggan, M. (Kell, G. kick) | |
| | | 6 plays, 89 yards, TOP 02:28 | 17-41 |
| 3rd | 09:30 | TCU - Miller, K. 69 yd rush (Kell, G. kick) | |
| | | 3 plays, 80 yards, TOP 01:09 | 17-48 |
| 3rd | 01:40 | TCU - Duggan, M. 2 yd rush (Kell, G. kick) | |
| | | 6 plays, 67 yards, TOP 02:49 | 17-55 |
| 4th | 11:24 | OU - Barnes, J. 1 yd rush (Schmit, Z. kick) | |
| | | 14 plays, 73 yards, TOP 05:10 | 24-55 |

| | OU | TCU |
|----------------------------|---------|---------|
| FIRST DOWNS | 22 | 29 |
| RUSHES-YARDS (NET) | 49-179 | 41-361 |
| PASSING YDS (NET) | 176 | 307 |
| Passes Att-Comp-Int | 14-32-0 | 24-34-0 |
| TOTAL OFFENSE PLAYS-YARDS | 81-355 | 75-668 |
| Fumble Returns-Yards | 0-0 | 0-0 |
| Punt Returns-Yards | 0-0 | 1-1 |
| Kickoff Returns-Yards | 7-174 | 1-19 |
| Interception Returns-Yards | 0-0 | 0-0 |
| Punts (Number-Avg) | 8-46.9 | 5-38.4 |
| Fumbles-Lost | 1-1 | 0-0 |
| Penalties-Yards | 7-80 | 4-55 |
| Possession Time | 27:11 | 32:49 |
| Third-Down Conversions | 6 of 18 | 7 of 14 |
| Fourth-Down Conversions | 1 of 3 | 0 of 2 |
| Red-Zone Scores-Chances | 3-3 | 4-5 |
| Sacks By: Number-Yards | 1-10 | 4-17 |

RUSHING: OU - Barnes, J. 18-100; Gray, E. 13-60; Walker, T. 5-11; Stoops, D. 1-7; Bunkley-Shelton, L. 1-5; Sawchuk, G. 2-5; Freeman, G. 1-2; Gabriel, D. 1-0; Beville, D. 6-11. **TCU** - Miller, K. 13-136; Duggan, M. 5-116; Demercado, E. 8-62; Bailey, E. 5-24; Battle, T. 3-20; Wren, C. 3-6; Johnston, Q. 1-2; Jackson, S. 3--5.

PASSING: OU - Gabriel, D. 7-16-0-126; Beville, D. 7-16-0-50. **TCU** - Duggan, M. 23-33-0-302; Jackson, S. 1-1-0-5.

RECEIVING: OU - Mims, M. 4-41; Willis, B. 2-81; Farooq, J. 2-17; Barnes, J. 2-14; Gibson, J. 1-12; Stoops, D. 1-5; Gray, E. 1-4; Parker, D. 1-2. **TCU** - Davis, D. 7-32; Johnston, Q. 4-41; Barber, T. 3-107; Williams, S. 3-31; Wren, C. 2-2; Henderson, G. 1-62; Bailey, E. 1-14; Hudson, J. 1-10; Jackson, C. 1-5; Miller, K. 1-3.

TACKLES (UA-A): OU - Ugwoegbu, D. 5-5; Harrington, J. 4-4; Stutsman, D. 3-4; McCoy, J. 4-1; Morrison, T. 2-3; Harmon, D. 1-4; Broiles, J. 3-1; Washington, W. 2-1; Halton, G. 1-2; Walker, K. 2-0; Graham, D. 1-1; Lawrence, K. 1-1; Coe, I. 1-1; Spears-Jennings, R. 1-1; Downs, E. 0-2; Davis, J. 0-2; Bowman, B. 1-0; Johnson, J. 1-0; White, D. 0-1; Redmond, J. 0-1; Kelleher, K. 0-1; West, T. 0-1; Gilliam, K. 0-1; Kanak, J. 0-1; Parker, D. 0-1; Ellison, J. 0-1; Williams, G. 0-1. **TCU** - Hodges, J. 5-5; Winters, D. 3-5; Bradford, M. 5-1; Foster, J. 4-2; Camara, A. 5-0; Perry, M. 3-2; Obiazor, N. 2-3; Horton, D. 3-1; Mitchell, T. 1-3; Fox, C. 0-4; Brooks, M. 1-2; Newton, J. 2-0; McCuin, D. 2-0; Hodges-Tomlinson, T. 1-1; Marcheselli, Z. 1-1; Banks, S. 1-1; Uguak, L. 1-1; Hodge, J. 0-2; Williams, D. 0-2; McMillan, J. 1-0; Biddle, C. 1-0; Clark, B. 1-0.

| | | |
|--|----------|----|
| 10/8/22 • Cotton Bowl (92,100) • Dallas | | |
|  | TEXAS | 49 |
| | OKLAHOMA | 0 |

DALLAS — Playing without injured starting quarterback Dillon Gabriel, Oklahoma had its four-game winning streak against Texas snapped in a 49-0 defeat at the Cotton Bowl in Dallas. The Sooners were outgained 585-195 in total yardage and managed just 24 yards after halftime. It was the first time OU got shut out since 1998.

Without Gabriel, OU started redshirt junior Davis Beville got his first career start at quarterback and the Sooners used a variety of players in "wildcat" packages to try to kickstart an offense that averaged 3.7 yards per play on the day. Beville completed 6 of 12 pass attempts for 38 yards and was intercepted once.

The Sooners held Texas to seven points in the first quarter before allowing 21 in the second, 14 in the third and seven in the fourth.

Receiver Jilil Farooq was OU's leading rusher, carrying five times for 60 yards, while running back Eric Gray finished with 59 yards on 11 carries. Tight end Brayden Willis got several snaps in the "wildcat" package and gained 18 yards on seven rushes.

Linebacker Danny Stutsman logged a game- and career-high 13 tackles and was joined in double digits by defensive back Woodi Washington (career-high-tying 10) and linebacker David Ugwoegbu (10). It was Ugwoegbu's third straight game with at least 10 stops (the only double-digit games of his career). Defensive back C.J. Colder registered one of OU's four tackles for loss, as well as his first interception as a Sooner that he returned 20 yards.

| Score by Quarters | 1 | 2 | 3 | 4 | Score | |
|-------------------|---|----|----|---|-------|---------------------------|
| Texas | 7 | 21 | 14 | 7 | 49 | Record: (4-2, 2-1 Big 12) |
| Oklahoma | 0 | 0 | 0 | 0 | 0 | Record: (3-3, 0-3 Big 12) |

Scoring Summary:

| | | | |
|-----|-------|---|------|
| 1st | 06:48 | UT - Robinson, B. 2 yd rush (Auburn, B. kick) | |
| | | 12 plays, 90 yards, TOP 04:31 | 7-0 |
| 2nd | 12:40 | UT - Worthy, X. 10 yd pass from Ewers, Q. (Auburn, B. kick) | |
| | | 8 plays, 92 yards, TOP 03:03 | 14-0 |
| 2nd | 07:31 | UT - Robinson, K. 15 yd pass from Ewers, Q. (Auburn, B. kick) | |
| | | 9 plays, 80 yards, TOP 03:10 | 21-0 |
| 2nd | 00:18 | UT - Sanders, J. 24 yd pass from Ewers, Q. (Auburn, B. kick) | |
| | | 9 plays, 79 yards, TOP 02:48 | 28-0 |
| 3rd | 05:01 | UT - Robinson, B. 11 yd rush (Auburn, B. kick) | |
| | | 7 plays, 76 yards, TOP 03:07 | 35-0 |
| 3rd | 01:57 | UT - Sanders, J. 18 yd pass from Ewers, Q. (Auburn, B. kick) | |
| | | 6 plays, 47 yards, TOP 02:07 | 42-0 |
| 4th | 12:11 | UT - Brooks, J. 18 yd rush (Auburn, B. kick) | |
| | | 5 plays, 54 yards, TOP 02:37 | 49-0 |

| | UT | OU |
|----------------------------|---------|--------|
| FIRST DOWNS | 36 | 11 |
| RUSHES-YARDS (NET) | 50-296 | 42-156 |
| PASSING YDS (NET) | 289 | 39 |
| Passes Att-Comp-Int | 21-31-1 | 9-17-2 |
| TOTAL OFFENSE PLAYS-YARDS | 81-585 | 59-195 |
| Fumble Returns-Yards | 0-0 | 0-0 |
| Punt Returns-Yards | 2-11 | 0-0 |
| Kickoff Returns-Yards | 0-0 | 2-33 |
| Interception Returns-Yards | 2-6 | 1-20 |
| Punts (Number-Avg) | 3-40.7 | 8-42.0 |
| Fumbles-Lost | 0-0 | 0-0 |
| Penalties-Yards | 2-10 | 3-36 |
| Possession Time | 32:59 | 27:01 |
| Third-Down Conversions | 10-15 | 3-15 |
| Fourth-Down Conversions | 0-0 | 2-4 |
| Red-Zone Scores-Chances | 6-7 | 0-2 |
| Sacks By: Number-Yards | 3-17 | 0-0 |

RUSHING: UT - Robinson, B. 22-130; Johnson, R. 9-57; Brooks, J. 7-39; Robinson, K. 4-32; Ewers, Q. 2-17; Blue, J. 5-14; Worthy, X. 1-7. **OU** - Farooq, J. 5-60; Gray, E. 11-59; Barnes, J. 7-24; Willis, B. 7-18; Major, M. 5-11; Stoops, D. 2-5; Beville, D. 5--21.

PASSING: UT - Ewers, Q. 21-31-1-289. **OU** - Beville, D. 6-12-1-38; Gray, E. 1-2-1-0; Turk, M. 1-1-0-3; Major, M. 1-1-0--2; Evers, N. 0-1-0-0.

RECEIVING: UT - Whittington, J. 5-97; Sanders, J. 5-71; Worthy, X. 3-29; Johnson, R. 2-36; Robinson, K. 2-28; Robinson, B. 2-15; Helm, G. 2-13. **OU** - Willis, B. 2-25; Barnes, J. 2-7; Stoops, D. 2-6; Schmit, Z. 1-3; Farooq, J. 1-0; Mims, M. 1--2.

TACKLES (UA-A): UT - Thompson, J. 4-3; Ford, J. 4-3; Barron, J. 3-3; Overshown, D. 2-4; Ojomo, M. 2-3; Cook, A. 1-4; Sweat, T. 2-2; Tucker-Dorsey, D. 1-3; Bush, J. 1-3; Oghoufo, O. 2-1; Crawford, K. 2-1; Jamison, D. 1-2; Coburn, K. 1-2; Collins, A. 1-1; Taaffe, M. 1-1; Finkley, J. 0-2; Johnson, R. 1-0; Watts, R. 1-0; Murphy, B. 1-0; Coffey, J. 1-0; Richardson, D. 1-0; Burke, E. 1-0; Dorbah, P. 0-1; Guilbeau, J. 0-1. **OU** - Stutsman, D. 2-11; Washington, W. 6-4; Ugwoegbu, D. 3-7; Davis, J. 4-3; Graham, D. 1-5; Lawrence, K. 3-1; Broiles, J. 2-2; Colder, C. 2-1; Morrison, T. 2-1; White, D. 1-2; Redmond, J. 1-2; Grimes, R. 0-3; McCoy, J. 2-0; Mason Thomas, R. 1-1; Downs, E. 1-1; Laulu, J. 1-1; Kelley, J. 1-1; Williams, G. 1-1; Dennis, K. 0-2; Spears-Jennings, R. 0-2; Johnson, J. 1-0; Gray, E. 1-0; Kanak, J. 1-0; Coe, I. 0-1; West, T. 0-1.

10/15/22 • Gaylord Family – Oklahoma Memorial Stadium (83,874) • Norman

| | | |
|---|-----------------|-----------|
|  | KANSAS | 42 |
| | OKLAHOMA | 52 |

NORMAN — Oklahoma snapped its first three-game losing streak since 1998 with a 52-42 home win over No. 19/20 Kansas. OU never trailed in the contest and led by as many as 21 points (42-21 and 49-28). The Sooners, who converted 16 of 21 third-down tries, ran 100 offensive plays, the 12th time in school history to run at least that many (first since 2014).

The Sooners' 701 yards of offense (403 passing, 298 rushing) were their most against a conference opponent since 2018. Their 487 first-half yards (304 passing, 183 rushing) were their second most ever in a half.

Quarterback Dillon Gabriel returned to action after missing the previous game and a half (injury) to complete 29 of 42 passes for 403 yards and two touchdowns. He also rushed 10 times for 37 yards and a score. Gabriel threw for 304 yards in the first half alone.

Running backs Jovantae Barnes and Eric Gray each had two rushing touchdowns in the game, OU's first time for the feat against an FBS opponent since 2015. Gray finished with 176 yards on 20 carries (8.8 per rush) while Barnes carried 21 times for 69 yards.

OU produced two 100-yard receivers. Marvin Mims had 106 yards (career-high nine catches) and Brayden Willis had a career-high 102 yards (career-high-tying five receptions).

| Score by Quarters | 1 | 2 | 3 | 4 | Score | |
|-------------------|----|----|----|----|-------|---------------------------|
| Kansas | 14 | 7 | 7 | 14 | 42 | Record: (5-2, 2-2 Big 12) |
| Oklahoma | 14 | 21 | 14 | 3 | 52 | Record: (4-3, 1-3 Big 12) |

Scoring Summary:

| | | | |
|-----|-------|--|-------|
| 1st | 12:14 | OU - Barnes, J. 1 yd rush (Schmit, Z. kick) | |
| | | 10 plays, 79 yards, TOP 02:41 | 0-7 |
| 1st | 09:35 | KU - Arnold, L. 39 yd pass from Bean, J. (Borcila, J. kick) | |
| | | 6 plays, 75 yards, TOP 02:39 | 7-7 |
| 1st | 07:13 | OU - Gray, E. 2 yd rush (Schmit, Z. kick) | |
| | | 9 plays, 75 yards, TOP 02:22 | 7-14 |
| 1st | 02:39 | KU - Neal, D. 11 yd rush (Borcila, J. kick) | |
| | | 9 plays, 65 yards, TOP 04:28 | 14-14 |
| 2nd | 14:26 | OU - Barnes, J. 6 yd rush (Schmit, Z. kick) | |
| | | 5 plays, 80 yards, TOP 00:57 | 14-21 |
| 2nd | 05:42 | OU - Wease, T. 24 yd pass from Gabriel, D. (Schmit, Z. kick) | |
| | | 7 plays, 65 yards, TOP 02:12 | 14-28 |
| 2nd | 02:40 | OU - Gray, E. 28 yd rush (Schmit, Z. kick) | |
| | | 3 plays, 54 yards, TOP 00:49 | 14-35 |
| 2nd | 01:36 | KU - Fairchild, M. 18 yd pass from Bean, J. (Borcila, J. kick) | |
| | | 4 plays, 75 yards, TOP 01:04 | 21-35 |
| 3rd | 10:16 | OU - Gabriel, D. 1 yd rush (Schmit, Z. kick) | |
| | | 9 plays, 47 yards, TOP 02:33 | 21-42 |
| 3rd | 05:56 | KU - Arnold, L. 28 yd pass from Bean, J. (Borcila, J. kick) | |
| | | 3 plays, 47 yards, TOP 00:53 | 28-42 |
| 3rd | 02:36 | OU - Willis, B. 26 yd pass from Gabriel, D. (Schmit, Z. kick) | |
| | | 10 plays, 75 yards, TOP 03:20 | 28-49 |
| 4th | 10:33 | KU - Thomas, K. 1 yd rush (Borcila, J. kick) | |
| | | 7 plays, 28 yards, TOP 03:36 | 35-49 |
| 4th | 05:18 | OU - Schmit, Z. 37 yd FG | |
| | | 16 plays, 55 yards, TOP 05:15 | 35-52 |
| 4th | 03:31 | KU - Fairchild, M. 9 yd pass from Bean, J. (Borcila, J. kick) | |
| | | 7 plays, 75 yards, TOP 01:47 | 42-52 |

| | KU | OU |
|----------------------------|-----------|-----------|
| FIRST DOWNS | 22 | 36 |
| RUSHES-YARDS (NET) | 35-165 | 57-298 |
| PASSING YDS (NET) | 265 | 403 |
| Passes Comp-Att-Int | 16-27-2 | 29-43-1 |
| TOTAL OFFENSE PLAYS-YARDS | 62-430 | 100-701 |
| Fumble Returns-Yards | 0-0 | 0-0 |
| Punt Returns-Yards | 0-0 | 0-0 |
| Kickoff Returns-Yards | 1-31 | 1-21 |
| Interception Returns-Yards | 1-17 | 2-0 |
| Punts (Number-Avg) | 5-42.4 | 1-55.0 |
| Fumbles-Lost | 0-0 | 2-2 |
| Penalties-Yards | 5-45 | 4-45 |
| Possession Time | 29:41 | 30:19 |
| Third-Down Conversions | 5 of 11 | 16 of 21 |
| Fourth-Down Conversions | 0 of 0 | 1 of 1 |
| Red-Zone Scores-Chances | 4-4 | 5-6 |
| Sacks By: Number-Yards | 1-6 | 1-9 |

RUSHING: OU - Gray, E. 20-176; Barnes, J. 21-69; Gabriel, D. 10-37; Stoops, D. 2-23; Willis, B. 1-0. **KU** - Neal, D. 12-84; Bean, J. 10-41; Skinner, Q. 0-20; Thomas, K. 9-18; Morrison, S. 3-1; Scott, T. 1-0.

PASSING: OU - Gabriel, D. 29-42-1-403. **KU** - Bean, J. 16-27-2-265.

RECEIVING: OU - Mims, M. 9-106; Willis, B. 5-102; Wease, T. 4-56; Stoops, D. 4-43; Farooq, J. 4-42; Gray, E. 2-13; Freeman, G. 1-41. **KU** - Fairchild, M. 6-106; Arnold, L. 5-113; Grimm, L. 1-19; Casey, J. 1-9; Locklin, T. 1-8; Skinner, Q. 1-7; Neal, D. 1-3.

TACKLES (UA-A): OU - Ugwoegbu, D. 5-3; White, D. 4-4; Stutsman, D. 6-1; Lawrence, K. 5-1; Spears-Jennings, R. 3-1; Davis, J. 2-1; Washington, W. 2-1; Broiles, J. 1-2; Downs, E. 1-2; Celdon, C. 2-0; Kanak, J. 2-0; McCoy, J. 1-0; Raym, A. 1-0; Mason-Thomas, R. 1-0; Coe, I. 1-0; Redmond, J. 0-1; Ellison, J. 0-1; Laulu, J. 0-1; Johnson, J. 0-1. **KU** - Logan, K. 7-7; McCaskill, L. 7-4; Miller, R. 4-5; Dotson, R. 3-4; Burroughs, O. 3-3; Berryhill, T. 3-3; Grant, M. 3-3; Gervin, K. 3-2; Bryant, C. 3-1; Robinson, J. 2-2; Wilson, E. 2-2; Lee, M. 2-2; Taylor, C. 1-3; Young, C. 2-1; Gaines, D. 1-0; Phelps, L. 1-0; Satterwhite, J. 1-0; Hatcher, H. 1-0; DeBoe, Z. 1-0; Gilyard, E. 0-1; Dunn, T. 0-1.