



# OKLAHOMA

## F O O T B A L L

7 NATIONAL CHAMPIONSHIPS ♦ 31 BOWL CHAMPIONSHIPS ♦ 50 CONFERENCE CHAMPIONSHIPS ♦ 14 BIG 12 CHAMPIONSHIPS ♦ 41 10-WIN SEASONS  
167 FIRST-TEAM ALL-AMERICANS ♦ 506 FIRST-TEAM ALL-CONFERENCE SELECTIONS ♦ 7 HEISMAN TROPHY WINNERS ♦ 92 NATIONAL AWARD WINNERS

### GAME 7

## OKLAHOMA (3-3, 0-3) VS. 19/20 KANSAS (5-1, 2-1)

Saturday, Oct. 15, 2022 ■ 11 a.m. CT ■ Norman ■ Gaylord Family – Oklahoma Memorial Stadium (80,126) ■ ESPN2



### SOONERS

Head Coach: Brent Venables  
Record at OU: 3-3 (1st Year)  
Career Record: Same  
Last: Lost 49-0 vs. Texas (in Dallas)



### JAYHAWKS

Head Coach: Lance Leipold  
Record at KU: 7-11 (2nd Year)  
Career Record: 153-50 (16th Year)  
Last: Lost 38-31 vs. TCU

### OPENING KICK

► Oklahoma (3-3, 0-3 Big 12) will try for its 18th straight win over Kansas (5-1, 2-1) when it hosts the No. 19/20 Jayhawks on Saturday at 11 a.m. CT at Gaylord Family – Oklahoma Memorial Stadium. The Homecoming game will be televised by ESPN2 with **Dave Flemming**, **Rod Gilmore** and **Tiffany Blackmon** announcing.

► Oklahoma is 79-27-6 (.732) all-time vs. Kansas and has won 17 straight in the series. It is OU's longest active winning streak against an opponent. Eight of KU's wins came in the series' first eight meetings (1903-10) while 16 of its victories came before 1931. Since 1965, the Sooners are 44-6 (.880) vs. the Jayhawks.

► OU has won eight straight at home over Kansas and has held the Jayhawks to single-digit scoring in four of the last five meetings in Norman. KU's last win at Gaylord Family – Oklahoma Memorial Stadium came in 1996 (52-24).

► The Sooners have scored at least 34 points in each of their last 13 games against Kansas. It is the longest such streak in school history against a single opponent (next longest is 12 consecutive games [current] vs. Texas Tech).

► Going back to the start of the 2010 season, Oklahoma has only played five regular season games when unranked in the AP poll, and it won four of the five (42-30 at Texas Tech in 2014, 52-46 at No. 21 TCU in 2016, 53-45 in four overtimes vs. No. 22 Texas in 2020 and 33-14 at TCU in 2020). The only loss was this past Saturday to Texas. The Sooners have won five of their last six regular season games when unranked (also beat No. 11 Oklahoma State 27-0 in 2009 in Norman).

► Saturday's game will mark the first between Oklahoma and Kansas since 2009 in which the Jayhawks are ranked in the AP poll. In that meeting, No. 25 OU beat No. 24 KU 35-13 in Lawrence. This weekend's contest will also mark the first time since 1992 that OU and KU face each other when the Jayhawks are ranked the AP poll and the Sooners are not. Kansas won that matchup 27-10 in Lawrence.

► Even with its 0-3 conference start, Oklahoma is 54-11 (.831) in regular season Big 12 play since the beginning of the 2015 season. Oklahoma State ranks second during that period (44-21; .677), TCU third (35-30; .538), Texas fourth (34-31; .523), West Virginia fifth (33-31) and Iowa State and Kansas State sixth (33-33; .500).

► OU is 153-36 (.810) in regular season Big 12 play since the start of the 2000 season. That's 28 more wins than the program with the next most victories during that period (Texas; 125-64) and 43 more than the program with the third most (Oklahoma State; 110-79).

### KEY STORYLINES

► Oklahoma lost its last home game, 41-34, to Kansas State on Sept. 24. It was just OU's 12th home defeat since the start of the 1999 season, tied with Boise State for fewest in the country. Since the start of that 1999 season, the



Senior linebacker David Ugwoegbu ranks third in the Big 12 with his career-high 54 tackles (teammate and fellow LB Danny Stutsman ranks second with 55). Ugwoegbu has racked up 35 of those 54 tackles over the last three games (double digits in each).

### SERIES HISTORY

Overall ..... OU leads 79-27-6  
In Norman ..... OU leads 40-12-2  
Big 12 Era ..... OU leads 17-2  
Streak ..... OU, 17  
Last Meeting ..... OU 35-23 (10/23/21 in Lawrence)

### TELEVISION: ESPN2

Play-by-Play ..... Dave Flemming  
Analyst ..... Rod Gilmore  
Sideline Reporter ..... Tiffany Blackmon

### RADIO: SOONER SPORTS NETWORK

FLAGSHIPS KOMA 1520 AM & KRXX 107.7 FM  
FREE ONLINE: The Varsity Network  
SIRIUSXM: 158 or 201  
SXM APP: 964

Play-by-Play ..... Toby Rowland  
Analyst ..... Teddy Lehman  
Sideline Analyst ..... Gabe Ikard  
Sideline Reporter ..... Chris Plank

### OU SPANISH RADIO

ÉXITOS 96.5 FM (OKC); 101.5 FM EL PATRÓN (Tulsa)  
FREE ONLINE: Tuneln.com

Play-by-Play ..... Enrique Vasquez  
Analyst ..... Luis Rendón

### PREGAME TV: ESPN+

"Sooner Sports Game Day" ..... 4 p.m. CT (Friday)

### ONLINE: SOONERSPORTS.COM

SoonerSports.com offers the most complete and comprehensive postgame coverage of the Sooners anywhere. Visit for game recaps, video highlights, press conferences, stats, photos and more.

### SOCIAL MEDIA: #SOONERS

Twitter/Instagram ..... @OU\_Football  
Facebook ..... Oklahoma Football



## 2022 SCHEDULE



UTEP  
Sept. 3  
2:30 p.m. CT  
W, 45-13



KENT STATE  
Sept. 10  
6 p.m. CT  
W, 33-3



@NEBRASKA  
Sept. 17  
11 a.m. CT  
W, 49-14



KANSAS STATE  
Sept. 24  
7 p.m. CT  
L, 41-34



@TCU  
Oct. 1  
11 a.m. CT  
L, 55-24



vs. TEXAS  
Oct. 8  
11 a.m. CT  
L, 49-0



KANSAS  
Oct. 15  
11 a.m. CT  
ESPN2



@IOWA STATE  
Oct. 29  
FOX/FS1



BAYLOR  
Nov. 5



@WEST VIRGINIA  
Nov. 12



OKLA. STATE  
Nov. 19



@TEXAS TECH  
Nov. 26

OU ATHLETICS COMMUNICATIONS  
FOOTBALL CONTACTS**MIKE HOUCK**

Associate AD/Communications  
Office: (405) 325-8227  
Cell: (405) 249-5892  
Email: mhouck@ou.edu

**ERIC HOLLIER**

Director  
Office: (405) 325-6449  
Cell: (405) 570-9228  
Email: ehollier@ou.edu

**PATRICK DUNN**

Assistant Director  
Office: (405) 325-4274  
Cell: 405-388-1353  
Email: patrickjdunn@ou.edu

## HEAD COACH BRENT VENABLES

Alma Mater: Kansas State, 1992  
Career Record: 3-3 (.500)  
Record at OU: Same  
Regular Season Big 12 Record: 0-3 (.000)

## ASSISTANT COACHES

## LOCATION

Jeff Lebby (Offensive Coordinator/Quarterbacks) PB  
Ted Roof (Defensive Coordinator/Linebackers) PB  
Todd Bates (Assoc. HC/Co-Def. Coord./Run Def./Def. Tackles) SL  
Bill Bedenbaugh (Offensive Line) SL  
Miguel Chavis (Defensive Ends) SL  
Joe Jon Finley (Tight Ends) SL  
Brandon Hall (Safeties) SL  
DeMarco Murray (Running Backs) SL  
Jay Valai (Co-Def. Coord./Pass Defense/Cornerbacks) SL  
L'Damian Washington (Wide Receivers [interim]) SL

## TEAM HISTORY

First Year: 1895 (this is 128th season)  
All-Time Record: 931-334-53 (.726)  
All-Time Conference Record: 521-161-22 (.756)  
All-Time Big 12 Record: 166-55 (.751)  
All-Time Bowl Record: 31-23-1 (.573)  
National Championships (AP): 7  
Years: 1950, '55, '56, '74, '75, '85, 2000  
Conference Championships: 50  
Big 12 Championships: 14  
2000, '02, '04, '06-08, '10, '12, '15-20  
Undefeated Seasons: 14  
10-Plus-Win Seasons: 41 (most in nation; tied)

## STADIUM INFORMATION

Name: Gaylord Family - Oklahoma Memorial Stadium  
Field Name: Owen Field  
Capacity: 80,126  
Surface: Natural Grass  
First Year: 1923  
Record at Stadium: 413-89-16 (.813)

## UNIVERSITY INFORMATION

Location: Norman, Okla.  
Founded: 1890  
Enrollment: 31,655  
Colors: Crimson and Cream  
President: Joseph Harroz Jr.  
Athletics Director: Joe Castiglione

Sooners have lost back-to-back home games just one time (vs. Kansas State and Baylor in 2014). They have won their last five home games following a home loss, and 11 of their last 12.

► Each of the last 17 meetings in the Oklahoma-Kansas series have been OU double-digit victories. The Sooners have outscored the Jayhawks 745-238 in those contests (average of 44-14) and have outgained them 8,417 yards to 4,697 (average of 495-276). OU has won the last eight meetings by a combined score of 400-112 (50-14 average). KU has scored single-digit points in five of the last eight matchups and six of the last 10.

► The Jayhawks have won seven games in their first season and a half under head coach **Lance Leipold**. That's the same number of victories the program totaled over the four seasons prior to Leipold's arrival. KU hasn't finished with a winning record since 2008 (8-5) under former head coach (and former OU assistant coach; 1999-2001) **Mark Mangino**.

► Kansas has already won more games this season (five) than it had in any of its previous 12 campaigns. Last week's No. 19 AP ranking was its first in that poll since the 2009 season.

► Oklahoma is looking to snap a three-game losing streak, the program's first since 1998 (lost five straight that season). Prior to this season, the Sooners lost back-to-back regular season games just one time since the start of the 1999 campaign. That was in 2020 when OU fell 38-35 at home to Kansas State and 37-30 at Iowa State.

► In OU's first three games this season (all wins), the Sooners allowed just 10.0 points, 118.3 rushing yards and 312.7 total yards (4.1 per play) per contest, while registering 13 sacks (for 96 yards) and 32 tackles for loss (for 167 yards). Over the last three games (all losses), OU has allowed 48.3 points, 310.7 rushing yards and 587.3 total yards (7.4 per play) per game, while totaling one sack (for 10 yards) and 12 TFLs (for 31 yards).

► Despite the major drop in tackles for loss during its three-game losing streak, OU is tied for 14th in the country with its 44 tackles for loss and ranks ninth with its 198 TFL yardage.

► The Sooners rank 127th out of 131 FBS teams this season in average time of possession (25:39) and have not held a time-of-possession advantage in any of their five games. Kansas ranks 95th with an average TOP of 28:39. It held a TOP advantage in a win over Houston and in its loss to TCU.

## RECAPING SATURDAY'S TEXAS GAME

► Playing without starting quarterback **Dillon Gabriel** (injured), Oklahoma had its four-game winning streak against Texas snapped in a 49-0 defeat in Dallas on Saturday. The Sooners were outgained 585-195 in total yardage and managed just 24 yards after halftime. It was the first time OU got shut out since 1998.

► Without Gabriel, OU started redshirt junior **Davis Beville** (first career start) at quarterback and the Sooners used a variety of players in "wildcat" packages to try to kickstart an offense that averaged 3.7 yards per play on the day. Beville completed 6 of 12 pass attempts for 38 yards and was intercepted once. OU's 39 passing yards were its fewest since 2014 when it also threw for 39 yards in a 44-7 win over Kansas (freshman running back **Samaje Perine** set the FBS single-game record with 427 rushing yards).

► Receiver **Jalil Farooq** was OU's leading rusher, carrying five times for 60 yards, while running back **Eric Gray** finished with 59 yards on 11 carries. Tight end **Brayden Willis** got several snaps in the "wildcat" package and carried seven times for 18 yards.

► The Sooners held Texas to seven points in the first quarter before allowing 21 in the second, 14 in the third and seven in the fourth.

► Linebacker **Danny Stutsman** logged a game- and career-high 13 tackles and was joined in double digits by defensive back **Woodi Washington** (career-high-tying 10) and linebacker **David Ugwoegbu** (10). It was Ugwoegbu's third straight game with at least 10 stops (the only double-digit games of his career).

► Defensive back **C.J. Colder** registered one of OU's four tackles for loss, as well as his first interception as a Sooner (returned it 20 yards).

► Texas quarterback **Quinn Ewers** completed 21 of 31 passes for 289 yards and four touchdowns, while running back **Bijan Robinson** carried 22 times for 130 yards and two TDs.

## LAST YEAR VS. KANSAS

► For the first time since the 2014 Russell Athletic Bowl vs. Clemson, Oklahoma was held scoreless in the first half, but the No. 3/2 Sooners registered touchdowns on all five of their second-half possessions to post a 35-23 win at Kansas on Oct. 23, 2021. OU ran only 17 plays in the first half and trailed 10-0 at halftime.

► The Sooners, who were down 17-7 late in the third quarter, outscored KU 28-6 over the game's final 15:14.

► Quarterback **Caleb Williams** completed 15 of 20 passes for 178 yards and two touchdowns against one interception and ran eight times for 70 yards and a TD.

► **Kennedy Brooks** carried 24 times for a team-high 79 yards and two touchdowns. His first TD came on a 1-yard run early in the fourth quarter and gave OU its first lead of the day.

► Oklahoma gained 320 of its 398 total yards in the second half, including 213 of its 220 rushing yards and 107 of its 178 passing yards.

► Sophomore receiver **Trevon West** rushed for 66 yards on a reverse play in the third quarter, leading to OU's second touchdown of the game. It tied for the Sooners' longest scrimmage play of the season at the time.

► In his second career start, sophomore safety **Key Lawrence** recorded a career-high eight tackles (tied **Brian Asamoah** for team high), two tackles for loss and a forced fumble in the fourth quarter that OU recovered.

## OU-KANSAS SERIES

Oklahoma owns a 79-27-6 series lead against Kansas and is 17-2 vs. the Jayhawks in the Big 12 era:

YEAR	SITE	OU/KU RANK	OU RESULT
2021	A	3/NR	W, 35-23
2020	H	19/NR	W, 62-9
2019	A	6/NR	W, 45-20
2018	H	6/NR	W, 55-40
2017	A	3/NR	W, 41-3
2016	H	16/NR	W, 56-3
2015	A	14/NR	W, 62-7
2014	H	23/NR	W, 44-7
2013	A	18/NR	W, 34-19
2012	H	10/NR	W, 52-7
2011	A	3/NR	W, 47-17
2009	A	25/24	W, 35-13
2008	H	4/16	W, 45-31
2005*	A	NR/NR	W, 19-3
2004	H	2/NR	W, 41-10
2001	A	3/21	W, 38-10
2000	H	14/NR	W, 34-16
1997	A	NR/NR	L, 17-20
1996	H	NR/NR	L, 24-52

\* Kansas City, Mo.

## 2022 TEAM STATS COMPARISON

	OU	KU
Points/Game	30.8	39.8
Points Allowed/Game	29.2	26.3
1st Downs/Game	22.2	20.8
1st Downs Allowed/Game	26.7	21.8
Rush Yards/Game	210.0	213.6
Rush Yards Allowed/Game	214.5	120.3
Pass Yards/Game	223.7	226.3
Pass Yards Allowed/Game	235.5	275.5
Total Offense/Game	433.7	440.0
Total Defense/Game	450.0	395.8
INT Thrown/INT Made	2/4	2/5
Turnover Margin	+2	+2
Sacks By/Allowed/Game	2.3/2.5	2.6/0.5
3rd Down Off./Def.	35.3/44.6	55.1/38.2
Red Zone Off./Def.	85.0/83.3	87.1/78.2
Kickoff Return Average	20.0	20.1
Punt Return Average	15.8	5.6
Penalties/Yards Per Game	6.5/58.7	5.2/53.2
Field Goals	5-6	3-6

## 2022 NCAA RANKS COMPARISON

	OU	KU
Points/Game	T63rd	16th
Points Allowed/Game	88th	T71st
First Downs/Game	T53rd	T76th
First Downs Allowed/Game	130th	T90th
Rush Yards/Game	22nd	T18th
Rush Yards Allowed/Game	122nd	39th
Pass Yards/Game	90th	86th
Pass Yards Allowed/Game	78th	115th
Total Offense/Game	50th	41st
Total Defense/Game	117th	86th
Turnover Margin	T45th	T45th
Sacks/Game	T39th	T20th
Sacks Allowed/Game	T100th	4th
3rd Down Offense	95th	4th
3rd Down Defense	116th	72nd
Red Zone Offense	55th	T43rd
Red Zone Defense	T66th	T43rd
Kickoff Return Average	67th	65th
Punt Return Average	11th	T96th

## 2022 BIG 12 STANDINGS

	BIG 12	OVERALL
Kansas State	3-0	5-1
Oklahoma State	2-0	5-0
TCU	2-0	5-0
Kansas	2-1	5-1
Texas	2-1	4-2
Baylor	1-1	3-2
Texas Tech	1-2	3-3
West Virginia	0-2	2-3
<b>Oklahoma</b>	<b>0-3</b>	<b>3-3</b>
Iowa State	0-3	3-3

## THIS WEEK'S BIG 12 SCHEDULE

All times Central

Baylor at West Virginia, 6 p.m. (Thursday) (FS1)
Kansas at Oklahoma, 11 a.m. (ESPN2)
Iowa State at Texas, 11 a.m. (ABC)
Oklahoma State at TCU, 2:30 p.m. (ABC)

## NEXT WEEK'S BIG 12 SCHEDULE

West Virginia at Texas Tech
Kansas at Baylor
Texas at Oklahoma State
Kansas State at TCU

## HOME IS WHERE THE "W" IS

► Oklahoma is 132-12 (.917) at Gaylord Family — Oklahoma Memorial Stadium since the start of the 1999 season, giving the Sooners two more Big 12 championships during the period (14) than home defeats. It is the best home winning percentage among Power 5 programs over the last 23-plus seasons (Ohio State is next at .896). OU has outscored its opponents by an average of 43-17 in those games.

► The Sooners have posted 143 straight sellouts of originally scheduled home games dating back to the start of the 1999 season (**Bob Stoops'** first as head coach). Only Nebraska (FBS-record 386) has a longer current streak.

► OU has recorded 41 unbeaten seasons at home, including 15 in the last 23 years.

## GETTING DEFENSIVE

► Oklahoma is tied for 14th nationally with its 44 tackles for loss and ranks ninth with its 198 TFL yardage.

► Sophomore linebacker **Danny Stutsman** ranks second in the Big 12 with his 55 total tackles and senior linebacker **David Ugwoegbu** ranks third with 54. Sophomore safety **Billy Bowman** ranks 11th in the Big 12 with his 34 tackles, despite missing nearly two full games with an injury (he left the TCU game in the first quarter and did not return). He entered the TCU game ranked fourth in the league with 33 stops.

► Thirty-five of Ugwoegbu's 54 tackles (65%) have come over the last three games. His career-high 15 tackles against Kansas State were the most by a Sooner since the 2018 season, and he followed that output with 10 stops at TCU and 10 against Texas. He has made at least six tackles in every game this season. Ugwoegbu has also notched 2.0 tackles for loss, one sack and was credited with the tackle on OU's safety against Kent State.

► Stutsman established then-career highs in tackles in each of the first two games, logging nine stops against UTEP and 12 (4.0 TFLs) against Kent State before making 10 stops against Kansas State and a career-high 13 tackles against Texas. He has recorded at least seven stops in five of six games and double-digit tackles three times. Prior to his performance vs. Kent State, the last Sooner to register four TFLs in a game was **Ronnie Perkins** at Baylor in 2019.

► Bowman also set career highs in tackles each of the first two weeks (nine vs. UTEP and 11 vs. Kent State) and has registered at least nine tackles in three of five games this season. Against Kent State, he forced and recovered a fumble on the same play.

► Junior defensive end **Reggie Grimes** leads the Sooners with 6.0 tackles for loss (total 36 lost yards) and 4.0 sacks (totaling 31 lost yards). Six of his 13 tackles this season have been for lost yardage.

► The Sooners registered an interception in each of their first three games this season and picked off a pass against Texas. Their streak of eight consecutive contests with an interception was snapped against Kansas State. Freshman DB **Gentry Williams** picked off a pass in the end zone in the fourth quarter of the season opener against UTEP, redshirt senior DB **Justin Harrington** notched his first career interception in the fourth quarter against Kent State and junior DB **Key Lawrence** hauled in his first career interception in the end zone at Nebraska. Senior DB **C.J. Colderon** notched his first interception at OU (third of his career; had two at Wyoming) against Texas.

## NOTING THE OFFENSE

► Despite ranking 46th nationally in total plays and 127th in average time of possession, Oklahoma is tied for 11th with its 17 plays of at least 30 yards.

► OU has scored on 17 of its 20 red zone opportunities this season (14 touchdowns and three field goals).

► Quarterback **Dillon Gabriel** has completed 85 of 133 passes (63.9%) this season for 1,215 yards, 11 touchdowns and no interceptions. He has also rushed for 126 net yards and two touchdowns, including a 61-yard score at Nebraska. Gabriel ranks 15th nationally in passing efficiency rating (167.9) and yards per completion (14.3), 17th in yards per pass attempt (9.1) and 26th in passing TDs despite exiting OU's game at TCU in the second quarter and missing the game against Texas due to injury.

► Gabriel's 133 pass attempts without an interception are the most by a player to start an OU career, breaking the previous record of 80 set by **Jalen Hurts** in 2019.

► Senior running back **Eric Gray** leads an OU rushing attack that averages 210.0 yards per game, 5.0 yards per carry and 2.0 touchdowns per game. Gray ranks 14th nationally with his 6.7 yards per carry and fifth in the Big 12 (38th nationally) with his 86.5 rushing yards per game. He ran for 102 yards against UTEP, 71 versus Kent State, 113 at Nebraska (two TDs), 114 against Kansas State, 60 at TCU and 59 against Texas. Freshman **Jovantae Barnes** ranks second on the team with his 247 rushing yards (41.2 per game) and 4.8 yards per carry. He turned in a 100-yard, two-touchdown game at TCU. Redshirt junior **Marcus Major** paces the team with four rushing TDs (also has a receiving score) in his five games (did not play at TCU). He is averaging 35.0 rushing yards per game and 4.6 yards per rush.

► Gray and junior receiver **Marvin Mims Jr.** rank third and sixth in the Big 12 in all-purpose yards per game with their 101.8 and 92.8 respective averages.

► Oklahoma has scored touchdowns on 24 offensive possessions this season, and only seven of those TD drives have taken longer than two minutes of game clock (71% of TD drives have taken less than 2:00). Only four of the others took more than three minutes and one has taken more than 4:01 of clock time (5:10 vs. TCU). OU's 24 touchdown drives this season have averaged 6.7 plays, 65.8 yards and 1:54 of game clock.

## BALANCED OFFENSE NOTHING NEW

► Oklahoma has totaled at least 200 rushing yards and 200 passing yards in three of its six games this season (259 rushing, 233 passing vs. UTEP, 312 rushing and 268 passing vs. Nebraska, 220 rushing and 330 passing vs. Kansas State). OU has gained at least 200 rushing yards and 200 passing yards in 49 of 99 games since the start

## FOLLOW THE LEADER

Oklahoma leads all FBS programs in the following categories:

- Heisman Trophy winners (7; tied)
- Conference championships (50)
- Conference championships since 2000 (14)
- 10-plus-win seasons (41; tied)
- 11-plus win seasons (27)
- 10-plus win seasons since 2000 (18)
- AP top-five finishes (33)
- Wins since end of World War II (687)
- Consensus All-Americans since 1950 (80)
- Heisman finalists over last 22 years (10)
- Points scored since 1999 (11,994)
- No. 1 overall NFL Draft picks since 2010 (3)
- Consecutive years with at least four NFL Draft picks (15)



## 2022 HONORS

### DILLON GABRIEL (R-JR., QB)

Big 12 Newcomer of the Week (9/12)  
Maxwell Award Watch List  
Davey O'Brien Award Watch List  
Walter Camp POY Watch List  
Johnny Unitas Golden Arm Award Watch List  
Big 12 Preseason Newcomer of the Year

### ERIC GRAY (SR., RB)

Doak Walker Award Watch List

### ANTON HARRISON (JR., OL)

Outland Trophy Watch List

### KASEY KELLEHER (R-5TH YR., LS)

Patrick Mannelly Award Watch List

### JONAH LAULU (R-SR., DL)

Polynesian College Football Player of the Year Award Watch List

### MARVIN MIMS JR. (JR., WR)

Fred Biletnikoff Award Watch List  
Wuerffel Trophy Watch List  
Paul Hornung Award Watch List  
Earl Campbell Award Watch List

### CHRIS MURRAY (5TH YR., OL)

Rotary Lombardi Award Watch List

### JALEN REDMOND (R-JR., DL)

Chuck Bednarik Award Watch List

### DRAKE STOOPS (R-SR., WR)

William V. Campbell Trophy Semifinalist

### MICHAEL TURK (R-5TH YR., P)

Ray Guy Award Watch List  
Preseason All-Big 12 Team

### DAVID UGWOGGBU (SR., LB)

Butkus Award Watch List

### THEO WEASE (R-JR., WR)

Earl Campbell Award Watch List

### BRAYDEN WILLIS (R-JR., WR)

Mackey Award Watch List

## collegepressbox

Collegepressbox is the official media website for Division I football. Access and download game notes, quotes, statistics, media guides, headshots, logos and more for all FBS schools, conferences, postseason games, awards and the College Football Playoff. For access, please register for an account at collegepressbox.com/register

of the 2015 season (50% of its contests over the last seven-plus seasons). The Sooners have also rushed for at least 250 yards 37 times in the same span.

## MARVELOUS MARVIN

► Through six games this season, junior wide receiver **Marvin Mims Jr.** ranks 25th nationally (fifth in the Big 12) with his 18.9 yards per catch and 50th (second in Big 12) in receiving yards (436). He also would rank fourth in the country and lead the Big 12 by averaging 19.7 yards per punt return (118 yards on six returns) if he met the minimum of 1.2 punt returns per game to qualify in the category.

► Mims has 15 career receptions of at least 40 yards (registered a 42-yard catch in the season opener against UTEP, a 58-yard TD reception against Kent State and a 50-yard TD against Kansas State). **CeeDee Lamb** (2017-19) holds the school record with 21 receptions of 40 or more yards. Mims also has nine career receptions of 50 or more yards, and eight of those have gone for touchdowns.

► Mims led the Sooners in receiving yards each of his first two seasons, and paces the team with 22 receptions and 438 yards this year. In his 30 career games (17 starts) he has 94 receptions for 1,751 yards and 17 touchdowns and 35 rushing yards on five carries. Mims has also returned 29 punts for 349 yards (12.0 average) and three kickoffs for 70 yards (23.3 average). He has five career games with two TD receptions, including Sept. 10 vs. Kent State.

► Mims registered 32 receptions for 705 yards and five TDs as a sophomore last season. As a freshman in 2020, he led the team with 610 yards and nine touchdowns on 37 receptions. His nine TD catches tied for most in the Big 12, matched the Big 12 record for a true freshman and established a school freshman record. He also became the first OU wide receiver to earn FWAA Freshman All-America honors, and was a second-team All-Big 12 pick by the league's coaches and media.

► Mims set the Texas high school state record for receiving yards in a career (5,485) and in a season (2,629 to go along with 32 touchdowns on 117 catches as a senior). He played at Lone Star High School in the city of Frisco.

## TOUCH OF GRAY

► Senior running back **Eric Gray** ranks 14th nationally and third in the Big 12 by averaging 6.9 yards per carry. He also ranks 38th nationally (fifth in Big 12) by averaging 86.5 rushing yards per game and 30th nationally (fourth in Big 12) with his 519 rushing yards. Also a receiving threat, he has caught 12 passes for 92 yards (7.7 average). His 101.8 all-purpose yards per game rank as fifth most in the Big 12 and 66th most nationally.

► Gray has 18 carries of at least 10 yards this season, and 11 of those have come in the last three games.

► Gray rushed for 102 yards vs. UTEP, 71 against Kent State, 113 at Nebraska and 114 vs. Kansas State. He rushed for two touchdowns at Nebraska and another at TCU.

► In 19 games at Oklahoma, Gray has rushed for 931 yards and five touchdowns on 155 carries (6.0 average) and notched 321 yards and two scores on 35 receptions. For his career, which includes 1,311 rushing yards and eight TDs and 369 receiving yards and three TDs over 22 games at Tennessee, Gray has totaled 2,242 rushing yards, 690 receiving yards and 18 total touchdowns (13 rushing, five receiving).

## TURK'S KEY LEG

► Ray Guy Award semifinalist **Michael Turk** did things last season that no other punter in program history had, and is off to a strong start in 2022. Turk leads the Big 12 and ranks 18th nationally with his 44.9 yards per punt. He has 10 punts of at least 50 yards, including a pair of 60-yarders.

► In his first year at OU in 2021, Turk set a single-season school record by averaging 51.2 yards per punt, smashing the previous mark of 47.8 yards by **Jack Jacobs** in 1940. In fact, entering 2021, the NCAA single-season record for punting average (min. 30 punts) was 51.0 by Texas A&M's Braden Mann in 2018. Turk surpassed that figure in 2021, but at 51.17 yards per punt he finished just behind San Diego State's Matt Araiza, who averaged 51.19 yards per punt on the year.

► Twenty of Turk's 35 punts in 2021 (57.1%) went at least 50 yards, and eight went at least 60. His 85-yarder vs. Texas was the FBS' second longest of the season and tied for the fourth longest over the last 10 years, and tied for the third longest in Oklahoma history.

► Turk holds five of the top 14 single-game punting averages (min. three punts) in OU annals, including the best and third-best marks (59.7 vs. TCU and 58.0 vs. Texas last season).

► Turk transferred to Oklahoma from Arizona State in August 2021 and promptly earned the starting job. No other punter played for the Sooners last season.

► The 2019 and '20 first-team All-Pac-12 selection averaged 46.2 yards per punt over the last two seasons at ASU and totaled 28 boots that went at least 50 yards. In 2019, he set the FBS single-game record by averaging 63.0 yards (on five punts) vs. Kent State in the season opener.

► Combining his time at ASU and OU, Turk is averaging 45.7 yards per punt (9,742 yards on 213 punts). The FBS career record (min. 150 punts) is 46.3 yards by West Virginia's Todd Sauerbrun (1991-94).

## VENABLES BY THE NUMBERS

Brent Venables was hired as OU's 23rd head coach on Dec. 5, 2021. Here's a look at some of his many accomplishments:

**0** Losing seasons in his 26 years as a full-time assistant coach (teams finished no worse than 7-5)

**3** National championships (2000 at Oklahoma; 2016 and '18 at Clemson)

**3** Butkus Award winners (OU's Rocky Calmus [2001] and Teddy Lehman [2003]; Clemson's Isaiah Simmons [2019])

**4** Consecutive years Clemson led the nation in tackles for loss (2013-16; also led country in 2018 and was second in 2019 and '20).

**8** National championship game appearances (2000, '03, '04 and '08 at OU; 2015, '16, '18 and '19 at Clemson)

**8** Times Clemson finished in the top 15 nationally in total defense the last 8 years

**10** College Football Playoff games (6 semifinals and 4 championship games) over the last 7 seasons with Clemson

**10** Clemson led the nation in sacks, tackles for loss and opponent 3rd-down conversion percentage over his 10 years with the program

**13** Number of conference championships (7 at OU, 6 at Clemson)

**18** Consensus All-America honors collected by his players (12 at OU)

**22** Times his 26 teams won at least 10 games

**57** Number of his defensive players picked in the NFL Draft (12 first-rounders)

**290** Wins as an assistant coach (against just 57 losses; .8363)

**POWER FIVE CONFERENCE  
TITLES SINCE 2000**

1. Oklahoma	14
2. Ohio State	11
3. Alabama	8
Oregon	8
4. Clemson	7
Florida State	7
7. USC	6
8. LSU	5
9. Michigan	4
Virginia Tech	4
11. Nine programs	3

**FINAL AP TOP-25 APPEARANCES  
SINCE 2000**

1. Oklahoma	20
2. Ohio State	19
3. Georgia	17
LSU	17
5. Alabama	16
Clemson	16
7. Wisconsin	15
8. Florida State	14
Michigan	14
Oregon	14
Texas	14

**HEISMAN FINALISTS SINCE 2000**

1. Oklahoma	10
2. Alabama	9
3. Ohio State	5
Stanford	5
Florida	4
5. USC	4

**MOST TDs SINCE 2015**

1. Alabama (106 games)	574
2. Oklahoma (98 games)	543
3. Ohio State (95 games)	531
4. Clemson (105 games)	525
5. Memphis (96 games)	471

**ACTIVE BOWL STREAKS**

1. Georgia	25
2. Oklahoma	23
3. Wisconsin	20
4. Alabama	18
5. Clemson	17

**MOST ALL-TIME 10-OR-MORE-WIN  
SEASONS**

1. Oklahoma	41
Alabama	41
3. Michigan	30
4. Ohio State	29
5. Nebraska	27
USC	27

**MOST WINS SINCE END OF  
WORLD WAR II (1946-PRESENT)**

1. Oklahoma	687
2. Alabama	651
3. Ohio State	644
4. Penn State	627
5. Texas	613
6. Michigan	602
Georgia	602
Nebraska	602
9. USC	587
10. Tennessee	575

**NOTING THE NEWBIES**

► Thirty-six players (32 of them first-year Sooners) have made their first appearance in an OU uniform this season. The 32 newcomers who have seen the field this year are redshirt seniors **Jeffery Johnson** (DL), **C.J. Coldon** (DB), **Kyle Ergenbright** (OL), **Jonah Lau** (DL) and **Daniel Parker** (TE), senior **Trey Morrison** (DB), redshirt juniors **Davis Beville** (QB), **Dillon Gabriel** (QB) and **McKade Mettauer** (OL), redshirt sophomores **LV Bunkley-Shelton** (WR), **Tyler Guyton** (OL) and **J.J. Hester** (WR), sophomores **General Booty** (QB) and **Tawee Walker** (RB) and freshmen **Nic Anderson** (WR), **Jovantae Barnes** (RB), **Dallas Dudley** (WR), **Nick Evers** (QB), **Gavin Freeman** (WR), **Jayden Gibson** (WR), **Gracen Halton** (DL), **Kaden Helms** (TE), **Jaren Kanak** (LB), **Jason Llewellyn** (TE), **Jayden Rowe** (DB), **Gavin Sawchuk** (RB), **Robert Spears-Jennings** (DB), **Peter Schuh** (DB), **Jacob Sexton** (OL), **Jake Taylor** (OL), **R Mason Thomas** (DL) and **Gentry Williams** (DB).

**FIRST-TIME STARTERS**

► Thirteen players have made their first OU starts this season. Against UTEP, they were redshirt senior transfer **Jeffery Johnson** (DL; started 44 games at Tulane), redshirt senior **Jordan Kelley** (DL), redshirt junior transfers **Dillon Gabriel** (QB; started 25 games at UCF) and **McKade Mettauer** (OL; started 28 games at Cal), redshirt sophomore transfer **Tyler Guyton** (OL; started one game at TCU as an H-back) and sophomores **Ethan Downs** (DE) and **Danny Stutsman** (LB). Versus Kent State they were redshirt junior **Isaiah Coe** (DL) and sophomore **Jalil Farooq** (WR), at Nebraska, sophomore **Diamond Harmon** (DB) made his first career start and against Kansas State, **Wanya Morris** (OL; started 19 games at Tennessee) made his first start as a Sooner. **Davis Beville** (QB) made his first career start and **Trey Morrison** (DB; started 41 games at North Carolina) started against Texas.

**VENABLES NAMED OU'S 23RD HEAD COACH**

► A former 13-year Oklahoma assistant coach who won a national championship with the Sooners and two more with Clemson during an ultra-successful 10-year stint as defensive coordinator, **Brent Venables** was named OU's 23rd head football coach Dec. 5. The 51-year-old Venables served as co-defensive coordinator and linebackers coach at OU from 1999-2003 and as associate head coach, defensive coordinator and linebackers coach from 2004-11 under former head coach **Bob Stoops**. Venables has coached in eight national championship games between his time at OU and Clemson, winning titles with the Sooners in 2000 and Tigers in 2016 and 2018.

► In 26 years as a full-time assistant coach, Venables' teams posted 26 winning seasons, won 13 conference titles, went to 30 bowl games (includes four College Football Playoff National Championship games) and won at least 10 games 21 times.

► Over the last 10 seasons at Clemson (excluding the 2021 Cheez-It Bowl, in which Venables did not coach), the Tigers ranked first nationally in sacks (445; next most is 392), tackles for loss (1147) and opponent third-down conversion percentage (30.2%), second in opponent pass efficiency rating (111.1) and takeaways (244; tied), third in scoring defense (17.8 ppg) and opponent completion percentage (53.3), fourth in total defense (311.4 ypg) and pass defense (190.5 ypg), fifth in interceptions (148) and sixth in rushing defense (120.9 ypg). They won conference titles each year from 2015-20.

► From 1999-2011, Venables helped Oklahoma to the 2000 national championship, three other national championship game appearances (2003, '04 and '08) and seven Big 12 titles.

► Venables has received national accolades for his coaching and recruiting. He received the Frank Broyles Award in 2016 as the nation's top assistant coach after being named a finalist in 2015 and also in 2006 when the Sooners led the Big 12 in total defense and scoring defense. He was named FootballScoop's Defensive Coordinator of the Year in 2014 and Rivals.com's Recruiter of the Year in 2015.

**FORMER SOONERS ON STAFF**

► First-year OU head coach **Brent Venables** has placed an emphasis on making alumni feel welcome around the program, and turned to several former Sooners to fill his first staff at Oklahoma.

► In addition to assistant coaches **Joe Jon Finley** (2004-07), **Brandon Hall** (1998-00), **Jeff Lebby** (2002-06) and **DeMarco Murray** (2007-10), several other former players hold staff positions as analysts, graduate assistants and as part of OU football's SOUL Mission program.

► Former linebackers **Lance Mitchell** (2002-04) and **Rufus Alexander** (2003-06) are defensive analysts while former offensive linemen **Jon Cooper** (2005-08) and **Phil Loadholt** (2007-08) serve as offensive analysts. Former quarterback **Tanner Schafer** (2016-21) and offensive lineman **Clayton Woods** (2018-19) are offensive graduate assistants.

► Former running back and receiver **Josh Norman** (1998-01) and linebackers **Caleb Kelly** (2016-21) and **Curtis Lofton** (2005-07) work with SOUL Mission (Serving Our Uncommon Legacy). SOUL Mission is dedicated to helping OU football student-athletes develop in all aspects of their lives. Five SOUL Mission pillars target every facet of off-the-field enhancement of OU's football student-athletes: civic engagement, life skills, career development/job placement, personal growth and former player development.

**OU'S BIG 12 DOMINATION**

► Oklahoma's win over Iowa State in the 2020 Big 12 Championship resulted in the Sooners' sixth straight Big 12 title and 14th since 2000 (no other program has won more than two during the span). For perspective, the two Power Five programs with the next most conference titles this millennium are Ohio State (11 in Big Ten) and Oregon (eight in Pac-10/Pac-12).

**BIG 12 CHAMPIONSHIPS WON**

SCHOOL	TOTAL	YEARS
Oklahoma	14	('00, '02, '04, '06-08, '10, '12, '15-20)
Baylor	3	('13-14, '21)
Texas	3	('96, '05, '09)
Kansas State	2	('03, '12)
Nebraska	2	('97, '99)
Colorado	1	('01)
Oklahoma State	1	('11)
TCU	1	('14)
Texas A&M	1	('98)

**BEST RECORDS SINCE 2015**

SCHOOL	RECORD
1. Alabama	98-8
2. Clemson	95-10
3. Ohio State	85-10
4. Oklahoma	81-17
5. Georgia	82-18

## 2022 WEEKLY TEAM CAPTAINS

Oklahoma's 2022 team captains are chosen on a weekly basis. OU's five captains for the Kansas game are:

No.	Name	Class	Pos.
40	Ethan Downs	So.	DL
0	Eric Gray	Sr.	RB
51	Kasey Kelleher	R-Sr. <sup>^</sup>	LS
12	Drake Stoops	R-Sr.	WR
0	Woodi Washington	R-Jr.	DB

<sup>^</sup>Super senior

**Game 1:** Justin Broiles, Dillon Gabriel, David Ugwoegbu, DaShaun White, Brayden Willis

**Game 2:** Eric Gray, Reggie Grimes, Chris Murray, Woodi Washington, Theo Wease

**Game 3:** Billy Bowman, Anton Harrison, Drake Stoops, Danny Stutsman, Michael Turk

**Game 4:** Jaden Davis, Ethan Downs, Jeffery Johnson, Marvin Mims, Andrew Raym

**Game 5:** Jordan Kelley, Jonah Lau, McKade Mettauer, Daniel Parker

**Game 6:** Justin Broiles, Chris Murray, David Ugwoegbu, DaShaun White, Brayden Willis

## VENABLES' TOP-10 2022 CLASS COMPRISED OF 21

Head coach Brent Venables' first Oklahoma recruiting class featured 21 scholarship players — 16 during the December signing period and five more in February. The class ranked No. 8 nationally by 247Sports, On3 and Rivals, and No. 9 by ESPN. OU's class ranked fifth best nationally by On3 in terms of average player ranking.

Of the 21 signees, 19 were ranked as four-star prospects on a five-star scale by 247Sports, ESPN, On3 or Rivals, while two others received three-star designation from at least one of those outlets.

All 21 signees were high schoolers and hail from eight states: six from Texas, four each from Oklahoma and Florida, two each from California and Nevada, and one each from Colorado, Kansas and Nebraska.

## 2022 OU RECRUITING CLASS

No.	Name	Class	Pos.
4	Nic Anderson*	Fr.	WR
2	Jovantae Barnes*	Fr.	RB
16	Jamarrien Burt	Fr.	DB
7	Nick Evers*	Fr.	QB
1	Jayden Gibson*	Fr.	WR
56	Gracen Halton	Fr.	DL
18	Kaden Helms*	Fr.	DL
45	Kevonte Henry	Fr.	DL
7	Jaren Kanak*	Fr.	LB
10	Kip Lewis*	Fr.	LB
87	Jason Llewellyn*	Fr.	TE
11	Kobie McKinzie*	Fr.	LB
86	Cedric Roberts	Fr.	DL
27	Jayden Rowe	Fr.	DB
27	Gavin Sawchuk	Fr.	RB
76	Jacob Sexton	Fr.	OL
3	Robert Spears-Jennings*	Fr.	DB
91	Alton Tarber	Fr.	DL
79	Jake Taylor	Fr.	OL
32	R Mason Thomas	Fr.	DL
24	Gentry Williams	Fr.	DB

\*Mid-year enrollee

► OU's 14 Big 12 titles are 11 more than the program with the next most. Baylor and Texas have each won three Big 12 championships and are followed by Kansas State and Nebraska (two each), and Colorado, Oklahoma State, TCU and Texas A&M (one each). Colorado and Nebraska left the Big 12 after the 2010 season and Texas A&M departed after the 2011 campaign.

► Since 2010, OU has won eight Big 12 titles and is followed by Baylor (three) and Kansas State, Oklahoma State and TCU (one each).

► Since 2000, OU has won more Big 12 championships (14) than it has lost home games (12).

► Oklahoma is the only program to win at least three straight Big 12 titles, and it has done so twice (2006-08 and 2015-20). Baylor (2013-14) is the only other program to win two Big 12 championships in a row.

► At 11-1, the Sooners are the only program with a winning record in Big 12 Championship games. Texas (3-3) and Baylor (1-1) have the next best marks.

► Since the start of the 2015 season, OU has posted a 54-10 (.844) record in regular season Big 12 play. The next best mark during the stretch is 43-21 (.672) by Oklahoma State.

► Every OU freshman class from 1999-2019 has won at least one Big 12 championship and all but the 2011 freshman class have won at least two. The 2015, 2016 and 2017 freshman classes each won four Big 12 titles.

## SEVEN 2022 NFL DRAFTTEES

► Oklahoma had seven players picked in the 2022 NFL Draft, tied for its second most since the 2005 season. Its first four selections were defensive players, the first time for that feat since 1984. Outside linebacker **Nik Bonitto** was selected in the second round by the Denver Broncos. He was followed by linebacker **Brian Asamoah** in the third round (Minnesota Vikings), defensive lineman **Perrier Winfrey** in the fourth round (Cleveland Browns), safety **Delarrin Turner-Yell** in the fifth round (Denver), wide receiver **Michael Woods II** in the sixth round (Cleveland), defensive end **Isaiah Thomas** in the seventh round (Cleveland) and offensive lineman **Marquis Hayes** in the seventh round (Arizona Cardinals). Since 2000, 111 Sooners have been selected, which is 36 more than the next-closest Big 12 program during that span (Texas, 75).

## STOOPS INDUCTED INTO COLLEGE HALL OF FAME, WILLIAMS ON DECK

► The owner of the most wins in Oklahoma football history and engineer of 10 Big 12 Conference titles and the 2000 national championship, **Bob Stoops** was inducted into the National Football Foundation (NFF) and College Hall of Fame on Dec. 7 in his first year of eligibility. Stoops posted a 190-48 (.798) record at Oklahoma and coached the Sooners to a school-record 18 consecutive bowl berths. He was the only coach in the BCS era to win the Fiesta Bowl, Orange Bowl, Rose Bowl, Sugar Bowl and the national championship, and accumulated more victories over the first 18 seasons of a head coaching career than anyone in the game's history.

► One of his star pupils, defensive back **Roy Williams** will join Stoops in the Hall when he is inducted Dec. 6, 2022. Williams, who helped OU to the 2000 national title as a redshirt sophomore, was a unanimous All-American in 2001 who won the Nagurski (nation's top defender) and Thorpe (top defensive back) awards. He was also named Big 12 Defensive Player of the Year and finished seventh in Heisman Trophy voting, the highest finish of the year by a non-quarterback. He ended the year with 107 tackles, 14 tackles for loss, five interceptions, 22 pass breakups and three fumble recoveries.

## HEISMAN U

► Quarterbacks **Baker Mayfield** and **Kyler Murray** became Oklahoma's sixth and seventh Heisman Trophy winners in 2017 and '18, respectively, moving the Sooners into a tie with Notre Dame and Ohio State for the most Heisman winners. Other OU winners were QB **Sam Bradford** in 2008, QB **Jason White** in 2003, RB **Billy Sims** in 1978, RB **Steve Owens** in 1969 and RB **Billy Vessels** in 1952.

► Quarterback **Jalen Hurts** was the 2019 Heisman Trophy runner-up and became Oklahoma's 11th Heisman finalist, tied with Alabama for most of any school (finalists were first named in 1982). Miami (Fla.) ranks third with nine finalists, Florida ranks fourth with eight and Ohio State ranks fifth with seven.

► OU boasts a nation-leading 10 Heisman finalists in the last 21 years (since 2000). Alabama ranks second with nine while Ohio State and Stanford rank third with five each.

► Oklahoma is the only program to ever produce five Heisman finalists in a four-year period (Hurts in 2019 [runner-up], Murray in 2018 [won], Mayfield in 2017 [won] and Mayfield [finished third] and receiver **Dede Westbrook** [finished fourth] in 2016). With Mayfield's and Murray's wins, OU is the only program to produce different quarterback winners in consecutive seasons.

► OU is tied for the most Heisman runners-up, as well (six). OU's second-place Heisman finishers were **Kurt Burris** (1954), **Greg Pruitt** (1972), **Sims** (1979), **Josh Heupel** (2000), **Adrian Peterson** (2004) and Hurts (2019).

► Oklahoma has produced four Heisman Trophy winners in the last 19 years. Only four other programs have produced four winners ever (Notre Dame and Ohio State seven, USC six and Alabama four).

► An OU quarterback finished in the top four of Heisman voting in five consecutive years (Mayfield fourth in 2015, third in 2016 and first in 2017; Murray first in 2018; Hurts second in 2019).

## COLLEGE FOOTBALL'S BEST

► During the modern era of college football (since the end of World War II), the Sooners are the nation's No. 1 team with more wins (687) than any other program (next most is 650 by Alabama).

► OU has finished in the top 5 of the AP poll a nation-leading 33 times.

## CFP APPEARANCES

Oklahoma has made four appearances in the eight-year history of the College Football Playoff, all in the last seven seasons. It is the only Big 12 program to qualify for the event.

PROGRAM	CFPs
Alabama	7
Clemson	6
<b>Oklahoma</b>	<b>4</b>
Ohio State	4
Georgia	2
Notre Dame	2



## SOONERS WHO HAVE GRADUATED

## DAVIS BEVILLE (R-JR., QB)

Marketing

## JUSTIN BROILES (R-SR., DB)

African and African American studies

## ROBERT CONGEL (R-SR., OL)

Urban and regional development (bachelor's)

Organizational leadership (master's)

## KYLE ERGENBRIGHT (R-SR., OL)

Finance

## ERIC GRAY (SR., RB)

Multidisciplinary studies

## JEFFERY JOHNSON (SR., DL)

Health and wellness

## KASEY KELLEHER (R-SR., LB)

Human relations

## JORDAN KELLEY (R-SR., LS)

Criminology

## TREY MORRISON (SR., DB)

Exercise and sport science

## MICHAEL TURK (R-SR., P)

Liberal studies

## DASHAUN WHITE (SR., LB)

Human relations

## BRAYDEN WILLIS (SR., TE)

Economics

^ Denotes "super senior"

## CALMUS, HEUPEL, SELMON ON COLLEGE HALL OF FAME BALLOT

The National Football Foundation (NFF) and College Hall of Fame announced the 2023 ballot for induction into the College Football Hall of Fame on June 6 and former University of Oklahoma standouts Rocky Calmus, Josh Heupel and Dewey Selmon earned spots among the 80 players listed on the College Hall of Fame from the Football Bowl Subdivision.

One of the nation's top defenders during OU's return to prominence at the beginning of head coach Bob Stoops' tenure, Calmus defined his position. The linebacker earned AP Big 12 Defensive Player of the Year and first-team All-America honors in 2000, won the Butkus Award as the nation's top linebacker as a senior in 2001 and was a finalist for the Nagurski and Bednarik Awards (given to the nation's best defender) and the Lombardi Award (country's top interior player).

The runner-up for the 2000 Heisman Trophy, Josh Heupel became Oklahoma's first consensus All-America quarterback and the first Sooners signal-caller to earn All-America honors since Jack Mildren in 1971. A junior college transfer, Heupel was one of Bob Stoops' first OU recruits and is largely credited with turning an offense that statistically ranked as one of the worst in the nation before his arrival into one of the country's most explosive.

One part of the famed and feared Selmon brothers defensive line trio for Oklahoma's vaunted defenses of the early and mid-1970s, Dewey Selmon starred at both defensive tackle and nose guard. In his four years on campus, the Sooners posted a 43-2-1 record, won four straight Big Eight championships and captured national titles his junior and senior seasons of 1974 and '75. In a 16-13 win over Texas in 1974, he registered 22 tackles, which still stands as the single-game school record by a defensive lineman.

► OU leads all FBS programs with 50 all-time conference championships. The rest of the top five includes Nebraska (46), Michigan (43), Ohio State (39) and USC (37). The Sooners' 14 league titles since 2000 are the most among Power Five programs (Ohio State ranks second with 11).

► No program has more all-time 10-win seasons than Oklahoma, which is tied with Alabama with 41 (OU has a nation-leading 18 10-win campaigns since 2000). In addition, OU's 27 seasons with at least 11 wins are the most in college football history.

► Since former head coach **Bob Stoops** arrived in Norman in 1999, OU leads the country with its 11,994 points scored, which is 527 points more than second-place Boise State (11,467) and 975 more than third-place Oregon (11,019).

► OU's 80 consensus All-Americans since 1950 are the most nationally (Alabama ranks second with 74 and Ohio State third with 72). Since 2000, the Sooners have produced 30 consensus All-Americans, second only to Alabama.

► OU is the only program that has produced at least four NFL Draft picks each of the last 15 years.

## EXTRA POINTS

► Oklahoma quarterback **Dillon Gabriel** saw his 14-game streak of throwing multiple touchdown passes snapped at TCU two weekends ago. Gabriel left the game due to injury with 9:39 left in the second quarter and did not return. The streak went back to his sophomore season (2020) at UCF.

► OU ranks 12th nationally (fourth among teams with at least 1.3 returns per game) with its 15.9 yards per punt return. **Marvin Mims Jr.** would rank second nationally with his 19.7 yards per return (118 yards on six returns) if he met the statistical minimum of 1.2 punt returns per game. The Sooners have already almost doubled their total punt return yards from last year (12 returns for 69 yards in 2021; eight returns for 127 yards this season).

► In his first season as OU's placekicker, redshirt sophomore **Zach Schmit** is 5 for 6 on field goal attempts and has made all 24 of his PAT tries. He is 3 for 3 on field goal attempts beyond 40 yards (long of 44). His lone miss came at Nebraska (a 39-yarder).

► Forty-seven of OU's 115 players (41%) are new to the program this season, while 60 players (52%) had never played in a game for the Sooners prior to the opener vs. UTEP. Of the 47 new players, 23 are on offense, 21 are on defense and three are special-teamers (one kicker, one punter and one long snapper).

► Since 2000, OU is the only Power 5 program in the country that has not had a losing record in any season.

► OU has won 80 straight games when holding opponents to 23 or fewer points. The last time OU held an opponent to 23 or fewer points and lost was in 2009 (fell 10-3 at Nebraska on Nov. 7).

► Since the start of the 2012 season, OU is 83-5 when scoring at least 35 points and 72-3 when scoring at least 40.

► The Sooners are tied for third with their four College Football Playoff appearances (2015, 2017, 2018 and 2019). They are the only Big 12 program to qualify for the CFP.

► Oklahoma is tied for the national lead with five No. 1 overall NFL Draft picks. OU has produced three No. 1 overall picks in the last 13 years alone. No other school has produced more than one during that period.

## SOONERS FOURTH IN ALL-TIME WINS

PROGRAM	RECORD
1. Michigan	982-352-36
2. Alabama	948-333-43
Ohio State	948-329-53
4. Notre Dame	932-333-42
Texas	932-387-33
<b>6. Oklahoma</b>	<b>931-334-53</b>
7. Penn State	914-404-42
8. Nebraska	910-412-40
9. USC	862-361-54
10. Tennessee	861-408-53

## MOST CONFERENCE TITLES

Oklahoma leads all of college football with its 50 conference championships.

PROGRAM	TITLES
<b>Oklahoma</b>	<b>50</b>
Nebraska	46
Michigan	43
Ohio State	39
USC	37

# GAYLORD FAMILY OKLAHOMA MEMORIAL STADIUM



OU's \$160 million stadium renovation and modernization project bowled in the south end of the facility and added premium seating and a 62-foot-by-38-foot video board.

## OKLAHOMA'S PALACE ON THE PRAIRIE

- Gaylord Family — Oklahoma Memorial Stadium, one of America's most recognized college football cathedrals, is hosting football games for the 100th year this season. Situated on the east side of the Norman campus, this historical facility is the largest sports arena in the state and ranks among the 18 largest on-campus facilities in the nation.
- In 1921, University of Oklahoma students started a movement for construction of a student union. By 1925, the idea had grown to include a combined football stadium/student union. In the original architect's drawings, the north end of the proposed structure was strikingly similar to the present Oklahoma Memorial Union, which eventually was constructed separately when head coach and athletics director Bennie Owen suggested it would be best to raise funds for a union and a stadium.
- The field is named Owen Field after Owen, who became a charter member of the National Football Hall of Fame. The first game played at the site took place Oct. 20, 1923 (a 63-7 win over Washington, Mo.).
- In 1925, the first contest was played in front of the new stands on the west side of the field. The 16,000-seat Oklahoma Memorial Stadium, named in honor of University personnel who died in World War I, was erected at a cost of approximately \$293,000.
- Expansions increased the stadium's capacity to 32,000 (1929), 55,000 (1949), 61,836 (1957), 71,187 (1975), 75,004 (1980), 72,765 (1998), 82,112 (2003) and 83,489 (2016). With last year's widening of aisles and some seats, capacity dropped to 80,126.
- In July, 1970 the original natural grass surface was removed and artificial turf was installed. That tartan turf was replaced with super turf before the 1981 season. Owen Field returned to grass in 1994.

## RECENT RENOVATION

- The OU Board of Regents approved a proposal from OU Athletics on June 25, 2014, to proceed with the development of plans and projects for a major renovation and modernization of the stadium at an estimated cost of \$160 million. The project was carried out entirely from Athletics Department-generated capital funds, bond funds and other private sources.
- The first phase of the building project was completed prior to the 2016 home opener with a focus on the south end zone. The most visible aspect is a completed south end zone seating bowl, a feature that initially increased the seating capacity to 83,489. The addition of handrails and some seat and aisle widening in 2019 reduced capacity to 80,126.
- The seating bowl features an expanded concourse, additional restrooms and concessions, and other amenities. The new structure features 22 suites, 60 open-air loge boxes and 1,976 club seats. Club patrons also benefit from two new clubs.
- Among the most unique features of the new south end zone facility are a pair of open-air fan plazas, one each in the southwest and southeast corners. They each measure at slightly more than 3,000 square feet each and feature a view directly to the game field.
- All student-athlete services in the new building were moved to the ground floor. That space, completed this past summer, includes a new locker room, strength and conditioning area, training room, nutrition center, meeting rooms and the equipment operation. The third floor of the building houses all of the football offices and the team's video department.
- The weight room nearly tripled in size to 26,600 square feet and includes a 70-yard turfed, indoor speed and agility training area. The athletic training room also grew substantially to nearly 10,000 square feet.
- A significantly larger and more detailed video board has replaced the old video board above the north end zone for 2018. The new board is 62 feet x 38 feet (2,356 square feet).

## STADIUM QUICK FACTS

First Game:	Oct. 20, 1923
Result:	OU 63, Washington (Mo.) 7
OU's Stadium Record:	413-89-16 (.813)
Field Name:	Owen Field
Capacity:	80,126
Surface:	Natural Grass
Record Crowd:	88,308 (11/11/17 vs. TCU)

## OU'S STADIUM BESTS

### INDIVIDUAL

Rushing Yards:	427, Samaje Perine vs. Kansas, 2014
Passing Yards:	500, Landry Jones vs. Okla. State, 2012
Receiving Yards:	208, Ryan Broyles vs. Colorado, 2010
Tackles:	28, Kenneth Murray vs. Army, 2018
Interceptions:	3 (three players)
Sacks:	5, Cedric Jones vs. Texas Tech, 1994

### TEAM

Rushing Yards:	768 vs. Kansas State, 1988
Passing Yards:	512 vs. Oklahoma State, 2012
Total Yards:	829 vs. Kansas State, 1988
Points:	79 vs. North Texas, 2007
First Downs:	44 vs. Oklahoma State, 2012





# BRENT VENABLES

**NAMED OU'S 23RD HEAD COACH DEC. 5, 2021 • FORMER K-STATE/OKLAHOMA/CLEMSON ASSISTANT  
THREE NATIONAL CHAMPIONSHIPS (ONE WITH OKLAHOMA, TWO WITH CLEMSON)  
EIGHT NATIONAL CHAMPIONSHIP GAME APPEARANCES • COACHED IN 32 BOWL GAMES  
13 CONFERENCE CHAMPIONSHIPS • THREE-TIME BROYLES AWARD FINALIST (2016 WINNER)**

**A** former 13-year University of Oklahoma assistant coach who won a national championship with the Sooners and two more with Clemson University during an ultra-successful 10-year stint as defensive coordinator, Brent Venables was named OU's 23rd head football coach Dec. 5, 2021.

The 51-year-old Venables served as co-defensive coordinator and linebackers coach at Oklahoma from 1999-2003 and as associate head coach, defensive coordinator and linebackers coach from 2004-11 under former head coach Bob Stoops. Venables has coached in eight national championship games between his time at OU and Clemson, winning titles with the Sooners in 2000 and Tigers in 2016 and 2018. In 26 years as a full-time assistant coach, Venables' teams posted 26 winning seasons, won 13 conference titles, went to 30 bowl games (includes four College Football Playoff National Championship games) and won at least 10 games 22 times.

Since joining Clemson prior to the 2012 season, Venables constructed one of the nation's top defenses. Over the last 10 years, the Tigers ranked first nationally in sacks (445; next most was 392), tackles for loss (1,159) and opponent third-down conversion percentage (30.2%), second in opponent pass efficiency rating (111.1) and takeaways (244; tied), third in scoring defense (17.8 ppg) and opponent completion percentage (53.3), fourth in total defense (311.4 ypg) and pass defense (190.5 ypg), fifth in interceptions (148) and sixth in rushing defense (120.9 ypg). They won conference titles each year from 2015-20.

Since 2000, Venables has coached eight national award winners and 18 consensus All-Americans. In that time, 57 defensive players under his guidance have been selected in the NFL Draft (12 first-rounders), including 15 linebackers, two of whom were first-round picks.

As a defensive coordinator and linebackers coach, Venables has produced winners of three Butkus Awards (OU's Rocky Calmus in 2001 and Teddy Lehman in 2003, and CU's Isaiah Simmons in 2019), two Nagurski Awards (OU's Roy Williams in 2001 and Derrick Strait in 2003), two Thorpe Awards (Williams in 2001 and Strait in 2003) and one Bednarik Award (Lehman in 2003). And in 2018, Clemson defensive tackle Christian Wilkins was the school's first winner of William V. Campbell Trophy, known as the "Academic Heisman."

Venables has received national accolades for his coaching and recruiting. He received the Frank Broyles Award in 2016 as the nation's top assistant coach after being named a finalist in 2015. He was named FootballScoop's Defensive Coordinator of the Year in 2014 and Rivals.com's Recruiter of the Year in 2015.

Venables' defensive units have been remarkably consistent over the last decade. Each of the last eight Clemson defenses have ranked in the top 15 nationally in yards allowed and seven of the last eight have ranked in the top 20 in points allowed. Over the last eight years, his units have ranked first (in 2014), 10th, eighth, fourth, fifth, sixth, 15th and ninth (last season) in total defense. Additionally, his units ranked first or second in the ACC in total defense each of the last eight years (ranked first in six of those seasons).

Under Venables' tutelage this year, Clemson ranks second nationally in scoring defense (15.0 ppg) and red zone defense (62.1 conversion percentage), fourth in sacks (3.4 per game), eighth in rushing defense (98.8 ypg) and ninth in total defense (308.4 ypg).

## THE VENABLES FILE

Hometown ..... Salina, Kan.  
High School ..... Salina South, 1989  
College ..... Kansas State, 1992  
Family ..... Wife, Julie  
..... Sons, Jake and Tyler  
..... Daughters, Laney and Addie

## AS AN ASSISTANT COACH

Years ..... 26  
Combined Record ..... 290-57  
Conference Championships ..... 13  
National Championships ..... 3  
National Championship Game Appearances ..... 8

Venables' 2020 Clemson defense tied for the national lead with 46 sacks, despite no player producing more than 4.5 sacks individually. His 2019 unit allowed fewer than 300 yards of total offense in each of its first 12 games of the season, the first defense nationally since at least 1996 to accomplish that feat. Clemson held 16 straight opponents to 20 or fewer points across the 2018-19 seasons, the best streak at the school since the 1937-40 seasons.

Clemson's 2018 squad led the nation in scoring defense (13.1 ppg) for the first time in school history and set a program record by recording 54 sacks.

Venables' Clemson defenses have ranked among the top 10 nationally in sacks each year since 2014 and ranked in the top 10 in tackles for loss from 2013-20. The units led the nation in TFLs every year from 2013-16. The Tigers also ranked among the top 50 nationally in takeaways in each of his 10 seasons.

From 1999-2011, Venables helped Oklahoma to the 2000 national championship, three other national championship game appearances (2003, '04 and '08) and seven Big 12 titles. He was a finalist for the Broyles Award in 2006 when OU led the Big 12 in total defense and scoring defense.

Oklahoma linebackers under Venables' direction earned three Big 12 Defensive Player of the Year awards, five Big 12 Defensive Newcomer of the Year accolades and six first-team All-America honors. Ten of his OU linebackers — and 31 defensive players overall — were taken in the 2000-12 NFL Drafts.

While Venables was at Oklahoma, the Sooners ranked among the top 16 nationally in total defense eight times (including each year from 2000-06) and among the top 20 in scoring defense eight times. OU led the Big 12 in scoring defense on four occasions (2000, '04, '06, '11) and topped the league in total defense three times (2003, '04, '06).

Prior to joining Stoops' first staff at Oklahoma, Venables coached linebackers at Kansas State (1996-98), holding the title of defensive running game coordinator in 1998, and served as a graduate assistant at K-State under Bill Snyder from 1993-95.

As a player at Kansas State (1991-92), Venables earned honorable mention All-Big Eight honors in 1992 after registering 124 tackles. He began his collegiate career at Garden City (Kan.) Community College (1989-90), where he earned All-America honors after recording 276 tackles.

A native of Salina, Kan., Venables received his bachelor's degree in political science from Kansas State in 1992. He and his wife Julie have four children: sons Jake and Tyler and daughters Laney and Addie.

## COACHING HISTORY

### 2022: Oklahoma

Head Coach

### 2018-21: Clemson

Associate Head Coach, Defensive Coordinator, Linebackers

### 2012-17: Clemson

Defensive Coordinator, Linebackers

### 2004-11: Oklahoma

Associate Head Coach, Defensive Coordinator, Linebackers

### 1999-03: Oklahoma

Co-Defensive Coordinator, Linebackers

### 1998: Kansas State

Linebackers/Defensive Run Game Coord.

### 1996-97: Kansas State

Linebackers

### 1993-95: Kansas State

Graduate Assistant

## BOWLS COACHED (32)

Year	Bowl	School
2020	Sugar (CFP)	Clemson
2019	CFP NCG	Clemson
2019	Fiesta (CFP)	Clemson
2018	CFP NCG	Clemson
2018	Cotton (CFP)	Clemson
2017	Sugar (CFP)	Clemson
2016	CFP NCG	Clemson
2016	Fiesta (CFP)	Clemson
2015	CFP NCG	Clemson
2015	Orange (CFP)	Clemson
2014	Russell Athletic	Clemson
2013	Orange	Clemson
2012	Chick-fil-A	Clemson
2011	Insight	Oklahoma
2010	Fiesta	Oklahoma
2009	Sun	Oklahoma
2008	BCS NCG	Oklahoma
2007	Fiesta	Oklahoma
2006	Fiesta	Oklahoma
2005	Holiday	Oklahoma
2004	Orange (BCS NCG)	Oklahoma
2003	Sugar (BCS NCG)	Oklahoma
2002	Rose	Oklahoma
2001	Cotton	Oklahoma
2000	Orange (BCS NCG)	Oklahoma
1999	Independence	Oklahoma
1998	Alamo	Kansas State
1997	Fiesta	Kansas State
1996	Cotton	Kansas State
1995	Holiday	Kansas State
1994	Aloha	Kansas State
1993	Copper	Kansas State



# OKLAHOMA COACHING STAFF



**Brent Venables**  
Head Coach



**Jeff Leiby**  
Offensive Coordinator/  
Quarterbacks



**Ted Roof**  
Defensive Coordinator/  
Linebackers



**Todd Bates**  
Associate Head Coach/Co-De-  
fensive Coord./Run Defense/  
Defensive Tackles



**Bill Bedenbaugh**  
Offensive Line



**Miguel Chavis**  
Defensive Ends



**Joe Jon Finley**  
Tight Ends



**Brandon Hall**  
Safeties



**DeMarco Murray**  
Running Backs



**Jay Valai**  
Co-Defensive Coordinator/  
Pass Defense/Cornerbacks and  
Nickelbacks



**L'Damian Washington**  
Wide Receivers (Interim)



**Jerry Schmidt**  
Director of Sports  
Enhancement and Strength  
and Conditioning

No.	Player	Pos.	Ht.	Wt.	Yr.	Hometown (Previous School)
0	Eric Gray*	RB	5-10	210	Sr.	Memphis, Tenn. (University of Tennessee)
0	Woodi Washington**	DB	5-11	196	R-Jr.	Murfreesboro, Tenn. (Oakland HS)
1	Joshua Eaton**	DB	6-1	183	Jr.	Houston, Texas (Aldine MacArthur HS)
1	Jayden Gibson	WR	6-5	195	Fr.	Winter Garden, Fla. (West Orange HS)
2	Jovantae Barnes	RB	6-0	200	Fr.	Las Vegas, Nev. (Desert Pines HS)
2	David Ugwoegbu***	LB	6-4	250	Sr.	Katy, Texas (Seven Lakes HS)
3	Jalil Farooq*	WR	6-1	203	So.	Lanham, Md. (Dr. Henry A. Wise Jr. HS)
3	Robert Spears-Jennings	DB	6-1	208	Fr.	Broken Arrow, Okla. (Broken Arrow HS)
4	Nic Anderson	WR	6-4	200	Fr.	Katy, Texas (Katy HS)
4	Jaden Davis***	DB	5-10	183	Sr.	Fort Lauderdale, Fla. (St. Thomas Aquinas HS)
5	Micah Bowens	QB	5-11	190	R-So.	Las Vegas, Nev. (Penn State University)
5	Billy Bowman*	DB	5-10	190	So.	Denton, Texas (Ryan HS)
6	LV Bunkley-Shelton	WR	5-11	195	R-So.	Compton, Calif. (Arizona State University)
6	Trey Morrison	DB	5-9	188	Sr.	Norcross, Ga. (University of North Carolina)
7	Nick Evers	QB	6-3	185	Fr.	Flower Mound, Texas (Flower Mound HS)
7	Jaren Kanak	LB	6-2	225	Fr.	Hays, Kan. (Hays HS)
8	Dillon Gabriel	QB	5-11	203	R-Jr.	Millilani, Hawai'i (UCF)
8	Jonah Lauulu	DL	6-5	265	R-Sr.	Las Vegas, Nev. (University of Hawai'i)
9	D.J. Graham**	DB	6-0	190	Jr.	Fort Worth, Texas (Keller Central HS)
9	Brayden Willis****	TE	6-4	240	Sr.	Arlington, Texas (James Martin HS)
10	Kip Lewis	LB	6-1	201	Fr.	Carthage, Texas (Carthage HS)
10	Theo Wease**	WR	6-3	205	R-Jr.	Allen, Texas (Allen HS)
11	Davis Beville	QB	6-6	225	R-Jr.	Greenville, S.C. (University of Pittsburgh)
11	Kobie McKinzie	LB	6-2	238	Fr.	Lubbock, Texas (Lubbock-Cooper HS)
12	Key Lawrence*	DB	6-1	210	Jr.	Nashville, Tenn. (University of Tennessee)
12	Drake Stoops***	WR	5-10	190	R-Sr.	Norman, Okla. (Norman North HS)
13	J.J. Hester	WR	6-4	200	R-So.	Tulsa, Okla. (University of Missouri)
13	Shane Whitter**	LB	6-0	225	Jr.	Burlington, N.C. (Walter M. Williams HS)
14	General Booty	QB	6-2	190	So.	Allen, Texas (Tyler Junior College)
14	Reggie Grimes**	DL	6-4	270	Jr.	Antioch, Tenn. (Ravenwood HS)
15	Bryson Washington*	DB	6-2	190	R-So.	Los Angeles, Calif. (C.E. King HS [TX])
16	Jamarrien Burt	DB	6-0	185	Fr.	Ocala, Fla. (Forest HS)
16	Brian Darby**	WR	6-0	202	Jr.	College Station, Texas (A&M Consolidated HS)
17	Damond Harmon*	DB	6-0	180	So.	Richmond, Va. (Highland Springs HS)
17	Marvin Mims Jr.**	WR	5-11	182	Jr.	Frisco, Texas (Lone Star HS)
18	Kaden Helms	TE	6-5	225	Fr.	Bellevue, Neb. (Bellevue West HS)
19	Ralph Rucker	QB	6-0	207	R-Fr.	Lucas, Texas (Lovejoy HS)
19	Maureese Wren	DL	6-3	245	R-Sr.	Mesquite, Texas (Texas State University)
20	Clayton Smith	DL	6-4	245	R-Fr.	Queen City, Texas (Texas HS)
21	Kendall Dennis	DB	5-11	187	R-So.	Lakeland, Fla. (Lakeland HS)
21	Bentavious Thompson	RB	6-0	190	R-Sr.	Miami, Fla. (UCF)
22	C.J. Coldon	DB	5-11	179	R-Sr.	Belleville, Ill. (University of Wyoming)
22	Daniel Parker	TE	6-2	245	Sr.	Kansas City, Mo. (University of Missouri)
23	DaShaun White****	LB	6-0	222	Sr.	North Richland Hills, Texas (Richland HS)
24	Marcus Major**	RB	6-0	225	R-Jr.	Oklahoma City, Okla. (Millwood HS)
24	Gentry Williams	DB	6-0	170	Fr.	Tulsa, Okla. (Booker T. Washington HS)
25	Justin Broiles****	DB	5-11	195	R-Sr.	Oklahoma City, Okla. (John Marshall HS)
25	Jaden Knowles*	RB	5-8	195	R-Sr.	Kennedale, Texas (Southwestern Okla. State Univ.)
26	Kani Walker	DB	6-2	205	R-Fr.	Suwanee, Ga. (University of Louisville)
27	Jayden Rowe	DB	6-2	211	Fr.	Tulsa, Okla. (Union HS)
27	Gavin Sawchuk	RB	5-11	187	Fr.	Littleton, Colo. (Valor Christian HS)
28	Danny Stutsman*	LB	6-4	240	So.	Windermere, Fla. (Foundation Academy)
29	Jordan Mukes*	DB	6-1	207	So.	Midwest City, Okla. (Choctaw HS)
29	Tawee Walker	RB	5-9	217	So.	Peoria, Ariz. (Palomar College [Calif.])
31	Jalen Redmond**	DL	6-3	292	R-Jr.	Midwest City, Okla. (Midwest City HS)
31	Jackson Sumlin*	TE	6-2	220	R-So.	Tucson, Ariz. (Salpointe Catholic HS)
32	R Mason Thomas	DL	6-2	222	Fr.	Fort Lauderdale, Fla. (Cardinal Gibbons HS)
33	Marcus Stripling***	DL	6-3	245	Sr.	Houston, Texas (Mayde Creek HS)
34	Zach Schmit	K/P	5-10	185	R-So.	Oklahoma City, Okla. (Bishop McGuinness HS)
36	Josh Plaster	K/P	6-0	190	R-Jr.	Flower Mound, Texas (Arizona State Univ.)
36	Ty Taylor	CB	5-11	180	R-Sr.	La Marque, Texas (Ablene Christian University)
37	Justin Harrington	DB	6-3	215	R-Sr.	Raleigh, N.C. (Bakersfield [Calif.] College)
37	Michael Turk*	P	6-0	231	R-Sr.	Dallas, Texas (Arizona State University)
38	Owen Heinecke	DB	6-2	202	R-Fr.	Tulsa, Okla. (Ohio State University)
39	Peter Schuh	DB	5-7	182	Fr.	Montvale, N.J. (St. Joseph Regional HS)
40	Ethan Downs*	DL	6-4	260	So.	Weatherford, Okla. (Weatherford HS)
41	Jake McCoy**	LB	6-3	228	R-Jr.	Edmond, Okla. (Edmond North HS)
43	Ryan Peoples	DB	5-11	187	R-Sr.	Norman, Okla. (Oklahoma City CC)
44	Kelvin Gilliam	DL	6-3	293	R-Fr.	Richmond, Va. (Highland Springs HS)
45	Kevonte Henry	DL	6-4	220	Fr.	Los Angeles, Calif. (Leuzinger HS)
46	Gavin Marshall	K	6-1	195	Fr.	Frisco, Texas (Frisco HS)
46	Gabriel McDaniel	DB	5-10	165	R-So.	Nashville, Tenn. (Middle Tennessee State Univ.)
47	Brady Braun	P	6-0	235	Fr.	Indianapolis, Ind. (Bishop Chatard HS)

No.	Player	Pos.	Ht.	Wt.	Yr.	Hometown (Previous School)
48	Eric Windham	DB	5-10	190	R-Jr.	Southlake, Texas (Carroll Senior HS)
49	Pierce Hudgens	DB	6-1	200	R-So.	Flower Mound, Texas (Flower Mound HS)
50	Ben Anderson	LS	6-5	240	Fr.	Charlotte, N.C. (Charlotte Latin School)
51	Kasey Kelleher****	LS	5-11	230	R-Sr.	Peninsula, Ohio (Woodridge HS)
55	Aaryn Parks	OL	6-4	300	R-So.	Seat Pleasant, Md. (National Christian Academy)
56	Gracen Halton	DL	6-2	277	Fr.	San Diego, Calif. (St. Augustine HS)
56	Chris Murray**	OL	6-2	308	Sr.	Palmdale, Calif. (UCLA)
57	Gunnar Allen	OL	6-0	295	Fr.	Aledo, Texas (Aledo HS)
58	Ethan Lane	LS	5-11	230	R-So.	Dallas, Texas (Jesuit College Prep. School of Dallas)
59	Savion Byrd	OL	6-5	310	R-Fr.	Cedar Hill, Texas (Duncanville HS)
60	Tyler Guyton	OL	6-7	320	R-So.	Manor, Texas (TCU)
63	Kyle Ergenbright	OL	6-5	305	R-Sr.	Midwest City, Okla. (Univ. of Northern Colorado)
64	Wanya Morris*	OL	6-6	310	Sr.	Grayson, Ga. (University of Tennessee)
66	Robert Congel*	OL	6-4	322	R-Sr.	Greenwood Village, Colo. (Univ. of Arizona)
69	Nate Anderson	OL	6-4	292	R-So.	Frisco, Texas (Rick Reedy HS)
70	Brey Walker***	OL	6-7	355	R-Sr.	Moore, Okla. (Westmoore HS)
71	Anton Harrison**	OL	6-5	315	Jr.	Washington, D.C. (Archbishop Carroll HS)
72	McKade Mettauer	OL	6-4	310	R-Jr.	The Woodlands, Texas (University of California)
73	Andrew Raym**	OL	6-4	305	Jr.	Broken Arrow, Okla. (Broken Arrow HS)
74	Marcus Alexander	OL	6-4	325	R-Jr.	Sunnyvale, Texas (Sunnyvale HS)
75	Cullen Montgomery	OL	6-4	330	R-Fr.	Pearland, Texas (Episcopal HS)
76	Jacob Sexton	OL	6-6	312	Fr.	Edmond, Okla. (Deer Creek HS)
77	Jeffery Johnson	DL	6-2	305	Sr.	Brookhaven, Miss. (Tulane University)
78	Marcus Hicks	OL	6-6	302	R-Jr.	Wichita, Kan. (Northwest HS)
79	Jake Taylor	OL	6-6	300	Fr.	Las Vegas, Nev. (Bishop Gorman HS)
81	Trevon West*	WR	5-11	180	Jr.	Arlington, Texas (Lamar HS)
82	Gavin Freeman	WR	5-8	173	Fr.	Oklahoma City, Okla. (Heritage Hall HS)
83	Major Melson	WR	5-10	180	R-So.	Mansfield, Texas (Legacy HS)
84	Carsten Groos	TE	6-4	240	R-So.	Austin, Texas (Anderson HS)
85	Davion Woolen	WR	6-2	188	Fr.	Frisco, Texas (Wakeland HS)
86	Cedric Roberts	DL	6-3	275	Fr.	Pflugerville, Texas (Hendrickson HS)
87	Jason Llewellyn	TE	6-5	250	Fr.	Aledo, Texas (Aledo HS)
88	Dallas Dudley	WR	6-2	190	Fr.	Flower Mound, Texas (Marcus HS)
88	Jordan Kelley**	DL	6-4	288	R-Sr.	Tulsa, Okla. (Union HS)
89	Damon Smith*	WR	6-1	198	R-Jr.	Keller, Texas (Keller HS)
90	Josh Ellison**	DL	6-3	300	Sr.	College Station, Texas (Blinn College)
91	Alton Tarber	DL	6-2	322	Fr.	Deerfield Beach, Fla. (Deerfield Beach HS)
92	Kori Roberson**	DL	6-3	285	R-Jr.	Houston, Texas (Manvel HS)
93	Reed Lindsey	DL	6-4	268	R-Jr.	Clinton, Okla. (Clinton HS)
94	Isaiah Coe*	DL	6-2	305	R-Jr.	Homewood, Ill. (Iowa Western CC)
98	Hayden Bray	DL	6-4	265	R-Fr.	Austin, Texas (Westlake HS)

PRONUNCIATION GUIDE

Jovantae Barnes	jo-VON-tay	McKade Mettauer	meh-TAW-yer
Davis Beville	BEV-ull	Wanya Morris	WAHN-yay
Savion Byrd	SAY-vee-ahn	Jordan Mukes	MYEWS (one syllable)
Robert Congel	CON-jull	Andrew Raym	RAIM
Nick Evers	EV-erz	Kori Roberson	RO-ber-son
Jalil Farooq	juh-LIL fuh-RUKE	Peter Schuh	SHOO
Carsten Groos	same as the word "gross"	Danny Stutsman	STUHTS-min
Damond Harmon	DAY-mond	David Ugwoegbu	uh-GWAY-boo
Anton Harrison	AN-tahn	Kani Walker	kuh-NAI
Kevonte Henry	kuh-VON-tay	Tawee Walker	TAH-wee
Jaren Kanak	JAIR-in CAN-ick	Theo Wease	WEESE
Kasey Kelleher	KELL-uh-her	Trevon West	TRAY-von
Jonah Lauulu	lah-OO-loo	Davion Woolen	DAY-vee-on
Jason Llewellyn	loo-WELL-in		

\* Indicates number of letters earned at Oklahoma  
^ Indicates "super senior" (was also a senior in 2021)  
Last updated Oct. 9, 2022  
Weights as of Aug. 17, 2022



No.	Player	Pos.	Ht.	Wt.	Yr.	Hometown (Previous School)
74	Marcus Alexander	OL	6-4	325	R-Jr.	Sunnyvale, Texas (Sunnyvale HS)
57	Gunnar Allen	OL	6-0	295	Fr.	Aledo, Texas (Aledo HS)
50	Ben Anderson	LS	6-5	240	Fr.	Charlotte, N.C. (Charlotte Latin School)
69	Nate Anderson	OL	6-4	292	R-So.	Frisco, Texas (Rick Reedy HS)
4	Nic Anderson	WR	6-4	200	Fr.	Katy, Texas (Katy HS)
2	Jovantae Barnes	RB	6-0	200	Fr.	Las Vegas, Nev. (Desert Pines HS)
11	Davis Beville	QB	6-6	225	R-Jr.	Greenville, S.C. (University of Pittsburgh)
14	General Booty	QB	6-2	190	So.	Allen, Texas (Tyler Junior College)
5	Micah Bowns	QB	5-11	190	R-So.	Las Vegas, Nev. (Penn State University)
5	Billy Bowman*	DB	5-10	190	So.	Denton, Texas (Ryan HS)
47	Brady Braun	P	6-0	235	Fr.	Indianapolis, Ind. (Bishop Chatard HS)
98	Hayden Bray	DL	6-4	265	R-Fr.	Austin, Texas (Westlake HS)
25	Justin Broiles****	DB	5-11	195	R-Sr.^	Oklahoma City, Okla. (John Marshall HS)
6	LV Bunkley-Shelton	WR	5-11	195	R-So.	Compton, Calif. (Arizona State University)
16	Jamarrien Burt	DB	6-0	185	Fr.	Ocala, Fla. (Forest HS)
59	Savion Byrd	OL	6-5	310	R-Fr.	Cedar Hill, Texas (Duncanville HS)
94	Isaiah Coe*	DL	6-2	305	R-Jr.	Homewood, Ill. (Iowa Western CC)
22	C.J. Coldon	DB	5-11	185	R-Sr.	Belleville, Ill. (University of Wyoming)
66	Robert Congel*	OL	6-4	322	R-Sr.^	Greenwood Village, Colo. (Univ. of Arizona)
16	Brian Darby**	WR	6-0	202	Jr.	College Station, Texas (A&M Consolidated HS)
4	Jaden Davis***	DB	5-10	183	Sr.	Fort Lauderdale, Fla. (St. Thomas Aquinas HS)
21	Kendall Dennis	DB	5-11	187	R-So.	Lakeland, Fla. (Lakeland HS)
40	Ethan Downs*	DL	6-4	260	So.	Weatherford, Okla. (Weatherford HS)
88	Dallas Dudley	WR	6-2	190	Fr.	Flower Mound, Texas (Marcus HS)
1	Joshua Eaton**	DB	6-1	183	Jr.	Houston, Texas (Aldine MacArthur HS)
90	Josh Ellison**	DL	6-3	300	Sr.	College Station, Texas (Blinn College)
63	Kyle Ergenbright	OL	6-5	305	R-Sr.^	Midwest City, Okla. (Univ. of Northern Colorado)
7	Nick Evers	QB	6-3	185	Fr.	Flower Mound, Texas (Flower Mound HS)
3	Jalil Farooq*	WR	6-1	203	So.	Lanham, Md. (Dr. Henry A. Wise Jr. HS)
82	Gavin Freeman	WR	5-8	173	Fr.	Oklahoma City, Okla. (Heritage Hall HS)
8	Dillon Gabriel	QB	5-11	203	R-Jr.	Milliani, Hawai'i (UCF)
1	Jayden Gibson	WR	6-5	195	Fr.	Winter Garden, Fla. (West Orange HS)
44	Kelvin Gilliam	DL	6-3	293	R-Fr.	Richmond, Va. (Highland Springs HS)
9	D.J. Graham**	DB	6-0	190	Jr.	Fort Worth, Texas (Keller Central HS)
0	Eric Gray*	RB	5-10	210	Sr.	Memphis, Tenn. (University of Tennessee)
14	Reggie Grimes**	DL	6-4	270	Jr.	Antioch, Tenn. (Ravenwood HS)
84	Carsten Groos	TE	6-4	240	R-So.	Austin, Texas (Anderson HS)
60	Tyler Guyton	OL	6-7	320	R-So.	Manor, Texas (TCU)
56	Gracen Halton	DL	6-2	277	Fr.	San Diego, Calif. (St. Augustine HS)
17	Diamond Harmon*	DB	6-0	180	So.	Richmond, Va. (Highland Springs HS)
37	Justin Harrington	DB	6-3	215	R-Sr.	Raleigh, N.C. (Bakersfield [Calif.] College)
71	Anton Harrison**	OL	6-5	315	Jr.	Washington, D.C. (Archbishop Carroll HS)
38	Owen Heinecke	DB	6-2	202	R-Fr.	Tulsa, Okla. (Ohio State University)
18	Kaden Helms	TE	6-5	225	Fr.	Bellevue, Neb. (Bellevue West HS)
45	Kevonte Henry	DL	6-4	220	Fr.	Los Angeles, Calif. (Leuzinger HS)
13	J.J. Hester	WR	6-4	200	R-So.	Tulsa, Okla. (University of Missouri)
78	Marcus Hicks	OL	6-6	302	R-Jr.	Wichita, Kan. (Northwest HS)
49	Pierce Hudgens	DB	6-1	200	R-So.	Flower Mound, Texas (Flower Mound HS)
77	Jeffery Johnson	DL	6-2	305	Sr.^	Brookhaven, Miss. (Tulane University)
7	Jaren Kanak	LB	6-2	225	Fr.	Hays, Kan. (Hays HS)
51	Kasey Kelleher****	LS	5-11	230	R-Sr.^	Peninsula, Ohio (Woodridge HS)
88	Jordan Kelley**	DL	6-4	288	R-Sr.	Tulsa, Okla. (Union HS)
25	Jaden Knowles*	RB	5-8	195	R-Sr.	Kennedale, Texas (Southwestern Okla. State Univ.)
58	Ethan Lane	LS	5-11	230	R-So.	Dallas, Texas (Jesuit College Prep. School of Dallas)
8	Jonah Laulu	DL	6-5	265	R-Sr.	Las Vegas, Nev. (University of Hawai'i)
12	Key Lawrence*	DB	6-1	210	Jr.	Nashville, Tenn. (University of Tennessee)
10	Kip Lewis	LB	6-1	201	Fr.	Carthage, Texas (Carthage HS)
93	Reed Lindsey	DL	6-4	268	R-Jr.	Clinton, Okla. (Clinton HS)
87	Jason Llewellyn	TE	6-5	250	Fr.	Aledo, Texas (Aledo HS)
24	Marcus Major**	RB	6-0	220	R-Jr.	Oklahoma City, Okla. (Millwood HS)
46	Gavin Marshall	K	6-1	195	Fr.	Frisco, Texas (Frisco HS)
41	Jake McCoy**	LB	6-3	228	R-Jr.	Edmond, Okla. (Edmond North HS)
46	Gabriel McDaniel	DB	5-10	165	R-So.	Nashville, Tenn. (Middle Tennessee State Univ.)
11	Kobie McKinzie	LB	6-2	238	Fr.	Lubbock, Texas (Lubbock-Cooper HS)
83	Major Melson	WR	5-10	180	R-So.	Mansfield, Texas (Legacy HS)
72	McKade Mettauwer	OL	6-4	310	R-Jr.	The Woodlands, Texas (University of California)
17	Marvin Mims Jr.**	WR	5-11	182	Jr.	Frisco, Texas (Lone Star HS)
75	Cullen Montgomery	OL	6-4	330	R-Fr.	Pearland, Texas (Episcopal HS)
64	Wanya Morris*	OL	6-6	310	Sr.	Grayson, Ga. (University of Tennessee)
6	Trey Morrison	DB	5-9	188	Sr.^	Norcross, Ga. (University of North Carolina)
29	Jordan Mukes*	DB	6-1	207	So.	Midwest City, Okla. (Choctaw HS)
56	Chris Murray**	OL	6-2	308	Sr.^	Palmdale, Calif. (UCLA)
No. Player	Pos.	Ht.	Wt.	Yr.	Hometown (Previous School)	

22	Daniel Parker	TE	6-2	245	Sr.^	Kansas City, Mo. (University of Missouri)
55	Aaryn Parks	OL	6-4	300	R-So.	Seat Pleasant, Md. (National Christian Academy)
43	Ryan Peoples	DB	5-11	187	R-Sr.	Norman, Okla. (Oklahoma City CC)
36	Josh Plaster	K/P	6-0	190	R-Jr.	Flower Mound, Texas (Arizona State Univ.)
73	Andrew Raym**	OL	6-4	305	Jr.	Broken Arrow, Okla. (Broken Arrow HS)
31	Jalen Redmond**	DL	6-3	292	R-Jr.	Midwest City, Okla. (Midwest City HS)
92	Kori Roberson**	DL	6-3	285	R-Jr.	Houston, Texas (Manvel HS)
86	Cedric Roberts	DL	6-3	275	Fr.	Pflugerville, Texas (Hendrickson HS)
27	Jayden Rowe	DB	6-2	211	Fr.	Tulsa, Okla. (Union HS)
19	Ralph Rucker	QB	6-0	207	R-Fr.	Lucas, Texas (Lovejoy HS)
27	Gavin Sawchuk	RB	5-11	187	Fr.	Littleton, Colo. (Valor Christian HS)
34	Zach Schmit	K/P	5-10	185	R-So.	Oklahoma City, Okla. (Bishop McGuinness HS)
39	Peter Schuh	DB	5-7	182	Fr.	Montvale, N.J. (St. Joseph Regional HS)
76	Jacob Sexton	OL	6-6	312	Fr.	Edmond, Okla. (Deer Creek HS)
20	Clayton Smith	DL	6-4	245	R-Fr.	Queen City, Texas (Texas HS)
89	Damon Smith*	WR	6-1	198	R-Jr.	Keller, Texas (Keller HS)
3	Robert Spears-Jennings	DB	6-1	208	Fr.	Broken Arrow, Okla. (Broken Arrow HS)
12	Drake Stoops***	WR	5-10	190	R-Sr.	Norman, Okla. (Norman North HS)
33	Marcus Stripling***	DL	6-3	245	Sr.	Houston, Texas (Mayde Creek HS)
28	Danny Stutsman*	LB	6-4	240	So.	Windermere, Fla. (Foundation Academy)
31	Jackson Sumlin*	TE	6-2	220	R-So.	Tucson, Ariz. (Salpointe Catholic HS)
91	Alton Tarber	DL	6-2	322	Fr.	Deerfield Beach, Fla. (Deerfield Beach HS)
79	Jake Taylor	OL	6-6	300	Fr.	Las Vegas, Nev. (Bishop Gorman HS)
36	Ty Taylor	DB	5-11	180	R-Sr.	La Marque, Texas (Abilene Christian University)
32	R Mason Thomas	DL	6-2	222	Fr.	Fort Lauderdale, Fla. (Cardinal Gibbons HS)
21	Bentavious Thompson	RB	6-0	190	R-Sr.^	Miami, Fla. (UCF)
37	Michael Turk*	P	6-0	231	R-Sr.^	Dallas, Texas (Arizona State University)
2	David Ugwoegbu***	LB	6-4	250	Sr.	Katy, Texas (Seven Lakes HS)
70	Brey Walker***	OL	6-7	355	R-Sr.	Moore, Okla. (Westmoore HS)
26	Kani Walker	DB	6-2	205	R-Fr.	Suwanee, Ga. (University of Louisville)
29	Tawee Walker	RB	5-9	217	So.	Peoria, Ariz. (Palomar College [Calif.])
15	Bryson Washington*	DB	6-2	190	R-So.	Los Angeles, Calif. (C.E. King HS [TX])
0	Woodi Washington**	DB	5-11	196	R-Jr.	Murfreesboro, Tenn. (Oakland HS)
10	Theo Wease**	WR	6-3	205	R-Jr.	Allen, Texas (Allen HS)
81	Trevon West*	WR	5-11	180	Jr.	Arlington, Texas (Lamar HS)
23	DaShaun White****	LB	6-0	222	Sr.^	North Richland Hills, Texas (Richland HS)
13	Shane Whitter**	LB	6-0	225	Jr.	Burlington, N.C. (Walter M. Williams HS)
24	Gentry Williams	DB	6-0	175	Fr.	Tulsa, Okla. (Booker T. Washington HS)
9	Brayden Willis****	TE	6-4	240	Sr.^	Arlington, Texas (James Martin HS)
48	Eric Windham	DB	5-10	190	R-Jr.	Southlake, Texas (Carroll Senior HS)
85	Davion Woolen	WR	6-2	188	Fr.	Frisco, Texas (Wakeland HS)
19	Maureese Wren	DL	6-3	245	R-Sr.	Mesquite, Texas (Texas State University)

COACHING STAFF

Brent Venables	Head Coach
Jeff Lebby	Offensive Coordinator/Quarterbacks
Ted Roof	Defensive Coordinator/Linebackers
Todd Bates	Associate Head Coach/Co-Def. Coord./Run Defense/Defensive Tackles
Bill Bedenbaugh (BEE-din-bo)	Offensive Line
Miguel Chavis (CHAY-viss)	Defensive Ends
Joe Jon Finley	Tight Ends
Brandon Hall	Safeties
DeMarco Murray	Running Backs
Jay Valai (vuh-LIE)	Co-Def. Coord./Pass Defense/Cornerbacks and Nickelbacks
L'Damian Washington	Wide Receivers (Interim)

\* Indicates number of letters earned at Oklahoma  
^ Indicates "super senior" (was also a senior in 2021)  
Last updated Oct. 9, 2022  
Weights as of Aug. 17, 2022

# DEPTH CHART

## OFFENSE

<b>QB</b>	8	Dillon Gabriel (5-11, 203, R-Jr.)
	11	Davis Beville (6-6, 225, R-Jr.)
	14	General Booty (6-2, 190, So.) <b>OR</b>
	7	Nick Evers (6-3, 185, Fr.)
<b>RB</b>	0	Eric Gray (5-10, 210, Sr.)
	24	Marcus Major (6-0, 220, R-Jr.)
	29	Tawee Walker (5-9, 217, So.) <b>OR</b>
	2	Jovantae Barnes (6-0, 200, Fr.)
<b>TE</b>	9	Brayden Willis (6-4, 240, Sr.^)
	22	Daniel Parker (6-2, 245, Sr.^)
	18	Kaden Helms (6-5, 225, Fr.)
	87	Jason Llewellyn (6-5, 250, Fr.)
<b>WR</b>	10	Theo Wease (6-3, 205, R-Jr.)
	1	Jayden Gibson (6-5, 195, Fr.)
	81	Trevon West (5-11, 180, Jr.)
<b>LT</b>	71	Anton Harrison (6-5, 315, Jr.)
	60	Tyler Guyton (6-7, 320, R-So.)
	55	Aaryn Parks (6-4, 300, R-So.)
<b>LG</b>	72	McKade Mettauer (6-4, 310, R-Jr.)
	59	Savion Byrd (6-5, 310, R-Fr.) <b>OR</b>
	70	Brey Walker (6-7, 355, R-Sr.)
<b>C</b>	73	Andrew Raym (6-4, 305, Jr.)
	66	Robert Congel (6-4, 322, R-Sr.^)
	69	Nate Anderson (6-4, 292, R-So.)
<b>RG</b>	56	Chris Murray (6-2, 308, Sr.^)
	79	Jake Taylor (6-6, 300, Fr.)
	74	Marcus Alexander (6-4, 325, R-Jr.)
<b>RT</b>	64	Wanya Morris (6-6, 310, Sr.)
	76	Jacob Sexton (6-6, 312, Fr.)
<b>SLOT</b>	17	Marvin Mims Jr. (5-11, 182, Jr.)
	12	Drake Stoops (5-10, 190, R-Sr.)
	6	LV Bunkley-Shelton (5-11, 195, R-So.)
	82	Gavin Freeman (5-8, 173, Fr.)
<b>WR</b>	3	Jalil Farooq (6-1, 203, So.)
	13	J.J. Hester (6-4, 200, R-So.) <b>OR</b>
	4	Nic Anderson (6-4, 200, Fr.)

## DEFENSE

<b>DE</b>	14	Reggie Grimes (6-4, 270, Jr.)
	33	Marcus Stripling (6-3, 245, Sr.) <b>OR</b>
	32	R Mason Thomas (6-2, 222, Fr.)
<b>DT</b>	88	Jordan Kelley (6-4, 288, R-Sr.) <b>OR</b>
	31	Jalen Redmond (6-3, 292, R-Jr.)
	90	Josh Ellison (6-3, 300, Sr.)
	56	Gracen Halton (6-2, 277, Fr.)
<b>NT</b>	77	Jeffery Johnson (6-2, 305, Sr.^) <b>OR</b>
	94	Isaiah Coe (6-2, 305, R-Jr.)
	44	Kelvin Gilliam (6-3, 293, R-Fr.)
	56	Gracen Halton (6-2, 277, Fr.)
<b>DE</b>	40	Ethan Downs (6-4, 260, So.)
	8	Jonah Lauulu (6-5, 265, R-Sr.) <b>OR</b>
	32	R Mason Thomas (6-2, 222, Fr.)
<b>MIKE</b>	2	David Ugwoegbu (6-4, 250, Sr.)
	41	Jake McCoy (6-3, 228, R-Jr.) <b>OR</b>
	7	Jaren Kanak (6-2, 225, Fr.)
<b>WILL</b>	28	Danny Stutsman (6-4, 240, So.)
	10	Kip Lewis (6-1, 201, Fr.)
<b>CHEETAH</b>	23	DaShaun White (6-0, 222, Sr.^)
	37	Justin Harrington (6-3, 215, R-Sr.)
<b>CB</b>	4	Jaden Davis (5-10, 183, Sr.)
	21	Kendall Dennis (5-11, 187, R-So.)
	1	Joshua Eaton (6-1, 183, Jr.) <b>OR</b>
	22	C.J. Coldon (5-11, 179, R-Sr.)
<b>SS</b>	5	Billy Bowman (5-10, 190, So.)
	6	Trey Morrison (5-9, 188, Sr.^) <b>OR</b>
	17	Damond Harmon (6-0, 180, So.)
<b>FS</b>	12	Key Lawrence (6-1, 210, Jr.) <b>OR</b>
	25	Justin Broiles (5-11, 195, R-Sr.^)
	3	Robert Spears-Jennings (6-1, 208, Fr.) <b>OR</b>
	17	Damond Harmon (6-0, 180, So.)
<b>CB</b>	0	Woodi Washington (5-11, 196, R-Jr.)
	9	D.J. Graham (6-0, 190, Jr.)
	26	Kani Walker (6-2, 205, R-Fr.)

## SPECIALISTS

<b>K</b>	34	Zach Schmit (5-10, 185, R-So.)	<b>PR</b>	17	Marvin Mims Jr. (5-11, 182, Jr.) <b>OR</b>
	46	Gavin Marshall (6-1, 195, Fr.)		0	Eric Gray (5-10, 210, Sr.) <b>OR</b>
<b>P</b>	37	Michael Turk (6-0, 231, R-Sr.^)		6	LV Bunkley-Shelton (5-11, 195, R-So.)
	36	Josh Plaster (6-0, 190, R-Jr.)	<b>LS</b>	51	Kasey Kelleher (5-11, 230, R-Sr.^)
<b>KO</b>	34	Zach Schmit (5-10, 185, R-So.)		50	Ben Anderson (6-5, 240, Fr.)
	46	Gavin Marshall (6-1, 195, Fr.)	<b>H</b>	37	Michael Turk (6-0, 231, R-Sr.^)
<b>KR</b>	24	Marcus Major (6-0, 225, R-Jr.) <b>OR</b>		36	Josh Plaster (6-0, 190, R-Jr.)
	3	Jalil Farooq (6-1, 203, So.)			
	82	Gavin Freeman (5-8, 173, Fr.)			

# CAREER STATS

## #2 RB JOVANTAE BARNES

YEAR	GP-GS	RUSH	AVG	TD	LG	REC	AVG	TD	LG
2022	6-0	51-247	4.8	2	31	4-21	5.3	0	13
Career	6-0	51-247	4.8	2	31	4-21	5.3	0	13

## #11 QB DAVIS BEVILLE (\*AT PITT)

YEAR	GP-GS	C-A	PCT	YDS	AVG/G	TD	INT	LG	RUSH	YDS	AVG	TD	LG
2020*	6-0	5-10	50.0	30	5.0	0	0	16	4	-9	-2.3	0	10
2021*	3-0	17-22	77.0	207	69.0	1	1	52	7	-30	-4.3	0	8
2022	5-1	15-30	50.0	102	20.4	0	1	16	15	-15	-1.0	0	13
Career	14-1	37-62	59.7	339	24.2	1	2	52	26	-54	-2.1	0	13

## #5 DB BILLY BOWMAN

YEAR	GP-GS	UT	AT	TOTAL	TFL	SACKS	INT	FF	FR	PBU
2021	11-7	14	8	22	1.5-5	0.0-0	0-0	1	0	2
2022	5-5	22	12	34	0.0-0	0.0-0	0-0	1	2	4
Career	16-12	36	20	56	1.5-5	0.0-0	0-0	2	2	6

## #25 DB JUSTIN BROILES

YEAR	GP-GS	UT	AT	TOTAL	TFL	SACKS	INT	FF	FR	PBU
2017					REDSHIRTED					
2018	11-5	14	10	24	1.5-3	0.0-0	0-0	0	0	2
2019	14-1	17	9	26	1.0-1	0.0-0	0-0	0	0	1
2020	6-0	4	2	6	0.0-0	0.0-0	0-0	0	0	0
2021	13-9	25	30	55	3.5-13	0.0-0	2-14	0	2	2
2022	6-5	17	17	34	1.0-3	0.0-0	0-0	0	0	1
Career	50-20	77	68	145	7.0-20	0.0-0	2-14	0	2	6

## #6 WR LV BUNKLEY-SHELTON (\*AT ARIZONA STATE)

YEAR	GP-GS	REC	YDS	AVG	TD	LONG
2020*	4-1	11	100	9.1	0	22
2021*	13-7	33	418	12.7	2	59
2022	5-0	1	10	10.0	0	10
Career	22-8	45	528	11.7	2	59

## #94 DL ISAIAH COE

YEAR	GP-GS	UT	AT	TOTAL	TFL	SACKS	INT	FF	FR	PBU
2021	12-0	4	5	9	4.5-9	1.0-3	0-0	0	0	0
2022	6-1	5	3	8	4.0-12	1.0-8	0-0	0	0	0
Career	18-1	9	8	17	8.5-21	2.0-11	0-0	0	0	0

## #22 DB C.J. COLDON (\*AT WYOMING)

YEAR	GP-GS	UT	AT	TOTAL	TFL	SACKS	INT	FF	FR	PBU
2017*					REDSHIRTED					
2018*	3-0	6	3	9	0.0-0	0.0-0	0-0	0	0	1
2019*	3-3	11	3	14	1.0-2	0.0-0	0-0	0	1	2
2020*	6-6	17	9	26	1.0-2	0.0-0	2-1	0	0	5
2021*	12-12	47	18	65	0.0-0	0.0-0	0-0	0	0	9
2022	5-0	4	3	7	1.0-3	0.0-0	1-20	0	0	0
Career	30-19	86	38	124	2.0-4	0.0-0	3-21	0	1	17

## #16 WR BRIAN DARBY

YEAR	GP-GS	REC	YDS	AVG	TD	LONG
2020	8-0	1	14	14.0	0	14
2021	7-0	7	102	14.6	2	42
2022	2-0	0	0	—	0	—
Career	17-0	8	116	14.5	2	42

## #4 DB JADEN DAVIS

YEAR	GP-GS	UT	AT	TOTAL	TFL	SACKS	INT	FF	FR	PBU
2019	14-1	26	7	33	0.0-0	0.0-0	1-0	0	0	1
2020	10-6	10	1	11	0.0-0	0.0-0	0-0	0	0	5
2021	13-6	21	4	25	0.0-0	0.0-0	0-0	0	0	2
2022	6-6	9	11	20	1.0-6	0.0-0	0-0	0	0	0
Career	42-19	66	22	88	1.0-6	0.0-0	1-0	0	0	8

## #40 DL ETHAN DOWNS

YEAR	GP-GS	UT	AT	TOTAL	TFL	SACKS	INT	FF	FR	PBU
2021	13-0	9	5	14	3.0-9	0.5-3	0-0	1	0	0
2022	6-6	6	7	13	4.5-23	2.5-15	0-0	0	0	2
Career	19-6	15	12	27	7.5-32	3.0-18	0-0	1	0	2

## #1 DB JOSHUA EATON

YEAR	GP-GS	UT	AT	TOTAL	TFL	SACKS	INT	FF	FR	PBU
2020	5-0	2	2	4	0.0-0	0.0-0	0-0	0	0	0
2021	10-0	3	0	3	0.0-0	0.0-0	0-0	0	0	0
2022	2-0	0	0	0	0.0-0	0.0-0	0-0	0	0	0
Career	17-0	5	2	7	0.0-0	0.0-0	0-0	0	0	0

## #90 DL JOSH ELLISON

YEAR	GP-GS	UT	AT	TOTAL	TFL	SACKS	INT	FF	FR	PBU
2020	11-2	7	9	16	1.0-6	0.5-5	0-0	0	1-0	1
2021	13-4	4	12	16	2.0-8	1.0-5	0-0	0	0	0
2022	6-0	2	5	7	1.5-1	0.0-0	0-0	0	0	0
Career	30-6	13	26	39	4.5-15	1.5-10	0-0	0	1-0	1

## #7 QB NICK EVERS

YEAR	GP-GS	C-A	PCT	YDS	AVG/G	TD	INT	LG	RUSH	YDS	AVG	TD	LG
2022	1-0	0-1	0.0	0	0.0	0	0	0	0	0	0.0	0	-
Career	1-0	0-1	0.0	0	0.0	0	0	0	0	0	0.0	0	-

## #3 WR JALIL FAROOQ

YEAR	GP-GS	RUSH	AVG	TD	LG	REC	AVG	TD	LG
2021	8-0	0-0	0.0	0	-	4-69	17.3	0	30
2022	6-5	7-68	9.7	0	24	12-153	12.8	1	30
Career	14-5	7-68	24.0	0	24	16-222	13.9	1	30

## #82 WR GAVIN FREEMAN

YEAR	GP-GS	RUSH	AVG	TD	LG	REC	AVG	TD	LG
2022	6-0	2-48	24.0	1	46	1-1	1.0	0	1
Career	6-0	2-48	24.0	1	46	1-1	1.0	0	1

## #8 QB DILLON GABRIEL (\*AT UCF)

YEAR	GP-GS	C-A	PCT	YDS	AVG/G	TD	INT	LG	RUSH	YDS	AVG	TD	LG
2019*	13-12	236-398	59.3	3,653	281.0	29	7	75	71	78	1.1	4	22
2020*	10-10	248-413	60.0	3,570	357.0	32	4	93	72	169	2.3	2	28
2021*	3-3	70-102	68.6	814	271.3	9	3	47	24	125	5.2	2	44
2022	5-5	85-133	63.9	1,215	243.0	11	0	78	25	126	5.0	2	61
Career	31-30	639-1,046	61.0	9,252	298.4	81	14	93	192	498	2.6	10	61

## #44 DL KELVIN GILLIAM

YEAR	GP-GS	UT	AT	TOTAL	TFL	SACKS	INT	FF	FR	PBU
2021	4-0	1	1	2	0.0-0	0.0-0	0-0	0	0	0
2022	6-0	2	3	5	0.5-2	0.0-0	0-0	0	0	0
Career	10-0	3	4	7	0.5-2	0.0-0	0-0	0	0	0

## #9 DB D.J. GRAHAM

YEAR	GP-GS	UT	AT	TOTAL	TFL	SACKS	INT	FF	FR	PBU
2020	8-1	15	6	21	1.0-3	0.0-0	1-8	0	0	1
2021	12-10	24	13	37	0.0-0	0.0-0	1-0	1	0	2
2022	6-1	5	9	14	0.0-0	0.0-0	0-0	0	0	2
Career	26-12	45	28	73	1.0-3	0.0-0	2-8	1	0	5

## #0 RB ERIC GRAY (\*AT TENNESSEE)

YEAR	GP-GS	RUSH	AVG	TD	LG	REC	AVG	TD	LG
2019*	13-0	101-539	5.3	4	94	13-115	8.8	1	23
2020*	9-5	157-772	4.9	4	33	30-254	8.5	2	31
2021	13-6	78-412	5.3	2	48	23-229	10.0	2	38
2022	6-6	77-519	6.7	3	44	12-92	7.7	0	24
Career	41-17	413-2,242	5.4	13	94	78-690	8.8	5	38

## #14 DL REGGIE GRIMES

YEAR	GP-GS	UT	AT	TOTAL	TFL	SACKS	INT	FF	FR	PBU
2020	8-0	4	1	5	1.0-1	1.0-1	0-0	0	0	0
2021	13-5	10	8	18	2.5-17	2.0-17	0-0	2	0	1
2022	6-6	7	6	13	6.0-36	4.0-31	0-0	1	0	0
Career	27-11	21	15	36	9.5-54	7.0-49	0-0	3	0	1

## #84 TE CARSTEN GROOS

YEAR	GP-GS	REC	YDS	AVG	TD	LONG
2021	2-0	1	8	8.0	0	8
Career	2-0	1	8	8.0	0	8

## #56 DL GRACEN HALTON

YEAR	GP-GS	UT	AT	TOTAL	TFL	SACKS	INT	FF	FR	PBU
2022	6-0	1	7	8	1.0-3	0.0-0	0-0	0	0	0
Career	6-0	1	7	8	1.0-3	0.0-0	0-0	0	0	0

## #17 DB DAMOND HARMON

YEAR	GP-GS	UT	AT	TOTAL	TFL	SACKS	INT	FF	FR	PBU
2021	7-0	2	2	4	0.0-0	0.0-0	0-0	0	0	0
2022	5-2	4	10	14	0.0-0	0.0-0	0-0	0	0	0
Career	12-2	6	12	18	0.0-0	0.0-0	0-0	0	0	0



#37 DB JUSTIN HARRINGTON

YEAR	GP-GS	UT	AT	TOTAL	TFL	SACKS	INT	FF	FR	PBU
2020					REDSHIRTED					
2021	4-0	0	0	0	0.0-0	0.0-0	0-0	0	0	0
2022	6-0	9	11	20	0.0-0	0.0-0	1-22	0	0	2
Career	9-0	9	11	20	0.0-0	0.0-0	1-22	0	0	2

#13 WR J.J. HESTER (\*AT MISSOURI)

YEAR	GP-GS	REC	YDS	AVG	TD	LONG
2020*				REDSHIRTED		
2021*	13-1	12	225	18.5	2	65
2022	3-0	1	13	13.0	0	13
Career	16-1	13	238	18.3	2	65

#77 DL JEFFERY JOHNSON (\*AT TULANE)

YEAR	GP-GS	UT	AT	TOTAL	TFL	SACKS	INT	FF	FR	PBU
2018*	13-12	13	17	30	1.0-2	0.5-1	0	0	0	1
2019*	12-8	14	15	29	3.0-19	2.5-17	0	0	1	0
2020*	12-12	16	17	33	6.0-23	3.5-18	0	0	2	0
2021*	12-12	20	24	44	4.0-19	1.5-10	0	0	0	0
2022	6-4	4	4	8	0.5-2	0.0-0	0	0	0	0
Career	55-48	68	76	144	14.5-65	8.0-46	0	0	3	0

#7 LB JAREN KANAK

YEAR	GP-GS	UT	AT	TOTAL	TFL	SACKS	INT	FF	FR	PBU
2022	6-0	4	15	19	0.5-1	0.0-0	0-0	1	1	0
Career	6-0	4	15	19	0.5-1	0.0-0	0-0	1	1	0

#88 DL JORDAN KELLEY

YEAR	GP-GS	UT	AT	TOTAL	TFL	SACKS	INT	FF	FR	PBU
2018	2-0	0	2	2	0.0-0	0.0-0	0-0	0	0	0
2019	1-0	0	0	0	0.0-0	0.0-0	0-0	0	0	0
2020	10-0	2	7	9	2.0-12	0.5-4	0-0	0	0	0
2021	11-0	4	2	6	1.0-3	0.0-0	0-0	1	0	0
2022	6-1	2	3	5	1.0-3	0.0-0	0-0	0	0	0
Career	31-1	8	14	22	4.0-18	0.5-4	0-0	1	0	0

#25 RB JADEN KNOWLES

YEAR	GP-GS	RUSH	AVG	TD	LG	REC	AVG	TD	LG
2021	12-0	4-37	9.3	2	29	0-0	—	0	—
Career	12-0	4-37	9.3	2	29	0-0	—	0	—

#8 DL JONAH LAULU (\*AT HAWAII)

YEAR	GP-GS	UT	AT	TOTAL	TFL	SACKS	INT	FF	FR	PBU
2018*	4-0	0	0	0	0.0-0	0.0-0	0	0	0	0
2019*	15-0	7	4	11	6.0-18	2.5-13	0	1	0	0
2020*	9-7	14	12	26	5.0-19	1.5-10	0	0	0	1
2021*	12-11	21	13	34	8.0-50	4.0-37	0	0	1	1
2022	6-0	2	7	9	2.0-9	1.0-7	0	0	0	0
Career	45-18	44	36	79	21.0-96	9.0-67	0	1	1	2

#12 DB KEY LAWRENCE (\*AT TENNESSEE)

YEAR	GP-GS	UT	AT	TOTAL	TFL	SACKS	INT	FF	FR	PBU
2020*	10-0	3	5	8	0-0.0	0-0.0	0	0	0	1
2021	13-4	25	22	47	3.5-26	1.0-18	0	3	0	4
2022	5-1	10	12	22	0.0-0	0.0-0	1-0	1	0	1
Career	28-5	38	39	77	3.5-26	1.0-18	1-0	4	0	6

#24 RB MARCUS MAJOR

YEAR	GP-GS	RUSH	AVG	TD	LG	REC	AVG	TD	LG
2019	3-0	10-28	2.8	0	6	0-0	0.0	0	0
2020	10-1	35-187	5.3	3	46	2-29	14.5	0	24
2021	6-0	15-83	5.5	0	9	1-12	12.0	0	12
2022	5-0	38-175	4.6	4	27	5-56	11.2	1	24
Career	24-1	98-473	4.8	7	46	8-97	12.1	1	24

#17 WR MARVIN MIMS JR.

YEAR	GP-GS	RUSH	AVG	TD	LG	REC	AVG	TD	LG
2020	11-1	2-17	8.5	0	17	37-610	16.5	9	61
2021	13-11	1-15	15.0	0	15	32-705	22.0	5	67
2022	6-5	2-3	1.5	0	0	23-436	19.0	3	58
Career	30-17	5-35	7.0	0	17	92-1,751	19.0	17	67

#6 DB TREY MORRISON (\*AT NORTH CAROLINA)

YEAR	GP-GS	UT	AT	TOTAL	TFL	SACKS	INT	FF	FR	PBU
2018*	11-10	40	6	46	5.5-22	2-15	0	0	0	4
2019*	10-9	28	3	31	1.5-4	0.0-0	1	0	0	5
2020*	12-12	33	6	39	2.0-12	1.0-18	1	0	0	4
2021*	13-10	34	13	47	1.0-4	0.0-0	0	1	1	4
2022	6-0	9	10	19	2.5-16	0.5-5	0	0	0	1
Career	52-41	144	38	182	12.5-58	3.5-38	2	1	1	14

#29 DB JORDAN MUKES

YEAR	GP-GS	UT	AT	TOTAL	TFL	SACKS	INT	FF	FR	PBU
2021	12-0	2	2	4	0.0-0	0.0-0	0-0	0	0	0
Career	12-0	2	2	4	0.0-0	0.0-0	0-0	0	0	0

#22 TE DANIEL PARKER (\*AT MISSOURI)

YEAR	GP-GS	REC	YDS	AVG	TD	LONG
2018*	12-2	6	63	10.5	1	20
2019*	12-7	15	140	9.3	0	21
2020*	7-6	8	37	4.6	0	16
2021*	11-10	12	97	8.1	3	17
2022	5-0	4	28	7.0	0	12
Career	50-25	45	365	8.1	4	21

#31 DL JALEN REDMOND

YEAR	GP-GS	UT	AT	TOTAL	TFL	SACKS	INT	FF	FR	PBU
2018	3-0	4	2	6	2.5-9	0.0-0	0	0	0-0	0
2019	13-4	14	9	23	11.0-56	6.5-50	0	1	0-0	2
2020					REDSHIRTED — DID NOT PLAY					
2021	8-7	11	8	19	8.0-34	3.5-20	0	0	2-42	0
2022	6-3	5	8	13	4.0-18	1.0-11	0	0	0-0	2
Career	30-14	34	27	61	25.5-117	11.0-81	0	1	2-42	5

#92 DL KORI ROBERSON

YEAR	GP-GS	UT	AT	TOTAL	TFL	SACKS	INT	FF	FR	PBU
2019	4-0	1	0	1	1.0-3	0.0-0	0-0	0	0	0
2020	10-0	4	7	11	3.5-8	1.0-4	0-0	0	0	1
2021	12-0	5	12	17	2.5-6	0.5-1	0-0	0	0	0
Career	26-0	10	19	29	7.0-17	1.5-5	0-0	0	0	1

#19 QB RALPH RUCKER

YEAR	GP-GS	C-A	PCT	YDS	AVG/G	TD	INT	LG	RUSH	YDS	AVG	TD	LG
2021	1-0	2-2	100.0	20	20.0	0	0	12	0	0	0.0	0	0
Career	1-0	2-2	100.0	20	20.0	0	0	12	0	0	0.0	0	0

#34 K ZACH SCHMIT

YEAR	GP-GS	FGM-FGA	PCT	BLK	LONG	PAT	PCT
2020	2-0	0-0	—	—	—	0-0	—
2021	4-0	1-1	100.0	0	46	4-4	100.0
2022	6-0	5-6	83.3	0	44	24-24	100.0
Career	12-0	6-7	85.7	0	46	28-28	100.0

#20 DL CLAYTON SMITH

YEAR	GP-GS	UT	AT	TOTAL	TFL	SACKS	INT	FF	FR	PBU
2021	4-0	1	2	3	0.5-2	0-0	0-0	0	1-0	0
2022	4-0	3	2	5	1.0-5	0-0	0-0	0	0-0	0
Career	8-0	4	4	8	1.5-7	0-0	0-0	0	1-0	0

#89 WR DAMON SMITH

YEAR	GP-GS	REC	YDS	AVG	TD	LONG
2020	3-0	2	7	3.5	0	14
2021	8-0	1	0	0.0	0	0
Career	11-0	3	7	2.3	0	14

#3 DB ROBERT SPEARS-JENNINGS

YEAR	GP-GS	UT	AT	TOTAL	TFL	SACKS	INT	FF	FR	PBU
2022	2-0	1	3	4	0.5-1	0-0	0-0	0	0-0	0
Career	2-0	1	3	4	0.5-1	0-0	0-0	0	1-0	0

#12 WR DRAKE STOOPS

YEAR	GP-GS	REC	YDS	AVG	TD	LONG
2018	2-0	2	16	8.0	0	8
2019	14-0	8	95	11.9	0	19
2020	10-6	15	219	14.6	2	51
2021	10-2	16	191	11.9	2	31
2022	6-3	11	101	9.2	1	18
Career	42-11	52	622	12.0	5	51

#33 DL MARCUS STRIPLING

YEAR	GP-GS	UT	AT	TOTAL	TFL	SACKS	INT	FF	FR	PBU
2019	14-0	4	2	6	1.0-3	1.0-3	0-0	0	0	0
2020	10-1	7	1	8	3.5-23	2.5-22	0-0	0	0	0
2021	11-1	1	5	6	2.5-7	1.0-5	0-0	0	0	1
2022	5-0	1	2	3	0.0-0	0.0-0	0-0	0	0	0
Career	40-2	13	10	23	7.0-33	4.5-30	0-0	0	0	1

#28 LB DANNY STUTSMAN

YEAR	GP-GS	UT	AT	TOTAL	TFL	SACKS	INT	FF	FR	PBU
2021	10-0	21	17	38	1.5-6	1.0-6	0-0	2	0	0
2022	6-6	28	27	55	6.0-17	1.5-10	0-0	0	0	3
Career	16-6	49	44	93	7.5-23	2.5-21	0-0	2	0	3

#31 TE JACKSON SUMLIN

YEAR	GP-GS	REC	YDS	AVG	TD	LONG
2021	10-0	4	25	6.3	0	11
Career	10-0	4	25	6.3	0	11

#32 DL R MASON THOMAS

YEAR	GP-GS	UT	AT	TOTAL	TFL	SACKS	INT	FF	FR	PBU
2022	3-0	2	2	4	0.5-5	0.5-5	0-0	0	0	0
Career	3-0	2	2	4	0.5-5	0.5-5	0-0	0	0	0

#21 RB BENTAVIOUS THOMPSON (\*AT UCF)

YEAR	GP-GS	RUSH	AVG	TD	LG	REC	AVG	TD	LG
2017*		REDSHIRTED							
2018*	13-0	29-150	5.2	0	15	0-0	—	0	—
2019*	13-0	87-604	6.9	8	45	5-25	5.0	0	10
2020*	9-0	73-382	5.2	5	32	3-12	4.0	0	7
Career	35-0	189-1,136	6.0	13	45	8-37	4.6	0	10

#37 P MICHAEL TURK (\*AT LAFAYETTE; \*AT ARIZONA STATE)

YEAR	GP-GS	PUNTS-YDS	AVG	LONG	TB	FC	I20	50+	BLK
2017^	11-0	67-2,863	42.7	64	3	15	18	16	0
2018*		REDSHIRTED							
2019*	13-0	67-3,082	46.0	75	7	22	36	23	0
2020*	4-0	14-661	47.2	58	4	2	6	5	0
2021	11-0	35-1,791	51.2	85	4	8	16	20	0
2022	6-0	33-1,481	44.9	60	6	9	11	10	0
Career	45-0	216-9,877	45.7	85	24	56	87	74	0

#2 LB DAVID UGWOGGBU

YEAR	GP-GS	UT	AT	TOTAL	TFL	SACKS	INT	FF	FR	PBU
2019	14-1	14	5	19	4.0-13	1.0-5	0-0	0	0	1
2020	11-3	16	18	34	3.0-13	1.0-7	1-0	0	0	0
2021	13-5	22	27	49	1.5-3	0.0-0	0-0	0	0	0
2022	6-6	24	30	54	2.0-25	1.0-10	0-0	0	0	0
Career	43-15	76	80	156	10.5-54	3.0-22	1-0	0	0	1

#26 S KANI WALKER (\*AT LOUISVILLE)

YEAR	GP-GS	UT	AT	TOTAL	TFL	SACKS	INT	FF	FR	PBU
2021*	4-0	0	0	0	0.0-0	0.0-0	0	0	0	0
2022	3-0	2	1	3	1.5-1	0.0-0	0	0	0	0
Career	7-0	2	1	3	1.5-1	0.0-0	0	0	0	0

#29 RB TAWEE WALKER

YEAR	GP-GS	RUSH	AVG	TD	LG	REC	AVG	TD	LG
2022	5-0	16-59	3.7	0	7	1-7	7.0	0	7
Career	5-0	16-59	3.7	0	7	1-7	7.0	0	7

#15 S BRYSON WASHINGTON

YEAR	GP-GS	UT	AT	TOTAL	TFL	SACKS	INT	FF	FR	PBU
2020	4-0	3	5	8	0.5-0	0.0-0	0-0	0	0	0
2021	11-0	3	2	5	0.0-0	0.0-0	1-37	0	1	0
2022	1-0	0	0	0	0.0-0	0.0-0	0-0	0	0	0
Career	16-0	6	7	13	0.5-0	0.0-0	1-37	0	1	0

#0 CB WOODI WASHINGTON

YEAR	GP-GS	UT	AT	TOTAL	TFL	SACKS	INT	FF	FR	PBU
2019	4-0	5	10	15	0.0-0	0-0.0	0-0	0	0	0
2020	10-5	32	13	45	0.0-0	0-0.0	2-0	0	0	4
2021	6-5	20	7	27	0.0-0	0.0-0	2-32	0	0	2
2022	6-6	15	9	24	0.0-0	0.0-0	0-0	0	0	1
Career	26-16	74	38	112	0.0-0	0.0-0	4-32	0	0	7

#10 WR THEO WEASE

Year	GP-GS	Rec	Yds	Avg	TD	Long	Rush	Yds	Avg	TD	Long
2019	13-0	8	136	17.0	2	37	0	0	0.0	0	—
2020	11-11	37	530	14.3	4	48	1	-10	-10.0	0	-10
2021	1-0	0	0	0.0	0	—	0	0	0.0	0	—
2022	6-5	11	195	17.7	2	56	0	0	0.0	0	—
Career	30-16	56	861	15.3	8	56	1	-10	-10.0	0	-10

#81 WR TREVON WEST

YEAR	GP-GS	REC	YDS	AVG	TD	LONG
2020	8-0	4	59	14.8	0	23
2021	13-0	4	45	11.3	0	35
2022	6-0	0	0	—	0	—
Career	27-0	8	104	13.0	0	35

#23 LB DASHAUN WHITE

YEAR	GP-GS	UT	AT	TOTAL	TFL	SACKS	INT	FF	FR	PBU
2018	14-0	5	8	13	0.0-0	0.0-0	0-0	0	0	0
2019	14-14	30	22	52	3.5-11	1.0-8	0-0	0	1	0
2020	11-10	20	18	38	5.0-19	2.5-15	0-0	0	0	2
2021	12-12	28	38	66	5.0-11	0.0-0	0-0	0	1	0
2022	6-6	11	16	27	1.0-4	1.0-4	0-0	0	0	3
Career	56-42	94	101	195	14.5-45	4.5-27	0-0	0	2	5

#13 LB SHANE WHITTER

YEAR	GP-GS	UT	AT	TOTAL	TFL	SACKS	INT	FF	FR	PBU
2020	9-0	4	5	9	0.5-1	0.0-0	0-0	0	0	1
2021	13-0	12	15	27	2.0-3	0.0-0	0-0	0	1	0
2022	4-0	2	6	8	0.0-0	0.0-0	0-0	0	0	0
Career	26-0	18	26	44	2.5-4	0.0-0	0-0	0	1	1

#24 DB GENTRY WILLIAMS

YEAR	GP-GS	UT	AT	TOTAL	TFL	SACKS	INT	FF	FR	PBU
2022	6-0	2	3	5	0.0-0	0.0-0	1-0	0	0	0
Career	6-0	2	3	5	0.0-0	0.0-0	1-0	0	0	0

#9 TE BRAYDEN WILLIS

YEAR	GP-GS	RUSH	AVG	TD	LG	REC	AVG	TD	LG
2018	13-0	0-0	0.0	0	0	1-29	29.0	0	29
2019	14-2	2--1	-0.5	0	0	11-168	15.3	3	25
2020	5-2	0-0	0.0	0	0	9-110	12.2	1	21
2021	13-8	0-0	0.0	0	0	15-177	11.8	2	28
2022	6-6	7-18	2.6	0	5	15-210	14.0	4	78
Career	51-18	9-17	1.9	0	5	51-694	13.6	10	78

# CAREER HIGHS

## #2 RB JOVANTAE BARNES

Rush: .....18 at TCU (10/1/22)  
Yards: .....100 at TCU (10/1/22)  
TDs: .....2 at TCU (10/1/22)

## #11 QB DAVIS BEVILLE (\*AT PITT)

Comp: .....\*14 vs. Michigan State (12/30/21)  
Att: .....\*18 vs. Michigan State (12/30/21)  
Pass Yds: .....\*149 vs. Michigan State (12/30/21)  
Pass TDs: .....\*1 vs. Michigan State (12/30/21)  
Rush Yds: .....13 at Nebraska (9/17/22)  
Rush TDs: .....N/A

## #5 DB BILLY BOWMAN

Tackles: .....11 vs. Kent State (9/10/22)  
TFL: .....1.0 vs. Tulane (9/4/21)  
Sacks: .....N/A  
INT: .....N/A  
PBU: .....2 (2x) MR: vs. Kansas State (9/24/22)

## #25 DB JUSTIN BROILES

Tackles: .....11 (2x) MR: vs. Kent State (9/10/22)  
TFL: .....1.5 at Kansas State (10/2/21)  
Sacks: .....N/A  
INT: .....1 (2x) MR: vs. Oregon (12/29/21)  
PBU: .....1 (6x) MR: vs. UTEP (9/3/22)

## #6 WR LV BUNKLEY-SHELTON (\*AT ARIZ. STATE)

Rec: .....\*4 (7x) MR: vs. Wisconsin (12/30/21)  
Yards: .....\*76 vs. Colorado (9/25/21)  
TDs: .....\*1 (2x) MR: vs. Washington St. (10/30/21)

## #94 DL ISAIAH COE

Tackles: .....2 (4x), MR: at TCU (10/1/22)  
TFL: .....2.0 (2x) MR: vs. Kansas State (9/24/22)  
Sacks: .....1.0 (2x) MR: vs. UTEP (9/3/22)  
INT: .....N/A  
PBU: .....N/A  
Blocks: .....1 vs. Nebraska (9/18/21)

## #22 DB C.J. COLDON (\*AT WYOMING)

Tackles: .....\*9 at Northern Illinois (9/11/21)  
TFL: .....1.0 (6x) MR: vs. Texas (10/8/22)  
Sacks: .....\*1.0 at Air Force (10/9/21)  
INT: .....\*1 (2x) MR: vs. Boise State (12/12/20)  
PBU: .....\*3 vs. Montana State (9/4/21)

## #16 WR BRIAN DARBY

Rec: .....3 vs. Tulane (9/4/21)  
Yards: .....49 vs. Texas Tech (10/30/21)  
TDs: .....1 (2x) MR: at Okla. State (11/27/21)

## #4 DB JADEN DAVIS

Tackles: .....7 vs. Texas (10/8/22)  
TFL: .....N/A  
Sacks: .....N/A  
INT: .....1 vs. South Dakota (9/7/19)  
PBU: .....1 (4x) MR: vs. TCU (10/16/21)

## #21 DB KENDALL DENNIS

Tackles: .....2 vs. Texas (10/8/22)  
TFL: .....N/A  
Sacks: .....N/A  
INT: .....N/A  
PBU: .....N/A

## #40 DL ETHAN DOWNS

Tackles: .....4 vs. Oregon (12/29/21)  
TFL: .....2.0 at Nebraska (9/17/22)  
Sacks: .....1.0 (2x) MR: at Nebraska (9/17/22)  
INT: .....N/A  
PBU: .....1 (2x) MR: vs. Texas (10/8/22)

## #1 DB JOSHUA EATON

Tackles: .....1 (7x) MR: at Kansas (10/23/21)  
TFL: .....N/A  
Sacks: .....N/A  
INT: .....N/A  
PBU: .....N/A

## #90 DL JOSH ELLISON

Tackles: .....5 vs. Nebraska (9/18/21)  
TFL: .....1.0 (2x) MR vs. UTEP (9/3/22)  
Sacks: .....0.5 (3x) MR: vs. Nebraska (9/18/21)  
INT: .....N/A  
PBU: .....1 vs. Baylor (12/5/20)

## #3 WR JALIL FAROOQ

Rec: .....5 vs. Kansas State (9/24/22)  
Yards: .....69 vs. Kansas State (9/24/22)  
TDs: .....1 at Nebraska (9/17/22)

## #82 WR GAVIN FREEMAN

Rush: .....1 (2x) MR: at TCU (10/1/22)  
Yards: .....46 vs. UTEP (9/3/22)  
TDs: .....1 vs. UTEP (9/3/22)  
Rec: .....1 vs. Kent State (9/10/22)  
Yards: .....1 vs. Kent State (9/10/22)  
TDs: .....N/A

## #8 QB DILLON GABRIEL (\*AT UCF)

Comp: .....\*35 at Memphis (10/17/20)  
Att: .....\*51 vs. Tulsa (10/3/20)  
Pass Yds: .....\*601 at Memphis (10/17/20)  
Pass TDs: .....\*5 (2x) MR: vs. Tulane (10/24/20)  
Rush Yds: .....\*64 vs. Boise State (9/2/21)  
Rush TDs: .....1 (10x) MR: at Nebraska (9/17/22)

## #1 WR JAYDEN GIBSON

Rec: .....1 at TCU (10/1/22)  
Yards: .....12 at TCU (10/1/22)  
TDs: .....N/A

## #44 DL KELVIN GILLIAM

Tackles: .....2 vs. W. Carolina (9/11/21)  
TFL: .....0.5 vs. Kent State (9/10/22)  
Sacks: .....N/A  
INT: .....N/A  
PBU: .....N/A

## #9 DB D.J. GRAHAM

Tackles: .....6 (2x) MR: vs. Texas (10/8/22)  
TFL: .....1.0 vs. Baylor (12/5/20)  
Sacks: .....N/A  
INT: .....1 (2x) MR vs. Nebraska (9/18/21)  
PBU: .....1 (5x) MR: at TCU (10/1/22)

## #0 RB ERIC GRAY (\*AT TENNESSEE)

Rush: .....\*31 at Arkansas (11/7/20)  
Yards: .....\*246 vs. Vanderbilt (11/30/19)  
TDs: .....\*3 vs. Vanderbilt (11/30/19)  
Rec: .....\*8 at Georgia (10/10/20)  
Yards: .....\*54 at Georgia (10/10/20)  
TD: .....1 (5x[2xOU]) MR: vs. Oregon (12/29/21)

## #14 DL REGGIE GRIMES

Tackles: .....4 vs. Kent State (9/10/22)  
TFL: .....2.5 (2x) MR: vs. Kent State (9/10/22)  
Sacks: .....2.5 vs. UTEP (9/3/22)  
INT: .....N/A  
PBU: .....1 vs. TCU (10/16/21)

## #84 TE CARSTEN GROOS

Rush: .....1 vs. W. Carolina (9/11/21)  
Yards: .....8 vs. W. Carolina (9/11/21)  
TDs: .....N/A

## #56 DL GRACEN HALTON

Tackles: .....3 (2x) MR: at TCU (10/1/22)  
TFL: .....1.0 at TCU (10/1/22)  
Sacks: .....N/A  
INT: .....N/A  
PBU: .....N/A

## #17 DB DAMOND HARMON

Tackles: .....5 (2x) MR at TCU (10/1/22)  
TFL: .....N/A  
Sacks: .....N/A  
INT: .....N/A  
PBU: .....N/A

## #37 DB JUSTIN HARRINGTON

Tackles: .....8 at TCU (10/1/22)  
TFL: .....N/A  
Sacks: .....N/A  
INT: .....1 vs. Kent State (9/10/22)  
PBU: .....1 (2x) MR: at Nebraska (9/17/22)

## #13 WR J.J. HESTER (\*AT MISSOURI)

Rec: .....\*3 vs. Army (12/22/21)  
Yards: .....\*79 vs. Southeast Mo. State (9/18/21)  
TDs: .....1 (2x) MR: vs. North Texas (10/9/21)

## #77 DL JEFFERY JOHNSON (\*AT TULANE)

Tackles: .....\*7 vs. East Carolina, 10/2/21  
TFL: .....\*2.0 vs. USF, 11/29/21  
Sacks: .....\*1.5 vs. Tulsa, 11/2/19  
INT: .....\*1 vs. Nicholls, 9/8/18  
PBU: .....N/A

## #7 LB JAREN KANAK

Tackles: .....10 at Nebraska (9/17/22)  
TFL: .....0.5 vs. Kent State (9/10/22)  
Sacks: .....N/A  
INT: .....N/A  
PBU: .....N/A

## #88 DL JORDAN KELLEY

Tackles: .....3 at TCU (10/24/20)  
TFL: .....1.0 at TCU (10/24/20)  
Sacks: .....0.5 vs. Kansas (11/7/20)  
INT: .....N/A  
PBU: .....N/A



#25 RB JADEN KNOWLES

Rush:..... 4 vs. W. Carolina (9/11/21)  
Yards:..... 37 vs. W. Carolina (9/11/21)  
TDs:..... 2 vs. W. Carolina (9/11/21)  
Rec:..... 2 vs. W. Carolina (9/11/21)  
Yards:..... 65 vs. W. Carolina (9/11/21)  
TDs:..... N/A

#8 DL JONAH LAULU (\*AT HAWAII)

Tackles:..... \*6 at Wyoming, 11/7/20  
TFL:..... \*2.5 at SDSU, 11/14/20  
Sacks:..... \*2.0 at UCLA, 8/28/21  
INT:..... N/A  
PBU:..... N/A

#12 DB KEY LAWRENCE (\*AT TENNESSEE)

Tackles:..... 8 at Kansas (10/23/21)  
TFL:..... 2.0 at Kansas (10/23/21)  
Sacks:..... 1.0 vs. Iowa State (11/20/21)  
INT:..... 1 at Nebraska (9/17/22)  
PBU:..... 2 vs. Texas Tech (10/30/21)

#24 RB MARCUS MAJOR

Rush:..... 12 (2x) MR: at Nebraska (9/17/22)  
Yards:..... 110 vs. Florida (12/30/20)  
TDs:..... 2 vs. UTEP (9/3/22)  
Rec:..... 2 vs. Kansas State (9/24/22)  
Yards:..... 24 (2x) MR: at Nebraska (9/17/22)  
TD:..... 1 at Nebraska (9/17/22)

#41 LB JAKE MCCOY

Tackles:..... 5 at TCU (10/1/22)  
TFL:..... N/A  
Sacks:..... N/A  
INT:..... N/A  
PBU:..... N/A

#17 WR MARVIN MIMS JR.

Rec:..... 7 (2x) MR: vs. Kent State (9/10/22)  
Yards:..... 163 vs. Kent State (9/10/22)  
TDs:..... 2 (5x) MR: vs. Kent State (9/10/22)  
All-Purpose Yards:... 203 vs. Kent State (9/10/22)

#6 DB TREY MORRISON (\*AT NORTH CAROLINA)

Tackles:..... \*12 at Wake Forest (9/13/19)  
TFL:..... \*2.0 at Miami (9/27/18)  
Sacks:..... 1.0 at Miami (9/27/18)  
INT:..... 1 (2x) MR: at Florida State (10/17/20)  
PBU:..... 1 (14x) MR: at TCU (10/1/22)

#29 DB JORDAN MUKES

Tackles:..... 2 vs. W. Carolina (9/11/21)  
TFL:..... N/A  
Sacks:..... N/A  
INT:..... N/A  
PBU:..... N/A

#22 TE DANIEL PARKER (\*AT MISSOURI)

Rec:..... \*4 (2x) MR: vs. Tennessee (11/23/19)  
Yards:..... \*46 vs. South Carolina (9/21/19)  
TDs:..... \*2 at Kentucky (9/11/21)

#31 DL JALEN REDMOND

Tackles:..... 5 vs. Nebraska (9/18/21)  
TFL:..... 2.5 (2x) MR: vs. Kent State (9/10/22)  
Sacks:..... 1.5 (2x) MR: vs. Nebraska (9/18/21)  
INT:..... N/A  
PBU:..... 1 (4x) MR: vs. Kansas State (9/24/22)

#92 DL KORI ROBERSON

Tackles:..... 4 vs. West Virginia (9/25/21)  
TFL:..... 1.0 (3x) MR: vs. West Virginia (9/25/21)  
Sacks:..... 1.0 at TCU (10/24/20)  
INT:..... N/A  
PBU:..... 1 vs. Baylor (12/5/20)

#19 QB RALPH RUCKER

Comp:..... 2 vs. W. Carolina (9/11/21)  
Att:..... 2 vs. W. Carolina (9/11/21)  
Pass Yds:..... 20 vs. W. Carolina (9/11/21)  
Pass TDs:..... N/A  
Rush Yds:..... N/A  
Rush TDs:..... N/A

#27 RB GAVIN SAWCHUK

Rush:..... 2 at TCU (10/1/22)  
Yards:..... 5 at TCU (10/1/22)  
TDs:..... N/A  
Rec:..... N/A  
Yards:..... N/A  
TD:..... N/A

#20 DL CLAYTON SMITH

Tackles:..... 4 at Nebraska (9/17/22)  
TFL:..... 1.0 at Nebraska (9/17/22)  
Sacks:..... N/A  
INT:..... N/A  
PBU:..... N/A

#89 WR DAMON SMITH

Rec:..... 2 vs. Missouri State (9/12/20)  
Yards:..... 7 vs. Missouri State (9/12/20)  
TDs:..... N/A

#3 DB ROBERT SPEARS-JENNINGS

Tackles:..... 2 (2x) MR: vs. Texas (10/8/22)  
TFL:..... 0.5 vs. Texas (10/8/22)  
Sacks:..... N/A  
INT:..... N/A  
PBU:..... N/A

#12 WR DRAKE STOOPS

Rec:..... 3 (6x) MR: at Nebraska (9/17/22)  
Yards:..... 93 vs. Kansas State (9/26/20)  
TDs:..... 1 (5x) MR: vs. Kent State (9/10/22)

#33 DL MARCUS STRIPLING

Tackles:..... 4 vs. Oregon (12/29/21)  
TFL:..... 2.0 vs. Oregon (12/29/21)  
Sacks:..... 1.5 vs. Kansas (11/7/20)  
INT:..... N/A  
PBU:..... N/A

#28 LB DANNY STUTSMAN

Tackles:..... 13 vs. Texas (10/8/22)  
TFL:..... 4.0 vs. Kent State (9/10/22)  
Sacks:..... 1.0 vs. Kent State (9/10/22)  
INT:..... N/A  
PBU:..... 1 vs. Kansas State (9/24/22)

#31 TE JACKSON SUMLIN

Rec:..... 3 vs. W. Carolina (9/11/21)  
Yards:..... 19 vs. W. Carolina (9/11/21)  
TDs:..... N/A

#32 DL R MASON THOMAS

Tackles:..... 2 (2x) MR: vs. Texas (10/8/22)  
TFL:..... 0.5 vs. UTEP (9/3/22)  
Sacks:..... 0.5 vs. UTEP (9/3/22)  
INT:..... N/A  
PBU:..... N/A

#2 LB DAVID UGWOEGBU

Tackles:..... 15 vs. Kansas State (9/24/22)  
TFL:..... 2.0 (3x) vs. UTEP (9/3/22)  
Sacks:..... 1.0 (2x) vs. UTEP (9/3/22)  
INT:..... 1 vs. Okla. State (11/21/20)  
PBU:..... 1 at Okla. State (11/30/20)

#29 RB TAWEE WALKER

Rush:..... 5 (2X) MR: at TCU (10/1/22)  
Yards:..... 21 vs. Kent State (9/10/22)  
TDs:..... N/A

#0 DB WOODI WASHINGTON

Tackles:..... 10 vs. LSU (12/28/19)  
TFL:..... N/A  
Sacks:..... N/A  
INT:..... 2 at Okla. State (11/27/21)  
PBU:..... 1 (7x) MR: vs. Texas (10/8/22)

#10 WR THEO WEASE

Rec:..... 8 vs. Texas (10/10/20)  
Yards:..... 105 at Texas Tech (10/31/20)  
TDs:..... 2 vs. Okla. State (11/21/20)

#81 WR TREVON WEST

Rec:..... 4 vs. Missouri State (9/12/20)  
Yards:..... 59 vs. Missouri State (9/12/20)  
TDs:..... N/A

#23 LB DASHAUN WHITE

Tackles:..... 10 vs. Nebraska (9/18/21)  
TFL:..... 1.5 (3x) MR: vs. TCU (10/16/21)  
Sacks:..... 1.5 vs. Missouri State (9/12/20)  
INT:..... N/A  
PBU:..... 2 vs. Kansas State (9/24/22)

#13 LB SHANE WHITTER

Tackles:..... 5 vs. Kansas (11/7/20)  
TFL:..... 1.5 vs. West Virginia (9/25/21)  
Sacks:..... N/A  
INT:..... N/A  
PBU:..... 1 vs. Florida (12/30/20)

#24 DB GENTRY WILLIAMS

Tackles:..... 1 vs. UTEP (9/3/22)  
TFL:..... N/A  
Sacks:..... N/A  
INT:..... 1 vs. UTEP (9/3/22)  
PBU:..... N/A

#9 TE BRAYDEN WILLIS

Rush:..... 7 vs. Texas (10/8/22)  
Yards:..... 18 vs. Texas (10/8/22)  
TDs:..... N/A  
Rec:..... 5 vs. Kansas State (9/24/22)  
Yards:..... 81 at TCU (10/1/22)  
TDs:..... 2 (2x) vs. Kansas State (9/24/22)

# THE LAST TIME...

## INDIVIDUAL

### Rushed 30 times

OU: 37, Samaje Perine vs. Oklahoma State (12/3/16)  
Opp.: 30, Justice Hill, Oklahoma State (11/4/17)

### Rushed 40 times

OU: 55, Steve Owens at Oklahoma State (11/29/69)  
Opp.: 40, Ricky Williams, Texas (10/11/97)

### Rushed 50 times

OU: 55, Steve Owens at Oklahoma State (11/29/69)  
Opp.: Has not happened since at least 1996

### Rushed for 100 yards

OU: 100, Jovantae Barnes at TCU (10/1/22)  
Opp.: 130, Bijan Robinson, Texas (10/8/22)

### Quarterback rushed for 100 yards

OU: 173, Jalen Hurts vs. TCU (11/23/19)  
Opp.: 116, Max Duggan, TCU (10/1/22)

### Rushed for 200 yards

OU: 217, Kennedy Brooks vs. Texas (10/9/21)  
Opp.: 252, Pooka Williams, Kansas (11/17/18)

### Rushed for 300 yards

OU: 427, Samaje Perine vs. Kansas (11/22/14)  
Opp.: 331, Justin Crawford, West Virginia (11/19/16)

### Rushed for 400 yards

OU: 427, Samaje Perine vs. Kansas (11/22/14)  
Opp.: Never

### Two 100-yard rushers

OU: 186, Rhamondre Stevenson and 110, Marcus Major vs. Florida (12/30/20)  
Opp.: 136, Kendre Miller and 116, Max Duggan, TCU (10/1/22)

### Three 100-yard rushers

OU: 146, Trevor Knight, 144, Alex Ross & 110 Samaje Perine at Iowa St. (11/1/14)  
Opp.: Never

### Had a 70-yard run from scrimmage

OU: 74, Caleb Williams vs. Iowa State (11/20/21)  
Opp.: 75, Sony Michel, Georgia (1/1/18)

### Had an 80-yard run from scrimmage

OU: 86, Kennedy Brooks vs. Kansas State (10/27/18)  
Opp.: 81, D'Onta Foreman, Texas (10/10/15)

### Had a 90-yard run from scrimmage

OU: 99, Abdul Adams at Baylor (9/23/17)  
Opp.: 99, Eric Vann, Kansas (10/4/97)

### Rushed for three touchdowns

OU: 3, Kennedy Brooks vs. Oregon (12/29/21)  
Opp.: 4, Adrian Martinez, Kansas State (9/24/22)

### Rushed for four touchdowns

OU: 4, Rodney Anderson vs. West Virginia (11/25/17)  
Opp.: 4, Adrian Martinez, Kansas State (9/24/22)

### Rushed for five touchdowns

OU: 5, Samaje Perine vs. Kansas (11/22/14)  
Opp.: Never

### Rushed for six touchdowns

OU: 6, Quentin Griffin vs. Texas (10/7/00)  
Opp.: Never

### Passed for 300 yards

OU: 330, Dillon Gabriel vs. Kansas State (9/24/22)  
Opp.: 302, Max Duggan, TCU (10/1/22)

### Passed for 400 yards

OU: 402, Caleb Williams vs. Texas Tech (10/30/21)  
Opp.: 493, Joe Burrow, LSU (12/28/19)

### Passed for 500 yards

OU: 598, Baker Mayfield at Oklahoma State (11/4/17)  
Opp.: 539, Will Grier, West Virginia (11/23/18)

### Attempted 40 passes

OU: 41, Spencer Rattler vs. Kansas State (9/26/20)  
Opp.: 40, Anthony Brown, Oregon (12/29/21)

### Attempted 50 passes

OU: 71, Landry Jones vs. Oklahoma State (11/24/12)  
Opp.: 56, Charlie Brewer, Baylor (12/5/20)

### Attempted 60 passes

OU: 71, Landry Jones vs. Oklahoma State (11/24/12)  
Opp.: 60, Charlie Brewer, Baylor (9/29/18)

### Threw three touchdown passes

OU: 4, Dillon Gabriel vs. Kansas State (9/24/22)  
Opp.: 4, Quinn Ewers, Texas (10/8/22)

### Threw four touchdown passes

OU: 4, Dillon Gabriel vs. Kansas State (9/24/22)  
Opp.: 4, Quinn Ewers, Texas (10/8/22)

### Threw five touchdown passes

OU: 6, Caleb Williams vs. Texas Tech (10/30/21)  
Opp.: 5, Casey Thompson, Texas (10/9/21)

### Threw six touchdown passes

OU: 6, Caleb Williams vs. Texas Tech (10/30/21)  
Opp.: 7, Joe Burrow, LSU (12/28/19)

### Non-quarterback touchdown pass

OU: 24 yards, Brayden Willis to Marcus Major at Nebraska (9/17/22)  
Opp.: 9 yards, Pooka Williams to Jeremiah Booker, Kansas (11/17/18)

### Caught 10 passes

OU: 10, CeeDee Lamb vs. Texas (10/12/19)  
Opp.: 10, Trey Palmer, Nebraska (9/17/22)

### Had 100 yards receiving

OU: 163, Marvin Mims vs. Kent State (9/10/22)  
Opp.: 107, Taye Barber, TCU (10/1/22)

### Two 100-yard receivers

OU: 135, Marvin Mims; 100, Mario Williams vs. Texas Tech (10/30/21)  
Opp.: 225, Gary Jennings; 131, David Sills V, West Virginia (11/23/18)

### Had 150 yards receiving

OU: 163, Marvin Mims vs. Kent State (9/10/22)  
Opp.: 152, Charlie Kolar, Iowa State (11/20/21)

### Had 200 yards receiving

OU: 243, Marquise Brown at West Virginia (11/23/18)  
Opp.: 261, Xavier Worthy, Texas (10/9/21)

### Had a 70-yard pass completion

OU: 71, Jalen Hurts to CeeDee Lamb vs. Baylor (12/7/19)  
Opp.: 73, Max Duggan to Taye Barber, TCU (10/1/22)

### Had an 80-yard pass completion

OU: 82, Kyler Murray to CeeDee Lamb, vs. Kansas State (10/27/18)  
Opp.: 81, Jacob Zeno to Trestan Ebner, Baylor (12/7/19)

### Had a 90-yard pass completion

OU: 90, Eric Moore to P.J. Mills vs. Iowa State (10/7/95)  
Opp.: 90, Jake Waters to Tyler Lockett, Kansas State (11/23/13)

### Caught two touchdown passes

OU: 2, Brayden Willis vs. Kansas State (9/24/22)  
Opp.: 2, Ja'Tavion Sanders, Texas (10/8/22)

### Caught three touchdown passes

OU: 3, Jadon Haselwood vs. TCU (10/16/21)  
Opp.: 3, Quentin Johnston, TCU (10/16/21)

### Caught four touchdown passes

OU: 4, Kenny Stills at West Virginia (11/17/12)  
Opp.: 4, Justin Jefferson, LSU (12/28/19)

### 100-yard rusher and 100-yard receiver

OU: 217 (rush), Kennedy Brooks, 136 (rec.), Marvin Mims vs. Texas (10/9/21)  
Opp.: 136 (rush), Kendre Miller, 116 (rush), Max Duggan, 107 (rush.), Taye Barber (rec.), TCU (10/23/21)

### 100-yard rusher and 100-yard receiver (same player)

OU: 151 (rush) and 139 (rec.) Rodney Anderson vs. TCU (11/11/17)  
Opp.: Has not happened since at least 1996

### 150-yard rusher and 150-yard receiver

OU: 182 (rush), Kennedy Brooks and 114 (rush) Kyler Murray, 243 (rec.), Marquise Brown at West Virginia (11/23/18)  
Opp.: 161 (rush), Zack Langer, 189 (rec.), Keyarris Garrett, Tulsa (9/19/15)

### 200-yard rusher and 200-yard receiver

OU: 263 (rush), Joe Mixon, 202 (rec.), Dedde Westbrook at Texas Tech (10/22/16)  
Opp.: 344 (rush), Tavon Austin, 205 (rec.), Stedman Bailey, West Virginia (11/17/12)

### Returned a punt for a touchdown

OU: 71, Dedde Westbrook vs. Kansas (10/29/16)  
Opp.: 92, Tyreek Hill, Oklahoma State (12/6/14)

### Returned a kickoff for a touchdown

OU: 97, Joe Mixon vs. Ohio State (9/17/16)  
Opp.: 100, Brennan Presley, Oklahoma State (11/27/21)

### Returned an interception for a touchdown

OU: 45, Tre Norwood vs. Florida (12/30/20)  
Opp.: 98, Vernon Scott, TCU (11/23/19)

### Returned a fumble for a touchdown

OU: 42, Jalen Redmond vs. Iowa State (11/20/21)  
Opp.: 63, Cassius Sendish, Kansas (11/22/14)

### Returned a blocked field goal for a touchdown

OU: 48, Darryl Bright vs. Texas Tech (11/21/98)  
Opp.: Under research

### Returned a blocked punt for a touchdown

OU: 0, Austin Stogner vs. West Virginia (10/19/19)  
Opp.: 24, Nathan Jeffery, UTEP (9/1/12)

### Had 10 tackles

OU: 13, Danny Stutsman; 10, Woodi Washington; 10, David Ugwoegbu vs. Texas (10/8/22)  
Opp.: 10, Johnny Hodges, TCU (10/1/22)

### Had 15 tackles

OU: 15, David Ugwoegbu vs. Kansas State (9/24/22)  
Opp.: 16, Garret Wallow, TCU (11/23/19)

### Had 20 tackles

OU: 28, Kenneth Murray; 23, Curtis Bolton vs. Army (9/22/18)  
Opp.: 21, Jalen Reeves-Maybin, Tennessee (9/12/15)

**Had multiple interceptions**  
OU: 2, Woodi Washington at Oklahoma State (11/27/21)  
Opp.: 2, Dylan Haines, Texas (10/8/16)

**Had at least 2.0 sacks**  
OU: 2.5, Reggie Grimes, vs. UTEP (9/3/22)  
Opp.: 2.0, Dee Winters, TCU (10/1/22)

**Blocked a punt**  
OU: David Ugwoegbu vs. Texas (10/10/20)  
Opp.: DeMarvion Overshown, Texas (10/9/21)

**Blocked a field goal**  
OU: Perrion Winfrey vs. Texas (10/10/20)  
Opp.: Lorenzo Carter, Georgia (1/1/18)

**Blocked an extra point attempt**  
OU: Isaiah Coe vs. Nebraska (9/18/21)  
Opp.: Team, Kansas (11/17/18)

**Recorded a safety**  
OU: David Ugwoegbu vs. Kent State (9/10/22)  
Opp.: Team, Texas A&M (11/6/10) (Bad snap thru end zone)

**Made three field goals**  
OU: 4, Gabe Brkic vs. Texas (10/9/21)  
Opp.: 3, John Mayers, Baylor (12/7/19)

**Made a 50-yard field goal**  
OU: 53, Gabe Brkic vs. Texas Tech (10/30/21)  
Opp.: 55, Rodrigo Blankenship, Georgia (1/1/18)

**Had a 70-yard punt**  
OU: 85, Michael Turk vs. Texas (10/9/21)  
Opp.: 78, Cameron Dicker, Texas (10/9/21)

**Converted a two-point conversion**  
OU: Spencer Rattler pass to Drake Stoops vs. Texas (10/9/21)  
Opp.: Kris Hutson, Oregon (12/29/21)

**Returned a blocked PAT for a two-point conversion:**  
OU: Patrick Fields vs. Nebraska (9/18/21)  
Opp.: Quandre Diggs, Texas (10/13/12)

**Returned a two-point PAT attempt for a two-point conversion:**  
OU: Robert Barnes at Texas Tech (11/3/18)  
Opp.: N/A

TEAM

**Scored 40 points**  
OU: 49-14, at Nebraska (9/17/22)  
Opp: 49-0, Texas (10/8/22)

**Scored 50 points**  
OU: 52-21, vs. Texas Tech (10/30/21)  
Opp: 55-24, TCU (10/1/22)

**Scored 60 points**  
OU: 76-0, vs. Western Carolina (9/11/21)  
Opp: 63-28, LSU (12/28/19)

**Scored 70 points**  
OU: 76-0, vs. Western Carolina (9/11/21)  
Opp.: 73-21, Nebraska (11/2/96)

**Posted a shutout**  
OU: 76-0, vs. Western Carolina (9/11/21)  
Opp.: 49-0, vs. Texas (10/8/22)

**Rushed for 200 yards**  
OU: 220, vs. Kansas State (9/24/22)  
Opp.: 296, Texas (10/8/22)

**Rushed for 300 yards**  
OU: 312, at Nebraska (9/17/22)  
Opp.: 361, TCU (10/1/22)

**Rushed for 400 yards**  
OU: 435, vs. Florida (12/30/20)  
Opp.: 458 at West Virginia (11/17/12)

**Rushed for 500 yards**  
OU: 510, Kansas (11/22/14)  
Opp.: Never

**Rushed for 600 yards**  
OU: 768 vs. Kansas State (10/15/88)  
Opp.: Never

**Rushed for 700 yards**  
OU: 768 vs. Kansas State (10/15/88)  
Opp.: Never

**Rushed for less than 100 yards**  
OU: 78 vs. Baylor (11/13/21)  
Opp.: 89, UTEP (9/3/22)

**Rushed for five touchdowns**  
OU: 5 vs. Western Carolina (9/11/21)  
Opp.: 5, TCU (10/1/22)

**Rushed for six touchdowns**  
OU: 6 vs. Kansas (11/7/20)  
Opp.: 6, Kansas State (10/26/19)

**Rushed for seven touchdowns**  
OU: 7, Texas Tech (10/24/15)  
Opp.: 8, Nebraska (11/1/97)

**Rushed for eight touchdowns**  
OU: 8, Florida A&M (9/8/12)  
Opp.: 8, Nebraska (11/1/97)

**Passed for 300 yards**  
OU: 330, vs. Kansas State (9/24/22)  
Opp.: 307, TCU (10/1/22)

**Passed for 400 yards**  
OU: 469, vs. Texas Tech (10/30/21)  
Opp.: 532, LSU (12/28/19)

**Passed for 500 yards**  
OU: 598, at Oklahoma State (11/4/17)  
Opp.: 532, LSU (12/28/19)

**Passed for less than 100 yards**  
OU: 39, vs. Texas (10/8/22)  
Opp.: 65, TCU (11/23/19)

**Passed for five touchdowns**  
OU: 7, vs. Texas Tech (10/30/21)  
Opp.: 5, Texas (10/9/21)

**Passed for six touchdowns**  
OU: 7, vs. Texas Tech (10/30/21)  
Opp.: 7, LSU (12/28/19)

**Gained 500 yards total offense**  
OU: 550, vs. Kansas State (9/24/22)  
Opp.: 585, Texas (10/8/22)

**Gained 600 yards total offense**  
OU: 662, vs. Texas (10/9/21)  
Opp.: 668, TCU (10/1/22)

**Gained 700 yards total offense**  
OU: 733, vs. South Dakota (9/7/19)  
Opp.: 704, West Virginia (11/23/18)

**Gained 800 yards total offense**  
OU: 854, at Texas Tech (10/22/16)  
Opp.: 854, Texas Tech (10/22/16)

**Held under 100 total yards**  
OU: 83, vs. Navy (10/2/65)  
Opp.: 44 vs. Idaho State (9/12/09)

**Held under 200 total yards**  
OU: 195, vs. Texas (10/8/22)  
Opp.: 178, vs. Western Carolina (9/11/21)



# BEST OF THE 2000s

## INDIVIDUAL

### OFFENSE

#### Rushing Yards

427, Samaje Perine vs. Kansas (11/22/14)\*  
 263, Joe Mixon at Texas Tech (10/22/16)  
 249, Adrian Peterson at Oklahoma State (10/30/04)  
 248, Quentin Griffin vs. Texas (10/12/02)  
 242, Samaje Perine at West Virginia (9/20/14)

#### Rushing Attempts

37, Samaje Perine vs. Oklahoma State (12/3/16)  
 36, Adrian Peterson at Kansas State (10/16/04)  
 35, Samaje Perine vs. Texas (10/8/16)  
 35, DeMarco Murray vs. Utah State (9/4/10)  
 35, Allen Patrick at Missouri (10/28/06)  
 35, Allen Patrick vs. Colorado (10/21/06)

#### Rushing Touchdowns

6, Quentin Griffin vs. Texas (10/7/00)\*  
 5, Samaje Perine vs. Kansas (11/22/14)  
 5, DeMarco Murray vs. North Texas (9/1/07)  
 4, Done 8 times, MR:  
 Rodney Anderson vs. West Virginia (11/25/17)

#### Passing Yards

598, Baker Mayfield at Oklahoma State (11/4/17)\*  
 554, Landry Jones at West Virginia (11/17/12)  
 545, Baker Mayfield at Texas Tech (10/22/16)  
 505, Landry Jones at Kansas State (10/29/11)  
 500, Landry Jones vs. Oklahoma State (11/24/12)

#### Pass Completions

46, Landry Jones vs. Oklahoma State (11/24/12)\*  
 38, Landry Jones at West Virginia (11/17/12)  
 37, Landry Jones at Oklahoma State (11/27/10)  
 36, Done 5 times, MR: Landry Jones at Baylor (11/19/11)

#### Pass Attempts

71, Landry Jones vs. Oklahoma State (11/24/12)\*  
 62, Landry Jones at Oklahoma State (11/27/10)  
 59, Landry Jones at Texas A&M (11/6/10)  
 58, Landry Jones at Nebraska (11/7/09)  
 55, Landry Jones vs. Texas Tech (10/22/11)

#### Passing Touchdowns

7, Baker Mayfield at Texas Tech (10/22/16)\*  
 6, Caleb Williams vs. Texas Tech (10/30/21)  
 6, Kyler Murray vs. Baylor (9/29/18)  
 6, Landry Jones at West Virginia (11/17/12)  
 6, Landry Jones vs. Tulsa (9/19/09)  
 5, Done 19 times, MR: Spencer Rattler vs. Western Carolina (9/11/21)

#### Receptions

15, Sterling Shepard vs. Kansas State (10/18/14)\*  
 15, Justin Brown vs. Oklahoma State (11/24/12)\*  
 15, Jalen Saunders vs. Notre Dame (10/27/12)\*  
 15, Ryan Broyles vs. Iowa State (10/16/10)\*  
 14, Sterling Shepard at Baylor (11/14/15)  
 14, Ryan Broyles at Kansas State (10/29/11)  
 14, Ryan Broyles vs. Tulsa (9/3/11)

#### Receiving Yards

265, Marquise Brown at Oklahoma State (11/4/17)\*  
 243, Marquise Brown at West Virginia (11/23/18)  
 232, Dede Westbrook vs. Texas (10/8/16)  
 217, Ryan Broyles at Kansas (10/15/11)  
 215, Sterling Shepard at TCU (10/4/14)

#### Receiving Touchdowns

4, Kenny Stills at West Virginia (11/17/12)\*  
 4, Jermaine Gresham vs. Texas A&M (11/3/07)\*  
 4, Trent Smith at Kansas (10/13/01)\*  
 3, Done 15 times, MR: CeeDee Lamb vs. Texas Tech (9/28/19)

#### Total Offense

589, Baker Mayfield at Oklahoma State (11/4/17)\*  
 572, Baker Mayfield vs. Tulsa (9/19/15)  
 564, Baker Mayfield at Texas Tech (10/22/16)  
 554, Landry Jones at West Virginia (11/17/12)  
 508, Jalen Hurts vs. Houston (9/1/19)

#### All-Purpose Yards

446, Samaje Perine vs. Kansas (11/22/14)\*  
 377, Joe Mixon at Texas Tech (10/22/16)  
 316, Ryan Broyles vs. Oklahoma State (11/28/09)  
 301, Ryan Broyles at Kansas (10/15/11)  
 290, Rodney Anderson vs. TCU (11/11/17)

#### Tackles

28, Kenneth Murray vs. Army (9/22/18)  
 23, Curtis Bolton vs. Army (9/22/18)  
 19, Dominique Alexander vs. Texas (10/12/13)  
 19, Travis Lewis vs. Texas (10/11/08)  
 19, Lance Mitchell at Missouri (10/5/02)

#### Tackles for Loss

5.0, Pryce Macon vs. Nebraska (12/4/10)  
 5.0, Rufus Alexander vs. Middle Tennessee (9/23/06)  
 5.0, Teddy Lehman vs. Kansas State (12/6/03)  
 5.0, Jimmy Wilkerson at Baylor (11/4/00)  
 4.0, many times, MR: Danny Stutsman vs. Kent State (9/10/22)

#### Sacks

3.0, 15 times, MR: Nik Bonitto vs. Kansas (11/7/20)

#### Interceptions

3, Tony Jefferson vs. Ball State (10/1/11)\*  
 3, J.T. Thatcher vs. Kansas (9/30/00)\*  
 2, 24 times, MR: Woodi Washington at Okla. State (11/27/21)

#### Pass Breakups

5, Derrick Strait vs. Oklahoma State (11/24/01)  
 4, 9 times, MR: Tre Brown vs. Baylor (9/29/18)

## SPECIAL TEAMS

#### Field Goals Made

4, 10 times, MR: Gabe Brkic vs. Texas (10/9/21)\*

## LONGEST PLAYS

#### Rush

99, Abdul Adams at Baylor (9/23/17)\*  
 95, Damien Williams vs. Texas (10/13/12)\*  
 92, DeMarco Murray vs. Utah State (9/15/07)\*  
 89, Damien Williams vs. Florida A&M (9/8/12)\*  
 86, Kennedy Brooks vs. Kansas State (10/27/18)\*  
 84, Adrian Peterson vs. Oklahoma State (11/26/05)\*

#### Pass Play

88, Baker Mayfield to Dede Westbrook vs. Kansas State (10/15/16)\*  
 87, Kyler Murray to Marquise Brown vs. Tulane (9/16/17)\*  
 86, Landry Jones to Cameron Kenney at OSU (11/27/10)\*  
 86, Kyler Murray to CeeDee Lamb vs. Baylor (9/29/18)\*  
 84, Baker Mayfield to Marquise Brown at Oklahoma State (11/4/17)\*  
 82, Kyler Murray to CeeDee Lamb vs. Kansas State (10/27/18)\*  
 82, Baker Mayfield to CeeDee Lamb vs. Tulane (9/16/17)\*  
 82, Blake Bell to Jaz Reynolds vs. Tulsa (9/14/13)

#### Punt

85, Michael Turk vs. Texas (10/9/21)  
 85, Tress Way vs. Utah State (9/4/10)  
 75, Tress Way at TCU (12/1/12)  
 75, Michael Cohen at Texas A&M (11/4/06)  
 74, Tress Way vs. Oklahoma State (11/28/09)  
 73, Cody Freeby at Texas Tech (11/19/05)

#### Field Goal

56, Gabe Brkic vs. Western Carolina (9/11/21)  
 56, Gabe Brkic vs. Tulane (9/4/21)  
 55, Gabe Brkic vs. Tulane (9/4/21)  
 54, Gabe Brkic vs. Iowa State (12/19/20)  
 53, Gabe Brkic vs. Texas Tech (10/30/21)  
 53, Michael Hunnicutt at Kansas State (10/29/11)  
 53, Garrett Hartley vs. Utah State (9/15/07)  
 52, Garrett Hartley vs. Texas (10/8/05)  
 51, Austin Seibert vs. West Virginia (11/25/17)  
 51, Gabe Brkic vs. Tulane (9/4/21)  
 51, Gabe Brkic at Iowa State (10/3/20)  
 50, Garrett Hartley at Nebraska (10/29/05)  
 50, Gabe Brkic vs. Baylor (12/5/20)  
 50, Gabe Brkic vs. Kansas (11/7/20)

#### Punt Return

91, Antonio Perkins at Tulsa (8/30/02)\*  
 91, Jalen Saunders vs. Iowa State (11/16/13)\*  
 90, Justin Brown vs. Kansas (10/20/12)\*  
 87, Ryan Broyles vs. Oklahoma State (11/28/09)\*  
 84, Antonio Perkins vs. UCLA (9/20/03)\*

#### Kick Return

100, Alex Ross at West Virginia (9/20/14)\*  
 100, Roy Finch vs. Kansas (10/20/12)\*  
 100, Mark Bradley at Iowa State (10/4/03)\*  
 97, Joe Mixon vs. Ohio State (9/17/16)\*  
 93, J.T. Thatcher at Kansas State (10/14/00)

#### Interception Return

100, Julian Wilson vs. Tennessee (9/13/14)\*  
 97, Derrick Strait at Texas Tech (11/22/03)  
 85, Dominique Franks at Kansas (10/24/09)\*  
 85, J.T. Thatcher vs. Texas Tech (11/18/00)\*  
 80, Jordan Evans at West Virginia (11/19/16)\*

#### Fumble Return

70, Nik Bonitto at Kansas State (10/2/21)\*  
 69, Cory Heinecke at Air Force (9/1/01)\*  
 61, Reggie Smith vs. Miami (FL) (9/8/07)\*  
 56, Jamell Fleming vs. Texas (10/8/11)\*  
 53, Keenan Clayton vs. Texas Tech (11/22/08)

\* School record

# Play resulted in a touchdown

TEAM

OFFENSE

First Downs

44, vs. Oklahoma State (11/24/12)  
41, at Iowa State (11/1/14)  
39, vs. Missouri (12/6/08)  
38, vs. Tulsa (9/19/15)  
37, vs. Iowa State (10/16/10)

Rushing Yards

510, vs. Kansas (11/22/14)  
510, at Iowa State (11/1/14)  
435, vs. Florida (12/30/20)  
405, vs. Texas Tech (10/24/15)  
405, vs. Iowa State (11/16/13)  
384, at Texas Tech (11/15/14)

Rushing Attempts

66, vs. Iowa State (10/19/02)  
64, vs. TCU (11/23/19)  
64, at West Virginia (11/19/16)  
63, vs. Oklahoma State (12/6/14)  
61, vs. Texas A&M (11/8/03)  
61, vs. Texas Tech (11/23/02)

Rushing Touchdowns

8, vs. Florida A&M (9/8/12)  
7, vs. Texas Tech (10/24/15)  
7, vs. North Texas (9/1/07)  
7, vs. Texas (10/7/00)  
6, vs. Kansas (11/7/20)  
6, at Texas Tech (10/31/20)  
6, vs. Texas (10/13/12)  
6, vs. Missouri (12/6/08)

Passing Yards

598, at Oklahoma State (11/4/17)  
554, at West Virginia (11/17/12)  
545, at Texas Tech (10/22/16)  
520, at Kansas State (10/29/11)  
512, vs. Oklahoma State (11/24/12)

Pass Completions

47, vs. Oklahoma State (11/24/12)  
39, vs. Tulsa (9/3/11)  
39, vs. Tulsa (11/3/01)  
38, at West Virginia (11/17/12)  
37, at Oklahoma State (11/27/10)  
37, at Kansas State (10/29/11)

Pass Attempts

73, vs. Oklahoma State (11/24/12)  
62, at Oklahoma State (11/27/10)  
60, at Texas A&M (11/6/10)  
58, at Nebraska (11/7/09)  
55, vs. Texas Tech (10/22/11)

Passing Touchdowns

7, vs. Texas Tech (10/30/21)  
7, at Texas Tech (10/22/16)  
6, vs. South Dakota (9/7/19)  
6 vs. Baylor (9/29/18)  
6, at West Virginia (11/17/12)  
6, vs. Tulsa (9/19/09)  
6, vs. Miami (FL) (9/8/07)  
5, 24 times, MR: vs. Western Carolina (9/11/21)

Total Offense

854, at Texas Tech (10/22/16)  
785, at Oklahoma State (11/4/17)  
773, vs. Tulsa (9/19/15)  
751, at Iowa State (11/1/14)  
733, vs. South Dakota (9/7/19)  
710, at Kansas (10/31/15)

Points

79, vs. North Texas (9/1/07)  
77, vs. Texas A&M (11/8/03)  
76, vs. Western Carolina (9/11/21)  
70, vs. South Dakota (9/7/19)  
69, vs. Florida A&M (9/8/12)  
68, vs. UTEP (9/14/02)  
66, at Texas Tech (10/22/16)  
66, at Texas A&M (11/8/08)

DEFENSE

Fewest First Downs Allowed

1, vs. Chattanooga (8/30/08)  
3, vs. Colorado (12/4/04)  
3, vs. Texas A&M (11/8/03)  
5, vs. Colorado (10/21/06)  
5, vs. Iowa State (10/19/02)  
5, vs. Texas A&M (11/10/01)

Fewest Rush Yards Allowed

-48, at Baylor (11/18/06)  
-22, vs. Idaho State (9/12/09)  
-7, at Texas Tech (11/17/01)  
-7, vs. Texas (10/7/00)  
-4, vs. Colorado (12/4/04)

Fewest Pass Yards Allowed

13, vs. Arkansas (1/1/02)  
16, at Kansas (10/19/13)  
20, vs. Chattanooga (8/30/08)  
25, at Baylor (11/4/00)  
32, vs. Texas A&M (11/8/03)  
40, vs. Army (9/22/18)

Fewest Completions Allowed

2, vs. Arkansas (1/1/02)  
3, vs. Army (9/22/18)  
3, vs. Chattanooga (8/30/08)  
3, vs. Colorado (10/21/06)  
4, vs. Texas A&M (11/8/03)  
4, vs. Iowa State (10/19/02)

Fewest Total Yards Allowed

36, vs. Chattanooga (8/30/08)  
44, vs. Idaho State (9/12/09)  
46, vs. Colorado (12/4/04)  
50, vs. Arkansas (1/1/02)  
54, vs. Texas A&M (11/8/03)

Fewest Points Allowed

0, 15 times, MR: vs. Western Carolina (9/11/21)

Most Sacks Recorded

9, vs. Kansas (11/7/20)  
9, vs. Texas (10/12/19)  
9, vs. Arkansas (1/1/02)  
9, at Nebraska (10/29/05)  
8, vs. Texas (10/8/11)  
7, 8 times, MR: vs. Iowa State (11/20/21)

Most Tackles for Loss Recorded

17, vs. Idaho State (9/12/09)  
16, vs. Texas (10/8/11)  
15, vs. Oklahoma State (11/26/05)  
15, vs. Texas (10/12/19)  
15, vs. Baylor (12/7/19)  
14, 3 times, MR: vs. Kent State (9/10/22)

Most Interceptions Recorded

5, at Texas Tech (11/22/03)  
5, vs. Kansas (9/30/00)  
4, vs. Texas Tech (10/24/15)  
4, vs. Texas (10/6/01)  
3, 25 times, MR: vs. TCU (11/21/15)

Most Turnovers Forced

7, vs. Kansas (9/30/00)  
7, vs. UTEP (9/2/00)  
6, vs. Texas (10/11/03)  
5, 10 times, MR: vs. West Virginia (10/3/15)

2022 RESULTS (OVERALL: 3-3   BIG 12: 0-3   HOME: 2-1   AWAY: 1-1   NEUTRAL: 0-1)										
Date	CFP/AP/C	Opponent (Rank)	TV	Site	Result	Attend.	Top Passer	Top Rusher	Top Receiver	Top Tackler
9/2	(NA/9/9)	UTEP	FOX	Norman	W, 45-13	83,173	Gabriel (15-23-233-0, 2 TD)	Gray (16-102-0)	Mims (3-81-0)	Bowman/Stutsman (9)
9/10	(NA/7/7)	Kent State	ESPN+	Norman	W, 33-3	83,911	Gabriel (21-28-296-0, 3 TD)	Gray (10-71-0)	Mims (7-163-2)	Stutsman (12)
9/17	(NA/6/6)	Nebraska	FOX	Lincoln, Neb.	W, 49-14	87,161	Gabriel (16-27-230-0, 2 TD)	Gray (11-113-2)	Mims (6-66-0)	Kanak (10)
9/24	(NA/6/6)	Kansas State	FOX	Norman	L, 34-41	84,376	Gabriel (26-39-330-0, 4 TD)	Gray (16-114-0)	Mims (4-87-1)	Ugwoegbu (15)
10/1	(NA/18/16)	at TCU (NA/RV/RV)	ABC	Fort Worth, Texas	L, 24-55	49,094	Gabriel (7-16-126-0, 0 TD)	Barnes (18-100-2)	Mims (4-41-0)	Ugwoegbu (10)
10/8	(NA/RV/RV)	vs. Texas (NA/NA/RV)	ABC	Dallas, Texas	L, 0-49	92,100	Beville (16-12-38-1, 0 TD)	Farooq (5-61-0)	Willis (2-25-0)	Stutsman (13)
10/15		Kansas (NA/19/20)	ESPN2	Norman						
10/29		at Iowa State		Ames, Iowa						
11/5		Baylor		Norman						
11/12		at West Virginia		Morgantown, W.Va.						
11/19		Oklahoma State		Norman						
11/26		at Texas Tech		Lubbock, Texas						

TEAM STATISTICS

	OU	OPP
SCORING	185	175
Points Per Game	30.8	29.2
Points Off Turnovers	10	14
FIRST DOWNS	132	158
Rushing	68	73
Passing	57	71
Penalty	7	14
RUSHING YARDAGE	1260	1287
Yards gained rushing	1365	1474
Yards lost rushing	105	187
Rushing Attempts	253	268
Average Per Rush	5.0	4.8
Average Per Game	210.0	214.5
TDs Rushing	12	14
PASSING YARDAGE	1342	1413
Comp-Att-Int	104-169-2	129-202-4
Average Per Pass	7.9	7.0
Average Per Catch	12.9	11.0
Average Per Game	223.7	235.5
TDs Passing	12	9
TOTAL OFFENSE	2602	2700
Total Plays	422	470
Average Per Play	6.2	5.7
Average Per Game	433.7	450.0
KICK RETURNS: #-Yards	15-301	5-124
PUNT RETURNS: #-Yards	7-127	7-22
INT RETURNS: #-Yards	4-22	2-6
KICK RETURN AVERAGE	20.1	24.8
PUNT RETURN AVERAGE	18.1	3.1
INT RETURN AVERAGE	7.3	3.0
FUMBLES-LOST	6-2	6-2
PENALTIES-Yards	39-352	30-261
Average Per Game	58.7	43.5
PUNTS-Yards	33-1481	31-1318
Average Per Punt	44.9	42.5
Net punt average	40.6	37.8
KICKOFFS-Yards	35-2186	34-2053
Average Per Kick	62.5	60.4
Net kick average	38.9	41.2
TIME OF POSSESSION/Game	25:39	34:21
3RD-DOWN Conversions	29/82	42/94
3rd-Down Pct	35%	45%
4TH-DOWN Conversions	7/14	3/9
4th-Down Pct	50%	33%
SACKS BY-Yards	14-106	15-66
MISC YARDS	0	0
TOUCHDOWNS SCORED	24	23
FIELD GOALS-ATTEMPTS	5-6	5-7
ON-SIDE KICKS	0-0	0-0
RED-ZONE SCORES	(17-20) 85%	(20-24) 83%
RED-ZONE TOUCHDOWNS	(14-20) 70%	(17-24) 71%
PAT-ATTEMPTS	(24-24) 100%	(22-23) 96%
ATTENDANCE	343560	136256
Games/Avg Per Game	4/85890	2/68128
Neutral Site Games		0/0

SCORE BY QUARTERS

	1st	2nd	3rd	4th	OT	TOTAL
Oklahoma	52	52	55	26	—	185
Opponents	55	58	31	31	—	175

RUSHING

Name	G	Att	Gain	Loss	Net	Avg	TD	Long	Avg/G
Gray, Eric	6	77	521	2	519	6.7	3	44	86.5
Barnes, Jovantae	6	51	250	3	247	4.8	2	31	41.2
Major, Marcus	5	38	178	3	175	4.6	4	27	35.0
Gabriel, Dillon	5	25	162	36	126	5.0	2	61	25.2
Farooq, Jalil	6	7	70	2	68	9.7	0	24	11.3
Walker, Tawee	5	16	61	2	59	3.7	0	7	11.8
Freeman, Gavin	6	2	48	0	48	24.0	1	46	8.0
Willis, Brayden	6	7	20	2	18	2.6	0	5	3.0
Stoops, Drake	6	5	17	0	17	3.4	0	7	2.8
Bunkley-Shelton, LV	5	1	5	0	5	5.0	0	5	1.0
Sawchuk, Gavin	1	2	5	0	5	2.5	0	3	5.0
Mims Jr., Marvin	6	2	4	1	3	1.5	0	4	0.5
Beville, Davis	5	15	24	39	-15	-1.0	0	13	-3.0
TEAM	6	5	0	15	-15	-3.0	0	0	-2.5
Total	6	253	1365	105	1260	5.0	12	61	210.0
Opponents	6	268	1474	187	1287	4.8	14	69	214.5

PASSING

Name	G	Effic	Comp-Att-Int	Pct	Yds	TD	Long	Avg/G
Gabriel, Dillon	5	167.94	85-133-0	63.9	1215	11	78	243.0
Beville, Davis	5	71.89	15-30-1	50.0	102	0	16	20.4
Gray, Eric	6	-50.00	1-2-1	50.0	0	0	0	0.0
Willis, Brayden	6	631.60	1-1-0	100.0	24	1	24	4.0
Turk, Michael	6	125.20	1-1-0	100.0	3	0	3	0.5
Evers, Nick	1	0.00	0-1-0	0.0	0	0	0	0.0
Major, Marcus	5	83.20	1-1-0	100.0	-2	0	0	-0.4
Total	6	149.31	104-169-2	61.5	1342	12	78	223.7
Opponents	6	133.36	129-202-4	63.9	1413	9	73	235.5

RECEIVING

Name	G	No	Yds	Avg	TD	Long	Avg/G
Mims Jr., Marvin	6	23	436	19.0	3	58	72.7
Willis, Brayden	6	15	210	14.0	4	78	35.0
Farooq, Jalil	6	12	153	12.8	1	30	25.5
Gray, Eric	6	12	92	7.7	0	24	15.3
Wease, Theo	5	11	195	17.7	2	56	39.0
Stoops, Drake	6	11	101	9.2	1	18	16.8
Major, Marcus	5	5	56	11.2	1	24	11.2
Parker, Daniel	5	4	28	7.0	0	12	5.6
Barnes, Jovantae	6	4	21	5.2	0	13	3.5
Hester, JJ	3	1	13	13.0	0	13	4.3
Gibson, Jayden	4	1	12	12.0	0	12	3.0
Bunkley-Shelton, LV	5	1	10	10.0	0	10	2.0
Walker, Tawee	5	1	7	7.0	0	7	1.4
Helms, Kaden	2	1	4	4.0	0	4	2.0
Schmit, Zach	6	1	3	3.0	0	3	0.5
Freeman, Gavin	6	1	1	1.0	0	1	0.2
Total	6	104	1342	12.9	12	78	223.7
Opponents	6	129	1413	11.0	9	73	235.5



PUNT RETURNS

Name	No.	Yds	Avg	TD	Long
Mims Jr., Marvin	6	118	19.7	0	41
Bunkley-Shelton, LV	1	8	8.0	0	8
West, Trevon	0	1	0.0	0	1
Total	7	127	18.1	0	41
Opponents	7	22	3.1	0	13

KICK RETURNS

Name	No.	Yds	Avg	TD	Long
Bowman, Billy	8	135	16.9	0	26
Farooq, Jalil	5	142	28.4	0	47
Bunkley-Shelton, LV	1	14	14.0	0	14
Walker, Tawee	1	10	10.0	0	10
Total	15	301	20.1	0	47
Opponents	5	124	24.8	0	58

INTERCEPTIONS

Name	No.	Yds	Avg	TD	Long
Harrington, Justin	1	22	22.0	0	22
Lawrence, Key	1	0	0.0	0	0
Coldon, C.J.	1	0	0.0	0	0
Williams, Gentry	1	0	0.0	0	0
Total	4	22	5.5	0	22
Opponents	2	6	3.0	0	6

FUMBLE RETURNS

Name	No.	Yds	Avg	TD	Long
Total	0	0	0.0	0	0
Opponents	0	0	0.0	0	0

FIELD GOALS BY PLAYER

Name	FGM-FGA	Pct.	01-19	20-29	30-39	40-49	50-99	Lg	Blk
Schmit, Zach	5-6	83.3	0-0	2-2	0-1	3-3	0-0	44	0

FIELD GOALS SEQUENCE

	Oklahoma	Opponents
UTEP	(22)	(48),(54)
Kent State	(25)	(37),41
Nebraska	39	—
Kansas State	(41),(44)	(23),(29)
TCU	(43)	—
Texas	-	42
Kansas		
Iowa State		
Baylor		
West Virginia		
Oklahoma State		
Texas Tech		

Numbers in (parentheses) indicate field goal was made

PUNTING

Name	No.	Yds.	Avg.	Long	TB	FC	I20	50+	Blkd
Turk, Michael	33	1481	44.9	60	6	9	11	10	0
Total	33	1481	44.9	60	6	9	11	10	0
Opponents	31	1318	42.5	54	1	20	7	3	0

KICKOFFS

Name	No.	Yds.	Avg.	TB	OB	Ret.	Net	YdLn
Schmit, Zach	34	2178	64.1	28	0			
Turk, Michael	1	8	8.0	0	0			
Total	35	2186	62.5	28	0	124	38.9	26
Opponents	34	2053	60.4	14	2	301	41.2	23

SCORING

Name	TD	FGs	PAT Kick	PAT Rush	PAT Rcv	PAT Pass	DXP	Saf	Points
Schmit, Zach	0	5-6	24-24	0-0	0	0-0	0	0	39
Major, Marcus	5	0-0	0-0	0-0	0	0-0	0	0	30
Willis, Brayden	4	0-0	0-0	0-0	0	0-0	0	0	24
Mims Jr., Marvin	3	0-0	0-0	0-0	0	0-0	0	0	18
Gray, Eric	3	0-0	0-0	0-0	0	0-0	0	0	18
Wease, Theo	2	0-0	0-0	0-0	0	0-0	0	0	12
Gabriel, Dillon	2	0-0	0-0	0-0	0	0-0	0	0	12
Barnes, Jovantae	2	0-0	0-0	0-0	0	0-0	0	0	12
Stoops, Drake	1	0-0	0-0	0-0	0	0-0	0	0	6
Farooq, Jalil	1	0-0	0-0	0-0	0	0-0	0	0	6
Freeman, Gavin	1	0-0	0-0	0-0	0	0-0	0	0	6
TEAM	0	0-0	0-0	0-0	0	0-0	0	1	2
Total	24	5-6	24-24	0-0	0	0-0	0	1	185
Opponents	23	5-7	22-23	0-0	0	0-0	0	0	175

ALL-PURPOSE YARDS

Name	G	Rush	Rec	PR	KOR	IR	Tot	Avg/G
Gray, Eric	6	519	92	0	0	0	611	101.8
Mims Jr., Marvin	6	3	436	118	0	0	557	92.8
Farooq, Jalil	6	68	153	0	142	0	363	60.5
Barnes, Jovantae	6	247	21	0	0	0	268	44.7
Major, Marcus	5	175	56	0	0	0	231	46.2
Willis, Brayden	6	18	210	0	0	0	228	38.0
Wease, Theo	5	0	195	0	0	0	195	39.0
Bowman, Billy	5	0	0	0	135	0	135	27.0
Gabriel, Dillon	5	126	0	0	0	0	126	25.2
Stoops, Drake	6	17	101	0	0	0	118	19.7
Walker, Tawee	5	59	7	0	10	0	76	15.2
Freeman, Gavin	6	48	1	0	0	0	49	8.2
Bunkley-Shelton, LV	5	5	10	8	14	0	37	7.4
Parker, Daniel	5	0	28	0	0	0	28	5.6
Harrington, Justin	6	0	0	0	0	22	22	3.7
Hester, JJ	3	0	13	0	0	0	13	4.3
Gibson, Jayden	4	0	12	0	0	0	12	3.0
Sawchuk, Gavin	1	5	0	0	0	0	5	5.0
Helms, Kaden	2	0	4	0	0	0	4	2.0
Schmit, Zach	6	0	3	0	0	0	3	0.5
West, Trevon	6	0	0	1	0	0	1	0.2
TEAM	6	-15	0	0	0	0	-15	-2.5
Beville, Davis	5	-15	0	0	0	0	-15	-3.0
Total	6	1260	1342	127	301	22	3052	508.7
Opponents	6	1287	1413	22	124	6	2852	475.3

TOTAL OFFENSE

Name	G	Plays	Rush	Pass	Total	Avg/G
Gabriel, Dillon	5	158	126	1215	1341	268.2
Gray, Eric	6	79	519	0	519	86.5
Barnes, Jovantae	6	51	247	0	247	41.2
Major, Marcus	5	39	175	-2	173	34.6
Beville, Davis	5	45	-15	102	87	17.4
Farooq, Jalil	6	7	68	0	68	11.3
Walker, Tawee	5	16	59	0	59	11.8
Freeman, Gavin	6	2	48	0	48	8.0
Willis, Brayden	6	8	18	24	42	7.0
Stoops, Drake	6	5	17	0	17	2.8
Sawchuk, Gavin	1	2	5	0	5	5.0
Bunkley-Shelton, LV	5	1	5	0	5	1.0
Mims Jr., Marvin	6	2	3	0	3	0.5
Turk, Michael	6	1	0	3	3	0.5
TEAM	6	5	-15	0	-15	-2.5
Total	6	422	1260	1342	2602	433.7
Opponents	6	470	1287	1413	2700	450.0

OFFENSIVE GAME-BY-GAME

PASSING (Quarterbacks only)

#8 Dillon Gabriel	Att	Comp	INT	Pct	Yards	TD	Long	Sack	Yds	Effic
UTEP	23	15	0	65.2	233	2	42	2	10	179.0
Kent St.	28	21	0	75.0	296	3	58	3	10	199.2
Nebraska	27	16	0	59.3	230	2	38	2	7	155.3
Kansas St.	39	26	0	66.7	330	4	56	1	5	171.6
TCU	16	7	0	43.8	126	0	78	1	1	109.9
TOTALS	133	85	0	63.9	1215	11	78	9	33	167.9

#11 Davis Beville	Att	Comp	INT	Pct	Yards	TD	Long	Sack	Yds	Effic
Nebraska	2	2	0	100.0	14	0	10	0	0	158.8
TCU	16	7	0	43.8	50	0	15	3	16	70.0
Texas	12	6	1	50.0	38	0	16	3	17	59.9
TOTALS	30	15	1	50.0	102	0	16	6	33	71.9

#7 Nick Evers	Att	Comp	INT	Pct	Yards	TD	Long	Sack	Yds	Effic
Texas	1	0	0	0.0	0	0	0	0	0	0.0
TOTALS	1	0	0	0.0	0	0	0	0	0	0.0

RUSHING

Player	No-Yds/TD	UTEP	KENT	NU	KSU	TCU	UT	KU	ISU	BU	WVU	OSU	TTU
Gray, Eric	77-519/3	16-102/0	10-71/0	11-113/2	16-114/0	13-60/1	11-59/0						
Barnes, Jovantae	51-247/2	4-25/0	9-21/0	13-77/0	-	18-100/2	7-24/0						
Major, Marcus	38-175/4	7-54/2	5-38/1	12-35/1	9-37/0	DNP	5-11/0						
Gabriel, Dillon	25-126/2	6-20/1	4--10/0	6-55/1	7-61/0	2-0/0	DNP						
Farooq, Jalil	7-68/0	-	-	-	2-8/0	-	5-60/0						
Walker, Tawee	16-59/0	2-10/0	5-21/0	4-17/0	DNP	5-11/0	-						
Freeman, Gavin	2-48/1	1-46/1	-	-	-	1-2/0	-						
Willis, Brayden	7-18/0	-	-	-	-	-	7-18/0						
Stoops, Drake	5-17/0	-	-	2-5/0	-	1-7/0	2-5/0						
Sawchuk, Gavin	2-5/0	DNP	DNP	DNP	DNP	2-5/0	DNP						
Bunkley-Shelton, LV	1-5/0	-	-	-	DNP	1-5/0	-						
Mims Jr., Marvin	2-3/0	-	1--1/0	1-4/0	-	-	-						
Beville, Davis	15--15/0	1-4/0	-	3-13/0	DNP	6--11/0	5--21/0						
TEAM	5--15/0	1--2/0	2--6/0	2--7/0	-	-	-						

RECEIVING

Player	No-Yds/TD	UTEP	KENT	NU	KSU	TCU	UT	KU	ISU	BU	WVU	OSU	TTU
Mims Jr., Marvin	23-436/3	3-81/0	7-163/2	4-66/0	4-87/1	4-41/0	1--2/0						
Willis, Brayden	15-210/4	3-40/2	1-4/0	2-19/0	5-41/2	2-81/0	2-25/0						
Wease, Theo	11-195/2	3-37/0	3-37/0	2-46/1	3-75/1	-	DNP						
Farooq, Jalil	12-153/1	1-9/0	-	3-58/1	5-69/0	2-17/0	1-0/0						
Stoops, Drake	11-101/1	2-25/0	3-33/1	3-32/0	-	1-5/0	2-6/0						
Gray, Eric	12-92/0	2-33/0	1-6/0	1-4/0	7-45/0	1-4/0	-						
Major, Marcus	5-56/1	1-8/0	1-11/0	1-24/1	2-13/0	DNP	-						
Parker, Daniel	4-28/0	DNP	2-21/0	1-5/0	-	1-2/0	-						
Barnes, Jovantae	4-21/0	-	-	-	-	2-14/0	2-7/0						
Hester, JJ	1-13/0	-	1-13/0	-	DNP	DNP	DNP						
Gibson, Jayden	1-12/0	-	-	-	DNP	1-12/0	DNP						
Bunkley-Shelton, LV	1-10/0	-	-	1-10/0	DNP	-	-						
Walker, Tawee	1-7/0	-	1-7/0	-	DNP	-	-						
Helms, Kaden	1-4/0	DNP	-	1-4/0	DNP	DNP	DNP						
Schmit, Zach	1-3/0	-	-	-	-	-	1-3/0						
Freeman, Gavin	1-1/0	-	1-1/0	-	-	-	-						

TEAM TOTALS

	Score	1st Downs	Rushing No-Yds-TD	Passing (C-A-I-Yds-TD)	Total Offense (Play-Yds)	Punts No.-Avg.	Fumbles No.-Lost	Penalties No.-Yds	KO Ret. No.-Yds	Punt Ret. No.-Yds	Int. Ret. No.-Yds.	3rd-Down Conv.	Time of Poss.
UTEP	13	26	31-38-1	31-51-1-288-0	82-316	5-42.2	3-0	6-50	2-31	2-(-2)	0-0	5 of 15	38:33
Okiahoma	45	23	38-259-4	15-23-0-233-2	61-492	3-45.3	1-0	7-59	2-51	2-17	1-0	3 of 8	21:27
Kent State	3	20	52-164-0	11-21-1-131-0	73-295	6-43.3	1-1	7-56	1-16	1-0	0-0	6 of 16	36:19
Okiahoma	33	20	36-134-1	21-28-0-296-3	64-430	6-38.7	1-0	5-25	3-33	2-49	1-22	3 of 12	23:41
Okiahoma	49	31	54-312-4	19-30-0-268-3	84-580	3-48.7	3-1	6-65	0-0	4-61	1-0	10 of 16	29:36
Nebraska	14	21	45-163-1	21-31-1-164-1	76-327	7-42.3	2-1	5-40	0-0	1-(-1)	0-0	6 of 17	30:24
Kansas State	41	28	49-275-4	21-34-0-234-1	83-509	5-47.4	0-0	6-37	1-58	0-0	0-0	8 of 17	35:04
Okiahoma	34	26	34-220-0	26-39-0-330-4	73-550	5-51.2	0-0	11-87	1-10	0-0	0-0	4 of 13	24:56
Okiahoma	24	22	49-179-3	14-32-0-176-0	81-355	8-46.9	1-1	7-80	7-174	0-0	0-0	6 of 18	27:11
at TCU	55	29	41-361-5	24-34-0-307-3	75-668	5-38.4	0-0	4-55	1-19	1-1	0-0	7 of 14	32:49
vs. Texas	49	36	50-296-3	21-31-1-289-4	81-585	3-40.7	0-0	2-10	0-0	2-11	2-6	10 of 15	32:59
Okiahoma	0	11	42-156-0	9-17-2-39-0	59-195	8-42.0	0-0	3-36	2-33	0-0	1-20	3 of 15	27:01
Kansas													
Okiahoma													
Okiahoma													
at Iowa State													
Baylor													
Okiahoma													
Okiahoma													
at West Virginia													
Okiahoma State													
Okiahoma													
Okiahoma													
at Texas Tech													

STARTING LINEUPS

OFFENSE	QB	RB	TE	WR	WR	WR	LT	LG	C	RG	RT
UTEP	Gabriel	Gray	Willis	Wease	Mims Jr.	Stoops	Guyton	Mettauer	Raym	Murray	Harrison
KENT STATE	Gabriel	Gray	Willis	Wease	Farooq	Stoops	Harrison	Mettauer	Raym	Murray	Guyton
at Nebraska	Gabriel	Gray	Willis	Wease	Mims Jr.	Farooq	Harrison	Mettauer	Raym	Murray	Guyton
KANSAS STATE	Gabriel	Gray	Willis	Wease	Mims Jr.	Farooq	Harrison	Mettauer	Raym	Murray	Morris
at TCU	Gabriel	Gray	Willis	Wease	Mims Jr.	Farooq	Harrison	Mettauer	Raym	Murray	Morris
vs. Texas	Beville	Gray	Willis	Farooq	Mims Jr.	Stoops	Harrison	Mettauer	Raym	Murray	Morris
KANSAS											
at Iowa State											
BAYLOR											
at West Virginia											
OKLAHOMA STATE											
at Texas Tech											

DEFENSE	DE	NG	DT/NB	DE	MLB	WLB	CHEETAH	CB	FS	SS	CB
UTEP	Grimes	Johnson	Kelley	Downs	Ugwoegbu	Stutsman	White	Washington	Key	Bowman	Davis
KENT STATE	Grimes	Johnson	Coe	Downs	Ugwoegbu	Stutsman	White	Washington	Broiles	Bowman	Davis
at Nebraska	Grimes	Johnson	Harmon	Downs	Ugwoegbu	Stutsman	White	Washington	Broiles	Bowman	Davis
KANSAS STATE	Grimes	Johnson	Redmond	Downs	Ugwoegbu	Stutsman	White	Washington	Broiles	Bowman	Davis
at TCU	Grimes	Redmond	Harmon	Downs	Ugwoegbu	Stutsman	White	Washington	Broiles	Bowman	Davis
vs. Texas	Grimes	Redmond	Morrison	Downs	Ugwoegbu	Stutsman	White	Graham	Broiles	Washington	Davis
KANSAS											
at Iowa State											
BAYLOR											
at West Virginia											
OKLAHOMA STATE											
at Texas Tech											



3RD-DOWN CONVERSIONS

Date	Opponent	Score	Overall		1st Qtr		2nd Qtr		3rd Qtr		4th Qtr		OT	
Sept. 3	UTEP	W, 45-13	3-8	37.5%	0-0	0.0%	2-5	40.0%	0-0	0.0%	1-3	33.3%	—	—
Sept. 10	KENT STATE	W, 33-3	3-12	25.0%	0-4	0.0%	1-2	50.0%	0-1	0.0%	2-5	40.0%	—	—
Sept. 17	at Nebraska	W, 49-14	10-16	62.5%	3-5	60.0%	2-3	66.7%	3-4	75.0%	2-4	50.0%	—	—
Sept. 24	KANSAS STATE	L, 34-41	4-13	30.8%	0-3	0.0%	2-3	66.7%	0-3	0.0%	2-4	50.0%	—	—
Oct. 1	at TCU	L, 24-55	6-18	33.3%	2-6	33.3%	1-4	25.0%	2-5	40.0%	1-3	33.3%	—	—
Oct. 8	vs. Texas	L, 0-49	3-15	20.0%	1-5	20.0%	1-3	33.3%	0-4	0.0%	1-3	33.3%	—	—
Oct. 15	KANSAS													
Oct. 29	at Iowa State													
Nov. 5	BAYLOR													
Nov. 12	at West Virginia													
Nov. 19	OKLA. STATE													
Nov. 26	at Texas Tech													

4TH-DOWN CONVERSIONS

Date	Opponent	Score	Overall		1st Qtr		2nd Qtr		3rd Qtr		4th Qtr		OT	
Sept. 3	UTEP	W, 45-13	1-1	100.0%	0-0	0.0%	1-1	100.0%	0-0	0.0%	0-0	0.0%	—	—
Sept. 10	KENT STATE	W, 33-3	1-2	50.0%	1-1	100.0%	0-0	0.0%	0-0	0.0%	0-1	0.0%	—	—
Sept. 17	at Nebraska	W, 49-14	1-2	50.0%	0-0	0.0%	0-0	0.0%	1-1	100.0%	0-1	0.0%	—	—
Sept. 24	KANSAS STATE	L, 34-41	1-2	50.0%	0-0	0.0%	0-0	0.0%	0-1	0.0%	1-1	100.0%	—	—
Oct. 1	at TCU	L, 24-55	1-3	33.3%	0-1	0.0%	0-0	0.0%	0-1	0.0%	1-1	100.0%	—	—
Oct. 8	vs. Texas	L, 0-49	2-4	50.0%	2-3	66.7%	0-0	0.0%	0-1	0.0%	0-0	0.0%	—	—
Oct. 15	KANSAS													
Oct. 29	at Iowa State													
Nov. 5	BAYLOR													
Nov. 12	at West Virginia													
Nov. 19	OKLA. STATE													
Nov. 26	at Texas Tech													

TIME OF POSSESSION

Date	Opponent	Score	Overall	1st Qtr	2nd Qtr	3rd Qtr	4th Qtr
Sept. 3	UTEP	W, 45-13	21:27	3:35	5:49	4:31	7:32
Sept. 10	KENT STATE	W, 33-3	23:41	6:17	3:56	5:29	7:59
Sept. 17	at Nebraska	W, 49-14	29:36	7:13	5:20	8:40	8:23
Sept. 24	KANSAS STATE	L, 34-41	24:56	4:35	4:37	7:52	7:52
Oct. 1	at TCU	L, 24-55	27:11	8:06	4:57	7:36	6:32
Oct. 8	vs. Texas	L, 0-49	27:01	8:08	6:13	6:55	5:45
Oct. 15	KANSAS						
Oct. 29	at Iowa State						
Nov. 5	BAYLOR						
Nov. 12	at West Virginia						
Nov. 19	OKLA. STATE						
Nov. 26	at Texas Tech						

OU GIVEAWAYS/TAKEAWAYS

Game	Giveaways			Takeaways				Dif.
	Fum	Int	Tot	Fum	Int	Tot		
UTEP	0	0	0	0	1	1	1	+1
KENT STATE	0	0	0	1	1	2	2	+2
at Nebraska	1	0	1	1	1	2	2	+1
KANSAS STATE	0	0	0	0	0	0	0	0
at TCU	1	0	1	0	0	0	0	-1
vs. TEXAS	0	2	2	0	1	1	1	-1
KANSAS								
at Iowa State								
BAYLOR								
at West Virginia								
OKLA. STATE								
at Texas Tech								
Total	2	2	4	2	4	6	6	+2

FUMBLES

Name	No.- Lost
Barnes, Jovantae	1-0
Beville, Davis	1-1
Bowman, Billy	1-0
Mims Jr., Marvin	1-1
West, Trevon	1-0
TEAM	1-0
Total	6-2

OPENING DRIVES — OFFENSE

Game	1st Half	2nd Half
UTEP	Touchdown	Touchdown
KENT STATE	Punt	Touchdown
at Nebraska	Punt	Touchdown
KANSAS STATE	Punt	Field Goal
at TCU	Fumble	Punt
vs. TEXAS	Punts	Downs
KANSAS		
at Iowa State		
BAYLOR		
at West Virginia		
OKLA. STATE		
at Texas Tech		

OPENING DRIVES — DEFENSE

Game	1st Half	2nd Half
UTEP	Punt	Punt
KENT STATE	Punt	Fumble
at Nebraska	Touchdown	Fumble
KANSAS STATE	Touchdown	Punt
at TCU	Touchdown	Punt
vs. TEXAS	Punt	Interception
KANSAS		
at Iowa State		
BAYLOR		
at West Virginia		
OKLA. STATE		
at Texas Tech		

OU ON PREGAME COIN FLIPS

Game	Result	Score
UTEP	Won (Received)	W, 45-13
KENT STATE	Lost (Kicked)	W, 33-3
at Nebraska	Lost (Received)	W, 49-14
KANSAS STATE	Lost (Kicked)	L, 41-34
at TCU	Won (Received)	L, 55-24
vs. TEXAS	Won (Kicked)	L, 49-0
KANSAS		
at Iowa State		
BAYLOR		
at West Virginia		
OKLA. STATE		
at Texas Tech		

## DEFENSIVE LEADERS

No.	Name	GP	Solo	Ast	Total	TFL/Yds	Sacks-Yards	Int-Yds	BrUp	QBH	Rcv-Yds	FF	Block	Saf
28	Stutsman, Danny	6-6	28	27	55	6.0-17	1.5-10	.	3	1	.	.	.	.
2	Ugwogebu, David	6-6	24	30	54	2.0-25	1.0-10	.	.	.	.	.	.	.
25	Broiles, Justin	6-5	17	17	34	1.0-3	.	.	1	.	.	.	.	.
5	Bowman, Billy	5-5	22	12	34	.	.	.	4	.	1-0	1	.	.
23	White, DaShaun	6-6	11	16	27	1.0-4	1.0-4	.	3	3	.	.	.	.
0	Washington, Woodi	6-6	15	9	24	.	.	.	1	.	.	.	.	.
12	Lawrence, Key	5-1	10	12	22	.	.	1-0	1	.	.	1	.	.
4	Davis, Jaden	6-6	9	11	20	1.0-6	.	.	.	1	.	.	.	.
37	Harrington, Justin	6-0	9	11	20	.	.	1-22	2	.	.	.	.	.
7	Kanak, Jaren	6-0	4	15	19	0.5-1	.	.	.	2	1-0	1	.	.
6	Morrison, Trey	6-1	9	10	19	2.5-16	0.5-5	.	1	.	.	.	.	.
9	Graham, D.J.	6-1	5	9	14	.	.	.	2	.	.	.	.	.
17	Harmon, Damond	5-2	4	10	14	.	.	.	.	.	.	.	.	.
40	Downs, Ethan	6-6	6	7	13	4.5-23	2.5-15	.	2	4	.	.	.	.
14	Grimes, Reggie	6-6	7	6	13	6.0-36	4.0-31	.	.	1	.	1	.	.
31	Redmond, Jalen	6-3	5	8	13	4.0-18	1.0-11	.	2	4	.	.	.	.
8	Laulu, Jonah	6-0	2	7	9	2.0-9	1.0-7	.	.	1	.	.	.	.
41	McCoy, Jake	6-0	6	2	8	.	.	.	.	.	.	.	.	.
77	Johnson, Jeffery	6-4	4	4	8	0.5-2	.	.	.	.	.	.	.	.
56	Halton, Gracen	6-0	1	7	8	1.0-3	.	.	.	.	.	.	.	.
13	Whitter, Shane	4-0	2	6	8	.	.	.	.	.	.	.	.	.
94	Coe, Isaiah	6-1	5	3	8	4.0-12	1.0-8	.	.	1	.	.	.	.
90	Ellison, Josh	6-0	2	5	7	1.5-1	.	.	.	.	.	.	.	.
22	Coldon, C.J.	5-0	4	3	7	1.0-3	.	1-0	.	.	0-20	.	.	.
20	Smith, Clayton	4-0	3	2	5	1.0-5	.	.	.	.	.	.	.	.
24	Williams, Gentry	6-0	2	3	5	.	.	1-0	.	.	.	.	.	.
88	Kelley, Jordan	6-1	2	3	5	1.0-3	.	.	.	.	.	.	.	.
44	Gilliam, Kelvin	6-0	2	3	5	0.5-2	.	.	.	1	.	.	.	.
3	Spears-Jennings, Robert	2-0	1	3	4	0.5-1	.	.	.	.	.	.	.	.
32	Thomas, R Mason	3-0	2	2	4	0.5-5	0.5-5	.	.	.	.	.	.	.
21	Dennis, Kendall	5-0	1	3	4	.	.	.	.	.	.	.	.	.
26	Walker, Kani	3-0	2	1	3	1.5-1	.	.	.	.	.	.	.	.
33	Stripling, Marcus	5-0	1	2	3	.	.	.	.	2	.	.	.	.
81	West, Trevon	6-0	1	2	3	.	.	.	.	.	.	.	.	.
51	Kelleher, Kasey	6-0	1	1	2	.	.	.	.	.	.	.	.	.
10	Lewis, Kip	1-0	.	1	1	0.5-2	.	.	.	.	.	.	.	.
22	Parker, Daniel	5-0	.	1	1	.	.	.	.	.	.	.	.	.
0	Gray, Eric	6-6	1	.	1	.	.	.	.	.	.	.	.	.
TM	TEAM	6-0	.	.	.	.	.	.	.	.	.	.	.	1
<b>Total</b>		<b>6-0</b>	<b>230</b>	<b>274</b>	<b>504</b>	<b>44-198</b>	<b>14-106</b>	<b>4-22</b>	<b>22</b>	<b>21</b>	<b>2-20</b>	<b>4</b>	<b>.</b>	<b>1</b>
<b>Opponents</b>		<b>6-0</b>	<b>225</b>	<b>236</b>	<b>461</b>	<b>34.0-93</b>	<b>15-66</b>	<b>2-6</b>	<b>17</b>	<b>7</b>	<b>2-0</b>	<b>2</b>	<b>.</b>	<b>.</b>

## DEFENSIVE GAME-BY-GAME

## TACKLES

Player	UA-A	Total	UTEP	KENT	NU	KSU	TCU	UT	KU	ISU	BU	WVU	OSU	TTU
Stutsman, Danny	28-27	55	6-3	9-3	2-2	6-4	3-4	2-11						
Ugwogegbu, David	24-30	54	3-4	3-3	3-3	7-8	5-5	3-7						
Broiles, Justin	17-17	34	0-4	5-6	0-1	7-3	3-1	2-2						
Bowman, Billy	22-12	34	7-2	4-7	3-1	7-2	1-0	DNP						
White, DaShaun	11-16	27	2-3	1-4	4-2	3-4	0-1	1-2						
Washington, Woodi	15-9	24	1-0	1-1	2-1	3-2	2-1	6-4						
Lawrence, Key	10-12	22	0-3	DNP	4-2	2-5	1-1	3-1						
Davis, Jaden	9-11	20	1-2	1-0	1-0	2-4	0-2	4-3						
Harrington, Justin	9-11	20	4-1	0-2	1-4	-	4-4	-						
Kanak, Jaren	4-15	19	0-4	0-3	3-7	-	0-1	1-0						
Morrison, Trey	9-10	19	1-4	1-0	2-2	1-0	2-3	2-1						
Harmon, Damond	4-10	14	1-1	1-4	1-1	-	1-4	DNP						
Graham, D.J.	5-9	14	2-0	-	1-2	0-1	1-1	1-5						
Downs, Ethan	6-7	13	1-1	0-3	3-0	1-0	0-2	1-1						
Grimes, Reggie	7-6	13	2-1	3-1	2-1	-	-	0-3						
Redmond, Jalen	5-8	13	0-1	2-1	1-0	1-3	0-1	1-2						
Laulu, Jonah	2-7	9	0-1	0-1	1-1	0-3	-	1-1						
McCoy, Jake	6-2	8	-	0-1	-	-	4-1	2-0						
Coe, Isaiah	5-3	8	1-1	1-0	-	2-0	1-1	0-1						
Whitter, Shane	2-6	8	1-3	DNP	1-3	-	-	DNP						
Johnson, Jeffery	4-4	8	0-3	1-1	-	1-0	1-0	1-0						
Halton, Gracen	1-7	8	-	0-3	0-2	-	1-2	-						
Ellison, Josh	2-5	7	1-1	1-2	-	0-1	0-1	-						
Coldon, C.J.	4-3	7	1-1	1-0	0-1	-	DNP	2-1						
Smith, Clayton	3-2	5	-	0-1	3-1	DNP	-	DNP						
Gilliam, Kelvin	2-3	5	1-1	0-1	1-0	-	0-1	-						
Kelley, Jordan	2-3	5	0-1	1-0	0-1	-	-	1-1						
Williams, Gentry	2-3	5	1-0	-	0-1	-	0-1	1-1						
Thomas, R Mason	2-2	4	1-1	-	DNP	DNP	DNP	1-1						
Spears-Jennings, Robert	1-3	4	DNP	DNP	DNP	DNP	1-1	0-2						
Dennis, Kendall	1-3	4	0-1	-	1-0	DNP	-	0-2						
Stripling, Marcus	1-2	3	-	-	0-2	1-0	DNP	-						
West, Trevon	1-2	3	-	1-0	-	-	0-1	0-1						
Walker, Kani	2-1	3	DNP	DNP	0-1	-	2-0	DNP						
Kelleher, Kasey	1-1	2	-	1-0	-	-	0-1	-						
Parker, Daniel	0-1	1	DNP	-	-	-	0-1	-						
Gray, Eric	1-0	1	-	-	-	-	-	1-0						
Lewis, Kip	0-1	1	DNP	DNP	DNP	DNP	DNP	0-1						



## DEFENSIVE GAME-BY-GAME

## TACKLES FOR LOSS

Player	UA-A	Total	UTEP	KENT	NU	KSU	TCU	UT	KU	ISU	BU	WVU	OSU	TTU
Grimes, Reggie	5-2	6.0	2.5-19	2.5-15	1.0-2	-	-	-						
Stutsman, Danny	5-2	6.0	-	4.0-10	-	-	0.5-5	1.5-2						
Downs, Ethan	4-1	4.5	1.0-4	0.5-1	2.0-16	1.0-2	-	-						
Redmond, Jalen	3-2	4.0	-	2.5-6	1.0-11	0.5-1	-	-						
Coe, Isaiah	4-0	4.0	1.0-8	1.0-1	-	2.0-3	-	-						
Morrison, Trey	2-1	2.5	-	-	1.0-10	-	1.5-6	-						
Ugwoegbu, David	2-0	2.0	1.0-10	1.0-15	-	-	-	-						
Laulu, Jonah	1-2	2.0	-	-	1.5-8	0.5-1	-	-						
Walker, Kani	1-1	1.5	DNP	DNP	0.5-0	-	1.0-1	DNP						
Ellison, Josh	1-1	1.5	1.0-1	0.5-0	-	-	-	-						
White, DaShaun	1-0	1.0	-	-	1.0-4	-	-	-						
Kelley, Jordan	0-2	1.0	0.5-2	-	-	-	-	0.5-1						
Broiles, Justin	0-2	1.0	-	1.0-3	-	-	-	-						
Davis, Jaden	1-0	1.0	1.0-6	-	-	-	-	-						
Halton, Gracen	1-0	1.0	-	-	-	-	1.0-3	-						
Coldon, C.J.	1-0	1.0	-	-	-	-	DNP	1.0-3						
Smith, Clayton	1-0	1.0	-	-	1.0-5	DNP	-	DNP						
Kanak, Jaren	0-1	0.5	-	0.5-1	-	-	-	-						
Thomas, R Mason	0-1	0.5	0.5-5	-	DNP	DNP	DNP	-						
Gilliam, Kelvin	0-1	0.5	-	0.5-2	-	-	-	-						
Johnson, Jeffery	0-1	0.5	0.5-2	-	-	-	-	-						
Spears-Jennings, Robert	0-1	0.5	DNP	DNP	DNP	DNP	-	0.5-1						
Lewis, Kip	0-1	0.5	DNP	DNP	DNP	DNP	DNP	0.5-2						

## SACKS

Player	UA-A	Total	UTEP	KENT	NU	KSU	TCU	UT	KU	ISU	BU	WVU	OSU	TTU
Grimes, Reggie	3-2	4.0	2.5-19	1.5-12	-	-	-	-						
Downs, Ethan	2-1	2.5	1.0-4	0.5-1	1.0-10	-	-	-						
Stutsman, Danny	1-1	1.5	-	1.0-5	-	-	0.5-5	-						
White, DaShaun	1-0	1.0	-	-	1.0-4	-	-	-						
Coe, Isaiah	1-0	1.0	1.0-8	-	-	-	-	-						
Laulu, Jonah	1-0	1.0	-	-	1.0-7	-	-	-						
Ugwoegbu, David	1-0	1.0	1.0-10	-	-	-	-	-						
Redmond, Jalen	1-0	1.0	-	-	1.0-11	-	-	-						
Morrison, Trey	0-1	0.5	-	-	-	-	0.5-5	-						
Thomas, R Mason	0-1	0.5	0.5-5	-	DNP	DNP	DNP	-						

## PARTICIPATION GAME-BY-GAME

NO.	NAME	GP/GS	UTEP	KENT	NU	KSU	TCU	UT	KU	ISU	BU	WVU	OSU	TTU
69	Anderson, Nate	4/-	XXX	XXX	XXX	...	XXX	...						
4	Anderson, Nic	2/-	...	...	...	XXX	XXX	...						
2	Barnes, Jovantae	6/-	XXX	XXX	XXX	XXX	XXX	XXX						
11	Beville, Davis	5/1	XXX	XXX	XXX	...	XXX	START						
14	Booty, General	1/-	...	...	...	...	XXX	...						
5	Bowman, Billy	5/5	START	START	START	START	START	...						
25	Broiles, Justin	6/5	XXX	START	START	START	START	START						
6	Bunkley-Shelton, LV	5/-	XXX	XXX	XXX	...	XXX	XXX						
59	Byrd, Savion	5/-	XXX	XXX	XXX	...	XXX	XXX						
94	Coe, Isaiah	6/1	XXX	START	XXX	XXX	XXX	XXX						
22	Coldon, C.J.	5/-	XXX	XXX	XXX	XXX	...	XXX						
66	Congel, Robert	4/-	XXX	...	...	XXX	XXX	XXX						
16	Darby, Brian	2/-	XXX	...	...	...	...	XXX						
4	Davis, Jaden	6/6	START	START	START	START	START	START						
21	Dennis, Kendall	5/-	XXX	XXX	XXX	...	XXX	XXX						
40	Downs, Ethan	6/6	START	START	START	START	START	START						
88	Dudley, Dallas	1/-	...	...	...	...	...	XXX						
1	Eaton, Joshua	2/-	XXX	XXX	...	...	...	...						
90	Ellison, Josh	6/-	XXX	XXX	XXX	XXX	XXX	XXX						
63	Ergenbright, Kyle	1/-	...	...	XXX	...	...	...						
7	Evers, Nick	1/-	...	...	...	...	...	XXX						
3	Farooq, Jalil	6/5	XXX	START	START	START	START	START						
82	Freeman, Gavin	6/-	XXX	XXX	XXX	XXX	XXX	XXX						
8	Gabriel, Dillon	5/5	START	START	START	START	START	...						
1	Gibson, Jayden	4/-	XXX	XXX	XXX	...	XXX	...						
44	Gilliam, Kelvin	6/-	XXX	XXX	XXX	XXX	XXX	XXX						
9	Graham, D.J.	6/1	XXX	XXX	XXX	XXX	XXX	START						
0	Gray, Eric	6/6	START	START	START	START	START	START						
14	Grimes, Reggie	6/6	START	START	START	START	START	START						
84	Groos, Carsten	2/-	...	XXX	XXX	...	...	...						
60	Guyton, Tyler	6/3	START	START	START	XXX	XXX	XXX						
56	Halton, Gracen	6/-	XXX	XXX	XXX	XXX	XXX	XXX						
17	Harmon, Damond	5/2	XXX	XXX	START	XXX	START	...						
37	Harrington, Justin	6/-	XXX	XXX	XXX	XXX	XXX	XXX						
71	Harrison, Anton	6/6	START	START	START	START	START	START						
18	Helms, Kaden	2/-	...	XXX	XXX	...	...	...						
13	Hester, JJ	3/-	XXX	XXX	XXX	...	...	...						
78	Hicks, Marcus	2/-	XXX	...	XXX	...	...	...						
49	Hudgens, Pierce	3/-	XXX	XXX	XXX	...	...	...						
77	Johnson, Jeffery	6/4	START	START	START	START	XXX	XXX						
7	Kanak, Jaren	6/-	XXX	XXX	XXX	XXX	XXX	XXX						
51	Kelleher, Kasey	6/-	XXX	XXX	XXX	XXX	XXX	XXX						
88	Kelley, Jordan	6/1	START	XXX	XXX	XXX	XXX	XXX						
8	Laulu, Jonah	6/-	XXX	XXX	XXX	XXX	XXX	XXX						
12	Lawrence, Key	5/1	START	...	XXX	XXX	XXX	XXX						
10	Lewis, Kip	1/-	...	...	...	...	...	XXX						
87	Llewellyn, Jason	6/-	XXX	XXX	XXX	XXX	XXX	XXX						
24	Major, Marcus	5/-	XXX	XXX	XXX	XXX	...	XXX						
41	McCoy, Jake	6/-	XXX	XXX	XXX	XXX	XXX	XXX						
72	Mettauer, McKade	6/6	START	START	START	START	START	START						
17	Mims Jr., Marvin	6/5	START	XXX	START	START	START	START						
64	Morris, Wanya	4/3	...	...	XXX	START	START	START						
6	Morrison, Trey	6/1	XXX	XXX	XXX	XXX	XXX	START						
56	Murray, Chris	6/6	START	START	START	START	START	START						
22	Parker, Daniel	5/-	...	XXX	XXX	XXX	XXX	XXX						
55	Parks, Aaryn	2/-	XXX	XXX	...	...	...	...						
43	Peoples, Ryan	1/-	XXX	...	...	...	...	...						
73	Raym, Andrew	6/6	START	START	START	START	START	START						
31	Redmond, Jalen	6/3	XXX	XXX	XXX	START	START	START						
27	Rowe, Jayden	2/-	...	...	...	...	XXX	XXX						
27	Sawchuk, Gavin	1/-	...	...	...	...	XXX	...						
34	Schmit, Zach	6/-	XXX	XXX	XXX	XXX	XXX	XXX						
39	Schuh, Peter	2/-	...	XXX	XXX	...	...	...						
76	Sexton, Jacob	5/-	XXX	XXX	XXX	...	XXX	XXX						
20	Smith, Clayton	4/-	XXX	XXX	XXX	...	XXX	...						
3	Spears-Jennings, R.	2/-	...	...	...	...	XXX	XXX						
12	Stoops, Drake	6/3	START	START	XXX	XXX	XXX	START						
33	Stripling, Marcus	5/-	XXX	XXX	XXX	XXX	...	XXX						
28	Stutsman, Danny	6/6	START	START	START	START	START	START						
79	Taylor, Jake	5/-	XXX	XXX	XXX	...	XXX	XXX						
36	Taylor, Ty	1/-	...	...	XXX	...	...	...						
32	Thomas, R Mason	3/-	XXX	XXX	...	...	...	XXX						
37	Turk, Michael	6/-	XXX	XXX	XXX	XXX	XXX	XXX						
2	Ugwoegbu, David	6/6	START	START	START	START	START	START						
70	Walker, Brey	5/-	XXX	XXX	XXX	XXX	XXX	...						
26	Walker, Kani	3/-	...	...	XXX	XXX	XXX	...						
29	Walker, Tawee	5/-	XXX	XXX	XXX	...	XXX	XXX						
15	Washington, Bryson	1/-	XXX	...	...	...	...	...						
0	Washington, Woodi	6/6	START	START	START	START	START	START						
10	Wease, Theo	5/5	START	START	START	START	START	START						
81	West, Trevon	6/-	XXX	XXX	XXX	XXX	XXX	XXX						
23	White, DaShaun	6/6	START	START	START	START	START	START						
13	Whitter, Shane	4/-	XXX	...	XXX	XXX	XXX	...						
24	Williams, Gentry	6/-	XXX	XXX	XXX	XXX	XXX	XXX						
9	Willis, Brayden	6/6	START	START	START	START	START	START						

OKLAHOMA SEASON HIGHS

Rushes	18	Barnes, Jovantae at TCU (Oct 01, 2022)
Yards Rushing	114	Gray, Eric vs Kansas St. (Sep 24, 2022)
TD Rushes	2	Major, Marcus vs UTEP (Sep 03, 2022)
		Gray, Eric at Nebraska (Sep 17, 2022)
		Barnes, Jovantae at TCU (Oct 01, 2022)
Long Rush	61	Gabriel, Dillon at Nebraska (Sep 17, 2022)
Pass attempts	39	Gabriel, Dillon vs Kansas St. (Sep 24, 2022)
Pass completions	26	Gabriel, Dillon vs Kansas St. (Sep 24, 2022)
Yards Passing	330	Gabriel, Dillon vs Kansas St. (Sep 24, 2022)
TD Passes	4	Gabriel, Dillon vs Kansas St. (Sep 24, 2022)
Long Pass	78	Gabriel, Dillon at TCU (Oct 01, 2022)
Receptions	7	Mims Jr., Marvin vs Kent St. (Sep 10, 2022)
		Gray, Eric vs Kansas St. (Sep 24, 2022)
Yards Receiving	163	Mims Jr., Marvin vs Kent St. (Sep 10, 2022)
TD Receptions	2	Willis, Brayden vs UTEP (Sep 03, 2022)
		Mims, Marvin vs Kent St. (Sep 10, 2022)
		Willis, Brayden vs Kansas St. (Sep 24, 2022)
Long Reception	78	Willis, Brayden at TCU (Oct 01, 2022)
Field Goals	2	Schmit, Zach vs Kansas St. (Sep 24, 2022)
Long Field Goal	44	Schmit, Zach vs Kansas St. (Sep 24, 2022)
Punts	8	Turk, Michael at TCU (Oct 01, 2022)
		Turk, Michael vs Texas (Oct 08, 2022)
Punting Avg	51.2	Turk, Michael vs Kansas St. (Sep 24, 2022)
Long Punt	60	Turk, Michael vs Kansas St. (Sep 24, 2022)
		Turk, Michael at TCU (Oct 01, 2022)
Punts inside 20	3	Turk, Michael vs Kent St. (Sep 10, 2022)
		Turk, Michael at TCU (Oct 01, 2022)
Long Punt Return	41	Mims Jr., Marvin vs Kent St. (Sep 10, 2022)
Long Kickoff Return	47	Farooq, Jalil at TCU (Oct 01, 2022)
Tackles	15	Ugwogebu, David vs Kansas St. (Sep 24, 2022)
Sacks	2.5	Grimes, Reggie vs UTEP (Sep 03, 2022)
Tackles For Loss	4.0	Stutsman, Danny vs Kent St. (Sep 10, 2022)
Interceptions	1	Williams, Gentry vs UTEP (Sep 03, 2022)
		Harrington, Justin vs Kent St. (Sep 10, 2022)
		Lawrence, Key at Nebraska (Sep 17, 2022)
		Coldon, C.J. vs Texas (Oct 08, 2022)

OKLAHOMA GAME HIGHS

Rushes	54	at Nebraska (Sep 17, 2022)
Yards Rushing	312	at Nebraska (Sep 17, 2022)
Yards Per Rush	6.8	vs UTEP (Sep 03, 2022)
TD Rushes	4	vs UTEP (Sep 03, 2022)
		at Nebraska (Sep 17, 2022)
Pass attempts	39	vs Kansas St. (Sep 24, 2022)
Pass completions	26	vs Kansas St. (Sep 24, 2022)
Yards Passing	330	vs Kansas St. (Sep 24, 2022)
Yards Per Pass	10.6	vs Kent St. (Sep 10, 2022)
TD Passes	4	vs Kansas St. (Sep 24, 2022)
Total Plays	84	at Nebraska (Sep 17, 2022)
Total Offense	580	at Nebraska (Sep 17, 2022)
Yards Per Play	8.1	vs UTEP (Sep 03, 2022)
Points	49	at Nebraska (Sep 17, 2022)
Sacks By	6	vs UTEP (Sep 03, 2022)
First Downs	30	at Nebraska (Sep 17, 2022)
Penalties	11	vs Kansas St. (Sep 24, 2022)
Penalty Yards	87	vs Kansas St. (Sep 24, 2022)
Turnovers	2	vs Texas (Oct 08, 2022)
Interceptions By	1	vs UTEP (Sep 03, 2022)
		vs Kansas St. (Sep 10, 2022)
		at Nebraska (Sep 17, 2022)
		vs Texas (Oct 08, 2022)
Punts	8	at TCU (Oct 01, 2022)
		vs Texas (Oct 08, 2022)
Punting Avg	51.2	vs Kansas St. (Sep 24, 2022)
Long Punt	60	vs Kansas St. (Sep 24, 2022)
		at TCU (Oct 01, 2022)
Punts inside 20	3	vs Kent St. (Sep 10, 2022)
		at TCU (Oct 01, 2022)
Long Punt Return	41	vs Kent St. (Sep 10, 2022)

OPPONENT SEASON HIGHS

Rushes	25	Vaughn, Deuce, vs Kansas St. (Sep 24, 2022)
Yards Rushing	148	Martinez, Adrian, vs Kansas St. (Sep 24, 2022)
TD Rushes	4	Martinez, Adrian, vs Kansas St. (Sep 24, 2022)
Long Rush	69	Miller, Kendre, at TCU (Oct 01, 2022)
Pass attempts	42	Hardison, Gavin, vs UTEP (Sep 03, 2022)
Pass completions	26	Hardison, Gavin, vs UTEP (Sep 03, 2022)
Yards Passing	302	Duggan, Max, at TCU (Oct 01, 2022)
TD Passes	4	Ewers, Quinn, vs Texas (Oct 08, 2022)
Long Pass	73	Duggan, Max, at TCU (Oct 01, 2022)
Receptions	10	Palmer, Trey, at Nebraska (Sep 17, 2022)
Yards Receiving	107	Barber, Taye, at TCU (Oct 01, 2022)
TD Receptions	2	Sanders, Ja'Tavi, vs Texas (Oct 08, 2022)
Long Reception	73	Barber, Taye, at TCU (Oct 01, 2022)
Field Goals	2	Baechle, Gavin, vs UTEP (Sep 03, 2022)
		Tennant, Chris, vs Kansas St. (Sep 24, 2022)
Long Field Goal	54	Baechle, Gavin, vs UTEP (Sep 03, 2022)
Punts	6	Smith, Josh, vs Kent St. (Sep 10, 2022)
		Buschini, Brian, at Nebraska (Sep 17, 2022)
Punting Avg	51.0	Bleekrode, Timmy, at Nebraska (Sep 17, 2022)
Long Punt	54	Zentner, Ty, vs Kansas St. (Sep 24, 2022)
Punts inside 20	2	Smith, Josh, vs Kent St. (Sep 10, 2022)
		Zentner, Ty, vs Kansas St. (Sep 24, 2022)
Long Punt Return	13	James, Raymond, vs Kent St. (Sep 10, 2022)
Long Kickoff Return	58	Knowles, Malik, vs Kansas St. (Sep 24, 2022)
Tackles	12	Bolden, Nico, vs Kent St. (Sep 10, 2022)
Sacks	2.0	Johns, Khalib, vs Kent St. (Sep 10, 2022)
		Winters, Dee, at TCU (Oct 01, 2022)
Tackles For Loss	2.0	Johns, Khalib, vs Kent St. (Sep 10, 2022)
		Winters, Dee, at TCU (Oct 01, 2022)
		Sweat, T'Vondre, vs Texas (Oct 08, 2022)
		Coburn, Keondre, vs Texas (Oct 08, 2022)
Interceptions	1	Jamison, D'Shawn, vs Texas (Oct 08, 2022)
		Barron, Jahdae, vs Texas (Oct 08, 2022)

OPPONENT GAME HIGHS

Rushes	52	vs Kent St. (Sep 10, 2022)
Yards Rushing	361	at TCU (Oct 01, 2022)
Yards Per Rush	8.8	at TCU (Oct 01, 2022)
TD Rushes	5	at TCU (Oct 01, 2022)
Pass attempts	51	vs UTEP (Sep 03, 2022)
Pass completions	31	vs UTEP (Sep 03, 2022)
Yards Passing	307	at TCU (Oct 01, 2022)
Yards Per Pass	9.3	vs Texas (Oct 08, 2022)
TD Passes	4	vs Texas (Oct 08, 2022)
Total Plays	83	vs Kansas St. (Sep 24, 2022)
Total Offense	668	at TCU (Oct 01, 2022)
Yards Per Play	8.9	at TCU (Oct 01, 2022)
Points	55	at TCU (Oct 01, 2022)
Sacks By	4	at TCU (Oct 01, 2022)
First Downs	34	vs Texas (Oct 08, 2022)
Penalties	7	vs Kent St. (Sep 10, 2022)
Penalty Yards	69	vs Kent St. (Sep 10, 2022)
Turnovers	2	vs Kent St. (Sep 10, 2022)
		at Nebraska (Sep 17, 2022)
Interceptions By	2	vs Texas (Oct 08, 2022)
Punts	7	at Nebraska (Sep 17, 2022)
Punting Avg	47.4	vs Kansas St. (Sep 24, 2022)
Long Punt	54	vs Kansas St. (Sep 24, 2022)
Punts inside 20	2	vs Kent St. (Sep 10, 2022)
		vs Kansas St. (Sep 24, 2022)
Long Punt Return	13	vs Kent St. (Sep 10, 2022)



OKLAHOMA'S LONGEST PLAYS

Rushing	61	Dillon Gabriel at Nebraska (Sept. 17, 2022)
Passing	78	Dillon Gabriel to Brayden Willis at TCU (Oct. 1, 2022)
Field Goal	44	Zach Schmit vs. Kansas State (Sept. 24, 2022)
Punt	60	Michael Turk vs. K-State (9/24/22); at TCU (10/1/22)
Punt Return	41	Marvin Mims Jr. vs. Kent State (Sept. 10, 2022)
Kickoff Return	47	Jalil Farooq at TCU (Oct. 1, 2022)
Interception Return	22	Justin Harrington vs. Kent State (Sept. 10, 2022)
Fumble Return	N/A	

OKLAHOMA'S LONGEST RUSHES

Date	Opponent	OU Player	Yards
9/17	Nebraska	Dillon Gabriel	61*
9/3	UTEP	Gavin Freeman	46*
9/10	Kent State	Eric Gray	44
9/3	UTEP	Eric Gray	35
9/17	Nebraska	Jovantae Barnes	31
9/3	UTEP	Marcus Major	27
9/24	Kansas State	Dillon Gabriel	26
9/24	Kansas State	Eric Gray	25
9/17	Nebraska	Eric Gray	25
10/8	Texas	Jalil Farooq	24
9/17	Nebraska	Eric Gray	21*
10/1	TCU	Jovantae Barnes	20*
9/24	Kansas State	Dillon Gabriel	20

OKLAHOMA'S LONGEST PASS PLAYS

Date	Opponent	OU Players	Yards
10/1	TCU	Dillon Gabriel to Brayden Willis	78
9/10	Kent State	Dillon Gabriel to Marvin Mims Jr.	58*
9/24	Kansas State	Dillon Gabriel to Theo Wease	56*
9/24	Kansas State	Dillon Gabriel to Marvin Mims Jr.	50*
9/3	UTEP	Dillon Gabriel to Marvin Mims Jr.	42
9/17	Nebraska	Dillon Gabriel to Marvin Mims Jr.	38
9/10	Kent State	Dillon Gabriel to Marvin Mims Jr.	36*
9/3	UTEP	Dillon Gabriel to Theo Wease	33
9/10	Kent State	Dillon Gabriel to Marvin Mims Jr.	32
9/17	Nebraska	Dillon Gabriel to Theo Wease	31
9/3	UTEP	Dillon Gabriel to Marvin Mims Jr.	31
9/24	Kansas State	Dillon Gabriel to Jalil Farooq	30
9/3	UTEP	Dillon Gabriel to Brayden Willis	28
9/24	Kansas State	Dillon Gabriel to Jalil Farooq	26
9/17	Nebraska	Dillon Gabriel to Jalil Farooq	25*
9/17	Nebraska	Dillon Gabriel to Jalil Farooq	25
9/17	Nebraska	Brayden Willis to Marcus Major	24*
9/3	UTEP	Dillon Gabriel to Eric Gray	24
9/10	Kent State	Dillon Gabriel to Theo Wease	20

OKLAHOMA'S LONGEST RETURN PLAYS

Date	Opponent	OU Player	Yards
9/10	Kent State	Marvin Mims Jr. (PR)	41
9/17	Nebraska	Marvin Mims Jr. (PR)	34
9/3	UTEP	Billy Bowman (KR)	26
9/10	Kent State	Justin Harrington (INT)	22
10/8	Texas	C.J. Coldon (INT)	20
9/10	Kent State	Billy Bowman (KR)	20

OKLAHOMA'S LONGEST SCORING DRIVES

Date	Opponent	Quarter	Plays-Yards	TOP	Drive Ended
9/3	UTEP	1st	6-93	1:48	Touchdown
9/10	Kent State	3rd	3-82	0:33	Touchdown
9/10	Kent State	3rd	4-80	0:58	Touchdown
9/3	UTEP	3rd	10-80	2:40	Touchdown
10/1	TCU	1st	4-76	1:32	Touchdown
9/10	Kent State	2nd	5-76	0:52	Touchdown
9/24	Kansas State	4th	9-75	3:24	Touchdown
9/24	Kansas State	4th	12-75	1:23	Touchdown
9/17	Nebraska	1st	5-75	1:49	Touchdown
9/3	UTEP	1st	5-75	1:17	Touchdown
10/1	TCU	3rd	14-73	5:10**	Touchdown
9/24	Kansas State	1st	3-70	0:52	Touchdown
9/10	Kent State	3rd	7-68	2:13	Touchdown
9/3	UTEP	2nd	11-68	4:01	Touchdown
10/1	TCU	2nd	7-65	1:41	Touchdown
9/17	Nebraska	2nd	5-65	1:10	Touchdown
9/3	UTEP	3rd	7-64	1:51	Touchdown
9/24	Kansas State	2nd	4-63	1:09	Touchdown
9/17	Nebraska	2nd	6-63	1:55	Touchdown
9/17	Nebraska	1st	7-63	2:17	Touchdown
9/17	Nebraska	3rd	9-60	3:10	Touchdown
9/3	UTEP	1st	2-55	0:30*	Touchdown
9/24	Kansas State	2nd	8-51	3:28	Field Goal

\*Shortest scoring drive by time of possession

\*\*Longest scoring drive by time of possession

OPPONENTS' LONGEST PLAYS

Rushing	69	Keandre Miller, TCU (Oct. 1, 2022)
Passing	32	Max Duggan to Taye Barber, TCU (Oct. 1, 2022)
Field Goal	54	Gavin Baechle, UTEP (Sept. 3, 2022)
Punt	54	Ty Zentner, Kansas State (Sept. 24, 2022)
Punt Return	2	Marcus Bellon, UTEP (Sept. 3, 2022)
Kickoff Return	58	Malik Knowles, Kansas State (Sept. 24, 2022)
Interception Return	N/A	
Fumble Return	N/A	


# BIG 12/NCAA RANKINGS

## INDIVIDUAL

Category	Player	Stat	Big 12 Rank	NCAA Rank
Completion Percentage	Dillon Gabriel	63.9	7	58
Completions/Game	Dillon Gabriel	17.0	7	77
Passing Efficiency	Dillon Gabriel	167.9	3	15
Passing Yards	Dillon Gabriel	1,215	5	70
Passing Yards/Game	Dillon Gabriel	243.0	5	56
Yards/Pass Attempt	Dillon Gabriel	9.14	3	18
Yards/Pass Completion	Dillon Gabriel	14.3	1	15
Rushing Yards	Eric Gray	519	4	30
Rushing Yards/Game	Eric Gray	86.5	5	38
Rush Yards/Carry	Eric Gray	6.7	3	14
Rushing TDs	Marcus Major	4	9	79
Receiving Yards	Marvin Mims Jr.	436	2	50
Receiving Yards/Game	Marvin Mims Jr.	72.7	3	66
Yards/Reception	Marvin Mims Jr.	19.0	5	25
	Theo Wease	17.7	7	44
	Brayden Willis	4	3	43
Receiving TDs	Marvin Mims Jr.	3	7	82
	Eric Gray	101.8	5	66
All Purpose Yards/Game	Marvin Mims Jr.	92.8	8	93
	Dillon Gabriel	268.2	3	46
Total Offense/Game	Dillon Gabriel	268.2	3	46
Field Goals/Game	Zach Schmit	0.8	7	80
Field Goal Pct.	Zach Schmit	83.3	3	41
Total Points Scored	Zach Schmit	39	11	39
Total Touchdowns	Marcus Major	5	8	77
Points Responsible For	Dillon Gabriel	78	5	43
Points Responsible For/Game	Dillon Gabriel	15.6	4	31
Sacks/Game	Reggie Grimes	0.7	6	40
Kickoff Returns	Billy Bowman	16.9	3	60
Punting	Michael Turk	44.9	1	18

## TEAM

Category	Stat	Big 12 Rank	NCAA Rank
Scoring Offense	30.8	8	63
Scoring Defense	29.2	8	88
Total Offense	433.7	8	50
Total Defense	450.0	10	117
Rushing Offense	210.0	4	22
Rushing Defense	214.5	10	122
Pass Offense	223.7	9	90
Pass Defense	235.5	7	77
Pass Efficiency	149.3	6	41
Pass Defense Efficiency	133.4	8	74
Passes Had Intercepted	2	3	13
Passes Intercepted	4	4	75
Sacks/Game	2.3	5	46
Sacks Allowed/Game	2.5	9	95
Tackles for Loss/Game	7.3	3	15
First Downs	133	4	44
First Downs Allowed	160	10	129
3rd-Down Conversion Pct.	35.4	8	95
Opp. 3rd-Down Conversion Pct.	44.7	10	115
4th-Down Conversion Pct.	46.7	10	83
Opp. 4th-Down Conversion Pct.	33.3	1	20
Red Zone Offense Pct.	85.0	7	57
Red Zone Defense Pct.	83.3	7	67
Penalties/Game	6.5	9	73
Penalty Yards/Game	58.7	10	57
Time of Possession	25:39	10	127
Turnover Margin	0.5	3	38
Net Punt Average	40.9	2	27
Kick Return Average	20.1	6	71
Kickoff Coverage	24.8	9	116
Punt Return Average	15.9	2	12
Punt Coverage	1.3	3	10

9/5/22 • Gaylord Family – Oklahoma Memorial Stadium (83,173) • Norman			
	UTEP	13	
	#9 OKLAHOMA	45	

**NORMAN** — Oklahoma made Brent Venables' first game as a head coach a memorable one as it raced to a 21-0 lead in the first 8:17 and beat UTEP 45-13. The Sooners outgained the Miners by 176 yards (492-316) and showcased a balanced offensive attack with 259 rushing yards and 233 passing yards. They allowed just 28 rushing yards on 31 carries.

In his OU debut, quarterback Dillon Gabriel completed 15 of 23 passes for 233 yards and two touchdowns. He also rushed six times for 20 yards and scored on a 12-yard burst for the game's first points. Tight end Brayden Willis caught both TD passes (scoring from six and 28 yards) the second of which gave OU a 28-10 lead.

Eric Gray rushed a team-high 16 times for 102 yards, marking his sixth-career 100-yard game and first as a Sooner. Marcus Major ran seven times for 54 yards and scored from one and six yards in the third quarter. On his second-career play and first touch, freshman receiver Gavin Freeman scored on a 46-yard rushing play to give the Sooners a 21-0 lead.

Safety Billy Bowman and linebacker Danny Stutsman led OU with nine tackles apiece, career highs for both. Defensive end Reggie Grimes finished with a career-high 2.5 sacks and cornerback Gentry Williams recorded an interception in the end zone on UTEP's final possession. OU possessed the ball for just 21:27 out of 60 minutes.

Score by Quarters	1	2	3	4	Score
UTEP	0	10	0	3	13
Oklahoma	21	7	14	3	45

Record: (0-2, 0-0 C-USA)  
Record: (1-0, 0-0 Big 12)

#### Scoring Summary:

1st	13:43 OU - Gabriel, Dillon 12 yd run (Schmit, Zach kick)	
	5 plays, 75 yards, TOP 01:17	0 - 7
1st	09:18 OU - Willis, Brayden 6 yd pass from Gabriel, Dillon (Schmit, Zach kick)	
	6 plays, 93 yards, TOP 01:48	0 - 14
1st	06:43 OU - Freeman, Gavin 46 yd run (Schmit, Zach kick)	
	2 plays, 55 yards, TOP 00:30	0 - 21
2nd	14:12 UTEP - Baechle, Gavin 48 yd field goal	
	14 plays, 44 yards, TOP 07:31	3 - 21
2nd	08:18 UTEP - Awatt, Ronald 2 yd run (Baechle, Gavin kick)	
	10 plays, 85 yards, TOP 05:10	10 - 21
2nd	00:55 OU - Willis, Brayden 28 yd pass from Gabriel, Dillon (Schmit, Zach kick)	
	11 plays, 68 yards, TOP 04:01	10 - 28
3rd	10:48 OU - Major, Marcus 1 yd run (Schmit, Zach kick)	
	10 plays, 80 yards, TOP 02:40	10 - 35
3rd	03:16 OU - Major, Marcus 6 yd run (Schmit, Zach kick)	
	7 plays, 64 yards, TOP 01:51	10 - 42
4th	14:01 UTEP - Baechle, Gavin 54 yd field goal	
	11 plays, 38 yards, TOP 04:15	13 - 42
4th	05:17 OU - Schmit, Zach 22 yd field goal	
	9 plays, 37 yards, TOP 05:28	13 - 45

	UTEP	OU
FIRST DOWNS	26	23
RUSHES-YARDS (NET)	31-28	38-259
PASSING YDS (NET)	288	233
Passes Att-Comp-Int	31-51-1	15-23-0
TOTAL OFFENSE PLAYS-YARDS	82-316	61-492
Fumble Returns-Yards	0-0	0-0
Punt Returns-Yards	2-(-2)	2-17
Kickoff Returns-Yards	2-31	2-51
Interception Returns-Yards	0-0	1-0
Punts (Number-Avg)	5-42.2	3-45.3
Fumbles-Lost	3-0	1-0
Penalties-Yards	6-50	7-59
Possession Time	38:33	21:27
Third-Down Conversions	5 of 15	3 of 8
Fourth-Down Conversions	1 of 2	1 of 1
Red-Zone Scores-Chances	1-1	5-5
Sacks By: Number-Yards	2-10	6-46

**RUSHING: UTEP** – Awatt, R. 12-39; Hankins, D. 6-15; Walker, C. 2-9; Burgess Jr., T. 1-5; Brownholtz 2-0; Akharaiyi, K. 1-6; Hardison, G. 7-34. **OU** – Gray, E. 16-102; Major, M. 7-54; Freeman, G. 1-46; Barnes, J. 4-25; Gabriel, D. 6-20; Walker, T. 2-10; Beville, D. 1-4; TEAM 1-2.

**PASSING: UTEP** – Hardison, G. 26-42-0-244; Brownholtz, C. 5-8-0-44. **OU** – Gabriel, D. 15-23-2-233.

**RECEIVING: UTEP** – Flores, R. 7-76; Smith, T. 8-71; Ballard, J. 5-39; Akharaiyi, K. 4-36; Tupou, J. 1-24; Clarke, J. 1-13; Awatt, R. 1-11; Dawn Jr., W. 2-9; Fryar, Z. 1-5; Bellon, M. 1-4. **OU** – Mims, M. 3-81; Willis, B. 3-40; Wease, T. 3-37; Gray, E. 2-33; Stoops, D. 2-25; Farooq, J. 1-9; Major, M. 1-8.

**TACKLES (UA-A): UTEP** – Prince, J. 7-3; Knight, T. 6-3; Hylton, K. 3-5; Wallerstedt, C. 2-3; Taylor, J. 3-1; Neal, J. 1-2; Baptist, D. 1-2; Wilston, T. 1-1; James, T. 1-1; Wilson Jr., J. 1-1; Moss, K. 0-2; Shelton, L. 2-0; Hugue, T. 0-2; Barnes, D. 1-1; Johnson, I. 0-2; Rudolph, J. 1-1; Westmoreland, M. 0-1; Thompson, B. 0-1; Williams, T. 1-0; Trotter, D. 0-1; Allen, J. 1-0; Tejada, A. 0-1; Williams, D. 0-1; Tonga'u'ia, S. 0-1. **OU** – Bowman, B. 7-2; Stutsman, D. 6-3; Ugwoegbu, 3-4; Morrison, T. 1-4; White, D. 2-3; Harrington, J. 4-1; Kanak, J. 0-4; Whittier, S. 1-3; Broiles, J. 0-4; Davis, J. 1-2; Lawrence, K. 0-3; Grimes, R. 2-1; Johnson, J. 0-3; Graham, D. J. 2-0; Harmon, D. 1-1; Coldon, C. J. 1-1; Thomas, R. 1-1; Downs, E. 1-1; Gilliam, K. 1-1; Ellison, J. 1-1; Coe, I. 1-1; Washington, W. 1-0; Lulu, J. 0-1; Dennis, K. 0-1; Williams, G. 1-0; Redmond, J. 0-1; Kelley, J. 0-1.

9/10/21 • Gaylord Family – Oklahoma Memorial Stadium (83,911) • Norman			
	KENT STATE	3	
	#7 OKLAHOMA	33	

**NORMAN** — No. 7/7 Oklahoma trailed 3-0 late in the first half but drove 76 yards to score a touchdown with 18 seconds remaining in the second quarter and outscored Kent State 26-0 after halftime to post a 33-3 home win. The Golden Flashes were picked by MAC head coaches to win the league's east division title.

Kent State's three points were the fewest Oklahoma allowed an FBS opponent since a 41-3 win at Kansas in 2017. The Sooners recorded 14 tackles for loss against the Golden Flashes (their most since 2019) and three sacks.

Dillon Gabriel completed 21 of 28 pass attempts for 296 yards and three touchdowns without an interception. His TD passes covered 36, 18 and 58 yards. The 36- and 58-yarders went to receiver Marvin Mims Jr., who tied a career high with seven catches for a career-high 163 yards. He also set a career high with 203 all-purpose yards with the help of a 41-yard punt return, OU's longest since 2019.

For the first time since 2018, three Sooners registered double-digit tackles in a game. Linebacker Danny Stutsman (12) and safety Billy Bowman (11) set career highs in tackles for the second straight game, while safety Justin Broiles tied a career high with 11 stops in his first start of the season. Stutsman recorded 4.0 tackles for loss, OU's most in three seasons, and added a sack, while Bowman was credited with a forced fumble and recovery on the same play.

Justin Harrington made his first career interception, David Ugwoegbu logged a safety and Reggie Grimes recorded 2.5 TFLs and 1.5 sacks.

Score by Quarters	1	2	3	4	Score
Kent State	0	3	0	0	3
Oklahoma	0	7	24	2	33

Record: (0-2, 0-0 MAC)  
Record: (2-0, 0-0 Big 12)

#### Scoring Summary:

1st	12:01 OU - Stogner, Austin 20 yd pass from Rattler, S. (Brkic, Gabe kick)	
	3 plays, 45 yards, TOP 1:08	
2nd	8:27 KSU - A.Glass 37 yd FG	
	15 plays, 72 yards, TOP 7:21	
2nd	0:18 OU - Mims, Marvin 36 yd pass from Gabriel, D. (Schmit, Z. kick)	
	5 plays, 76 yards, TOP 0:52	
3rd	12:41 OU - Major, Marcus 16 yd rush (Schmit, Z. kick)	
	7 plays, 68 yards, TOP 2:13	
3rd	9:51 OU - Schmit, Zach 25 yd FG	
	7 plays, 26 yards, TOP 1:39	
3rd	5:31 OU - Stoops, Drake 18 yd pass from Gabriel, D. (#34 Z.Schmit kick)	
	4 plays, 80 yards, TOP 0:58	
3rd	1:35 OU - Mims, Marvin, 58 yd pass from Gabriel, D. (#34 Z.Schmit kick)	
	3 plays, 82 yards, TOP 0:33	
4th	12:00 OU - Ugwoegbu, David, safety, TOP 1:16	


	KSU	OU
FIRST DOWNS	20	20
RUSHES-YARDS (NET)	52-164	36-134
PASSING YDS (NET)	131	296
Passes Att-Comp-Int	11-21-1	21-28-0
TOTAL OFFENSE PLAYS-YARDS	73-295	64-430
Fumble Returns-Yards	1-0	0-0
Punt Returns-Yards	6-260	6-232
Kickoff Returns-Yards	3-173	6-390
Interception Returns-Yards	0-0	1-22
Punts (Number-Avg)	6-43.3	6-38.7
Fumbles-Lost	1-1	1-0
Penalties-Yards	7-56	5-25
Possession Time	36:19	23:41
Third-Down Conversions	6-16	3-12
Fourth-Down Conversions	0-1	1-2
Red-Zone Scores-Chances	1-2	3-3
Sacks By: Number-Yards	3-10	3-18

**RUSHING: KSU** – Schlee, C. 12-74; Cooper, M. 22-73; Bradford, B. 8-31; Garcia, G. 5-29; Bangura, D. 3-7; Cephas, D. 1-4. **OU** – Gray, E. 10-71; Major, M. 5-39-1; Barnes, J. 9-21; Walker, T. 5-21; Mims, M. 1-0; Gabriel, D. 4-0.

**PASSING: Kent State**– Schlee, C. 11-19-0; Kargman, D. 0-2-1. **OU** – Gabriel, D. 21-28-0.

**RECEIVING: Kent State** – Cephas, D. 4-50; James, R. 2-10; Leach, K. 1-23; Copper, M. 1-22; Walker, D. 1-12; Bradford, B. 1-11; Orr, K. 1-3. **OU** – Mims, M. 7-163; Wease, T. 3-37; Stoops, D. 3-33; Parker, D. 2-21; Hester, J. 1-13; Major, M. 1-11; Walker, T. 1-7; Gray, E. 1-6; Willis, B. 1-4; Freeman, G. 1-1.

**TACKLES (UA-A): Kent State** – Bolden, N. 4-8; Pierre, M. 4-4; Richardson, A. 3-4; Evans, J. 4-2; Miller, D. 2-4; Johns, K. 2-4; Slattery, S. 2-3; Michael, G. 3-1; Baka, J. 1-2; Miller, M. 0-3; Murphy, L. 0-3; Harris, C. 1-1; Harmon, M. 1-1; Wallace, J. 1-0; Blue, C. 1-0; Smith, J. 1-0; Garcia, G. 1-0; Billotte, O. 0-1; West, Z. 0-1; Gamble, K. 0-1; Diaby, S. 0-1; Gater, L. 0-1; Branch, A. 0-1. **OU** – Stutsman, D. 9-3; Broiles, J. 5-6; Bowman, B. 4-7; Ugwoegbu, D. 3-3; White, D. 1-4; Harmon, D. 1-4; Grimes, R. 3-1; Redmond, J. 2-1; Ellison, J. 1-2; Kanak, J. 0-3; Downs, E. 0-3; Halton, G. 0-3; Johnson, J. 1-1; Washington, W. 1-1; Harrington, J. 0-2; Davis, J. 1-0; Kelley, J. 1-0; Coe, I. 1-0; West, T. 1-0; Morrison, T. 1-0; Goldon, C. 1-0; Gilliam, K. 0-1; Lulu, J. 0-1; Smith, C. 0-1; McCoy, J. 0-1; Graham, D. 0-0.

9/17/22 • Memorial Stadium (87,161) • Lincoln, Neb.		
	<b>#6 OKLAHOMA</b>	<b>49</b>
	<b>NEBRASKA</b>	<b>14</b>

**LINCOLN, Neb.** — In its first game at Nebraska since 2009, No. 6/6 Oklahoma scored seven consecutive touchdowns and posted its highest point and yardage (580) totals ever in Lincoln in a 49-14 win. OU's 35-point victory margin was its largest in a true road game since 2017.

The Sooners surrendered 77 yards on Nebraska's first possession but just 71 more the rest of the first half in taking a 35-7 lead to the locker room. For the game, Oklahoma outgained the Huskers by 253 yards (580-327).

Eric Gray rushed for a game-high 113 yards and two touchdowns on just 11 carries (10.3 yards per rush) while Marcus Major carried 12 times for 35 yards and a 1-yard score. Major also caught a 24-yard touchdown pass, the first receiving score of his career, that came from tight end Brayden Willis. It was Willis' first career pass.

Dillon Gabriel completed 16 of 27 pass attempts for 230 yards and two touchdowns (no interceptions) in his two-and-a-half quarters of work. After NU took its 7-0 lead, Gabriel ran for a 61-yard touchdown, the longest rush of his career.

Jalil Farooq finished with three catches for 58 yards, including a 25-yard touchdown that marked his first career score. Theo Wease caught a 15-yard TD pass, his first score since the 2020 season.

Freshman linebacker Jaren Kanak logged game and career highs of 10 tackles and forced and recovered a fumble on the first play of the third quarter. Junior defensive back Key Lawrence had six tackles, an interception, a forced fumble and a pass breakup.

Score by Quarters	1	2	3	4	Score	
Oklahoma	14	21	14	0	49	Record: (3-0, 0-0 Big 12)
Nebraska	7	0	0	7	14	Record: (1-3, 0-1 Big Ten)

#### Scoring Summary:

1st	11:19 NEB - Palmer, T. 32 yd pass from Thompson, C. (Bleekrode, T. kick)	
	6 plays, 77 yards, TOP 01:57	0-7
1st	09:30 OU - Gabriel, D. 61 yd rush (Schmit, Z. kick)	
	5 plays, 75 yards, TOP 01:49	7-7
1st	01:57 OU - Farooq, J. 25 yd pass from Gabriel, D. (Schmit, Z. kick)	
	7 plays, 63 yards, TOP 02:17	14-7
2nd	14:48 OU - Major, M. 1 yd rush (Schmit, Z. kick)	
	5 plays, 23 yards, TOP 00:55	21-7
2nd	11:35 OU - Major, M. 24 yd pass from Willis, B. (Schmit, Z. kick)	
	6 plays, 63 yards, TOP 01:55	28-7
2nd	01:44 OU - Gray, E. 16 yd rush (Schmit, Z. kick)	
	5 plays, 65 yards, TOP 01:10	35-7
3rd	13:13 OU - Gray, E. 21 yd rush (Schmit, Z. kick)	
	7 plays, 46 yards, TOP 01:41	42-7
3rd	08:59 OU - Wease, T. 15 yd pass from Gabriel, D. (Schmit, Z. kick)	
	9 plays, 60 yards, TOP 03:10	49-7
4th	03:17 NEB - Purdy, C. 8 yd rush (Bleekrode T. kick)	
	13 plays, 82 yards, TOP 05:04	49-14

	OU	NU
FIRST DOWNS	31	21
RUSHES-YARDS (NET)	54-312	45-163
PASSING YDS (NET)	268	164
Passes Comp-Att-Int	19-30-0	21-31-1
TOTAL OFFENSE PLAYS-YARDS	84-580	76-327
Fumble Returns-Yards	0-0	0-0
Punt Returns-Yards	4-61	1-1
Kickoff Returns-Yards	0-0	0-0
Interception Returns-Yards	1-0	0-0
Punts (Number-Avg)	3-48.7	7-42.3
Fumbles-Lost	3-1	2-1
Penalties-Yards	6-65	5-40
Possession Time	29:36	30:24
Third-Down Conversions	10 of 16	6 of 17
Fourth-Down Conversions	1 of 2	0 of 2
Red-Zone Scores-Chances	3-4	1-2
Sacks By: Number-Yards	4-32	2-7

**RUSHING: OU** — Gray, E. 11-113; Barnes, J. 13-77; Gabriel, D. 6-55; Major, M. 12-35; Walker, T. 4-17; Beville, D. 1-13; Stoops, D. 2-5; Mims, M. 1-4. **NU** — Ervin, G. 7-60; Allen, A. 11-49; Grant, A. 13-36; Purdy, C. 5-29; Yant, J. 4-19; Thompson, C. 5--30.

**PASSING: OU** — Gabriel, D. 16-27-0-230; Beville, D. 2-2-0-14; Willis, B. 1-1-0-24. **NU** — Thompson, C. 14-20-0-129; Purdy, C. 7-11-1-35.

**RECEIVING: OU** — Mims, M. 4-66; Farooq, J. 3-58; Stoops, D. 3-32; Wease, T. 2-46; Willis, B. 2-19; Major, M. 1-24; Bunkley-Shelton, L. 1-10; Parker, D. 1-5; Gray, E. 1-4; Helms, K. 1-4. **NU** — Palmer, T. 10-92; Washington, M. 2-17; Belt, B. 2-9; Martin, O. 1-18; Brown, A. 1-11; Brewington, C. 1-6; Liewer, W. 1-5; Boerkercher, N. 1-4; Vokolek, T. 1-2; Garcia-Castaneda, I. 1-0.

**TACKLES (UA-A): OU** — Kanak, J. 3-7; White, D. 4-2; Lawrence, K. 4-2; Ugwoegbu, D. 3-3; Harrington, J. 1-4; Bowman, B. 3-1; Smith, C. 3-1; Stutsman, D. 2-2; Morrison, T. 2-2; Whittier, S. 1-3; Downs, E. 3-0; Washington, W. 2-1; Grimes, R. 2-1; Graham, D. 1-2; Harmon, D. 1-1; Lailu, J. 1-1; Stripling, M. 0-2; Halton, G. 0-2; Redmond, J. 1-0; Davis, J. 1-0; Gilliam, K. 1-0; Dennis, K. 1-0; Broiles, J. 0-1; Walker, K. 0-1; Kelley, J. 0-1; Williams, G. 0-1; Cordon, C. 0-1. **NU** — Reimer, L. 3-5; Kolarevic, C. 2-6; Buford, M. 6-1; Mathis, O. 4-3; Farmer, M. 4-2; Henrich, N. 3-3; Newsome, Q. 4-1; Nelson, G. 3-2; Mauga-Clements, E. 3-2; Wynn, S. 1-3; Gifford, I. 3-0; Drew, D. 1-2; Tannor, C. 1-1; Hutmacher, N. 0-2; Hill, T. 1-0; Buschini, B. 1-0; Sanford, P. 1-0; Robinson, T. 1-0; Clark, B. 1-0; Lynum, T. 1-0; Butler, J. 1-0; Hausmann, E. 1-0; Brewington, C. 0-1.

9/24/22 • Gaylord Family — Oklahoma Memorial Stadium (84,376) • Norman		
	<b>KANSAS STATE</b>	<b>41</b>
	<b>#6 OKLAHOMA</b>	<b>34</b>

**NORMAN** — No. 6/6 Oklahoma racked up 550 yards of offense and didn't commit a turnover, but came up on the wrong end of a 41-34 outcome. The loss snapped OU's 10-game home winning streak and was just its second defeat in its last 30 home outings (both to the Wildcats).

Kansas State scored on its first two possessions to take a 14-0 lead before OU responded with a pair of long touchdown passes from Dillon Gabriel to knot the score. The scoring throws went to Theo Wease (career-long 56-yard reception) with 52 seconds left in the first quarter and Marvin Mims Jr. (50-yarder) with 12:24 left in the second quarter. The Wildcats led 24-17 at halftime and the Sooners never got closer than four points the rest of the way.

Gabriel completed 26 of 39 passes (67%) and set personal OU highs of 330 passing yards and four passing touchdowns. He also rushed seven times for 61 yards. Mims finished with four catches for a game-high 87 yards, Wease caught three passes for 75 yards, Jalil Farooq had five receptions for 69 yards and Brayden Willis caught five passes for 41 yards, two of them for fourth-quarter touchdowns.

Eric Gray rushed for 114 yards on 16 carries (7.1 yards per rush) for his third 100-yard effort of the season. He also caught a team-high seven passes for 45 yards.

Kansas State quarterback Adrian Martinez accounted for five touchdowns, rushing 21 times for 148 yards and four scores and throwing for 234 yards and another TD.

Score by Quarters	1	2	3	4	Score	
Kansas State	14	10	3	14	41	Record: (3-1, 1-0 Big 12)
Oklahoma	7	10	3	14	34	Record: (3-1, 0-1 Big 12)

#### Scoring Summary:

1st	09:57 KSU - Martinez, A. 6 yd rush (Tennant, C. kick)	
	12 plays, 75 yards, TOP 05:03	7-0
1st	05:37 KSU - Knowles, M. 6 yd pass from Martinez, A. (Tennant, C. kick)	
	7 plays, 80 yards, TOP 03:11	14-0
1st	02:32 OU - Wease, T. 56 yd pass from Gabriel, D. (Schmit, Z. kick)	
	3 plays, 70 yards, TOP 00:52	14-7
2nd	12:24 OU - Mims, M. 50 yd pass from Gabriel, D. (Schmit, Z. kick)	
	4 plays, 63 yards, TOP 01:09	14-14
2nd	06:15 KSU - Martinez, A. 3 yd rush (Tennant, C. kick)	
	11 plays, 42 yards, TOP 05:59	21-14
2nd	02:47 OU - Schmit, Z. 41 yd FG	
	8 plays, 51 yards, TOP 03:28	21-17
2nd	00:00 KSU - Tennant, C. 23 yd FG	
	10 plays, 70 yards, TOP 02:47	24-17
3rd	11:42 OU - Schmit, Z. 44 yd FG	
	8 plays, 48 yards, TOP 03:18	24-20
3rd	03:24 KSU - Tennant, C. 29 yd FG	
	11 plays, 69 yards, TOP 03:53	27-20
4th	08:00 KSU - Martinez, A. 15 yd rush (Tennant, C. kick)	
	8 plays, 80 yards, TOP 03:45	34-20
4th	04:36 OU - Willis, B. 1 yd pass from Gabriel, D. (Schmit, Z. kick)	
	9 plays, 75 yards, TOP 03:24	34-27
4th	01:58 KSU - Martinez, A. 1 yd rush (Tennant, C. kick)	
	7 plays, 75 yards, TOP 02:38	41-27
4th	00:35 OU - Willis, B. 10 yd pass from Gabriel, D. (Schmit, Z. kick)	
	12 plays, 75 yards, TOP 01:23	41-34

	KSU	OU
FIRST DOWNS	28	26
RUSHES-YARDS (NET)	49-275	34-220
PASSING YDS (NET)	234	330
Passes Att-Comp-Int	21-34-0	26-39-0
TOTAL OFFENSE PLAYS-YARDS	83-509	73-550
Fumble Returns-Yards	0-0	0-0
Punt Returns-Yards	0-0	0-0
Kickoff Returns-Yards	1-58	1-10
Interception Returns-Yards	0-0	0-0
Punts (Number-Avg)	5-47.4	5-51.2
Fumbles-Lost	0-0	0-0
Penalties-Yards	6-37	11-87
Possession Time	35:04	24:56
Third-Down Conversions	8 of 17	4 of 13
Fourth-Down Conversions	2 of 2	1 of 2
Red-Zone Scores-Chances	7-7	3-3
Sacks By: Number-Yards	1-5	0-0


**RUSHING: KSU** — Martinez, A. 21-148; Vaughn, D. 25-116; Giddens, D. 2-13. **OU** — Gray, E. 16-115; Gabriel, D. 7-61; Major, M. 9-37; Farooq, J. 2-8.

**PASSING: KSU** — Martinez, A. 21-34-0-234. **OU** — Gabriel, D. 26-39-0-330.

**RECEIVING: KSU** — Brooks, P. 7-56; Sinnott, B. 4-80; Knowles, M. 4-52; Warner, K. 3-26; Vaughn, D. 2-13; Garcia, R. 1-7. **OU** — Gray, E. 7-45; Farooq, J. 5-69; Willis, B. 5-41; Mims, M. 4-87; Wease, T. 3-75; Major, M. 2-13.

**TACKLES (UA-A): KSU** — Savage, K. 8-3; Moore, A. 4-5; Brents, J. 4-5; Hayes, J. 2-6; Cheatum, D. 2-3; Pickle, J. 2-3; Boye-Doe, E. 3-1; Green, D. 2-2; Anudike-Uzomah, F. 0-4; Smith, T. 3-0; Duke, K. 1-2; Huggins, E. 2-0; Purnell, D. 1-1; Allen, N. 1-1; Hentz, R. 0-2; Mason, C. 1-0; Payne, V. 1-0; Mott, B. 0-1; Stufflebean, C. 0-1. **OU** — Ugwoegbu, D. 7-8; Broiles, J. 7-3; Stutsman, D. 6-4; Bowman, B. 7-2; White, D. 3-4; Lawrence, K. 2-5; Davis, J. 2-4; Washington, W. 3-2; Redmond, J. 1-3; Lailu, J. 0-3; Coe, I. 2-0; Johnson, J. 1-0; Downs, E. 1-0; Stripling, M. 1-0; Morrison, T. 1-0; Graham, D. 0-1; Ellison, J. 0-1.



10/1/22 • Amon G. Carter Stadium (49,095) • Fort Worth, Texas			
	#18 OKLAHOMA		24
	TCU		55

**FORT WORTH, Texas** — No. 18/16 Oklahoma lost a fumble on the game's opening possession that led to a touchdown and gave up three more first-quarter TDs in a 55-24 loss at TCU. It was the most points OU surrendered since the 2019 CFP Semifinal at the Peach Bowl and snapped its eight-game winning streak over the Horned Frogs.

Playing the majority of the game without starting quarterback Dillon Gabriel, who left the contest due to injury with 9:39 left in the second quarter and didn't return, the Sooners registered a season-low 355 yards of offense and averaged 4.4 yards per play, their lowest figure since 2015. Gabriel completed 7 of 16 pass attempts for 126 yards, 78 of which came on one throw to tight end Brayden Willis. Gabriel was replaced by redshirt junior QB Davis Beville, who completed 7 of 16 pass attempts for 50 yards.

OU's three touchdowns were by running backs Eric Gray and Jovantae Barnes. Gray scored on a 1-yard run with 2:15 left in the first quarter to cut TCU's lead to 20-10, while Barnes scored on a 20-yard scamper with 8:49 left in the second quarter and a 1-yard plunge with 11:24 left in the fourth. Barnes finished with a career-high 100 yards on 18 carries (5.6 average) while Gray had 60 yards on 13 rushes.

TCU's 668 offensive yards were the most OU gave up to a Big 12 foe since 2016.

Score by Quarters	1	2	3	4	Score	
Oklahoma	10	7	0	7	24	Record: (3-2, 0-2 Big 12)
TCU	27	14	14	0	55	Record: (4-0, 1-0 Big 12)

#### Scoring Summary:

1st	12:45	TCU - Williams, S. 19 yd pass from Duggan, M. (Kell, G. kick)	
		4 plays, 46 yards, TOP 01:18	0-7
1st	09:49	OU - Schmit, Z. 43 yd FG	
		5 plays, 19 yards, TOP 00:56	3-7
1st	08:35	TCU - Barber, T. 73 yd pass from Duggan, M. (Kell, G. kick missed)	
		3 plays, 75 yards, TOP 01:14	3-13
1st	07:17	TCU - Duggan, M. 67 yd rush (Kell, G. kick)	
		1 play, 67 yards, TOP 00:11	3-20
1st	02:15	OU - Gray, E. 1 yd rush (Schmit, Z. kick)	
		4 plays, 76 yards, TOP 01:32	10-20
1st	00:07	TCU - Miller, K. 15 yd rush (Kell, G. kick)	
		6 plays, 75 yards, TOP 02:08	10-27
2nd	10:30	TCU - Demercado, E. 1 yd rush (Kell, G. kick)	
		9 plays, 89 yards, TOP 03:50	10-34
2nd	08:49	OU - Barnes, J. 20 yd rush (Schmit, Z. kick)	
		7 plays, 65 yards, TOP 01:41	17-34
2nd	01:34	TCU - Henderson, G. 62 yd pass from Duggan, M. (Kell, G. kick)	
		6 plays, 89 yards, TOP 02:28	17-41
3rd	09:30	TCU - Miller, K. 69 yd rush (Kell, G. kick)	
		3 plays, 80 yards, TOP 01:09	17-48
3rd	01:40	TCU - Duggan, M. 2 yd rush (Kell, G. kick)	
		6 plays, 67 yards, TOP 02:49	17-55
4th	11:24	OU - Barnes, J. 1 yd rush (Schmit, Z. kick)	
		14 plays, 73 yards, TOP 05:10	24-55

	OU	TCU
FIRST DOWNS	22	29
RUSHES-YARDS (NET)	49-179	41-361
PASSING YDS (NET)	176	307
Passes Att-Comp-Int	14-32-0	24-34-0
TOTAL OFFENSE PLAYS-YARDS	81-355	75-668
Fumble Returns-Yards	0-0	0-0
Punt Returns-Yards	0-0	1-1
Kickoff Returns-Yards	7-174	1-19
Interception Returns-Yards	0-0	0-0
Punts (Number-Avg)	8-46.9	5-38.4
Fumbles-Lost	1-1	0-0
Penalties-Yards	7-80	4-55
Possession Time	27:11	32:49
Third-Down Conversions	6 of 18	7 of 14
Fourth-Down Conversions	1 of 3	0 of 2
Red-Zone Scores-Chances	3-3	4-5
Sacks By: Number-Yards	1-10	4-17

**RUSHING: OU** - Barnes, J. 18-100; Gray, E. 13-60; Walker, T. 5-11; Stoops, D. 1-7; Bunkley-Shelton, L. 1-5; Sawchuk, G. 2-5; Freeman, G. 1-2; Gabriel, D. 1-0; Beville, D. 6--11. **TCU** - Miller, K. 13-136; Duggan, M. 5-116; Demercado, E. 8-62; Bailey, E. 5-24; Battle, T. 3-20; Wren, C. 3-6; Johnston, Q. 1-2; Jackson, S. 3--5.

**PASSING: OU** - Gabriel, D. 7-16-0-126; Beville, D. 7-16-0-50. **TCU** - Duggan, M. 23-33-0-302; Jackson, S. 1-1-0-5.

**RECEIVING: OU** - Mims, M. 4-41; Willis, B. 2-81; Farooq, J. 2-17; Barnes, J. 2-14; Gibson, J. 1-12; Stoops, D. 1-5; Gray, E. 1-4; Parker, D. 1-2. **TCU** - Davis, D. 7-32; Johnston, Q. 4-41; Barber, T. 3-107; Williams, S. 3-31; Wren, C. 2-2; Henderson, G. 1-62; Bailey, E. 1-14; Hudson, J. 1-10; Jackson, C. 1-5; Miller, K. 1-3.

**TACKLES (UA-A): OU** - Ugwoegbu, D. 5-5; Harrington, J. 4-4; Stutsman, D. 3-4; McCoy, J. 4-1; Morrison, T. 2-3; Harmon, D. 1-4; Broiles, J. 3-1; Washington, W. 2-1; Halton, G. 1-2; Walker, K. 2-0; Graham, D. 1-1; Lawrence, K. 1-1; Coe, I. 1-1; Spears-Jennings, R. 1-1; Downs, E. 0-2; Davis, J. 0-2; Bowman, B. 1-0; Johnson, J. 1-0; White, D. 0-1; Redmond, J. 0-1; Kelleher, K. 0-1; West, T. 0-1; Gilliam, K. 0-1; Kanak, J. 0-1; Parker, D. 0-1; Ellison, J. 0-1; Williams, G. 0-1. **TCU** - Hodges, J. 5-5; Winters, D. 3-5; Bradford, M. 5-1; Foster, J. 4-2; Camara, A. 5-0; Perry, M. 3-2; Obiazor, N. 2-3; Horton, D. 3-1; Mitchell, T. 1-3; Fox, C. 0-4; Brooks, M. 1-2; Newton, J. 2-0; McCuin, D. 2-0; Hodges-Tomlinson, T. 1-1; Marcheselli, Z. 1-1; Banks, S. 1-1; Uguak, L. 1-1; Hodge, J. 0-2; Williams, D. 0-2; McMillan, J. 1-0; Biddle, C. 1-0; Clark, B. 1-0.

10/8/22 • Cotton Bowl (92,100) • Dallas			
	TEXAS		49
	OKLAHOMA		0

**DALLAS** — Playing without injured starting quarterback Dillon Gabriel, Oklahoma had its four-game winning streak against Texas snapped in a 49-0 defeat at the Cotton Bowl in Dallas. The Sooners were outgained 585-195 in total yardage and managed just 24 yards after halftime. It was the first time OU got shut out since 1998.

Without Gabriel, OU started redshirt junior Davis Beville got his first career start at quarterback and the Sooners used a variety of players in "wildcat" packages to try to kickstart an offense that averaged 3.7 yards per play on the day. Beville completed 6 of 12 pass attempts for 38 yards and was intercepted once.

The Sooners held Texas to seven points in the first quarter before allowing 21 in the second, 14 in the third and seven in the fourth.

Receiver Jilil Farooq was OU's leading rusher, carrying five times for 60 yards, while running back Eric Gray finished with 59 yards on 11 carries. Tight end Brayden Willis got several snaps in the "wildcat" package and gained 18 yards on seven rushes.

Linebacker Danny Stutsman logged a game- and career-high 13 tackles and was joined in double digits by defensive back Woodi Washington (career-high-tying 10) and linebacker David Ugwoegbu (10). It was Ugwoegbu's third straight game with at least 10 stops (the only double-digit games of his career). Defensive back C.J. Colder registered one of OU's four tackles for loss, as well as his first interception as a Sooner that he returned 20 yards.

Score by Quarters	1	2	3	4	Score	
Texas	7	21	14	7	49	Record: (4-2, 2-1 Big 12)
Oklahoma	0	0	0	0	0	Record: (3-3, 0-3 Big 12)

#### Scoring Summary:

1st	06:48	UT - Robinson, B. 2 yd rush (Auburn, B. kick)	
		12 plays, 90 yards, TOP 04:31	7-0
2nd	12:40	UT - Worthy, X. 10 yd pass from Ewers, Q. (Auburn, B. kick)	
		8 plays, 92 yards, TOP 03:03	14-0
2nd	07:31	UT - Robinson, K. 15 yd pass from Ewers, Q. (Auburn, B. kick)	
		9 plays, 80 yards, TOP 03:10	21-0
2nd	00:18	UT - Sanders, J. 24 yd pass from Ewers, Q. (Auburn, B. kick)	
		9 plays, 79 yards, TOP 02:48	28-0
3rd	05:01	UT - Robinson, B. 11 yd rush (Auburn, B. kick)	
		7 plays, 76 yards, TOP 03:07	35-0
3rd	01:57	UT - Sanders, J. 18 yd pass from Ewers, Q. (Auburn, B. kick)	
		6 plays, 47 yards, TOP 02:07	42-0
4th	12:11	UT - Brooks, J. 18 yd rush (Auburn, B. kick)	
		5 plays, 54 yards, TOP 02:37	49-0

	UT	OU
FIRST DOWNS	36	11
RUSHES-YARDS (NET)	50-296	42-156
PASSING YDS (NET)	289	39
Passes Att-Comp-Int	21-31-1	9-17-2
TOTAL OFFENSE PLAYS-YARDS	81-585	59-195
Fumble Returns-Yards	0-0	0-0
Punt Returns-Yards	2-11	0-0
Kickoff Returns-Yards	0-0	2-33
Interception Returns-Yards	2-6	1-20
Punts (Number-Avg)	3-40.7	8-42.0
Fumbles-Lost	0-0	0-0
Penalties-Yards	2-10	3-36
Possession Time	32:59	27:01
Third-Down Conversions	10-15	3-15
Fourth-Down Conversions	0-0	2-4
Red-Zone Scores-Chances	6-7	0-2
Sacks By: Number-Yards	3-17	0-0

**RUSHING: UT** - Robinson, B. 22-130; Johnson, R. 9-57; Brooks, J. 7-39; Robinson, K. 4-32; Ewers, Q. 2-17; Blue, J. 5-14; Worthy, X. 1-7. **OU** - Farooq, J. 5-60; Gray, E. 11-59; Barnes, J. 7-24; Willis, B. 7-18; Major, M. 5-11; Stoops, D. 2-5; Beville, D. 5--21.

**PASSING: UT** - Ewers, Q. 21-31-1-289. **OU** - Beville, D. 6-12-1-38; Gray, E. 1-2-1-0; Turk, M. 1-1-0-3; Major, M. 1-1-0--2; Evers, N. 0-1-0-0.

**RECEIVING: UT** - Whittington, J. 5-97; Sanders, J. 5-71; Worthy, X. 3-29; Johnson, R. 2-36; Robinson, K. 2-28; Robinson, B. 2-15; Helm, G. 2-13. **OU** - Willis, B. 2-25; Barnes, J. 2-7; Stoops, D. 2-6; Schmit, Z. 1-3; Farooq, J. 1-0; Mims, M. 1--2.

**TACKLES (UA-A): UT** - Thompson, J. 4-3; Ford, J. 4-3; Barron, J. 3-3; Overshown, D. 2-4; Ojomo, M. 2-3; Cook, A. 1-4; Sweat, T. 2-2; Tucker-Dorsey, D. 1-3; Bush, J. 1-3; Oghoufo, O. 2-1; Crawford, K. 2-1; Jamison, D. 1-2; Coburn, K. 1-2; Collins, A. 1-1; Taaffe, M. 1-1; Finkley, J. 0-2; Johnson, R. 1-0; Watts, R. 1-0; Murphy, B. 1-0; Coffey, J. 1-0; Richardson, D. 1-0; Burke, E. 1-0; Dorbah, P. 0-1; Guilbeau, J. 0-1. **OU** - Stutsman, D. 2-11; Washington, W. 6-4; Ugwoegbu, D. 3-7; Davis, J. 4-3; Graham, D. 1-5; Lawrence, K. 3-1; Broiles, J. 2-2; Colder, C. 2-1; Morrison, T. 2-1; White, D. 1-2; Redmond, J. 1-2; Grimes, R. 0-3; McCoy, J. 2-0; Mason Thomas, R. 1-1; Downs, E. 1-1; Laulu, J. 1-1; Kelley, J. 1-1; Williams, G. 1-1; Dennis, K. 0-2; Spears-Jennings, R. 0-2; Johnson, J. 1-0; Gray, E. 1-0; Kanak, J. 1-0; Coe, I. 0-1; West, T. 0-1.