



# OKLAHOMA FOOTBALL

7 NATIONAL CHAMPIONSHIPS ♦ 30 BOWL CHAMPIONSHIPS ♦ 50 CONFERENCE CHAMPIONSHIPS ♦ 14 BIG 12 CHAMPIONSHIPS ♦ 40 10-WIN SEASONS  
167 FIRST-TEAM ALL-AMERICANS ♦ 504 FIRST-TEAM ALL-CONFERENCE SELECTIONS ♦ 7 HEISMAN TROPHY WINNERS ♦ 92 NATIONAL AWARD WINNERS

## SERIES HISTORY

Overall .....UT leads 62-49-5  
Big 12 Era .....OU leads 16-10  
Streak .....OU, 3  
Last Meeting .....OU, 53-45 in 4OT (10/10/20)

## TELEVISION: ABC

Play-by-Play .....Chris Fowler  
Analyst .....Kirk Herbstreit  
Sideline Reporter .....Holly Rowe

## RADIO: SOONER SPORTS NETWORK

FLAGSHIPS KOMA 1520 AM & KRXO 107.7 FM  
FREE ONLINE: Varsity Network  
SIRIUS 113; XM 203

Play-by-Play .....Toby Rowland  
Analyst .....Teddy Lehman  
Sideline Analyst .....Gabe Ikard  
Sideline Reporter .....Chris Plank

## OU SPANISH RADIO

ÉXITOS 96.5 FM (OKC); 101.5 FM EL PATRÓN (Tulsa)  
FREE ONLINE: Varsity Network

Play-by-Play .....Enrique Vasquez  
Analyst .....Luis Rendón

## NAT'L RADIO: WESTWOOD ONE

Play-by-Play .....Mike Watts  
Analyst .....Derek Rackley

## PREGAME TV: BALLY SPORTS

"Sooner Sports Game Day" .....10 a.m. CT

## SOCIAL MEDIA: #SOONERS

Twitter/Instagram .....@OU\_Football  
Facebook .....Oklahoma Football



## GAME 6

### 6/5 OKLAHOMA (5-0, 2-0) VS. 21/23 TEXAS (4-1, 2-0)

Saturday, Oct. 9, 2021 ■ 11 a.m. CT ■ Dallas ■ Cotton Bowl (92,100) ■ ABC



#### SOONERS

Head Coach: Lincoln Riley  
Record at OU: 50-8 (5th Year)  
Career Record: Same  
Last: Won 37-31 at Kansas State



#### LONGHORNS

Head Coach: Steve Sarkisian  
Record at UT: 4-1 (1st Year)  
Career Record: 50-36 (8th Year)  
Last: Won 32-27 at TCU

## OPENING KICK

► In a matchup of the Big 12's two most successful programs, No. 6/5 Oklahoma (5-0, 2-0) meets No. 21/23 Texas (4-1, 2-0) for the 117th time on Saturday at 11 a.m. CT. The AT&T Red River Showdown, played in Dallas for the 93rd straight year, will be televised by ABC with **Chris Fowler**, **Kirk Herbstreit** and **Holly Rowe** announcing. OU is the designated visiting team.

► This is the third season in the last four both OU and Texas enter their October matchup ranked in the AP poll (prior to 2018 it had not been done since 2012). Including this season, the Sooners have been ranked in the AP poll at the time of the October meeting 15 of the last 16 years and in 20 of the last 22 seasons (OU was also ranked in the 2018 Big 12 Championship vs. Texas). UT was unranked when playing the Sooners from 2013 to 2017.

► This marks the 12th time in the last 13 matchups that OU is ranked higher in the AP poll than Texas (UT was 22nd last year while OU was not ranked).

► The Sooners are 15-7 against Texas since the start of the 2000 season and have outscored the Longhorns by 182 points in those 22 matchups.

► Dating back to the start of the 2012 season, Oklahoma is 44-8 (.846) in regular season games away from home. OU has scored at least 30 points in 45 of those 52 contests.

► OU has won 13 games in a row, which represents the 10th winning streak of at least 13 games in program history and the Sooners' longest since winning 14 straight over the 2016 and '17 seasons (last 10 games of 2016 and first four of '17). The 13-game streak is also the second-longest in the country, with only Alabama (19) owning a longer active streak. Just one other Power Five program (Iowa at 11) has a winning streak longer than nine games. OU's last loss came more than a full year ago (Oct. 3, 2020, at Iowa State).

► Oklahoma has won 14 Big 12 titles in the first 25 years of the league, with no other program winning more than three. All 14 of OU's Big 12 titles have come in the last 21 years, with no other program winning more than two during the span. Texas ranks second with three Big 12 titles (last one in 2009; OU has won eight since then).

► The Sooners have as many Big 12 titles the last six seasons (six) as they have lost games against Big 12 opponents (54-6 record; includes four Big 12 Championship games).

► Come Saturday, Oklahoma will have been Big 12 champion for 2,143 consecutive days.



Lincoln Riley, who is 4-1 vs. Texas as Oklahoma's head coach, picked up his 50th head coaching win Saturday in just his 58th game. Only College Football Hall of Famer Barry Switzer (56) reached 50 career wins at OU in fewer games (Hall of Famer Bud Wilkinson also did it in 58).

## BATTLE OF THE BEHEMOTHS

Oklahoma and Texas are two of the most storied programs in college football history:

	OU	UT	COMBINED
Seasons	127th	129th	256
Victories	922	927	1,849
National Titles	7	4	11
Conference Titles	50	28	78
Bowl Appearances	54	57	111
Heisman Winners	7	2	9
College HOF Inductees	27	23	50
First-Team All-Americans	167	117	284
Weeks in AP Poll	867	747	1,614
Weeks in AP Top 10	615	453	1,068
Weeks as AP No. 1	101	45	146

## 2021 SCHEDULE



TULANE  
Sept. 4  
11 a.m. CT  
W, 40-35



WESTERN CAROLINA  
Sept. 11  
6 p.m. CT  
W, 76-0



NEBRASKA  
Sept. 18  
11 a.m. CT  
W, 23-16



WEST VIRGINIA  
Sept. 25  
6:30 p.m. CT  
W, 16-13



@K-STATE  
Oct. 2  
2:30 p.m. CT  
W, 37-31



vs. TEXAS  
Oct. 9  
11 a.m. CT  
ABC



TCU  
Oct. 16  
11 or 6:30 CT  
FOX or ABC



@KANSAS  
Oct. 23



TEXAS TECH  
Oct. 30



@BAYLOR  
Nov. 13



IOWA STATE  
Nov. 20



@OKLA. STATE  
Nov. 27

**OU ATHLETICS COMMUNICATIONS FOOTBALL CONTACTS**



**MIKE HOUCK**  
Assistant AD/Communications  
Office: (405) 325-8227  
Cell: (405) 249-5892  
Email: mhouck@ou.edu



**ERIC HOLLIER**  
Associate Director  
Office: (405) 325-6449  
Cell: (405) 570-9228  
Email: ehollier@ou.edu



**PATRICK DUNN**  
Assistant Director  
Office (405) 325-4274  
Email: patrickjdunn@ou.edu

**HEAD COACH LINCOLN RILEY**

Alma Mater: Texas Tech, 2006  
Career Record: 50-8 (.862); 5th Year  
Record at OU: Same  
Regular Season Big 12 Record: 33-5 (.868)  
Overall Record vs. Big 12 Teams: 36-5 (.878)  
Big 12 Championships: 4  
College Football Playoff Appearances: 3  
Heisman Trophy Winners: 2  
No. 1 NFL Draft Picks: 2

**ASSISTANT COACHES**

	LOCATION
Alex Grinch (Defensive Coordinator/Safeties)	SL
Dennis Simmons (Asst. HC/Outside Receivers)	SL
Cale Gundy (Co-Off. Coord./Inside Receivers)	PB
Bill Bedenbaugh (Co-Off. Coord./Off. Line)	SL
Calvin Thibodeaux (Defensive Line)	SL
Roy Manning (Cornerbacks)	SL
Brian Odom (Inside Linebackers)	PB
Jamar Cain (Def. Ends/Outside Linebackers)	SL
DeMarco Murray (Running Backs)	SL
Joe Jon Finley (Assoc. HC Off./TEs & H-Backs)	SL

**TEAM HISTORY**

First Year: 1895 (this is 127th season)  
All-Time Record: 922-329-53 (.727)  
All-Time Conference Record: 516-156-22 (.759)  
All-Time Big 12 Record: 161-50 (.763)  
All-Time Bowl Record: 30-23-1 (.565)  
National Championships (AP): 7  
Years: 1950, '55, '56, '74, '75, '85, 2000  
Conference Championships: 50  
Big 12 Championships: 14  
2000, '02, '04, '06-08, '10, '12, '15-20  
Undefeated Seasons: 14  
10-Plus-Win Seasons: 40 (most in nation; tied)

**STADIUM INFORMATION**

Name: Gaylord Family – Oklahoma Memorial Stadium  
Field Name: Owen Field  
Capacity: 80,126  
Surface: Natural Grass  
First Year: 1923  
Record at Stadium: 408-88-16 (.813)

**UNIVERSITY INFORMATION**

Location: Norman, Okla.  
Founded: 1890  
Enrollment: 30,903  
Colors: Crimson and Cream  
President: Joseph Harroz Jr.  
Athletics Director: Joe Castiglione

► OU is 148-31 (.827) in regular season Big 12 play since the start of the 2000 season. That's 26 more wins than the program with the next most victories during that period (Texas; 122-57) and 46 more than the program with the third most (Oklahoma State; 102-78).

► **Lincoln Riley** picked up his 50th head coaching win Saturday at Kansas State against just eight losses. Only **Barry Switzer** (56) reached 50 victories at OU faster than 58 games (**Bud Wilkinson** also did it in 58 games while **Bob Stoops** did it in 59). Texas head coach Steve Sarkisian also notched his 50th win as a head coach Saturday at TCU. He owns a 50-36 career mark.

► Riley is 12-1 as OU head coach in games against AP-ranked Big 12 opponents. The only defeat came in 2018 when the No. 7 Sooners fell 48-45 to No. 19 Texas inside the Cotton Bowl.

**KEY STORYLINES**

► Texas is the only Big 12 program with a winning record against the Sooners. Oklahoma trails 62-49-5 in the series but owns a 28-20-3 advantage since 1971. In the Big 12 era, OU is 16-10 against the Longhorns and has won nine of the last 12 meetings and 15 of the last 22. The only other period Oklahoma won at least nine Red River matchups in a 12-or-fewer-game span was in the 1940s and '50s when **Bud Wilkinson's** Sooners won nine out of 11 meetings from 1948-58.

► Oklahoma has lost only six games against Big 12 opponents since the start of the 2015 season and two of the defeats have come to Texas (OU is 5-2 during the stretch against UT). The Longhorns downed No. 10 OU 28-20 in 2015 and kicked a late field goal for a 48-45 win over the No. 7 Sooners in 2018. OU's other Big 12 losses the past seven seasons came to Iowa State in 2017 and 2020 and to Kansas State in 2019 and 2020. None of the six defeats were by more than seven points.

► During their three-game winning streak over Texas, the Sooners have permitted only 329 rushing yards on 102 attempts for an average of 3.2 per carry. UT averaged 2.8 yards per rush in the 2018 Big 12 Championship and in the 2019 meeting, and 4.1 last year (1.7 through three quarters).

► Over the last two Red River Showdowns, OU has registered 15 sacks (for a loss of 87 yards) and 25 tackles for loss (104 yards). It limited Texas to 4.2 yards per play in 2019 and 4.9 in 2020. Sooners outside linebacker **Nik Bonitto** has 3.0 sacks and 3.5 TFLs over the last two matchups.

► Saturday's game will feature an Oklahoma run defense that has held all five opponents this season to 100 or fewer ground yards (79.4 average). Over OU's last 18 games, only one running back has rushed for 100 yards in a game against the Sooners (Iowa State's Breece Hall had 139 yards in the third game of last season). Meanwhile, Texas running back Bijan Robinson ranks second nationally with his 130.4 rushing yards per contest and ranks second in the Big 12 with seven rushing touchdowns. OU ranked 19th nationally last year by allowing 3.5 yards per rush and this year is permitting just 2.7 per carry to rank 12th in the country.

► The Sooners have committed only four turnovers through five games and rank 13th nationally with their +5 turnover margin on the season. Oklahoma has yet to lose a fumble (has only fumbled twice) this season while its opponents have fumbled 14 times and lost six. OU has also registered three interceptions.

► Oklahoma's defense has spent a lot of time in the opponent backfield this season. OU ranks 20th nationally with its 3.0 sacks per game and is 11th in the country with 8.0 tackles for loss per contest. Defensive linemen **Perrion Winfrey** and **Isaiah Thomas** are tied for fourth in the Big 12 with their 3.5 sacks while outside linebacker **Nik Bonitto** ranks 10th with 2.5. The Longhorns are permitting 1.8 sacks per outing.

**RECAPPING THE WIN AT KANSAS STATE** (STATS ON PAGE 37)

► Oklahoma upped a 13-10 halftime lead to a 34-17 advantage with 9:49 left in the fourth quarter and held on for a 37-31 win at Kansas State on Saturday to record its 27th victory in its last 29 true road games.

► The Sooners were particularly effective in the second and third quarters, gaining 308 yards and outscoring the Wildcats 24-10 in those two periods.

► **Spencer Rattler** completed 22 of 25 passes (88%) for 243 yards and two touchdowns on the day to improve to 14-2 as a starter. His touchdown passes went to tight end/H-back **Jeremiah Hall** (second of season, 10th of career) and receiver **Mike Woods** (second as a Sooner, 12th of career). Hall also rushed for his first career TD on a four-yard play in the second quarter.

► **Kennedy Brooks** registered season highs of 15 rushes and 91 rushing yards and notched his fourth rushing TD of the season (four-yarder to give OU a 20-10 lead).

► Receiver **Marvin Mims** paced OU with 71 receiving yards on a team high-tying four catches (17.8-yard average).

► Outside linebacker **Nik Bonitto**, who had 2.0 tackles for loss on the day, returned a fumble 70 yards on the game's opening possession to set a record for the longest in program history (the fumble was forced by defensive end **Reggie Grimes**). The previous record of 69 yards was set by defensive end Cory Heinecke (returned for a touchdown) at Air Force on Sept. 1, 2001. Bonitto's return set up a 40-yard **Gabe Brkic** field goal for a 3-0 lead. Brkic made all three of his field goal attempts (also connected on 27- and 47-yard tries).

**THE OU-TEXAS SERIES**

Texas owns a 62-49-5 all-time lead against Oklahoma, but the Sooners are 16-10 in the series since the Big 12 was formed before the 1996 season:

YEAR	SITE	OU/UT RANK	OU RESULT
2020**	N	NR/22	W, 53-45
2019	N	6/11	W, 34-27
2018^	N	5/9	W, 39-27
2018	N	7/19	L, 45-48
2017	N	12/NR	W, 29-24
2016	N	20/NR	W, 45-40
2015	N	10/NR	L, 17-24
2014	N	11/NR	W, 31-26
2013	N	12/NR	L, 20-36
2012	N	13/15	W, 63-21
2011	N	3/11	W, 55-17
2010	N	8/21	W, 28-20
2009	N	20/3	L, 13-16
2008	N	1/5	L, 35-45
2007	N	20/19	W, 28-21
2006	N	14/7	L, 10-28
2005	N	NR/2	L, 12-45
2004	N	2/5	W, 12-0
2003	N	1/11	W, 65-13
2002	N	2/3	W, 35-24
2001	N	3/5	W, 14-3
2000	N	10/11	W, 63-14
1999	N	NR/23	L, 28-38
1998	N	NR/NR	L, 3-34
1997	N	NR/NR	L, 24-27
1996*	N	NR/25	W, 30-27

^ Big 12 Championship (Arlington, TX)  
\* Overtime \*\* Four overtimes

**STREAKING SOONERS**

OU's 13-game winning streak is the 10th-longest in school history.

STREAK	YEARS	HEAD COACH
47	1953-57	Bud Wilkinson
31	1948-50	Bud Wilkinson
28	1973-75	Barry Switzer
20	2000-01	Bob Stoops
20	1986-87	Barry Switzer
18	2014-16	Bob Stoops
14	2016-17	Stoops/Riley
14	2002-03	Bob Stoops
14	1937-38	Tom Stidham
<b>13</b>	<b>2020-21</b>	<b>Lincoln Riley</b>

**TEAM STATS COMPARISON**

	OU	UT
Points/Game	38.4	43.8
Points Allowed/Game	19.0	24.0
1st Downs/Game	23.2	22.8
1st Downs Allowed/Game	18.6	20.2
Rush Yards/Game	155.0	268.6
Rush Yards Allowed/Game	79.4	172.4
Pass Yards/Game	278.4	204.2
Pass Yards Allowed/Game	241.4	224.4
Total Offense/Game	433.4	472.8
Total Defense/Game	320.8	396.8
INT Thrown/INT Made	4/3	3/3
Turnover Margin	+5	+3
Sacks By/Allowed/Game	3.0/1.8	2.0/1.8
3rd Down Off./Def.	47.3/34.7	55.2/39.7
Red Zone Off./Def.	96.4/77.8	92.3/73.7
Kickoff Return Average	25.8	19.7
Punt Return Average	5.0	16.9
Penalties/Yards Per Game	6.8/60.2	5.4/44.8
Field Goals	12-14	5-7

**NCAA RANKS COMPARISON**

	OU	UT
Points/Game	T15th	6th
Points Allowed/Game	T31st	T65th
First Downs/Game	T33rd	T40th
First Downs Allowed/Game	T52nd	78th
Rush Yards/Game	76th	5th
Rush Yards Allowed/Game	7th	92nd
Pass Yards/Game	30th	90th
Pass Yards Allowed/Game	81st	68th
Total Offense/Game	44th	21st
Total Defense/Game	43rd	81st
Turnover Margin	T13th	T35th
Sacks/Game	T20th	T72nd
Sacks Allowed/Game	T54th	T54th
3rd Down Offense	23rd	2nd
3rd Down Defense	T46th	T81st
Red Zone Offense	10th	31st
Red Zone Defense	T40th	32nd
Kickoff Return Average	25th	75th
Punt Return Average	T95th	11th

**2021 BIG 12 STANDINGS**

	BIG 12	OVERALL
<b>Oklahoma</b>	<b>2-0</b>	<b>5-0</b>
Oklahoma State	2-0	5-0
Texas	2-0	4-1
Baylor	2-1	4-1
Texas Tech	1-1	4-1
Iowa State	1-1	3-2
TCU	0-1	2-2
Kansas State	0-2	3-2
West Virginia	0-2	2-3
Kansas	0-2	1-4

**THIS WEEK'S BIG 12 SCHEDULE**

All times Central

Oklahoma vs. Texas, 11 a.m. (ABC)
West Virginia at Baylor, 11 a.m. (FS1)
TCU at Texas Tech, 6 p.m. (ESPN)

**NEXT WEEK'S BIG 12 SCHEDULE**

All times Central

TCU at Oklahoma
Texas Tech at Kansas
Iowa State at Kansas State
Oklahoma State at Texas
BYU at Baylor

► The Sooners scored points on each of their first five possessions and in seven of their eight series on the day. For the second time this season (also in the opener vs. Tulane), they did not punt.

► Defensive back **Justin Broiles** was credited with a game-high-tying nine tackles and a career-high 1.5 for loss. Linebacker **Brian Asamoah** also tallied nine stops, his second straight contest with nine total tackles.

► OU played without regular starting cornerback **Woodi Washington** and regular starting safety **Delarrin Turner-Yell** (both missed the game due to injury).

**LAST YEAR VS. TEXAS**

► Oklahoma held a 31-17 lead and limited Texas to 238 offensive yards through the game's first 55 1/2 minutes but needed four overtimes to win the highest-scoring Red River Showdown matchup in history, 53-45, on Oct. 10, 2020, in Dallas. Quarterback **Spencer Rattler** connected with receiver **Drake Stoops** on a 25-yard touchdown pass in the fourth overtime and then cornerback **Tre Brown** registered a game-ending interception in the end zone.

► The game was just the third involving at least one Big 12 team that went to four overtimes, and the first since 2011. It was the longest contest in OU history in terms of overtimes and duration (4:43).

► Junior running back **T.J. Pledger** registered career highs of 22 rushes, 131 rushing yards and two rushing TDs to earn Big 12 Offensive Player of the Week honors. He also caught two passes for 24 yards. Redshirt freshman **Marcus Major** ran 12 times for 43 yards and recorded his first career touchdown, a 7-yard rush in the second quarter.

► OU had four rushes of at least 20 yards in the game. Entering the day, the Sooners had only two rushes of at least 20 yards on the season.

► Rattler became just the third OU freshman quarterback starter to beat Texas, joining **Justin Fuente** in 1996 and **Sam Bradford** in 2007. He completed 23 of 35 passes for 209 yards and three touchdowns (one interception) while rushing 14 times for 51 yards and a 1-yard score.

► **Marvin Mims** (30-yarder in first quarter) and **Austin Stogner** (11-yarder in first overtime) registered OU's other TD catches. **Theo Wease**, who entered the game with seven receptions on the season and 15 for his career, caught a team-high eight passes for 56 yards. He also reeled in a two-point conversion pass in the last overtime for the game's final points.

► Texas entered the game allowing 0.7 sacks and 3.7 tackles for loss per game, but OU registered six and 10 on the day. Outside linebacker **Nik Bonitto** paced the team with 2.0 sacks.

► The Sooners recorded three takeaways on the day, their most since the second game of the 2019 season vs. South Dakota. Sophomore defensive back **Woodi Washington** logged his first career interception with 5:02 left in the fourth quarter and redshirt junior defensive end **Isaiah Thomas** recovered a fumble on Texas' second play of the game.

► For the first time since **Bob Stoops'** debut game as OU head coach vs. Indiana State in 1999, the Sooners blocked a punt (**David Ugwoegbu** in second quarter) and a field goal (**Perrion Winfrey** in third overtime).

**DEFENSE PLAYS BIG HAND IN 13-GAME WINNING STREAK**

► Oklahoma's defense has figured prominently in the program's 13-game winning streak that started on Oct. 10, 2020, against Texas. Here are some notes pertaining to the stretch:

► OU has held 12 of its last 13 opponents below a 50% third-down conversion rate (Kansas State converted 53% of its tries Saturday; the next highest during the 13-game stretch was 43% by Nebraska three games ago while the third highest was 36% by Texas Tech last year). Eight of the Sooners' last 10 opponents have failed to convert more than 31% of third downs. OU ranks sixth nationally during the time period with its 30.9 opponent third-down conversion rate. In fact, OU ranks third nationally in the category since the start of the 2019 season (defensive coordinator **Alex Grinch's** first year in Norman) with its 31.0% figure.

► The Sooners have totaled 46 sacks over their last 13 games to tie for first nationally since Oct. 10, 2020 (a total of 291 lost yards). In the same time frame, OU has registered 101 tackles for loss for an average of 7.8 per game and a total of 427 lost yards.

► Oklahoma has registered at least one takeaway in 11 straight games and in 12 of the last 13. It has multiple takeaways in eight of the last 13. OU is plus-14 in turnover margin (26 takeaways to 12 turnovers) during the 13-game winning streak and is plus-9 over its last eight contests.

► OU has 18 interceptions over its last 13 games to rank sixth nationally since Oct. 10, 2020.

**RILEY SECOND FASTEST TO 50 WINS**

At 50-8, Lincoln Riley is one of just six Sooners head coaches to reach 50 wins. Only College Football Hall of Famer Barry Switzer reached 50 victories at OU in fewer games.

PLAYER	FIRST YEAR	GAMES TO 50 WINS	TOTAL WINS
Barry Switzer	1973	56	157
<b>Lincoln Riley</b>	<b>2017</b>	<b>58</b>	<b>50</b>
Bud Wilkinson	1947	58	145
Bob Stoops	1999	59	190
Chuck Fairbanks	1967	66	52
Bennie Owen	1905	67	122

**MAJOR DEFENSIVE TURNAROUND**

Third-year defensive coordinator Alex Grinch has dramatically changed the course of Oklahoma's defense across the board. Below are OU's defensive cumulative stats for the two seasons before his arrival and for the three seasons under his direction.

CATEGORY	2017-18 (BEFORE)	2019-21 (WITH)
Opp. Points/Game	30.2	23.9
Opp. Yards/Game	424.3	348.4
Opp. Rush Yards/Game	158.1	114.3
Opp. Yards/Rush	4.2	3.6
Opp. Pass Yards/Game	266.2	234.0
Opp. Completion Pct.	62.2	59.3
Opp. Yards/Pass Attempt	8.0	6.9
Opp. Yards/Completion	12.8	11.7
Opp. Pass Effic. Rating	144.2	127.1
Opp. 3rd. Down Pct.	42.4	31.0
Sacks/Game	1.9	2.9

**THE OKLAHOMA 500**

Since Lincoln Riley arrived at OU ahead of the 2015 season, the Sooners have registered 500-plus yards of offense in an incredible 65% of their games (55 of 84). The program with the next highest percentage of 500-yard performances during the period is Ohio State (57%). Only seven programs have a rate of at least 45%:

PROGRAM	500+ YD GAMES	TOTAL GAMES	PCT.
<b>Oklahoma</b>	<b>55</b>	<b>84</b>	<b>65.5</b>
Ohio State	46	81	56.8
Clemson	46	91	50.5
Texas Tech	37	77	48.1
Alabama	43	90	47.8
Ole Miss	35	74	47.3
Memphis	39	83	47.0

**2021 PRESEASON HONORS**

**BRIAN ASAMOAH (R-JR., LB)**

Butkus Award Watch List

**NIK BONITTO (R-SR., OLB)**

Bednarik Award Watch List

Butkus Award Watch List

Nagurski Trophy Watch List

Preseason First-Team All-American (AP, Sporting News, Walter Camp, CBS Sports ESPN, PFF, USA Today)

Preseason All-Big 12

**GABE BRKIC (R-JR., K)**

Preseason Second-Team All-American (CBS Sports)

Preseason All-Big 12

Lou Groza Award Watch List

**KENNEDY BROOKS (R-JR., RB)**

Doak Walker Award Watch List

Preseason Second-Team All-American (CBS Sports)

Preseason All-Big 12

**PAT FIELDS (SR., S)**

Wuerffel Trophy Watch List

**ERIC GRAY (JR., RB)**

Doak Walker Award Watch List

Preseason Big 12 Newcomer of the Year

**JEREMIAH HALL (R-SR., TE/H-BACK)**

Allstate AFCA Good Works Team Nominee

Preseason All-Big 12

**MARQUIS HAYES (R-SR., OL)**

Outland Trophy Watch List

Preseason All-Big 12

**KASEY KELLEHER (R-SR., LS)**

Patrick Mannelly Award Watch List

**MARVIN MIMS (SO., WR)**

Maxwell Award Watch List

Biletnikoff Award Watch List

Paul Hornung Award Watch List

Preseason Second-Team All-American (Sporting News, Walter Camp, PFF)

Preseason All-Big 12

**WANYA MORRIS (JR., OL)**

Preseason All-Big 12

**SPENCER RATTLER (R-SO., QB)**

Maxwell Award Watch List

Walter Camp Player of the Year Watch List

Davey O'Brien Award Watch List

Manning Award Watch List

Preseason First-Team All-American (AP, Sporting News, Walter Camp, CBS Sports, ESPN, USA Today, PFF)

Preseason Big 12 Offensive Player of the Year

Preseason All-Big 12

**JALEN REDMOND (R-SO., DL)**

Lombardi Award Watch List

Preseason Second-Team All-American (PFF)

**TYRESE ROBINSON (R-SR., OL)**

Outland Trophy Watch List

**AUSTIN STOGNER (JR., TE/H-BACK)**

John Mackey Award Watch List

Lombardi Award Watch List

**ISIAIAH THOMAS (R-SR., DL)**

Bednarik Award Watch List

Nagurski Trophy Watch List

Preseason All-Big 12

**PERRION WINFREY (SR., DL)**

Nagurski Trophy Watch List

Outland Trophy Award Watch List

Preseason Second-Team All-American (The Athletic)

Preseason All-Big 12

**MICHAEL WOODS JR. (SR., WR)**

Biletnikoff Award Watch List

**2021 OFFENSIVE NOTES**

► The Sooners are one of nine teams nationally that have yet to lose a fumble this season. OU ranks 15th with its 38.4 points per contest.

► Among teams with at least 20 red zone trips this season, Oklahoma ranks second nationally with its 96.4% score rate (27 scores on 28 trips). Twenty-one of its 27 red zone scores (77.8%) have been touchdowns.

► Redshirt sophomore quarterback **Spencer Rattler** enters Saturday's game ranked first in the Big 12 in total offense (271.0 ypg), passing offense (252.0 ypg), completions (122; next most is 98), completion percentage (76.2; ranks second nationally) and passing touchdowns (10). He tied an OU record for TD passes in a half with five vs. Western Carolina (did not play in the second half) and has thrown at least one TD pass in all 16 of his career starts (14-2 record).

► Rattler has completed 37 of his last 41 pass attempts (90%; 22 of 25 Saturday at Kansas State and 15 of his last 16 against West Virginia).

► Receivers **Michael Woods II** and **Mario Williams** lead the squad and rank seventh in the Big 12 with 20 catches while another receiver, **Jadon Haselwood**, has 18 receptions (all three have two TD catches). Receiver **Marvin Mims** has 14 grabs for a team-high 264 yards (18.9 per catch).

► Haselwood, who missed all but three games last season due to injury, has made his first five career starts this year. He was the consensus No. 1 national receiver in the 2019 recruiting class, while Williams was ESPN's No. 1 receiver in the 2021 class.

► Mims, a preseason second-team All-American, set the OU freshman record for receiving touchdowns last year with nine, besting the former record of seven shared by **Mark Andrews** (2015) and **CeeDee Lamb** (2017). Mims has yet to catch a TD pass this season.

► Redshirt junior **Kennedy Brooks** and junior **Eric Gray** are OU's only scholarship running backs and have shared the bulk of the rushing workload this season. Gray, a transfer from Tennessee, has started all five games and has rushed 49 times for 245 yards (5.0 per carry; 49.0 yards per game) and has eight catches for 85 yards and a touchdown. Brooks has 54 carries for a team-high 318 yards (5.9 per carry; 63.6 yards per game) and four touchdowns. Walk-ons **Jaden Knowles** and **Todd Hudson** earned carries against Western Carolina and each scored two TDs.

**OU FOOT NOTES**

► During **Lincoln Riley's** four-plus-year head coaching career, Oklahoma ranks first in the Big 12 and fifth nationally with its 84.5% success rate on field goal attempts (87 for 103). Kansas State is the next best Big 12 school in the category during the span, ranking 16th at 80.2%.

► During the same period, the Sooners rank third nationally in PAT conversion percentage among teams with at least 150 attempts, converting 323 of 324 tries (99.7%). Only Georgia (239 for 239) and Virginia Tech (185 of 185) have a higher success rate.

► Redshirt junior kicker **Gabe Brkic**, who was a 2020 first-team All-Big 12 selection (coaches and AP) and a Lou Groza Award semifinalist, is 48 for 56 (.857) on career field goal attempts and has made all 120 of his PAT tries. The OU career record for field goal percentage is .833 (75 for 90) by **Michael Hunicutt** (2011-14). Brkic ranked third nationally last season by averaging 2.0 field goal makes per game and this year is averaging 2.2.

► Brkic is 11 for 13 on field goal attempts this season and is 4 for 5 on tries from over 50 yards. The longest field goal made this season nationally is 56 yards and Brkic has two of the four makes from that distance. He is one off the national lead with his eight makes from 50-plus yards since the start of the 2020 season (LSU's Cade York has nine) while no other player has made more than five 50-yarders. Brkic's nine career makes from 50 or farther are the most in OU history (next highest total is four). He also sits atop the Sooners' career chart with 17 makes from at least 40 yards.

► Redshirt senior punter **Michael Turk** transferred to OU from Arizona State in August and earned the starting job. The 2019 and '20 first-team All-Pac-12 selection averaged 46.2 yards per punt over the last two seasons and totaled 28 boots that went at least 50 yards. He has only punted eight times this year and is averaging 46.5 yards per punt (has four punts over 50 yards).

**OU'S BIG 12 DOMINATION**

► Oklahoma's win over Iowa State in the 2020 Big 12 Championship resulted in the Sooners' sixth straight Big 12 title and 14th since 2000 (no other program has won more than two during the span). For perspective, the two Power Five programs with the next most conference titles this millennium are Ohio State (11 in Big Ten) and Oregon (eight in Pac-10/Pac-12).

► The Sooners' 14 Big 12 titles are 11 more than the program with the next most. Texas has won three Big 12 championships and is followed by Baylor, Kansas State and Nebraska (two each), and Colorado, Oklahoma State, TCU and Texas A&M (one each). Colorado and Nebraska left the Big 12 after the 2010 season and Texas A&M departed after the 2011 campaign.

► Since 2010, OU has won eight Big 12 titles and is followed by Baylor (two) and Kansas State, Oklahoma State and TCU (one each).

**LONGEST ACTIVE WINNING STREAKS**

Oklahoma has won its last 13 games, good for the nation's second-longest active streak.

PROGRAM	GAMES
Alabama	19
<b>Oklahoma</b>	<b>13</b>
Iowa	11
Georgia	9
Penn State	9
BYU	7
Kentucky	7
Oklahoma State	7

**RILEY AMONG LEGENDS**

OU is the only program nationally that can boast four coaches who each registered at least 100 career wins (Bennie Owen, 122; Bud Wilkinson, 145; Barry Switzer, 157; Bob Stoops, 190). And now current head coach Lincoln Riley is halfway to 100 victories after just 58 games.

COACH	YRS AT OU	CAREER WIN%
Lincoln Riley	2017-	.862
Barry Switzer	1973-88	.837
Bud Wilkinson	1947-63	.826
Bob Stoops	1999-16	.798
Bennie Owen	1905-26	.677

**SETTING THE STANDARD**

Oklahoma entered the season averaging a staggering 7.7 yards per play since **Lincoln Riley** arrived in Norman in 2015, two-thirds of a yard more than the program with the next-highest total. Here are the top 10 programs in the category over the last five years:

PROGRAM	YDS/PLAY
<b>Oklahoma</b>	<b>7.70</b>
Alabama	7.01
Ole Miss	6.70
Memphis	6.65
Ohio State	6.65
Clemson	6.61
Louisville	6.58
North Carolina	6.55
Toledo	6.51
Oklahoma State	6.49

**POWER FIVE CONFERENCE TITLES SINCE 2000**

1. Oklahoma	14
2. Ohio State	11
3. Oregon	8
4. Alabama	7
Clemson	7
Florida State	7
7. USC	6
8. LSU	5
9. Virginia Tech	4
10. Nine programs	3

**FINAL AP TOP-25 APPEARANCES SINCE 2000**

1. Oklahoma	19
2. Ohio State	18
3. LSU	17
4. Georgia	16
5. Alabama	15
Clemson	15
7. Florida State	14
Texas	14
Wisconsin	14
10. Michigan, Oregon, Virginia Tech	13

**HEISMAN FINALISTS SINCE 2000**

1. Oklahoma	10
2. Alabama	8
3. Stanford	5
Florida	5
5. USC	4

**MOST TDs SINCE START OF 2015**

1. Alabama (90 games)	494
2. Oklahoma (84 games)	478
3. Clemson (91 games)	469
4. Ohio State (81 games)	444
5. Memphis (83 games)	423

**ACTIVE BOWL STREAKS**

1. Georgia	24
2. Oklahoma	22
3. Wisconsin	19
4. Alabama	17
5. Clemson	16

**MOST ALL-TIME 10-OR-MORE-WIN SEASONS**

1. Oklahoma	40
Alabama	40
3. Michigan	29
4. Ohio State	28
5. Nebraska	27
USC	27

**MOST WINS SINCE END OF WORLD WAR II (1946-PRESENT)**

1. Oklahoma	678
2. Alabama	638
3. Ohio State	632
4. Penn State	621
5. Texas	608
6. Nebraska	599
7. Michigan	590
8. Georgia	588
9. USC	581
10. Tennessee	567

► Oklahoma is the only program to win at least three straight Big 12 titles, and it has done so twice (2006-08 and 2015-20). Baylor (2013-14) is the only other program to win two Big 12 championships in a row.

► At 11-1, the Sooners are the only program with a winning record in Big 12 Championship games. Texas has the next best mark at 3-3.

► Since **Lincoln Riley** came to Norman as offensive coordinator in 2015, OU has posted a 49-6 (.891) record in regular season Big 12 play. The next best mark during the period is 36-20 (.643) by Oklahoma State.

**MORE CONFERENCE TITLE TIDBITS**

► Oklahoma and Clemson are each riding streaks of six outright conference championships. The last current Power Five program to win at least six straight outright league titles was OU when it claimed 12 Big Six/Seven crowns in a row under legendary **Bud Wilkinson** (1948-59).

► Every OU freshman class from 1999-2019 has won at least one Big 12 championship and all but the 2011 freshman class have won at least two. The 2015, 2016 and 2017 freshman classes each won four Big 12 titles.

► OU leads the nation with its 50 all-time conference titles and is followed by Nebraska (46), Michigan (42), Ohio State (39) and USC (37).

**YEAR THREE OF "SPEED D"**

► Hired in January 2019, coordinator and safeties coach **Alex Grinch**, who was a 2019 Broyles Award semifinalist, has overseen major improvement on the defensive side of the ball in his three seasons in Norman.

► OU ranked third nationally last season in interceptions (16), fourth in opponent third-down conversion percentage (27.9), sixth in sacks per game (3.6), ninth in rushing defense (105.1 ypg) and passing defense efficiency rating (112.9), 16th in tackles for loss per game (7.5) and 29th in total defense (350.6 ypg) and scoring defense (21.7 ppg).

► Grinch's unit was particularly stingy down the stretch in 2020. After Nov. 1 (five games), OU led the nation in interceptions per game (2.2) and ranked second in sacks per game (4.0) and passing defense efficiency rating (94.5), fourth in opponent third-down conversion percentage (25.0), sixth in scoring defense (15.4 ppg), eighth in passing yards per attempt (5.4), ninth in opponent passing completion percentage (51.4), 14th in rushing yards per game (112.2) and 18th in rushing yards per carry (3.4).

► Oklahoma's 1.45 interceptions per game last season were its second most in the last 17 years (1.53 in 2015). The team's 16 interceptions were its most in a season since registering 20 in 2015 (13 games) and were three more than it registered over the 2018 (six) and 2019 (seven) seasons combined. And from the second quarter of the Dec. 5 game vs. Baylor through the first quarter of the Dec. 30 Cotton Bowl vs. Florida, the Sooners registered eight interceptions over an eight-quarter stretch (two vs. Baylor, three vs. Iowa State and three vs. Florida).

► OU has allowed opponents to score on their opening drive of a game just seven times in its 30 contests under Grinch. Eighteen of the 30 opponent opening drives have lasted five plays or less.

► In its 30 games under Grinch, Oklahoma has allowed only three opponent wide receivers to register at least 100 receiving yards in a game (Kansas' Stephon Robinson and LSU's Justin Jefferson in 2019; Iowa State's Xavier Hutchinson in last season's Big 12 Championship).

**OFFENSE HAS ROLLED UNDER RILEY**

► Oklahoma owns the nation's most productive offense since the start of the 2015 season, which was **Lincoln Riley's** first year as OU's offensive coordinator. Riley still calls plays in his fifth year as head coach.

► Since the start of the 2015 campaign, OU ranks first nationally in scoring (44.1 ppg; next most is 42.0), total offense (539.8; next most is 500.6), yards per play (7.6), TDs from scrimmage (461), pass efficiency rating (184.3; next best is 174.3) and completion percentage (69.4). It ranks third in passing offense (318.4) and ninth in rushing offense (221.3). No other program during the span ranks in the top 15 in passing and rushing offense.

► In 84 games since the start of the 2015 season, OU has registered at least 500 yards of total offense 55 times (next most is 46), including in 45 of the last 67 outings, topped the 600-yard mark on 27 occasions and gone over 700 yards seven times. Similarly, OU has scored at least 30 points in 72 of 84 games since Riley's arrival, at least 40 points 52 times, at least 50 points 30 times and at least 60 points 11 times.

**SEVEN NAMED PRESEASON ALL-AMERICANS**

► Seven Sooners earned 2021 preseason All-America honors from at least one organization or media outlet. They are outside linebacker **Nik Bonitto**, kicker **Gabe Brkic**, running back **Kennedy Brooks**, wide receiver **Marvin Mims**, quarterback **Spencer Rattler** and defensive linemen **Jalen Redmond** and **Perrion Winfrey**.

► Bonitto, a redshirt junior, gathered preseason first-team All-America honors from the AP, Sporting News, Walter Camp Foundation, CBS Sports, ESPN, PFF and USA Today. He was a 2020 first-team PFF and second-team AP All-American, was credited by PFF with the nation's top pressure rate (25.7%; the next highest nationally was 22.3%).

► Also a redshirt junior, Brkic was a preseason second-team All-American by CBS Sports. The 2020 first-team All-Big 12 selection was also a first-team All-American by CBS Sports as a redshirt freshman in 2019.

**HERE'S THE KICKER**

Redshirt junior kicker Gabe Brkic sits atop OU's career chart for field goal conversion percentage with his .857 mark.

PLAYER	FG-FGA	PCT.
1. Gabe Brkic (2018-present)	48-56	.857
2. Michael Hunnicutt (2011-14)	75-90	.833
3. Garrett Hartley (2004-07)	47-58	.810
4. Jimmy Stevens (2008-11)	42-52	.808
5. Austin Seibert (2015-18)	63-79	.797

**BIG 12 CHAMPIONSHIPS WON**

SCHOOL	TOTAL	YEARS
Oklahoma	14	('00, '02, '04, '06-08, '10, '12, '15-20)
Texas	3	('96, '05, '09)
Baylor	2	('13-14)
Kansas State	2	('03, '12)
Nebraska	2	('97, '99)
Colorado	1	('01)
Oklahoma State	1	('11)
TCU	1	('14)
Texas A&M	1	('98)

**BEST RECORDS SINCE 2015**

SCHOOL	RECORD
1. Alabama	84-6
2. Clemson	82-9
3. Ohio State	72-9
4. Oklahoma	72-12
5. Appalachian State	67-16

**2021 TEAM CAPTAINS**

Oklahoma's 2021 team captains were announced Aug. 30 following a team vote (Isaiah Thomas was added Sept. 10). This marks the second straight season Pat Fields earned the nod from his teammates.

No.	Name	Class	Pos.
10	Pat Fields	Sr.	S
27	Jeremiah Hall	R-Sr.	TE/H
19	Caleb Kelly	R-Sr.*	OLB
7	Spencer Rattler	R-So.	QB
95	Isaiah Thomas	R-Sr.	DL

\*Super senior

**RILEY SECURES ANOTHER TOP RECRUITING CLASS**

Oklahoma head coach Lincoln Riley assembled a 16-member 2021 recruiting class, with all signees inking during the December period. The class ranked No. 11 nationally by 247Sports and No. 13 by ESPN and Rivals. It was the consensus No. 1 class in the Big 12 and rated as fourth- and fifth-best nationally by Rivals and 247Sports, respectively, in terms of average ranking per player.

Of the 16 signees, three were ranked as five-star prospects on a five-star scale by 247Sports, ESPN or Rivals, while 12 earned four-star designation from at least one of those outlets.

Fifteen of the 16 signees were high schoolers and the other was a junior college product. The signees hail from seven states as well as Washington, D.C. Nine were classified as defensive players, six were offensive players and one — Billy Bowman — was labeled an "athlete," as he played extensively on both sides of the ball.

The state of Texas produced the most OU signees with six, while Oklahoma, Florida and Virginia each produced two. The Sooners also signed one player each from Illinois, Maryland, Oregon and Washington, D.C.

Ten of the Sooners' signees enrolled at OU for the spring semester and participated in team activities. They are defensive back Bowman, defensive lineman Isaiah Coe (junior college product), defensive end Ethan Downs, receiver Cody Jackson, cornerback Latrell McCutchin, safety Jordan Mukes, defensive end/outside linebacker Nathan Rawlins-Kibonge, outside linebacker Clayton Smith (five-star by Rivals), quarterback Caleb Williams (consensus No. 1 QB nationally and five-star by 247Sports and Rivals) and receiver Mario Williams (five-star by Rivals).

**2021 OU RECRUITING CLASS**

No.	Name	Class	Pos.
5	Billy Bowman	Fr.	DB
59	Savion Byrd	Fr.	OL
94	Isaiah Coe	Jr.	DL
40	Ethan Downs	Fr.	DE
14	Jalil Farooq	Fr.	WR
44	Kelvin Gilliam	Fr.	DL
17	Damond Harmon	Fr.	DB
6	Cody Jackson	Fr.	WR
7	Latrell McCutchin	Fr.	CB
75	Cullen Montgomery	Fr.	OL
29	Jordan Mukes	Fr.	DB
35	Nathan Rawlins-Kibonge	Fr.	DE/OLB
20	Clayton Smith	Fr.	OLB
28	Danny Stutsman	Fr.	LB
13	Caleb Williams	Fr.	QB
4	Mario Williams	Fr.	WR

► Brooks is back in 2021 after opting to sit out in 2020. The redshirt junior was named to PFF's preseason second-team All-America squad after turning in 1,000-yard rushing seasons in 2018 and '19. He entered this season ranked first nationally among returning players in yards per rush (7.54; minimum 250 carries).

► Mims was a preseason second-team All-American by Sporting News, the Walter Camp Foundation and PFF. He shined last year when he became the first wide receiver in OU history to earn FWAA Freshman All-America status.

► Named the 2020 national freshman of the year by CBS Sports, Rattler was a preseason first-team All-American according to the AP, Sporting News, CBS Sports, ESPN, USA Today and PFF. He started all 11 games last season and became just the second OU quarterback to earn FWAA Freshman All-America honors (**Sam Bradford** was the other).

► Winfrey, a senior and preseason second-team All-American by The Athletic, was a 2020 second-team All-Big 12 selection by the league's head coaches. He was rated the No. 1 junior college recruit in the country in the 2020 class by 247Sports and ESPN.

► A preseason second-team All-American by PFF, Redmond opted to sit out the 2020 season after leading OU in 2019 with 6.5 sacks and ranking third with 11.0 tackles for loss.

**QBU CONTINUES**

► Oklahoma's top two signal callers, redshirt sophomore **Spencer Rattler** (2019) and freshman **Caleb Williams** (2021), were each regarded as the consensus No. 1 quarterbacks in their recruiting classes and were named Elite 11 MVPs.

► A consensus 2021 preseason All-American and the Big 12 Preseason Offensive Player of the Year, Rattler was OU's fourth starting quarterback in four seasons (**Baker Mayfield** and **Kyler Murray** won the 2017 and '18 Heisman Trophy while **Jalen Hurts** was 2019 runner-up). Rattler was named national freshman of the year by CBS Sports last season after completing 67.5% of his passes for 3,031 yards (275.5 per game) and 28 touchdowns vs. seven interceptions. He also rushed for 160 yards and six TDs. His 92.5 passing grade by PFF ranked third nationally behind BYU's Zach Wilson and Heisman finalist Mac Jones of Alabama.

► Over OU's last seven games last year (all wins), Rattler threw 15 TD passes and only two interceptions.

► Rattler led the nation's freshmen in passing touchdowns, passing offense and total offense (290.1 ypg). Among all players who played at least six games, he ranked eighth in passing TDs, ninth in yards per pass attempt (9.6), 10th in pass efficiency rating (172.6), 14th in completion percentage, 15th in passing offense and 16th in yards per completion (14.2).

► Williams, a 2021 OU mid-year enrollee, was ranked as the nation's No. 1 overall player in the 2021 recruiting class by SI All-American, No. 5 by Rivals, No. 7 by 247Sports and No. 16 by ESPN.

► Williams' high school team did not play a 2020 fall season due to the pandemic, but he was a two-time All-Washington Catholic Athletic Conference selection and the 2019 MVP as a junior. That year he threw for 1,770 yards and 19 touchdowns as a junior while rushing for 838 yards and 18 scores.

► Williams has seen action in three games this season. He is 6 for 11 through the air for 102 yards (long of 57) and has rushed five times for 61 yards (long of 59). He scored on a one-yard rush in his lone play in the opener vs. Tulane.

**"AIR RAID" A MISNOMER**

► Fans and media have often referred to Oklahoma's offense under **Lincoln Riley** as the "Air Raid." The label is not exactly accurate, however, as the Sooners have rushed more than they've thrown in each of the six years since Riley arrived in Norman, and that's counting plays in which the quarterback was sacked as pass plays (officially they are recorded as rushes). OU's rushing play percentage was 52.6 in 2015, 57.7 in 2016, 53.1 in 2017, 54.7 in 2018, 57.3 in 2019 and 50.6 last year.

► Since Riley joined the OU program as offensive coordinator before the 2015 season, the Sooners rank first nationally in passing efficiency rating (184.3; next best is 174.3), second in yards per pass attempt (10.4) and third in passing yards per game (318.4). But during the same span, OU also paces the nation with eight individual 1,000-yard rushing seasons (**Samaje Perine** in 2015, Perine and **Joe Mixon** in 2016, **Rodney Anderson** in 2017, **Kennedy Brooks** and **Kyler Murray** in 2018 and Brooks and **Jalen Hurts** in 2019).

► OU also leads the country with 12 individual running back seasons of 6.0 or more yards per carry (min. 50 carries per season) during Riley's time in Norman.

**RILEY'S FAST START**

► The FBS's youngest head coach (33) at the time of his hiring, **Lincoln Riley** became just the fifth mentor in FBS history with no previous head-coaching experience at a four-year college to win at least 12 games in his debut season. At 24-4, 36-6 and 45-8, he also holds the OU record for most wins by a head coach in his first two, three and four seasons (**Barry Switzer** held the records of 21 and 32, and **Bob Stoops** held the record of 43). He needs six more wins to set the outright record for most victories in the first five years of an OU coaching career (Stoops holds that standard with 55 [1999-03]).

► Riley is the only person to ever win an outright FBS conference title in each of his first four seasons as a collegiate head coach.

► No one in the previous 125 years won more games in their first three seasons as a college head coach than Riley did from 2017-19. Penn's George Woodruff (1892-94) was the last to win more than 36 games in his first three seasons.

**OU SINCE RILEY ARRIVED IN 2015 (2015-16 Offensive Coord.; 2017-20 Head Coach)**

- 72-12 overall record (.857); 49-6 Big 12 (.891)
- 25-2 true road record
- Six Big 12 championships
- 2015, '17, '18 and '19 College Football Playoff
- 2016 Sugar Bowl, 2020 Cotton Bowl titles
- Ranks first nationally in scoring (44.1 ppg), total offense (539.8 ypg; next most is 500.6), pass efficiency rating (184.3; next best is 174.3), TDs from scrimmage (461) and completion percentage (69.4).
- Set FBS single-season team pass efficiency rating records (193.8 in 2016, 202.7 in 2017)
- 2016 Biletnikoff Award (Dede Westbrook); 2017 Heisman Trophy (Baker Mayfield); 2017 Mackey Award (Mark Andrews); 2018 Heisman Trophy (Kyler Murray)
- Twelve first-team All-Americans

### SOONERS WHO HAVE GRADUATED

**KENNEDY BROOKS (R-JR., RB)**

Criminology

**ROBERT CONGEL (R-SR., OL)**

Urban and regional development

**JEREMIAH HALL (R-SR., TE/H-BACK)**

Health and exercise science

**MARQUIS HAYES (R-SR., OL)**

Human relations

**SPENCER JONES (R-SR., QB/HOLDER)**

Communication

**CALEB KELLY (R-SR., OLB)**

Communication (bachelor's degree)

Administrative leadership (master's degree)

**BRYAN MEAD (R-SR., LB)**

Health and exercise science

**TANNER SCHAFFER (R-SR., QB)**

Management

**LARON STOKES (SR., DL)**

Human relations

**ERIK SWENSON (R-SR., OL)**

Management

**MICHAEL TURK (R-SR., P)**

Liberal studies

**MICHAEL WOODS (SR., WR)**

Recreation and sports management

<sup>^</sup> Denotes "super senior"

### STOOPS TO BE INDUCTED INTO CFB HALL OF FAME IN DECEMBER

The owner of the most wins in Oklahoma football history and engineer of 10 Big 12 Conference titles and the 2000 national championship, former head coach **Bob Stoops** was named to the 2021 College Football Hall of Fame Class by the National Football Foundation (NFF) and College Hall of Fame in his first year of eligibility.

Stoops, former Florida A&M head coach Rudy Hubbard and 11 former players will be inducted into the College Hall of Fame during the 63rd NFF Annual Awards Dinner on Dec. 7 alongside the 2020 Hall of Fame Class (the 2020 event was canceled due to COVID-19). This year's group was named to the class from a national ballot of 78 players and seven coaches from the Football Bowl Subdivision and 99 players and 33 coaches from the divisional ranks.

Hired Dec. 1, 1998, Stoops posted a 190-48 (.798) record at OU and coached the Sooners to a school-record 18 consecutive bowl berths. He was the only coach in the BCS era to win the Fiesta Bowl, Orange Bowl, Rose Bowl, Sugar Bowl and the national championship, and accumulated more victories over his first 18 seasons than any coach in the game's history.

The Youngstown, Ohio, native guided the Sooners to the most wins of any Power Five program between 1999 to 2016 and led OU to double-digit victories in 14 of his 18 seasons (most nationally during the stretch) and to at least eight wins in each of his last 17 campaigns (good for the longest streak in the nation at the time of his retirement). Seven of his squads finished in the AP top five, including each of the last two, while three more finished No. 6.

### HEISMAN U

► Quarterbacks **Baker Mayfield** and **Kyler Murray** became Oklahoma's sixth and seventh Heisman Trophy winners in 2017 and '18, respectively, moving the Sooners into a tie with Notre Dame and Ohio State for the most Heisman winners. Other OU winners were QB **Sam Bradford** in 2008, QB **Jason White** in 2003, RB **Billy Sims** in 1978, RB **Steve Owens** in 1969 and RB **Billy Vessels** in 1952.

► Quarterback **Jalen Hurts** was the 2019 Heisman Trophy runner-up and became Oklahoma's 11th Heisman finalist, most of any school (finalists were first named in 1982). Alabama ranks second with 10 finalists, Miami (Fla.) ranks third with nine, Florida ranks fourth with eight and Ohio State ranks fifth with seven.

► OU boasts 10 Heisman finalists in the last 20 years (since 2000), which is two more than the school with the next most during that span (Alabama has six) and five more than the one with the third most (Stanford has five).

► Oklahoma is the first program to ever produce five Heisman finalists in a four-year period (Hurts in 2019 [runner-up], Murray in 2018 [won], Mayfield in 2017 [won] and Mayfield [finished third] and receiver **Dede Westbrook** [finished fourth] in 2016). With Mayfield's and Murray's wins, OU is the only program to produce different quarterback winners in consecutive seasons.

► OU is tied for the most Heisman runners-up, as well (six). OU's second-place Heisman finishers were **Kurt Burris** (1954), **Greg Pruitt** (1972), **Sims** (1979), **Josh Heupel** (2000), **Adrian Peterson** (2004) and Hurts (2019).

► Oklahoma has produced four Heisman Trophy winners in the last 18 years. Only three other programs have produced four winners ever.

► An OU quarterback finished in the top four of Heisman voting in each of **Lincoln Riley's** first five years with the Sooners (Mayfield fourth in 2015, third in 2016 and first in 2017; Murray first in 2018; Hurst second in 2019).

### COLLEGE FOOTBALL'S BEST

► During the modern era of college football (since the end of World War II), the Sooners are the nation's No. 1 team with more wins (678) than any other program (next most is 638 by Alabama).

► Oklahoma is the highest-scoring program in college football history with 37,048 points (in 1,304 games).

► OU leads all FBS programs with 50 all-time conference championships. The rest of the top five includes Nebraska (46), Michigan (42), Ohio State (39) and USC (37). The Sooners' 14 league titles since 2000 are the most among Power Five programs (Ohio State ranks second with 11).

► No program has more all-time 10-win seasons than Oklahoma, which is tied with Alabama with 40 (OU has a nation-leading 17 10-win campaigns since 2000). In addition, OU's 26 seasons with at least 11 wins are the most in college football history.

► Since former head coach **Bob Stoops** arrived in Norman in 1999, OU leads all Power Five conference programs in wins (240) and points scored (11,493).

### EXTRA POINTS

► "ESPN College GameDay" will air from Dallas on Saturday, marking the 39th time the show will have been on hand for a game involving Oklahoma. Only Alabama (50 times), Ohio State (50) and Florida (41) have been featured more often than OU, and the Sooners are 25-13 in such games. This marks College GameDay's seventh appearance at a Red River Showdown contest (OU is 3-3) and first since 2018.

► Oklahoma has 47 players on its team who hail from the state of Texas (most of any state).

► OU is 41-4 all-time as the No. 6-ranked team in the AP poll and 3-1 vs. Texas as the No. 6 squad. It is 22-7-2 against the Longhorns when ranked in the AP's top 6 at the time of competition.

► The Sooners are tied for second nationally this season with their nine forced fumbles and are tied for sixth with their six fumble recoveries. They had three forced fumbles and three fumble recoveries all of last season.

► Redshirt senior linebacker **Bryan Mead** played in his 56th career game two weeks ago against West Virginia to break the previous school record of 55 games that was held by former quarterback and holder Connor McGinnis. Mead has now played in 57 contests.

► Redshirt senior defensive lineman **Isaiah Thomas** has recorded at least half a tackle for loss in 15 of the last 16 games (14-game streak was snapped vs. West Virginia two games ago). Since the start of the 2020 season, Thomas has OU highs of 16.5 tackles for loss and 12.0 sacks. He has 4.5 TFLs this season (3.5 sacks) and is tied for seventh nationally with his two forced fumbles.

► The Sooners have outscored their opponents by a combined 61-6 margin in the second quarter this season.

► Second-year OU running backs coach **DeMarco Murray** played in four Red River Showdowns (2007-10), accounting for 670 all-purpose yards (254 rushing yards [three touchdowns], 203 receiving yards and 220 kickoff return yards). He was particularly effective in OU's two wins, rushing 17 times for 128 yards and a TD as a freshman in a 28-21 victory and rushing 25 times for 115 yards and two scores as a senior in a 28-20 triumph.

► OU head coach **Lincoln Riley** turned 38 on Sept. 5. He was the youngest FBS head coach (33) at the time of his hiring in 2017 and is the seventh-youngest today.

### CFP APPEARANCES

Oklahoma has made four appearances in the seven-year history of the College Football Playoff, all in the last six seasons. It is the only Big 12 program to qualify for the event.

PROGRAM	CFPs
Alabama	6
Clemson	6
<b>Oklahoma</b>	<b>4</b>
Ohio State	4
Notre Dame	2
Six programs	1

### MOST CONFERENCE TITLES

Oklahoma leads all of college football with its 50 conference championships.

PROGRAM	TITLES
<b>Oklahoma</b>	<b>50</b>
Nebraska	46
Michigan	42
Ohio State	39
USC	37

### MORE THAN AN AIR RAID

Since Lincoln Riley arrived at OU in 2015, the Sooners lead the nation with their eight individual 1,000-yard rushing seasons (Samaje Perine in 2015, Perine and Joe Mixon in 2016, Rodney Anderson in 2017, Kennedy Brooks and Kyler Murray in 2018 and Brooks and Jalen Hurts in 2019).

PROGRAM	1,000-YD RUSHING SEASONS
<b>Oklahoma</b>	<b>8</b>
Appalachian State	7
Georgia	7
Navy	7
12 programs	5

# GAYLORD FAMILY OKLAHOMA MEMORIAL STADIUM



OU's \$160 million stadium renovation and modernization project bowled in the south end of the facility and added premium seating and a 62-foot-by-38-foot video board.

## OKLAHOMA'S PALACE ON THE PRAIRIE

► Gaylord Family — Oklahoma Memorial Stadium is one of America's most recognized college football cathedrals. Situated on the east side of the Norman campus, this historical facility is the largest sports arena in the state and ranks among the 18 largest on-campus facilities in the nation.

► In 1921, University of Oklahoma students started a movement for construction of a student union. By 1925, the idea had grown to include a combined football stadium/student union. In the original architect's drawings, the north end of the proposed structure was strikingly similar to the present Oklahoma Memorial Union, which eventually was constructed separately when head coach and athletics director Bennie Owen suggested it would be best to raise funds for a union and a stadium.

► The field is named Owen Field after Owen, who became a charter member of the National Football Hall of Fame. The first game played at the site took place Oct. 20, 1923 (a 63-7 win over Washington, Mo.).

► In 1925, the first contest was played in front of the new stands on the west side of the field. The 16,000-seat Oklahoma Memorial Stadium, named in honor of University personnel who died in World War I, was erected at a cost of approximately \$293,000.

► Expansions increased the stadium's capacity to 32,000 (1929), 55,000 (1949), 61,836 (1957), 71,187 (1975), 75,004 (1980), 72,765 (1998), 82,112 (2003) and 83,489 (2016). With last year's widening of aisles and some seats, capacity dropped to 80,126.

► In July, 1970 the original natural grass surface was removed and artificial turf was installed. That tartan turf was replaced with super turf before the 1981 season. Owen Field returned to grass in 1994.

## RECENT RENOVATION

► The OU Board of Regents approved a proposal from OU Athletics on June 25, 2014, to proceed with the development of plans and projects for a major renovation and modernization of the stadium at an estimated cost of \$160 million. The project was carried out entirely from Athletics Department-generated capital funds, bond funds and other private sources.

► The first phase of the building project was completed prior to the 2016 home opener with a focus on the south end zone. The most visible aspect is a completed south end zone seating bowl, a feature that initially increased the seating capacity to 83,489.

► The seating bowl features an expanded concourse, additional restrooms and concessions, and other amenities. The new structure features 22 suites, 60 open-air loge boxes and 1,976 club seats. Club patrons also benefit from two new clubs.

► Among the most unique features of the new south end zone facility are a pair of open-air fan plazas, one each in the southwest and southeast corners. They each measure at slightly more than 3,000 square feet each and feature a view directly to the game field.

► All student-athlete services in the new building were moved to the ground floor. That space, completed this past summer, includes a new locker room, strength and conditioning area, training room, nutrition center, meeting rooms and the equipment operation. The third floor of the building houses all of the football offices and the team's video department.

► The weight room nearly tripled in size to 26,600 square feet and includes a 70-yard turfed, indoor speed and agility training area. The athletic training room also grew substantially to nearly 10,000 square feet.

► A significantly larger and more detailed video board has replaced the old video board above the north end zone for 2018. The new board is 62 feet x 38 feet (2,356 square feet).

### STADIUM QUICK FACTS

First Game:	Oct. 20, 1923
Result:	OU 63, Washington (Mo.) 7
OU's Stadium Record:	408-88-16 (.813)
Field Name:	Owen Field
Capacity:	80,126
Surface:	Natural Grass
Record Crowd:	88,308 (11/11/17 vs. TCU)

### OU'S STADIUM BESTS

#### INDIVIDUAL

Rushing Yards:	427, Samaje Perine vs. Kansas, 2014
Passing Yards:	500, Landry Jones vs. Okla. State, 2012
Receiving Yards:	208, Ryan Broyles vs. Colorado, 2010
Tackles:	28, Kenneth Murray vs. Army, 2018
Interceptions:	3 (three players)
Sacks:	5, Cedric Jones vs. Texas Tech, 1994

#### TEAM

Rushing Yards:	768 vs. Kansas State, 1988
Passing Yards:	512 vs. Oklahoma State, 2012
Total Yards:	829 vs. Kansas State, 1988
Points:	79 vs. North Texas, 2007
First Downs:	44 vs. Oklahoma State, 2012





# LINCOLN RILEY

**FIFTH SEASON AS HEAD COACH • 50-8 RECORD (.862) • 2018 CO-BIG 12 COACH OF THE YEAR  
 MOST OU WINS IN DEBUT SEASON (12), FIRST TWO (24), THREE (36) AND FOUR SEASONS (45)  
 DIRECTED SOONERS TO FOUR BIG 12 TITLES AND THREE COLLEGE FOOTBALL PLAYOFF BERTHS  
 HAS PRODUCED TWO HEISMAN TROPHY WINNERS AND TWO NO. 1 OVERALL NFL DRAFT PICKS**

**A**fter presiding over two of the most prolific offenses in OU history as offensive coordinator and quarterbacks coach in 2015 and 2016, Lincoln Riley took over the program's head coaching reins on June 7, 2017, following the retirement of one of the most accomplished coaches of the last quarter century in Bob Stoops. OU's 22nd head coach, all Riley has done in his first four years is lead the Sooners to their 11th, 12th, 13th and 14th Big 12 titles and to four New Year's Six bowl berths (three College Football Playoffs). He was also named the 2018 Co-Big 12 Coach of the Year.

The Football Bowl Subdivision's youngest head coach (33) at the time of his hiring, Riley became just the fifth mentor in FBS history with no previous head-coaching experience at a four-year college to win at least 12 games in his debut season. At 24-4, 36-6 and 45-8, he also holds the OU records for most wins by a head coach in his first two, three and four seasons (Barry Switzer held the records of 21 and 32; while Bob Stoops held the record of 43). And he is the only coach to ever win an outright FBS conference championship in each of his first four seasons as a collegiate head coach.

Originally from the 5,000-person West Texas town of Muleshoe, Riley, who continues to call Oklahoma's offensive plays as head coach, has made his name as perhaps the best up-and-coming star in college football by overseeing an explosive — and balanced — OU offense the last six seasons.

Since the start of 2015, OU ranks first nationally in scoring (44.1 ppg; next most is 42.0), total offense (539.8; next most is 500.6), yards per play (7.6), touchdowns from scrimmage (461), pass efficiency rating (184.3; next best is 174.3), completion percentage (69.4), second in yards per pass attempt (10.4), third in passing offense (318.4) and ninth in rushing offense (221.3). With that kind of production, it's no surprise the Sooners have posted a 72-12 (.857) record since his arrival (49-6 in Big 12 play). OU's overall mark since 2015 is fourth best nationally, with only Alabama (84-6), Clemson (82-9) and Ohio State (72-9) having better records.

Individual player honors and accomplishments have poured in under Riley, highlighted by quarterbacks Baker Mayfield and Kyler Murray becoming OU's sixth and seventh Heisman Trophy winners in 2017 and 2018. QB Jalen Hurts was the 2019 Heisman runner-up. Mayfield also won the Maxwell, Davey O'Brien, Manning and Walter Camp Player of the Year Awards, was named AP Player of the Year and was the No. 1 overall pick in the 2018 NFL Draft. Murray also won the O'Brien and Manning Awards, was named AP Player of the Year and was the No. 1 overall pick in the 2019 NFL Draft. Receiver Dede Westbrook finished fourth in Heisman voting in 2016 and became OU's first winner of the Biletnikoff Award, while tight end Mark Andrews claimed the school's first Mackey Award in 2017. Eight Sooners have earned first-team All-America honors the last three years. Running back Joe Mixon set the OU single-season record with 2,331 all-purpose yards in 2016, while backfield mate Samaje Perine set the school career rushing record with 4,122 yards in only three seasons.

Oklahoma's newest head man joined the Sooners in January 2015 after a highly successful five-year stint as offensive coordinator and quarterbacks coach under Ruffin McNeill at East Carolina from 2010-14. With OU looking for a new play caller and wanting to get back to the up-tempo attack it helped make mainstream, Riley was the perfect hire.

At East Carolina, Riley installed and directed a spread offensive scheme that made an immediate impact as the Pirates set more than 50 team or individual offensive school records in his five seasons with the program. His squads recorded the top five passing seasons in school history and the top four marks for total offense in a season.

He spent his final season with the Pirates serving in the role of assistant head coach/offensive coordinator/quarterbacks coach in 2014 as the team ranked third in the nation in passing offense (371.9 ypg) and was fifth in total offense (533.0 ypg). With Riley calling the shots, the Pirates set a single-season school record with 6,929 yards of total offense.

Riley's East Carolina offensive units routinely earned national top-10 rankings in major statistical categories such as passing offense (third in 2014, eighth in 2010), scoring offense (fifth in 2014, eighth in 2013), third-down conversion percentage (seventh in 2013) and red zone scoring efficiency (third in 2012, fifth in 2010).

Among his notable pupils, Riley helped transform a pair of East Carolina wide receivers into the most productive pass catchers in FBS history. He guided walk-on Justin Hardy to 387 career catches, breaking the NCAA record previously held by OU's Ryan Broyles (349). Hardy's 4,541 career receiving yards rank third all-time in FBS annals as he flourished in Riley's offense, registering three 1,000-yard seasons at ECU that culminated with a 121-catch, 1,494-yard year as a senior in 2014. Riley also coached recent second-round NFL draft selection Zay Jones for the first two years of his career. Jones went on to break Hardy's record and is the NCAA's leader in career receptions (399) and receptions in a season (158 in 2016).

In addition to overseeing Mayfield's and Murray's record-setting careers, Riley also developed dynamic quarterbacks Dominique Davis and Shane Carden at ECU. Conference USA's 2010 Newcomer of the Year, Davis set ECU career marks for completions and TD passes despite playing just two seasons. Davis ranked second among FBS signal callers with 393 completions and 46 total touchdowns in 2010. He set an NCAA record with 36 straight completions in 2011.

Carden took over the job in 2012 and went on to break the majority of Davis' records, becoming the first 4,000-yard passer in program history and setting single-season standards for completion percentage (70.5 in 2013) and passing yards (4,736 in 2014). Carden earned Conference USA MVP honors in 2013 and was the American Conference's Offensive Player of the Year in 2014. He led all FBS passers with 392 completions in 2014.

Prior to East Carolina, Riley spent seven seasons on the staff at Texas Tech, where he was part of seven bowl teams and five bowl wins. During that span, Red Raiders quarterbacks won NCAA passing titles in 2003, 2004, 2005 and 2007. A walk-on quarterback at Tech during the spring and summer of 2003 who then became a student coach, Riley immersed himself in head coach Mike Leach's offense and worked his way into a full-time position as wide receivers coach in 2007. He served as inside receivers coach in 2008 and '09, and eventually called plays as interim offensive coordinator in the 2010 Alamo Bowl, where the Red Raiders racked up 579 yards in a 41-31 victory over Michigan State to cap the 2009 season.

Under Riley's guidance in 2007, wide receiver Michael Crabtree won the Biletnikoff Award after smashing Big 12 records and NCAA freshman standards with 134 receptions for 1,962 yards. Crabtree also accumulated 22 touchdown catches his first season. In fact, wide receiver Danny Amendola joined Crabtree that year as Texas Tech receivers who each amassed 100-catch, 1,000-yard efforts.

A 2006 Texas Tech graduate who earned a Bachelor of Science degree in exercise and sport sciences, Riley and his wife, Caitlin, have two daughters, Sloan and Stella.

## THE RILEY FILE

Hometown.....Muleshoe, Texas  
 High School.....Muleshoe, 2002  
 College.....Texas Tech, 2006  
 Family.....Wife, Caitlin  
 .....Daughters, Sloan and Stella

## AS OU HEAD COACH

Years.....5th  
 Record.....50-8  
 vs. Big 12 Teams.....36-5  
 Home Record.....26-2  
 Road Record.....16-2  
 Neutral Site Record.....8-4  
 vs. AP Top 25.....14-4  
 Big 12 Championships.....4  
 New Year's Six Bowl Appearances.....4  
 CFP Appearances.....3

## COACHING HISTORY

**2017-Present: Oklahoma**  
 Head Coach, Quarterbacks  
**2015-16: Oklahoma**  
 Offensive Coordinator, Quarterbacks  
**2014: East Carolina**  
 Asst. Head Coach, Offensive Coordinator,  
 Quarterbacks  
**2010-13: East Carolina**  
 Offensive Coordinator, Quarterbacks  
**2008-09: Texas Tech**  
 Inside Receivers  
**2007: Texas Tech**  
 Wide Receivers  
**2006: Texas Tech**  
 Offensive Assistant  
**2003-05: Texas Tech**  
 Student Assistant/Offense

## BOWLS COACHED (17)

2020.....Cotton.....Oklahoma  
 2019.....Peach (CFP).....Oklahoma  
 2018.....Orange (CFP).....Oklahoma  
 2018.....Rose (CFP).....Oklahoma  
 2017.....Sugar.....Oklahoma  
 2015.....Orange (CFP).....Oklahoma  
 2015.....Birmingham.....East Carolina  
 2013.....Beef 'O' Brady's.....East Carolina  
 2012.....New Orleans.....East Carolina  
 2010.....Military.....East Carolina  
 2010.....Alamo.....Texas Tech  
 2009.....Cotton.....Texas Tech  
 2008.....Gator.....Texas Tech  
 2006.....Insight.....Texas Tech  
 2006.....Cotton.....Texas Tech  
 2004.....Holiday.....Texas Tech  
 2003.....Houston.....Texas Tech

# OKLAHOMA COACHING STAFF



**Lincoln Riley**  
Head Coach/Quarterbacks  
*Seventh Season at OU*  
*Fifth Season as Head Coach*



**Alex Grinch**  
Defensive Coordinator/Safeties  
*Third Season at OU*




**Dennis Simmons**  
Asst. Head Coach/Passing Game  
Coord./Outside Receivers  
*Seventh Season at OU*



**Cale Gundy**  
Co-Offensive Coordinator/  
Inside Receivers  
*23rd Season at OU*



**Bill Bedenbaugh**  
Co-Offensive Coordinator/  
Offensive Line  
*Ninth Season at OU*



**Calvin Thibodeaux**  
Defensive Line  
*Sixth Season at OU*



**Roy Manning**  
Cornerbacks  
*Third Season at OU*



**Brian Odom**  
Inside Linebackers  
*Third Season at OU*




**Jamar Cain**  
Defensive Ends/Outside  
Linebackers  
*Second Season at OU*



**DeMarco Murray**  
Running Backs  
*Second Season at OU*



**Joe Jon Finley**  
Assoc. Head Coach Offense/  
Tight Ends and H-Backs  
*First Season at OU*



**Bennie Wylie**  
Director of Sports  
Performance for Football  
*Fourth Season at OU*

No.	Player	Pos.	Ht.	Wt.	Yr.	Hometown (Previous School)
0	Eric Gray	RB	5-9	206	Jr.	Memphis, Tenn. (University of Tennessee)
0	Woodi Washington*	CB	5-11	191	R-So.	Murfreesboro, Tenn. (Oakland HS)
1	Joshua Eaton*	CB	6-2	186	So.	Houston, Texas (Aldine MacArthur HS)
1	Tanner Schafer*	QB	6-3	200	R-Sr.^	Canadian, Texas (Canadian HS)
2	David Ugwoegbu**	LB	6-4	248	Jr.	Katy, Texas (Seven Lakes HS)
3	Jamal Morris*	LB	6-2	215	R-So.	Houston, Texas (Fort Bend Bush HS)
4	Jaden Davis**	CB	5-10	185	Jr.	Fort Lauderdale, Fla. (St. Thomas Aquinas HS)
4	Marion Williams	WR	5-9	186	Fr.	Tampa, Fla. (Plant City HS)
5	Micah Bowns	QB	5-11	192	R-Fr.	Las Vegas, Nev. (Penn State University)
5	Billy Bowman	DB	5-10	188	Fr.	Denton, Texas (Ryan HS)
6	Cody Jackson	WR	5-11	180	Fr.	Richmond, Texas (Foster HS)
7	Latrell McCutchin	CB	6-1	185	Fr.	Austin, Texas (LBJ Early College HS)
7	Spencer Rattler*	QB	6-1	200	R-So.	Phoenix, Ariz. (Pinnacle HS)
8	Perrion Winfrey*	DL	6-4	292	Sr.	Maywood, Ill. (Iowa Western CC)
8	Michael Woods II	WR	6-1	198	Sr.	Magnolia, Texas (University of Arkansas)
9	D.J. Graham*	CB	6-0	193	So.	Fort Worth, Texas (Keller Central HS)
9	Brayden Willis***	TE/H	6-4	235	Sr.	Arlington, Texas (James Martin HS)
10	Pat Fields***	S	6-0	204	Sr.	Tulsa, Okla. (Union HS)
10	Theo Wease**	WR	6-2	200	Jr.	Allen, Texas (Allen HS)
11	Nik Bonitto**	OLB	6-3	240	R-Jr.	Fort Lauderdale, Fla. (St. Thomas Aquinas HS)
11	Jadon Haselwood*	WR	6-3	202	R-So.	Ellenwood, Ga. (Cedar Grove HS)
12	Key Lawrence	DB	6-1	208	So.	Nashville, Tenn. (University of Tennessee)
12	Drake Stoops**	WR	5-10	190	R-Jr.	Norman, Okla. (Norman North HS)
13	Shane Whittier*	LB	6-1	225	So.	Burlington, N.C. (Walter M. Williams HS)
13	Caleb Williams	QB	6-1	218	Fr.	Washington, D.C. (Gonzaga College HS)
14	Jalil Farooq	WR	6-1	203	Fr.	Lanham, Md. (Dr. Henry A. Wise Jr. HS)
14	Reggie Grimes*	DE	6-4	258	So.	Antioch, Tenn. (Ravenwood HS)
15	Ben Harris	QB	6-1	204	Fr.	Midwest City, Okla. (Carl Albert HS)
15	Bryson Washington	S	6-2	190	R-Fr.	Los Angeles, Calif. (C.E. King HS [TX])
16	Brian Darby*	WR	6-0	200	So.	College Station, Texas (A&M Consolidated HS)
16	Justin Harrington	DB	6-2	212	R-Jr.	Raleigh, N.C. (Bakersfield [Calif.] CC)
17	Diamond Harmon	DB	6-0	169	Fr.	Richmond, Va. (Highland Springs HS)
17	Marvin Mims*	WR	5-11	177	So.	Frisco, Texas (Lone Star HS)
18	Austin Stogner**	TE/H	6-6	251	Jr.	Plano, Texas (Prestonwood Christian School)
19	Caleb Kelly***	OLB	6-3	232	R-Sr.^	Fresno, Calif. (Clovis West HS)
19	Ralph Rucker	QB	6-0	206	Fr.	Lucas, Texas (Lovejoy HS)
20	Clayton Smith	OLB	6-4	232	Fr.	Queen City, Texas (Texas HS)
21	Marcellus Crutchfield	WR	5-11	190	R-Fr.	Tampa, Fla. (Tampa Catholic HS)
21	Kendall Dennis	DB	5-10	186	R-Fr.	Lakeland, Fla. (Lakeland HS)
22	Jeremiah Criddell*	DB	5-11	198	R-So.	Santa Ana, Calif. (Mater Dei HS)
23	Todd Hudson	RB	5-7	180	R-So.	League City, Texas (Clear Springs HS)
23	DaShaun White***	LB	6-0	225	Sr.	North Richland Hills, Texas (Richland HS)
24	Brian Asamoah**	LB	6-1	228	R-Jr.	Columbus, Ohio (Saint Francis De Sales HS)
24	Marcus Major*	RB	5-11	222	R-So.	Oklahoma City, Okla. (Millwood HS)
25	Justin Broiles**	DB	5-10	192	R-Sr.	Oklahoma City, Okla. (John Marshall HS)
25	Jaden Knowles	RB	5-7	195	R-Jr.	Kennedale, Texas (Southwestern Okla. State Univ.)
26	Kennedy Brooks*	RB	5-11	215	R-Jr.	Mansfield, Texas (Mansfield HS)
26	Caleb Murphy	DB	6-0	207	R-Jr.	Colleyville, Texas (Colleyville Heritage HS)
27	Jeremiah Hall***	TE/H	6-2	248	R-Sr.	Charlotte, N.C. (Zebulon B. Vance HS)
28	Danny Stutsman	LB	6-3	229	Fr.	Windermere, Fla. (Foundation Academy)
29	Jordan Mukes	DB	6-1	205	Fr.	Midwest City, Okla. (Choctaw HS)
30	Tyson Al-Jbour	RB	6-0	196	R-Fr.	Ardmore, Okla. (Plainview HS)
30	Brynden Walker*	OLB	6-2	243	So.	Oklahoma City, Okla. (Bishop McGuinness HS)
31	Jalen Redmond*	DL	6-2	279	R-So.	Midwest City, Okla. (Midwest City HS)
31	Jackson Sumlin	TE/H	6-1	213	R-Fr.	Tucson, Ariz. (Salpointe Catholic HS)
32	Delarrin Turner-Yell***	S	5-11	200	Sr.	Hempstead, Texas (Hempstead HS)
33	Marcus Stripling**	DE/OLB	6-3	242	Jr.	Houston, Texas (Mayde Creek HS)
34	Dorian Plumley	DB	6-0	182	Fr.	El Reno, Okla. (El Reno HS)
34	Zach Schmit	K/P	5-10	183	R-Fr.	Oklahoma City, Okla. (Bishop McGuinness HS)
35	Nathan Rawlins-Kibonge	DE/OLB	6-5	260	Fr.	Portland, Ore. (Jefferson HS)
36	Josh Plaster	K/P	6-0	184	R-So.	Flower Mound, Texas (Arizona State Univ.)
36	Ty Taylor	CB	5-11	176	R-Jr.	La Marque, Texas (Abilene Christian University)
37	Michael Turk	P	6-0	230	R-Sr.	Dallas, Texas (Arizona State University)
38	Bryan Mead****	LB	6-2	223	R-Sr.^	Owasso, Okla. (Rejoice Christian HS)
39	Doug Collins	DB	6-0	203	R-Jr.	Norman, Okla. (Emporia State)
40	Ethan Downs	DE	6-4	257	Fr.	Weatherford, Okla. (Weatherford HS)
41	Jake McCoy*	LB	6-3	223	R-So.	Edmond, Okla. (Edmond North HS)
42	Noah Arinze	DL	6-5	256	R-Fr.	Kirkwood, Mo. (Webster Groves HS)
43	Ryan Peoples*	CB	5-11	190	R-Jr.	Norman, Okla. (Oklahoma City CC)
44	Kelvin Gilliam	DL	6-2	254	Fr.	Richmond, Va. (Highland Springs HS)
45	Joseph Weté*	LB	6-4	230	R-So.	Washington, D.C. (Gonzaga HS)
46	Reeves Mundschau**	P	6-0	184	R-Sr.	New Braunfels, Texas (Canyon HS)
47	Gabe Brkic**	K/P	6-3	201	R-Jr.	Chardon, Ohio (Notre Dame-Cathedral Latin HS)

No.	Player	Pos.	Ht.	Wt.	Yr.	Hometown (Previous School)
48	Eric Windham	CB	5-10	195	R-So.	Southlake, Texas (Carroll Senior HS)
49	Pierce Hudgens	DB	6-1	207	R-Fr.	Flower Mound, Texas (Flower Mound HS)
50	Jake Mann	LS	5-9	220	Fr.	Chapel Hill, N.C. (Northwood HS)
51	Kasey Kelleher***	LS	5-10	235	R-Sr.	Peninsula, Ohio (Woodridge HS)
52	Tyrese Robinson***	OL	6-3	324	R-Sr.	McKinney, Texas (Boyd HS)
53	Caden Hendren	LB	6-0	186	Fr.	Piedmont, Okla. (Piedmont HS)
54	Marquis Hayes**	OL	6-5	324	R-Sr.	St. Louis, Mo. (Pattonville HS)
55	Aaryn Parks	OL	6-5	301	R-Fr.	Seat Pleasant, Md. (National Christian Academy)
56	Chris Murray*	OL	6-1	301	R-Fr.	Palmdale, Calif. (UCLA)
57	Maureese Wren	OLB	6-3	227	R-Jr.	Mesquite, Texas (Texas State University)
58	Ethan Lane	LS	6-0	230	R-Fr.	Dallas, Texas (Jesuit College Prep. School of Dallas)
59	Savion Byrd	OL	6-5	315	Fr.	Cedar Hill, Texas (Duncanville HS)
61	Ian McIver**	OL	6-4	309	R-Sr.	Keller, Texas (Central HS)
64	Wanya Morris	OL	6-5	312	Jr.	Grayson, Ga. (University of Tennessee)
65	Finley Felix*	OL	6-5	294	R-Sr.	Fort Myers, Fla. (Coffeyville [Kan.] CC)
66	Robert Congel	OL	6-4	326	R-Sr.	Greenwood Village, Colo. (Univ. of Arizona)
69	Nate Anderson	OL	6-5	293	R-Fr.	Frisco, Texas (Rick Reedy HS)
70	Brey Walker**	OL	6-6	356	R-Jr.	Moore, Okla. (Westmoore HS)
71	Anton Harrison*	OL	6-5	309	So.	Washington, D.C. (Archbishop Carroll HS)
73	Andrew Raym*	OL	6-4	315	So.	Broken Arrow, Okla. (Broken Arrow HS)
74	Marcus Alexander	OL	6-3	340	R-So.	Sunnyvale, Texas (Sunnyvale HS)
75	Cullen Montgomery	OL	6-4	362	Fr.	Pearland, Texas (Episcopal HS)
77	Erik Swenson**	OL	6-6	328	R-Sr.^	Downers Grove, Ill. (Downers Grove South HS)
78	Marcus Hicks	OL	6-5	285	R-So.	Wichita, Kan. (Northwest HS)
79	Darrell Simpson	OL	6-7	358	R-Jr.	Justin, Texas (Northwest HS)
80	Kayhon Russell	TE/H	6-1	190	Fr.	Oklahoma City, Okla. (Putnam City North HS)
81	Trevon West	WR	6-0	170	So.	Arlington, Texas (Lamar HS)
82	Adrian Scott	WR	6-0	170	Fr.	Oklahoma City, Okla. (Putnam City HS)
83	Major Melson	WR	5-9	176	R-Fr.	Mansfield, Texas (Legacy HS)
84	Davion Curtis	WR	6-0	200	R-Sr.^	Temple, Texas (McNeese State University)
85	Devin Staton*	WR	6-1	202	R-Jr.	Katy, Texas (Cinco Ranch HS)
86	Colt Atkinson*	WR	6-0	171	R-Sr.	Denton, Texas (Trinity Valley CC)
87	Spencer Jones**	QB	6-1	202	R-Sr.^	Nashville, Tenn. (Liberty University)
88	Jordan Kelley*	DL	6-3	284	R-Jr.	Tulsa, Okla. (Union HS)
88	Nasir Kemper	WR	6-0	187	Fr.	Lawton, Okla. (MacArthur HS)
89	Damon Smith	WR	6-1	192	R-So.	Keller, Texas (Keller HS)
90	Josh Ellison*	DL	6-2	283	Jr.	College Station, Texas (Blinn College)
91	Dominique Jones	DL	6-1	292	R-Sr.^	Oklahoma City, Okla. (Okla. State University)
92	Kori Roberson*	DL	6-3	287	R-So.	Houston, Texas (Manvel HS)
93	Reed Lindsey	DL	6-4	270	R-So.	Clinton, Okla. (Clinton HS)
94	Isaiah Coe	DL	6-0	292	Jr.	Homewood, Ill. (Iowa Western CC)
95	Isaiah Thomas***	DL	6-5	266	R-Sr.	Tulsa, Okla. (Memorial HS)
96	LaRon Stokes**	DL	6-4	275	Sr.^	Tulsa, Okla. (Northeastern Oklahoma A&M)
98	Hayden Bray	DL	6-4	275	Fr.	Austin, Texas (Westlake HS)

**PRONUNCIATION GUIDE**

Noah Arinze	uh-RIN-zay	Ian McIver	EE-un
Brian Asamoah	ah-suh-MO-uh	Wanya Morris	WAHN-yay
Nik Bonitto	bo-NEE-toe	Jordan Mukes	MYUKES
Gabe Brkic	BUR-kitch	Reeves Mundschau	MUND-chaw
Savion Byrd	SAY-vee-ahn	Nathan Rawlins-Kibonge	kee-BONG-gay
Robert Congel	CON-jull	Andrew Raym	RAIM
Jeremiah Criddell	crih-DELL	Kori Roberson	RO-ber-son
Jalil Farooq	juh-LIL fuh-RUKE	Devin Staton	STAYT-in
Finley Felix	FEE-lix	Danny Stutsman	STUHTS-min
Carsten Groos	same as the word "gross"	Delarrin Turner-Yell	duh-LAIR-ee-in
Diamond Harmon	DAY-mond	David Ugwoegbu	uh-GWAY-boo
Anton Harrison	AN-tahn	Brynden Walker	BRIN-din
Jadon Haselwood	JAY-din HAY-zel-wood	Theo Wease	WEESE
Marquis Hayes	mar-KEESE	Trevon West	TRAY-von
Kasey Kelleher	KELL-uh-her	Joseph Weté	WEH-tay
Nasir Kemper	nuh-SEER	Perrion Winfrey	PAIR-ee-ahn
Latrell McCutchin	luh-TRELL		

\* Indicates number of letters earned at Oklahoma  
 ^ Indicates "super senior" (was also a senior in 2020)  
 Last updated Sept. 29, 2021  
 Weights as of July 7, 2021

No.	Player	Pos.	Ht.	Wt.	Yr.	Hometown (Previous School)
74	Marcus Alexander	OL	6-3	340	R-So.	Sunnyvale, Texas (Sunnyvale HS)
30	Tyson Al-Jbour	RB	6-0	196	R-Fr.	Ardmore, Okla. (Plainville HS)
69	Nate Anderson	OL	6-5	293	R-Fr.	Frisco, Texas (Rick Reedley HS)
42	Noah Arinze	DL	6-5	256	R-Fr.	Kirkwood, Mo. (Webster Groves HS)
24	Brian Asamoah**	LB	6-1	228	R-Jr.	Columbus, Ohio (Saint Francis De Sales HS)
86	Colt Atkinson*	WR	6-0	171	R-Sr.	Denton, Texas (Trinity Valley CC)
11	Nik Bonitto**	OLB	6-3	240	R-Jr.	Fort Lauderdale, Fla. (St. Thomas Aquinas HS)
5	Micah Bowns	QB	5-11	192	R-Fr.	Las Vegas, Nev. (Penn State University)
5	Billy Bowman	DB	5-10	188	Fr.	Denton, Texas (Ryan HS)
98	Hayden Bray	DL	6-4	275	Fr.	Austin, Texas (Westlake HS)
47	Gabe Brkic**	K/P	6-3	201	R-Jr.	Chardon, Ohio (Notre Dame-Cathedral Latin HS)
25	Justin Broiles***	DB	5-10	192	R-Sr.	Oklahoma City, Okla. (John Marshall HS)
26	Kennedy Brooks*	RB	5-11	215	R-Jr.	Mansfield, Texas (Mansfield HS)
59	Savion Byrd	OL	6-5	315	Fr.	Cedar Hill, Texas (Duncanville HS)
94	Isaiah Coe	DL	6-0	292	Jr.	Homewood, Ill. (Iowa Western CC)
39	Doug Collins	DB	6-0	203	R-Jr.	Norman, Okla. (Emporia State)
66	Robert Congel	OL	6-4	326	R-Sr.	Greenwood Village, Colo. (Univ. of Arizona)
22	Jeremiah Criddlel*	DB	5-11	198	R-So.	Santa Ana, Calif. (Mater Dei HS)
21	Marcellus Crutchfield	WR	5-11	190	R-Fr.	Tampa, Fla. (Tampa Catholic HS)
16	Brian Darby*	WR	6-0	200	So.	College Station, Texas (A&M Consolidated HS)
4	Jaden Davis**	CB	5-10	185	Jr.	Fort Lauderdale, Fla. (St. Thomas Aquinas HS)
21	Kendall Dennis	DB	5-10	186	R-Fr.	Lakeland, Fla. (Lakeland HS)
40	Ethan Dennis	DE	6-4	257	Fr.	Weatherford, Okla. (Weatherford HS)
1	Joshua Eaton*	CB	6-1	186	So.	Houston, Texas (Aldine MacArthur HS)
90	Josh Ellison*	DL	6-2	283	Jr.	College Station, Texas (Blinn College)
14	Jalil Farooq	WR	6-1	203	Fr.	Lanham, Md. (Dr. Henry A. Wise Jr. HS)
65	Finley Felix*	OL	6-5	294	R-Sr.	Fort Myers, Fla. (Coffeyville [Kan.] CC)
10	Pat Fields***	S	6-0	204	Sr.	Tulsa, Okla. (Union HS)
44	Kelvin Gilliam	DL	6-2	254	Fr.	Richmond, Va. (Highland Springs HS)
9	D.J. Graham*	CB	6-0	193	So.	Fort Worth, Texas (Keller Central HS)
0	Eric Gray	RB	5-9	206	Jr.	Memphis, Tenn. (University of Tennessee)
14	Reggie Grimes*	DE	6-4	258	So.	Antioch, Tenn. (Ravenwood HS)
84	Carsten Groos	TE/H	6-4	227	R-Fr.	Austin, Texas (Anderson HS)
27	Jeremiah Hall***	TE/H	6-2	248	R-Sr.	Charlotte, N.C. (Zebulon B. Vance HS)
17	Diamond Harmon	DB	6-0	169	Fr.	Richmond, Va. (Highland Springs HS)
16	Justin Harrington	DB	6-2	212	R-Jr.	Raleigh, N.C. (Bakersfield [Calif.] CC)
15	Ben Harris	QB	6-1	204	Fr.	Midwest City, Okla. (Carl Albert HS)
71	Anton Harrison*	OL	6-5	309	So.	Washington, D.C. (Archbishop Carroll HS)
11	Jadon Haselwood*	WR	6-3	202	R-So.	Ellenwood, Ga. (Cedar Grove HS)
54	Marquis Hayes**	OL	6-5	324	R-Sr.	St. Louis, Mo. (Pattonville HS)
53	Caden Hendren	LB	6-0	186	Fr.	Piedmont, Okla. (Piedmont HS)
78	Marcus Hicks	OL	6-5	285	R-So.	Wichita, Kan. (Northwest HS)
49	Pierce Hudgens	DB	6-1	207	R-Fr.	Flower Mound, Texas (Flower Mound HS)
23	Todd Hudson	RB	5-7	180	R-So.	League City, Texas (Clear Springs HS)
6	Cody Jackson	WR	5-11	180	Fr.	Richmond, Texas (Foster HS)
91	Dominique Jones	DL	6-1	292	R-Sr.*	Oklahoma City, Okla. (Okla. State University)
87	Spencer Jones**	QB	6-1	202	R-Sr.*	Nashville, Tenn. (Liberty University)
51	Kasey Kelleher***	LS	5-10	235	R-Sr.	Peninsula, Ohio (Woodridge HS)
88	Jordan Kelley*	DL	6-3	284	R-Jr.	Tulsa, Okla. (Union HS)
19	Caleb Kelly**	OLB	6-3	232	R-Sr.*	Fresno, Calif. (Clovis West HS)
88	Nasir Kemper	WR	6-0	187	Fr.	Lawton, Okla. (MacArthur HS)
25	Jaden Knowles	RB	5-7	195	R-Jr.	Kennedale, Texas (Southwestern Okla. State Univ.)
58	Ethan Lane	LS	6-0	230	R-Fr.	Dallas, Texas (Jesuit College Prep. School of Dallas)
12	Key Lawrence	DB	6-1	208	So.	Nashville, Tenn. (University of Tennessee)
93	Reed Lindsey	DL	6-4	270	R-So.	Clinton, Okla. (Clinton HS)
24	Marcus Major*	RB	5-11	222	R-So.	Oklahoma City, Okla. (Millwood HS)
50	Jake Mann	LS	5-9	220	Fr.	Chapel Hill, N.C. (Northwood HS)
41	Jake McCoy*	LB	6-3	223	R-So.	Edmond, Okla. (Edmond North HS)
7	Latrell McCutchin	CB	6-1	185	Fr.	Austin, Texas (LBJ Early College HS)
61	Ian McIver**	OL	6-4	309	R-Sr.	Keller, Texas (Central HS)
38	Bryan Mead***	LB	6-2	223	R-Sr.*	Owasso, Okla. (Rejoice Christian HS)
83	Major Melson	WR	5-9	176	R-Fr.	Mansfield, Texas (Legacy HS)
17	Marvin Mims*	WR	5-11	177	So.	Frisco, Texas (Lone Star HS)
75	Cullen Montgomery	OL	6-4	362	Fr.	Pearland, Texas (Episcopal HS)
3	Jamal Morris*	LB	6-2	215	R-So.	Houston, Texas (Fort Bend Bush HS)
64	Wanya Morris	OL	6-5	312	Jr.	Grayson, Ga. (University of Tennessee)
29	Jordan Mukes	DB	6-1	205	Fr.	Midwest City, Okla. (Choctaw HS)
46	Reeves Mundschau**	P	6-0	184	R-Sr.	New Braunfels, Texas (Canyon HS)
26	Caleb Murphy	DB	6-0	207	R-Jr.	Colleyville, Texas (Colleyville Heritage HS)
56	Chris Murray*	OL	6-1	301	Sr.	Palmdale, Calif. (UCLA)
55	Aaryn Parks	OL	6-5	301	R-Fr.	Seat Pleasant, Md. (National Christian Academy)
43	Ryan Peoples*	CB	5-11	190	R-Jr.	Norman, Okla. (Oklahoma City CC)
36	Josh Plaster	K/P	6-0	184	R-So.	Flower Mound, Texas (Arizona State Univ.)

No.	Player	Pos.	Ht.	Wt.	Yr.	Hometown (Previous School)
34	Dorian Plumley	DB	6-0	182	Fr.	El Reno, Okla. (El Reno HS)
7	Spencer Rattler*	QB	6-1	200	R-So.	Phoenix, Ariz. (Pinnacle HS)
35	Nathan Rawlins-Kibonge	DE/OLB	6-5	260	Fr.	Portland, Ore. (Jefferson HS)
73	Andrew Raym*	OL	6-4	315	So.	Broken Arrow, Okla. (Broken Arrow HS)
31	Jalen Redmond*	DL	6-2	279	R-So.	Midwest City, Okla. (Midwest City HS)
92	Kori Roberson*	DL	6-3	287	R-So.	Houston, Texas (Manvel HS)
52	Tyrese Robinson***	OL	6-3	324	R-Sr.	McKinney, Texas (Boyd HS)
19	Ralph Rucker	QB	6-0	206	Fr.	Lucas, Texas (Lovejoy HS)
80	Kayhon Russell	TE/H	6-1	190	Fr.	Oklahoma City, Okla. (Putnam City North HS)
1	Tanner Schafer*	QB	6-3	200	R-Sr.*	Canadian, Texas (Canadian HS)
34	Zach Schmit	K/P	5-10	183	R-Fr.	Oklahoma City, Okla. (Bishop McGuinness HS)
82	Adrian Scott	WR	6-0	170	Fr.	Oklahoma City, Okla. (Putnam City HS)
79	Darrell Simpson	OL	6-7	358	R-Jr.	Justin, Texas (Northwest HS)
20	Clayton Smith	OLB	6-4	232	Fr.	Queen City, Texas (Texas HS)
89	Damon Smith	WR	6-1	192	R-So.	Keller, Texas (Keller HS)
85	Devin Staton*	WR	6-1	202	R-Jr.	Katy, Texas (Cinco Ranch HS)
18	Austin Stogner**	TE/H	6-6	251	Jr.	Plano, Texas (Prestonwood Christian School)
16	LaRon Stokes**	DL	6-4	275	Sr.*	Tulsa, Okla. (Northeastern Oklahoma A&M)
12	Drake Stoops**	WR	5-10	190	R-Jr.	Norman, Okla. (Norman North HS)
33	Marcus Stripling**	DE/OLB	6-3	242	Jr.	Houston, Texas (Mayde Creek HS)
28	Danny Stutsman	LB	6-3	229	Fr.	Windermere, Fla. (Foundation Academy)
31	Jackson Sumlin	TE/H	6-1	213	R-Fr.	Tucson, Ariz. (Salpointe Catholic HS)
77	Erik Swenson**	OL	6-6	328	R-Sr.*	Downers Grove, Ill. (Downers Grove South HS)
36	Ty Taylor	CB	5-11	176	R-Jr.	La Marque, Texas (Abilene Christian University)
95	Isaiah Thomas***	DL	6-5	266	R-Sr.	Tulsa, Okla. (Memorial HS)
32	Delarrin Turner-Yell***	S	5-11	200	Sr.	Hempstead, Texas (Hempstead HS)
37	Michael Turk	P	6-0	230	R-Sr.	Dallas, Texas (Arizona State University)
2	David Ugwoegbu**	LB	6-4	248	Jr.	Katy, Texas (Seven Lakes HS)
70	Bryden Walker**	OL	6-6	356	R-Jr.	Moore, Okla. (Westmoore HS)
30	Brynden Walker*	OLB	6-2	243	So.	Oklahoma City, Okla. (Bishop McGuinness HS)
15	Bryson Washington	S	6-2	190	R-Fr.	Los Angeles, Calif. (C.E. King HS [TX])
0	Woodi Washington*	CB	5-11	191	R-So.	Murfreesboro, Tenn. (Oakland HS)
10	Theo Wease**	WR	6-2	200	Jr.	Allen, Texas (Allen HS)
81	Trevon West	WR	6-0	170	So.	Arlington, Texas (Lamar HS)
45	Joseph Weté*	LB	6-4	230	R-So.	Washington, D.C. (Gonzaga HS)
23	DaShaun White***	LB	6-0	225	Sr.	North Richland Hills, Texas (Richland HS)
13	Shane Whitter*	LB	6-1	225	So.	Burlington, N.C. (Walter M. Williams HS)
13	Caleb Williams	QB	6-1	218	Fr.	Washington, D.C. (Gonzaga College HS)
4	Mario Williams	WR	5-9	186	Fr.	Tampa, Fla. (Plant City HS)
9	Brayden Willis***	TE/H	6-4	235	Sr.	Arlington, Texas (James Martin HS)
48	Eric Windham	CB	5-10	195	R-So.	Southlake, Texas (Carroll Senior HS)
8	Perrion Winfrey*	DL	6-4	292	Sr.	Maywood, Ill. (Iowa Western CC)
8	Michael Woods II	WR	6-1	198	Sr.	Magnolia, Texas (University of Arkansas)
57	Maureese Wren	OLB	6-3	227	R-Jr.	Mesquite, Texas (Texas State University)

**COACHING STAFF**

<i>Lincoln Riley</i>	<i>Head Coach/Quarterbacks</i>
<i>Alex Grinch</i>	<i>Defensive Coordinator/Safeties</i>
<i>Dennis Simmons</i>	<i>Assistant Head Coach/Passing Game Coord./Outside Receivers</i>
<i>Cale Gundy</i>	<i>Co-Offensive Coordinator/Inside Receivers</i>
<i>Bill Bedenbaugh (BEE-din-bo)</i>	<i>Co-Offensive Coordinator/Offensive Line</i>
<i>Calvin Thibodeaux (TIB-uh-doe)</i>	<i>Defensive Line</i>
<i>Roy Manning</i>	<i>Cornerbacks</i>
<i>Brian Odum</i>	<i>Inside Linebackers</i>
<i>Jamar Cain</i>	<i>Outside Linebackers/Defensive Ends</i>
<i>DeMarco Murray</i>	<i>Running Backs</i>
<i>Joe Jon Finley</i>	<i>Associate Head Coach for Offense/Tight Ends and H-Backs</i>

\* Indicates number of letters earned at Oklahoma  
 ^ Indicates "super senior" (was also a senior in 2020)  
 Last updated Sept. 29, 2021  
 Weights as of July 7, 2021

# DEPTH CHART

## OFFENSE

<b>QB</b>	7	Spencer Rattler (6-1, 200, R-So.)
	13	Caleb Williams (6-1, 218, Fr.)
	19	Ralph Rucker (6-0, 206, Fr.)
<b>RB</b>	0	Eric Gray (5-9, 206, Jr.) <b>OR</b>
	26	Kennedy Brooks (5-11, 215, R-Jr.)
	23	Todd Hudson (5-7, 180, R-So.) <b>OR</b>
	25	Jaden Knowles (5-7, 195, R-Jr.)
<b>H-BACK</b>	27	Jeremiah Hall (6-2, 248, R-Sr.) <b>OR</b>
	9	Brayden Willis (6-4, 235, Sr.) <b>OR</b>
	18	Austin Stogner (6-6, 251, Jr.)
<b>X</b>	11	Jadon Haselwood (6-3, 202, R-So.)
	81	Trevon West (6-0, 170, So.)
	89	Damon Smith (6-1, 192, R-So.)
<b>LT</b>	71	Anton Harrison (6-5, 309, So.)
	77	Erik Swenson (6-6, 328, R-Sr. ^)
	59	Savion Byrd (6-5, 315, Fr.)
<b>LG</b>	54	Marquis Hayes (6-5, 324, R-Sr.)
	77	Erik Swenson (6-6, 328, R-Sr. ^)
	70	Brey Walker (6-6, 356, R-Jr.)
<b>C</b>	73	Andrew Raym (6-4, 315, So.) <b>OR</b>
	66	Robert Congel (6-4, 326, R-Sr.)
	61	Ian McIver (6-4, 309, R-Sr.)
<b>RG</b>	56	Chris Murray (6-1, 301, Sr.)
	70	Brey Walker (6-6, 356, R-Jr.)
	61	Ian McIver (6-4, 309, R-Sr.)
<b>RT</b>	52	Tyrese Robinson (6-3, 324, R-Sr.)
	64	Wanya Morris (6-5, 312, Jr.)
	59	Savion Byrd (6-5, 315, Fr.)
<b>Y</b>	17	Marvin Mims (5-11, 177, So.)
	12	Drake Stoops (5-10, 190, R-Jr.)
	86	Colt Atkinson (6-0, 171, R-Sr.)
<b>Z</b>	8	Michael Woods II (6-1, 198, Sr.)
	4	Mario Williams (5-9, 186, Fr.)
	14	Jalil Farooq (6-1, 203, Fr.)

## DEFENSE

<b>DE</b>	95	Isaiah Thomas (6-5, 266, R-Sr.)
	14	Reggie Grimes (6-4, 258, So.)
	40	Ethan Downs (6-4, 257, Fr.)
<b>NG</b>	8	Perrion Winfrey (6-4, 292, Sr.)
	92	Kori Roberson (6-3, 287, R-So.)
	94	Isaiah Coe (6-0, 292, Jr.)
	88	Jordan Kelley (6-3, 284, R-Jr.)
<b>DT</b>	31	Jalen Redmond (6-2, 279, R-So.) <b>OR</b>
	90	Josh Ellison (6-2, 283, Jr.)
	96	LaRon Stokes (6-4, 275, Sr. ^)
	44	Kelvin Gilliam (6-2, 254, Fr.)
<b>MIKE</b>	23	DaShaun White (6-0, 225, Sr.) <b>OR</b>
	2	David Ugwoegbu (6-4, 248, Jr.)
	28	Danny Stutsman (6-3, 229, Fr.)
	38	Bryan Mead (6-2, 223, R-Sr. ^)
<b>WILL</b>	24	Brian Asamoah (6-1, 228, R-Jr.) <b>OR</b>
	23	DaShaun White (6-0, 225, Sr.)
	3	Jamal Morris (6-2, 215, R-So.)
	13	Shane Whitter (6-1, 225, So.)
<b>RUSH</b>	11	Nik Bonitto (6-3, 240, R-Jr.)
	33	Marcus Stripling (6-3, 242, Jr.) <b>OR</b>
	19	Caleb Kelly (6-3, 232, R-Sr. ^)
	20	Clayton Smith (6-4, 232, Fr.)
<b>CB</b>	9	D.J. Graham (6-0, 193, So.)
	7	Latrell McCutchin (6-1, 185, Fr.)
	29	Jordan Mukes (6-1, 205, Fr.)
<b>SS</b>	32	Delarrin Turner-Yell (5-11, 200, Sr.)
	12	Key Lawrence (6-1, 208, So.)
<b>FS</b>	10	Pat Fields (6-0, 204, Sr.)
	25	Justin Broiles (5-10, 192, R-Sr.)
	15	Bryson Washington (6-2, 190, R-Fr.)
<b>CB</b>	4	Jaden Davis (5-10, 185, Jr.)
	1	Joshua Eaton (6-2, 186, So.)
	29	Jordan Mukes (6-1, 205, Fr.)
<b>NB</b>	5	Billy Bowman (5-10, 188, Fr.) <b>OR</b>
	25	Justin Broiles (5-10, 192, R-Sr.)

## SPECIALISTS

<b>K</b>	47	Gabe Brkic (6-3, 201, R-Jr.)	<b>LS</b>	51	Kasey Kelleher (5-10, 235, R-Sr.)
	34	Zach Schmit (5-10, 183, R-Fr.)		50	Jake Mann (5-9, 220, Fr.)
<b>P</b>	37	Michael Turk (6-0, 230, R-Sr.)	<b>H</b>	87	Spencer Jones (6-1, 202, R-Sr. ^)
	46	Reeves Mundschau (6-0, 184, R-Sr.)		37	Michael Turk (6-0, 230, R-Sr.)
<b>KO</b>	47	Gabe Brkic (6-3, 201, R-Jr.)			
	34	Zach Schmit (5-10, 183, R-Fr.)			
<b>KR</b>	5	Billy Bowman (5-10, 188, Fr.) <b>OR</b>			
	4	Mario Williams (5-9, 186, Fr.)			
<b>PR</b>	17	Marvin Mims (5-11, 177, So.)			
	12	Drake Stoops (5-10, 190, R-Jr.)			



#23 RB TODD HUDSON

Table with columns: YEAR, GP-GS, RUSH, AVG, TD, LG, REC, AVG, TD, LG. Rows for 2020, 2021, and Career.

#6 WR CODY JACKSON

Table with columns: YEAR, GP-GS, REC, YDS, AVG, TD, LONG. Rows for 2021 and Career.

#88 DL JORDAN KELLEY

Table with columns: YEAR, GP-GS, UT, AT, TOTAL, TFL, SACKS, INT, FF, FR, PBU. Rows for 2018, 2019, 2020, 2021, and Career.

#19 OLB CALEB KELLY

Table with columns: YEAR, GP-GS, UT, AT, TOTAL, TFL, SACKS, INT, FF, FR, PBU. Rows for 2016, 2017, 2018, 2019, 2020, 2021, and Career.

#25 RB JADEN KNOWLES

Table with columns: YEAR, GP-GS, RUSH, AVG, TD, LG, REC, AVG, TD, LG. Rows for 2021 and Career.

#12 S KEY LAWRENCE (\*AT TENNESSEE)

Table with columns: YEAR, GP-GS, UT, AT, TOTAL, TFL, SACKS, INT, FF, FR, PBU. Rows for 2020\*, 2021, and Career.

#7 CB LATRELL McCUTCHEIN

Table with columns: YEAR, GP-GS, UT, AT, TOTAL, TFL, SACKS, INT, FF, FR, PBU. Rows for 2021 and Career.

#38 LB BRYAN MEAD

Table with columns: YEAR, GP-GS, UT, AT, TOTAL, TFL, SACKS, INT, FF, FR, PBU. Rows for 2017, 2018, 2019, 2020, 2021, and Career.

#17 WR MARVIN MIMS

Table with columns: YEAR, GP-GS, RUSH, AVG, TD, LG, REC, AVG, TD, LG. Rows for 2020, 2021, and Career.

#3 LB JAMAL MORRIS

Table with columns: YEAR, GP-GS, UT, AT, TOTAL, TFL, SACKS, INT, FF, FR, PBU. Rows for 2019, 2020, 2021, and Career.

#29 DB JORDAN MUKES

Table with columns: YEAR, GP-GS, UT, AT, TOTAL, TFL, SACKS, INT, FF, FR, PBU. Rows for 2021 and Career.

#46 P REEVES MUNDSCHAU

Table with columns: YEAR, GP-GS, PUNTS-YDS, AVG, LONG, TB, FC, I20, 50+, BLK. Rows for 2017, 2018, 2019, 2020, and Career.

#7 QB SPENCER RATTLER

Table with columns: YEAR, GP-GS, C-A, PCT, YDS, AVG/G, TD, INT, LG, RUSH, YDS, AVG, TD, LG. Rows for 2019, 2020, 2021, and Career.

#31 DL JALEN REDMOND

Table with columns: YEAR, GP-GS, UT, AT, TOTAL, TFL, SACKS, INT, FF, FR, PBU. Rows for 2018, 2019, 2020, 2021, and Career.

#92 DL KORI ROBERSON

Table with columns: YEAR, GP-GS, UT, AT, TOTAL, TFL, SACKS, INT, FF, FR, PBU. Rows for 2019, 2020, 2021, and Career.

#19 QB RALPH RUCKER

Table with columns: YEAR, GP-GS, C-A, PCT, YDS, AVG/G, TD, INT, LG, RUSH, YDS, AVG, TD, LG. Rows for 2021 and Career.

#1 QB TANNER SCHAFFER

Table with columns: YEAR, GP-GS, C-A, PCT, YDS, AVG/G, TD, INT, LG, RUSH, YDS, AVG, TD, LG. Rows for 2016, 2017, 2018, 2019, 2020, and Career.

#20 OLB CLAYTON SMITH

Table with columns: YEAR, GP-GS, UT, AT, TOTAL, TFL, SACKS, INT, FF, FR, PBU. Rows for 2021 and Career.

#89 WR DAMON SMITH

Table with columns: YEAR, GP-GS, REC, YDS, AVG, TD, LONG. Rows for 2020 and Career.

#18 TE/H-BACK AUSTIN STOGNER

Table with columns: YEAR, GP-GS, REC, YDS, AVG, TD, LONG. Rows for 2019, 2020, 2021, and Career.

#96 DL LARON STOKES

Table with columns: YEAR, GP-GS, UT, AT, TOTAL, TFL, SACKS, INT, FF, FR, PBU. Rows for 2019, 2020, 2021, and Career.

#12 WR DRAKE STOOPS

Table with columns: YEAR, GP-GS, REC, YDS, AVG, TD, LONG. Rows for 2018, 2019, 2020, 2021, and Career.

#33 DE MARCUS STRIPLING

Table with columns: YEAR, GP-GS, UT, AT, TOTAL, TFL, SACKS, INT, FF, FR, PBU. Rows for 2019, 2020, 2021, and Career.

#28 LB DANNY STUTSMAN

Table with columns: YEAR, GP-GS, UT, AT, TOTAL, TFL, SACKS, INT, FF, FR, PBU. Rows for 2021 and Career.





# CAREER HIGHS

## #24 LB BRIAN ASAMOAH

Tackles:..... 9 (3x) MR: at Kansas State (10/2/21)  
 TFL: .....1.0 (7x) MR: vs. Baylor (12/5/20)  
 Sacks:.....1.0 (3x) MR: at TCU (10/24/20)  
 INT: ..... N/A  
 PBU: ..... 1 (4x) MR: vs. Baylor (12/5/20)

## #11 OLB NIK BONITTO

Tackles:..... 6 (2x) MR: vs. Okla. State (11/21/20)  
 TFL: ..... 3.0 (2x) MR vs. Nebraska (9/18/21)  
 Sacks:..... 3.0 vs. Kansas (11/7/20)  
 INT: ..... 1 at Baylor (11/16/19)  
 PBU: ..... 1 (6x) MR: vs. Okla. State (11/21/20)

## #5 DB BILLY BOWMAN

Tackles:..... 5 at Kansas State (10/2/21)  
 TFL: ..... 1.0 vs. Tulane (9/4/21)  
 Sacks:..... N/A  
 INT: ..... N/A  
 PBU: ..... 1 vs. Tulane (9/4/21)

## #25 S JUSTIN BROILES

Tackles:..... 11 vs. LSU (12/28/19)  
 TFL: ..... 1.5 at Kansas State (10/2/21)  
 Sacks:..... N/A  
 INT: ..... N/A  
 PBU: ..... 1 (3x) MR: at UCLA (9/14/19)

## #26 RB KENNEDY BROOKS

Rush: ..... 25 (2x) MR: vs. TCU (11/23/19)  
 Yards: ..... 182 at West Virginia (11/23/18)  
 TDs: ..... 3 vs. Okla. State (11/10/18)  
 Rec: ..... 4 at Baylor (11/26/19)  
 Yards: ..... 28 vs. West Virginia (10/19/19)  
 TD: ..... N/A

## #94 DL ISAIAH COE

Tackles:..... 2 (2x) MR vs. Nebraska (9/18/21)  
 TFL: ..... 2.0 vs. Nebraska (9/18/21)  
 Sacks:..... 1.0 vs. W. Carolina (9/11/21)  
 INT: ..... N/A  
 PBU: ..... N/A  
 Blocks: ..... 1 vs. Nebraska (9/18/21)

## #22 S JEREMIAH CRIDDELL

Tackles:..... 3 at TCU (10/24/20)  
 TFL: ..... 0.5 vs. W. Carolina (9/11/21)  
 Sacks:..... N/A  
 INT: ..... N/A  
 PBU: ..... N/A

## #16 WR BRIAN DARBY

Rec: ..... 3 vs. Tulane (9/4/21)  
 Yards: ..... 26 vs. Tulane (9/4/21)  
 TDs: ..... N/A

## #4 CB JADEN DAVIS

Tackles:..... 6 (2x) MR: at Kansas State (10/26/19)  
 TFL: ..... N/A  
 Sacks:..... N/A  
 INT: ..... 1 vs. South Dakota (9/7/19)  
 PBU: ..... 1 (3x) MR: vs. Baylor (12/5/20)

## #40 DE ETHAN DOWNS

Tackles:..... 2 vs. W. Carolina (9/11/21)  
 TFL: ..... 1.0 vs. W. Carolina (9/11/21)  
 Sacks:..... N/A  
 INT: ..... N/A  
 PBU: ..... N/A

## #1 CB JOSHUA EATON

Tackles:..... 1 (5x) MR: vs. W. Carolina (9/11/21)  
 TFL: ..... N/A  
 Sacks:..... N/A  
 INT: ..... N/A  
 PBU: ..... N/A

## #90 DL JOSH ELLISON

Tackles:..... 5 vs. Nebraska (9/18/21)  
 TFL: ..... 1.0 vs. Nebraska (9/18/21)  
 Sacks:..... 0.5 (3x) MR: vs. Nebraska (9/18/21)  
 INT: ..... N/A  
 PBU: ..... 1 vs. Baylor (12/5/20)

## #10 S PAT FIELDS

Tackles:..... 12 vs. Texas (10/10/20)  
 TFL: ..... 1.5 vs. Tulane (9/4/21)  
 Sacks:..... 1.0 (2x) MR: vs. Texas (10/12/19)  
 INT: ..... 1 vs. Iowa State (12/19/20)  
 PBU: ..... 3 at Iowa State (10/3/20)

## #44 DL KELVIN GILLIAM

Tackles:..... 2 vs. W. Carolina (9/11/21)  
 TFL: ..... N/A  
 Sacks:..... N/A  
 INT: ..... N/A  
 PBU: ..... N/A

## #9 CB D.J. GRAHAM

Tackles:..... 6 vs. Tulane (9/4/21)  
 TFL: ..... 1 vs. Baylor (12/5/20)  
 Sacks:..... N/A  
 INT: ..... 1 (2x) MR vs. Nebraska (9/18/21)  
 PBU: ..... 1 (2x) MR: vs. Tulane (9/4/21)

## #0 RB ERIC GRAY (\*AT TENNESSEE)

Rush: ..... \*31 at Arkansas (11/7/20)  
 Yards: ..... \*246 vs. Vanderbilt (11/30/19)  
 TDs: ..... \*3 vs. Vanderbilt (11/30/19)  
 Rec: ..... \*8 at Georgia (10/10/20)  
 Yards: ..... \*54 at Georgia (10/10/20)  
 TD: ..... 1 (4x[1xOU]) MR: vs. W. Carolina (9/11/21)

## #14 DL REGGIE GRIMES

Tackles:..... 2 (3x) MR: vs. Tulane (9/4/21)  
 TFL: ..... 1.0 (2x) MR: vs. Tulane (9/4/21)  
 Sacks:..... 1.0 (2x) MR: vs. Tulane (9/4/21)  
 INT: ..... N/A  
 PBU: ..... N/A

## #84 TE/H-BACK CARSTEN GROOS

Rush: ..... 1 vs. W. Carolina (9/11/21)  
 Yards: ..... 8 vs. W. Carolina (9/11/21)  
 TDs: ..... N/A

## #27 TE/H-BACK JEREMIAH HALL

Rec: ..... 5 at Iowa State (10/3/20)  
 Yards: ..... 37 at Iowa State (10/3/20)  
 TDs: ..... 2 at Iowa State (10/3/20)  
 Rush: ..... 4 vs. Kansas (11/5/18)  
 Yards: ..... 21 vs. Kansas (11/5/18)  
 TDs: ..... 1 at Kansas State (10/2/21)

## #17 DB DAMOND HARMON

Tackles:..... 3 vs. W. Carolina (9/11/21)  
 TFL: ..... N/A  
 Sacks:..... N/A  
 INT: ..... N/A  
 PBU: ..... N/A

## #11 WR JADON HASELWOOD

Rec: ..... 6 (2x) MR vs. Nebraska (9/18/21)  
 Yards: ..... 78 vs. South Dakota (9/7/19)  
 TDs: ..... 2 vs. W. Carolina (9/11/21)

## #23 RB TODD HUDSON

Rush: ..... 9 vs. W. Carolina (9/11/21)  
 Yards: ..... 25 vs. W. Carolina (9/11/21)  
 TDs: ..... 2 vs. W. Carolina (9/11/21)

## #6 WR CODY JACKSON

Rec: ..... 3 vs. W. Carolina (9/11/21)  
 Yards: ..... 31 vs. W. Carolina (9/11/21)  
 TDs: ..... N/A

## #88 DL JORDAN KELLEY

Tackles:..... 3 at TCU (10/24/20)  
 TFL: ..... 1.0 at TCU (10/24/20)  
 Sacks:..... 0.5 vs. Kansas (11/7/20)  
 INT: ..... N/A  
 PBU: ..... N/A

## #19 OLB CALEB KELLY

Tackles:..... 14 at WVU (11/23/18)  
 TFL: ..... 2.0 vs. Baylor (9/29/18)  
 Sacks:..... 2.0 vs. Baylor (9/29/18)  
 INT: ..... 1 vs. Texas Tech (10/28/17)  
 PBU: ..... 1 (3x) MR: at West Virginia (11/23/18)

## #25 RB JADEN KNOWLES

Rush: ..... 4 vs. W. Carolina (9/11/21)  
 Yards: ..... 37 vs. W. Carolina (9/11/21)  
 TDs: ..... 2 vs. W. Carolina (9/11/21)  
 Rec: ..... 2 vs. W. Carolina (9/11/21)  
 Yards: ..... 65 vs. W. Carolina (9/11/21)  
 TDs: ..... N/A

## #12 S KEY LAWRENCE (\*AT TENNESSEE)

Tackles:..... 4 (2x [1\*]) MR: at Kansas State (10/2/21)  
 TFL: ..... N/A  
 Sacks:..... N/A  
 INT: ..... N/A  
 PBU: ..... \*1 at Vanderbilt (12/12/20)

## #7 CB LATRELL McCUTCHIN

Tackles:..... 4 vs. Tulane (9/4/21)  
 TFL: ..... 1.0 vs. Tulane (9/4/21)  
 Sacks:..... N/A  
 INT: ..... N/A  
 PBU: ..... 1 vs. Tulane (9/4/21)

**#38 LB BRYAN MEAD**

Tackles:.....7 vs. Baylor (12/5/20)  
 TFL:.....0.5 vs. Missouri State (9/12/20)  
 Sacks:.....0.5 vs. Missouri State (9/12/20)  
 INT:.....N/A  
 PBU:.....1 at Texas Tech (10/31/20)

**#17 WR MARVIN MIMS**

Rec:.....7 vs. Iowa State (12/19/20)  
 Yards:.....132 at TCU (10/24/20)  
 TDs:.....2 (2x) MR: at TCU (10/24/20)

**#3 LB JAMAL MORRIS**

Tackles:.....2 vs. Kansas (11/7/20)  
 TFL:.....N/A  
 Sacks:.....N/A  
 INT:.....N/A  
 PBU:.....N/A

**#29 DB JORDAN MUKES**

Tackles:.....2 vs. W. Carolina (9/11/21)  
 TFL:.....N/A  
 Sacks:.....N/A  
 INT:.....N/A  
 PBU:.....N/A

**#7 QB SPENCER RATTLER**

Comp:.....30 (2x) MR: vs. Tulane (9/4/21)  
 Att:.....41 vs. Kansas State (9/26/20)  
 Pass Yds:.....387 vs. Kansas State (9/26/20)  
 Pass TDs:.....5 vs. W. Carolina (9/11/21)  
 Rush Yds:.....51 vs. Texas (10/10/20)  
 Rush TDs:.....1 (7x) MR: vs. Nebraska (9/18/21)

**#31 DL JALEN REDMOND**

Tackles:.....5 vs. Nebraska (9/18/21)  
 TFL:.....2.5 vs. Baylor (12/7/19)  
 Sacks:.....1.5 (2x) MR vs. Nebraska (9/18/21)  
 INT:.....N/A  
 PBU:.....1 (2x) MR: vs. TCU (11/23/19)

**#92 DL KORI ROBERSON**

Tackles:.....4 vs. West Virginia (9/25/21)  
 TFL:.....1.0 (3x) MR vs. West Virginia (9/25/21)  
 Sacks:.....1.0 at TCU (10/24/20)  
 INT:.....N/A  
 PBU:.....1 vs. Baylor (12/5/20)

**#19 QB RALPH RUCKER**

Comp:.....2 vs. W. Carolina (9/11/21)  
 Att:.....2 vs. W. Carolina (9/11/21)  
 Pass Yds:.....20 vs. W. Carolina (9/11/21)  
 Pass TDs:.....N/A  
 Rush Yds:.....N/A  
 Rush TDs:.....N/A

**#20 OLB CLAYTON SMITH**

Tackles:.....1 vs. Tulane (9/4/21)  
 TFL:.....0.5 vs. Tulane (9/4/21)  
 Sacks:.....N/A  
 INT:.....N/A  
 PBU:.....N/A

**#89 WR DAMON SMITH**

Rec:.....2 vs. Missouri State (9/12/20)  
 Yards:.....7 vs. Missouri State (9/12/20)  
 TDs:.....N/A

**#18 TE/H-BACK AUSTIN STOGNER**

Rec:.....6 vs. Texas (10/10/20)  
 Yards:.....83 vs. Kansas State (9/26/20)  
 TDs:.....2 at Baylor (11/16/19)

**#96 DL LARON STOKES**

Tackles:.....3 (4x) MR: vs. Florida (12/30/20)  
 TFL:.....1.5 vs. West Virginia (10/19/19)  
 Sacks:.....0.5 vs. TCU (11/23/19)  
 INT:.....N/A  
 PBU:.....1 vs. Baylor (12/5/20)

**#28 LB DANNY STUTSMAN**

Tackles:.....8 vs. W. Carolina (9/11/21)  
 TFL:.....0.5 vs. W. Carolina (9/11/21)  
 Sacks:.....N/A  
 INT:.....N/A  
 PBU:.....N/A

**#12 WR DRAKE STOOPS**

Rec:.....3 (2x) MR: vs. West Virginia (9/25/21)  
 Yards:.....93 vs. Kansas State (9/26/20)  
 TDs:.....1 (2x) MR: vs. Texas (10/10/20)

**#33 DE MARCUS STRIPLING**

Tackles:.....2 vs. Kansas (11/7/20)  
 TFL:.....1.5 vs. Kansas (11/7/20)  
 Sacks:.....1.5 vs. Kansas (11/7/20)  
 INT:.....N/A  
 PBU:.....N/A

**#31 TE/H-BACK JACKSON SUMLIN**

Rec:.....3 vs. W. Carolina (9/11/21)  
 Yards:.....19 vs. W. Carolina (9/11/21)  
 TDs:.....N/A

**#95 DL ISAIAH THOMAS**

Tackles:.....6 vs. Baylor (12/5/20)  
 TFL:.....3.0 vs. Baylor (12/5/20)  
 Sacks:.....2.5 vs. Baylor (12/5/20)  
 INT:.....N/A  
 PBU:.....1 (3x) MR: vs. Okla. State (11/21/20)

**#32 S DELARRIN TURNER-YELL**

Tackles:.....10 (2x) MR: vs. Tulane (9/4/21)  
 TFL:.....3.0 vs. Baylor (12/7/19)  
 Sacks:.....0.5 vs. Texas (10/10/20)  
 INT:.....1 vs. Missouri State (9/12/20)  
 PBU:.....1 (6x) MR: vs. West Virginia (9/25/21)

**#2 LB DAVID UGWOGGBU**

Tackles:.....6 (2x) MR: vs. West Virginia (9/25/21)  
 TFL:.....2.0 (2x) MR: vs. Texas (10/10/20)  
 Sacks:.....1.0 (2x) MR: vs. Texas (10/10/20)  
 INT:.....1 vs. Okla. State (11/21/20)  
 PBU:.....1 at Okla. State (11/30/20)

**#30 LB BRYNDEN WALKER**

Tackles:.....2 at Texas Tech (10/31/20)  
 TFL:.....0.5 vs. Kansas (11/7/20)  
 Sacks:.....0.5 vs. Kansas (11/7/20)  
 INT:.....N/A  
 PBU:.....N/A

**#10 CB WOODI WASHINGTON**

Tackles:.....10 vs. LSU (12/28/19)  
 TFL:.....N/A  
 Sacks:.....N/A  
 INT:.....1 (2x) MR: vs. Florida (12/30/20)  
 PBU:.....1 (4x) MR: vs. Florida (12/30/20)

**#10 WR THEO WEASE**

Rec:.....8 vs. Texas (10/10/20)  
 Yards:.....105 at Texas Tech (10/31/20)  
 TDs:.....2 vs. Okla. State (11/21/20)

**#81 WR TREVON WEST**

Rec:.....4 vs. Missouri State (9/12/20)  
 Yards:.....59 vs. Missouri State (9/12/20)  
 TDs:.....N/A

**#45 OLB JOSEPH WETÉ**

Tackles:.....1 vs. Missouri State (9/12/20)  
 TFL:.....N/A  
 Sacks:.....N/A  
 INT:.....N/A  
 PBU:.....N/A

**#23 LB DASHAUN WHITE**

Tackles:.....10 vs. Nebraska (9/18/21)  
 TFL:.....1.5 (2x) MR: at Iowa State (10/3/20)  
 Sacks:.....1.5 vs. Missouri State (9/12/20)  
 INT:.....N/A  
 PBU:.....1 (2x) MR: at Texas Tech (10/31/20)

**#13 LB SHANE WHITTER**

Tackles:.....5 vs. Kansas (11/7/20)  
 TFL:.....1.5 vs. West Virginia (9/25/21)  
 Sacks:.....N/A  
 INT:.....N/A  
 PBU:.....1 vs. Florida (12/30/20)

**#13 QB CALEB WILLIAMS**

Comp:.....5 vs. W. Carolina (9/11/21)  
 Att:.....10 vs. W. Carolina (9/11/21)  
 Pass Yds:.....84 vs. W. Carolina (9/11/21)  
 Pass TDs:.....N/A  
 Rush Yds:.....60 vs. W. Carolina (9/11/21)  
 Rush TDs:.....1 vs. Tulane (9/4/21)

**#4 WR MARIO WILLIAMS**

Rec:.....6 vs. Tulane (9/4/21)  
 Yards:.....49 vs. W. Carolina (9/11/21)  
 TDs:.....1 (2x) MR: vs. W. Carolina (9/11/21)

**#9 TE/H-BACK BRAYDEN WILLIS**

Rec:.....4 at Kansas State (10/2/21)  
 Yards:.....51 vs. W. Carolina (9/11/21)  
 TDs:.....1 (4x) MR: vs. Baylor (12/5/20)

**#8 DL PERRION WINFREY**

Tackles:.....4 vs. Baylor (12/5/20)  
 TFL:.....1.5 (2x) MR: vs. W. Carolina (9/11/21)  
 Sacks:.....1.5 vs. W. Carolina (9/11/21)  
 INT:.....N/A  
 PBU:.....1 (3x) MR: vs. Baylor (12/5/20)

**#8 WR MICHAEL WOODS II (\*AT ARKANSAS)**

Rec:.....8 vs. West Virginia (9/25/21)  
 Yards:.....\*140 vs. LSU (11/21/20)  
 TDs:.....\*2 at Florida (11/14/20)

# THE LAST TIME...

## INDIVIDUAL

### Rushed 30 times

OU: 37, Samaje Perine vs. Oklahoma State (12/3/16)  
Opp.: 30, Justice Hill, Oklahoma State (11/4/17)

### Rushed 40 times

OU: 55, Steve Owens at Oklahoma State (11/29/69)  
Opp.: 40, Ricky Williams, Texas (10/11/97)

### Rushed 50 times

OU: 55, Steve Owens at Oklahoma State (11/29/69)  
Opp.: Has not happened since at least 1996

### Rushed for 100 yards

OU: 186, Rhamondre Stevenson and 110, Marcus Major vs. Florida (12/30/20)  
Opp.: 112, Sam Ehlinger, Texas (10/10/20)

### Quarterback rushed for 100 yards

OU: 173, Jalen Hurts vs. TCU (11/23/19)  
Opp.: 112, Sam Ehlinger, Texas (10/10/20)

### Rushed for 200 yards

OU: 206, Trey Sermon at Texas Tech (11/3/18)  
Opp.: 252, Pooka Williams, Kansas (11/17/18)

### Rushed for 300 yards

OU: 427, Samaje Perine vs. Kansas (11/22/14)  
Opp.: 331, Justin Crawford, West Virginia (11/19/16)

### Rushed for 400 yards

OU: 427, Samaje Perine vs. Kansas (11/22/14)  
Opp.: Never

### Two 100-yard rushers

OU: 186, Rhamondre Stevenson and 110, Marcus Major vs. Florida (12/30/20)  
Opp.: 142, Alex Delton and 108, Alex Barnes, Kansas State (10/21/17)

### Three 100-yard rushers

OU: 146, Trevor Knight, 144, Alex Ross & 110 Samaje Perine at Iowa St. (11/1/14)  
Opp.: Never

### Had a 70-yard run from scrimmage

OU: 73, Seth McGowan vs. Florida (12/30/20)  
Opp.: 75, Sony Michel, Georgia (11/1/18)

### Had an 80-yard run from scrimmage

OU: 86, Kennedy Brooks vs. Kansas State (10/27/18)  
Opp.: 81, D'Onta Foreman, Texas (10/10/15)

### Had a 90-yard run from scrimmage

OU: 99, Abdul Adams at Baylor (9/23/17)  
Opp.: 99, Eric Vann, Kansas (10/4/97)

### Rushed for three touchdowns

OU: 3, Rhamondre Stevenson at Texas Tech (10/31/20)  
Opp.: 3, Skylar Thompson, Kansas State (9/26/20)

### Rushed for four touchdowns

OU: 4, Rodney Anderson vs. West Virginia (11/25/17)  
Opp.: 4, Sam Ehlinger, Texas (10/10/20)

### Rushed for five touchdowns

OU: 5, Samaje Perine vs. Kansas (11/22/14)  
Opp.: Never

### Rushed for six touchdowns

OU: 6, Quentin Griffin vs. Texas (10/7/00)  
Opp.: Never

### Passed for 300 yards

OU: 304, Spencer Rattler vs. Tulane (9/4/21)  
Opp.: 320, Skylar Thompson, Kansas State (10/2/21)

### Passed for 400 yards

OU: 415, Jalen Hurts vs. Texas Tech (9/28/19)  
Opp.: 493, Joe Burrow, LSU (12/28/19)

### Passed for 500 yards

OU: 598, Baker Mayfield at Oklahoma State (11/4/17)  
Opp.: 539, Will Grier, West Virginia (11/23/18)

### Attempted 40 passes

OU: 41, Spencer Rattler vs. Kansas State (9/26/20)  
Opp.: 41, Skylar Thompson, Kansas State (10/2/21)

### Attempted 50 passes

OU: 71, Landry Jones vs. Oklahoma State (11/24/12)  
Opp.: 56, Charlie Brewer, Baylor (12/5/20)

### Attempted 60 passes

OU: 71, Landry Jones vs. Oklahoma State (11/24/12)  
Opp.: 60, Charlie Brewer, Baylor (9/29/18)

### Threw three touchdown passes

OU: 5, Spencer Rattler vs. Western Carolina (9/11/21)  
Opp.: 3, Skylar Thompson, Kansas State (10/2/21)

### Threw four touchdown passes

OU: 5, Spencer Rattler vs. Western Carolina (9/11/21)  
Opp.: 7, Joe Burrow, LSU (12/28/19)

### Threw five touchdown passes

OU: 5, Spencer Rattler vs. Western Carolina (9/11/21)  
Opp.: 7, Joe Burrow, LSU (12/28/19)

### Threw six touchdown passes

OU: 6, Kyler Murray vs. Baylor (9/29/18)  
Opp.: 7, Joe Burrow, LSU (12/28/19)

### Non-quarterback touchdown pass

OU: 4 yards, Nick Basquine to Jalen Hurts at Oklahoma State (11/30/19)  
Opp.: 9 yards, Pooka Williams to Jeremiah Booker, Kansas (11/17/18)

### Caught 10 passes

OU: 10, CeeDee Lamb vs. Texas (10/12/19)  
Opp.: 13, Deuce Vaughn, Kansas State (10/2/21)

### Had 100 yards receiving

OU: 117, Marvin Mims, vs. Tulane (9/4/21)  
Opp.: 103, Deuce Vaughn, Kansas State (10/2/21)

### Two 100-yard receivers

OU: 185, CeeDeeLamb; 122, Charleston Rambo vs. Texas Tech (9/28/19)  
Opp.: 225, Gary Jennings; 131, David Sills V, West Virginia (11/23/18)

### Had 150 yards receiving

OU: 173, CeeDeeLamb vs. Baylor (12/7/19)  
Opp.: 227, Justin Jefferson, LSU (12/28/19)

### Had 200 yards receiving

OU: 243, Marquise Brown at West Virginia (11/23/18)  
Opp.: 227, Justin Jefferson, LSU (12/28/19)

### Had a 70-yard pass completion

OU: 71, Jalen Hurts to CeeDee Lamb vs. Baylor (12/7/19)  
Opp.: 78, Skylar Thompson to Justin Gardner, Kansas State (9/26/20)

### Had an 80-yard pass completion

OU: 82, Kyler Murray to CeeDee Lamb, vs. Kansas State (10/27/18)  
Opp.: 81, Jacob Zeno to Trestan Ebner, Baylor (12/7/19)

### Had a 90-yard pass completion

OU: 90, Eric Moore to P.J. Mills vs. Iowa State (10/7/95)  
Opp.: 90, Jake Waters to Tyler Lockett, Kansas State (11/23/13)

### Caught two touchdown passes

OU: 2, Jadon Haselwood vs. Western Carolina (9/11/21)  
Opp.: 2, Cameron Carroll, Tulane (9/4/21)

### Caught three touchdown passes

OU: 3, CeeDee Lamb vs. Texas (10/12/19)  
Opp.: 4, Justin Jefferson, LSU (12/28/19)

### Caught four touchdown passes

OU: 4, Kenny Stills at West Virginia (11/17/12)  
Opp.: 4, Justin Jefferson, LSU (12/28/19)

### 100-yard rusher and 100-yard receiver

OU: 167 (rec.), CeeDee Lamb, 132 (rush), Kennedy Brooks vs. Iowa State (11/9/19)  
Opp.: 137 (rush), Pooka Williams, 131 (rec.), Stephon Robinson, Kansas (10/5/19)

### 100-yard rusher and 100-yard receiver (same player)

OU: 151 (rush) and 139 (rec.) Rodney Anderson vs. TCU (11/11/17)  
Opp.: Has not happened since at least 1996

### 150-yard rusher and 150-yard receiver

OU: 182 (rush), Kennedy Brooks and 114 (rush) Kyler Murray, 243 (rec.), Marquise Brown at West Virginia (11/23/18)  
Opp.: 161 (rush), Zack Langer, 189 (rec.), Keyarris Garrett, Tulsa (9/19/15)

### 200-yard rusher and 200-yard receiver

OU: 263 (rush), Joe Mixon, 202 (rec.), Dede Westbrook at Texas Tech (10/22/16)  
Opp.: 344 (rush), Tavon Austin, 205 (rec.), Stedman Bailey, West Virginia (11/17/12)

### Returned a punt for a touchdown

OU: 71, Dede Westbrook vs. Kansas (10/29/16)  
Opp.: 92, Tyreek Hill, Oklahoma State (12/6/14)

### Returned a kickoff for a touchdown

OU: 97, Joe Mixon vs. Ohio State (9/17/16)  
Opp.: 93, Malik Knowles, Kansas State (10/2/21)

### Returned an interception for a touchdown

OU: 45, Tre Norwood vs. Florida (12/30/20)  
Opp.: 98, Vernon Scott, TCU (11/23/19)

### Returned a fumble for a touchdown

OU: 10, Caleb Kelly at West Virginia (11/23/18)  
Opp.: 63, Cassius Sendish, Kansas (11/22/14)

### Returned a blocked field goal for a touchdown

OU: 48, Darryl Bright vs. Texas Tech (11/21/98)  
Opp.: Under research

### Returned a blocked punt for a touchdown

OU: 0, Austin Stogner vs. West Virginia (10/19/19)  
Opp.: 24, Nathan Jeffery, UTEP (9/1/12)

### Had 10 tackles

OU: 10, DaShaun White vs. Nebraska (9/18/21)  
Opp.: 12, Josh Chandler-Semedo; 10, Sean Mahone, West Virginia (9/25/21)

### Had 15 tackles

OU: 15, Kenneth Murray vs. Alabama (12/29/18)  
Opp.: 16, Garret Wallow, TCU (11/23/19)

### Had 20 tackles

OU: 28, Kenneth Murray; 23, Curtis Bolton vs. Army (9/22/18)  
Opp.: 21, Jalen Reeves-Maybin, Tennessee (9/12/15)

**Had multiple interceptions**

OU: 2, Tre Norwood at Texas Tech (10/31/20)  
Opp.: 2, Dylan Haines, Texas (10/8/16)

**Had at least 2.0 sacks**

OU: 2.5, Isaiah Thomas vs. Baylor (12/5/20)  
Opp.: 2.0, Kyron Johnson, Kansas (11/7/20)

**Blocked a punt**

OU: David Ugwoegbu vs. Texas (10/10/20)  
Opp.: A.J. Parker, Kansas State (9/26/20)

**Blocked a field goal**

OU: Perrion Winfrey vs. Texas (10/10/20)  
Opp.: Lorenzo Carter, Georgia (1/1/18)

**Blocked an extra point attempt**

OU: Isaiah Coe vs. Nebraska (9/18/21)  
Opp.: Team, Kansas (11/17/18)

**Recorded a safety**

OU: Tre Brown vs. Texas (12/1/18) (sack)  
Opp.: Team, Texas A&M (11/6/10) (Bad snap thru end zone)

**Made three field goals**

OU: 3, Gabe Brkic vs. Kansas State (10/2/21)  
Opp.: 3, John Mayers, Baylor (12/7/19)

**Made a 50-yard field goal**

OU: 56, Gabe Brkic vs. Western Carolina (9/11/21)  
Opp.: 55, Rodrigo Blankenship, Georgia (1/1/18)

**Had a 70-yard punt**

OU: 70, Jed Barnett at West Virginia (9/20/14)  
Opp.: 73, Mike Brandtner, Iowa State (10/14/06)

**Converted a two-point conversion**

OU: Jalen Hurts pass to CeeDee Lamb at Kansas State (10/26/19)  
Opp.: Deuce Watts rush, Tulane (9/4/21)

**Returned a blocked PAT for a two-point conversion:**

OU: Patrick Fields vs. Nebraska (9/18/21)  
Opp.: Quandre Diggs, Texas (10/13/12)

**Returned a two-point PAT attempt for a two-point conversion:**

OU: Robert Barnes at Texas Tech (11/3/18)  
Opp.: N/A

**TEAM****Scored 40 points**

OU: 76-0, vs. Western Carolina (9/11/21)  
Opp: 45-53, Texas (10/10/20)

**Scored 50 points**

OU: 76-0, vs. Western Carolina (9/11/21)  
Opp: 63-28, LSU (12/28/19)

**Scored 60 points**

OU: 76-0, vs. Western Carolina (9/11/21)  
Opp: 63-28, LSU (12/28/19)

**Scored 70 points**

OU: 76-0, vs. Western Carolina (9/11/21)  
Opp.: 73-21, Nebraska (11/2/96)

**Posted a shutout**

OU: 76-0, vs. Western Carolina (9/11/21)  
Opp.: 29-0, at Texas A&M (11/7/98)

**Rushed for 200 yards**

OU: 277, vs. Western Carolina (9/11/21)  
Opp.: 250, Florida (12/30/20)

**Rushed for 300 yards**

OU: 435, vs. Florida (12/30/20)  
Opp.: 348, Kansas (11/17/18)

**Rushed for 400 yards**

OU: 435, vs. Florida (12/30/20)  
Opp.: 458 at West Virginia (11/17/12)

**Rushed for 500 yards**

OU: 510, Kansas (11/22/14)  
Opp.: Never

**Rushed for 600 yards**

OU: 768 vs. Kansas State (10/15/88)  
Opp.: Never

**Rushed for 700 yards**

OU: 768 vs. Kansas State (10/15/88)  
Opp.: Never

**Rushed for less than 100 yards**

OU: 57, vs. West Virginia (9/25/21)  
Opp.: 47, West Virginia (9/25/21)

**Rushed for five touchdowns**

OU: 5 vs. Western Carolina (9/11/21)  
Opp.: 6, Kansas State (10/26/19)

**Rushed for six touchdowns**

OU: 6 vs. Kansas (11/7/20)  
Opp.: 6, Kansas State (10/26/19)

**Rushed for seven touchdowns**

OU: 7, Texas Tech (10/24/15)  
Opp.: 8, Nebraska (11/1/97)

**Rushed for eight touchdowns**

OU: 8, Florida A&M (9/8/12)  
Opp.: 8, Nebraska (11/1/97)

**Passed for 300 yards**

OU: 347, vs. Western Carolina (9/11/21)  
Opp.: 320, Kansas State (10/2/21)

**Passed for 400 yards**

OU: 484, vs. Missouri State (9/12/20)  
Opp.: 532, LSU (12/28/19)

**Passed for 500 yards**

OU: 598, at Oklahoma State (11/4/17)  
Opp.: 532, LSU (12/28/19)

**Passed for less than 100 yards**

OU: 39, Kansas (11/22/14)  
Opp.: 65, TCU (11/23/19)

**Passed for five touchdowns**

OU: 5, vs. Western Carolina (9/11/21)  
Opp.: 7, LSU (12/28/19)

**Passed for six touchdowns**

OU: 6, vs. South Dakota (9/7/19)  
Opp.: 7, LSU (12/28/19)

**Gained 500 yards total offense**

OU: 624, vs. Western Carolina (9/11/21)  
Opp.: 521, Florida (12/30/20)

**Gained 600 yards total offense**

OU: 624, vs. Western Carolina (9/11/21)  
Opp.: 692, LSU (12/28/19)

**Gained 700 yards total offense**

OU: 733, vs. South Dakota (9/7/19)  
Opp.: 704, West Virginia (11/23/18)

**Gained 800 yards total offense**

OU: 854, at Texas Tech (10/22/16)  
Opp.: 854, Texas Tech (10/22/16)

**Held under 100 total yards**

OU: 83, vs. Navy (10/2/65)  
Opp.: 44 vs. Idaho State (9/12/09)

**Held under 200 total yards**

OU: 171, vs. Texas (10/8/05)  
Opp.: 178, vs. Western Carolina (9/11/21)

# BEST OF THE 2000s

## INDIVIDUAL

### OFFENSE

#### Rushing Yards

427, Samaje Perine vs. Kansas (11/22/14)\*  
263, Joe Mixon at Texas Tech (10/22/16)  
249, Adrian Peterson at Oklahoma State (10/30/04)  
248, Quentin Griffin vs. Texas (10/12/02)  
242, Samaje Perine at West Virginia (9/20/14)

#### Rushing Attempts

37, Samaje Perine vs. Oklahoma State (12/3/16)  
36, Adrian Peterson at Kansas State (10/16/04)  
35, Samaje Perine vs. Texas (10/8/16)  
35, DeMarco Murray vs. Utah State (9/4/10)  
35, Allen Patrick at Missouri (10/28/06)  
35, Allen Patrick vs. Colorado (10/21/06)

#### Rushing Touchdowns

6, Quentin Griffin vs. Texas (10/7/00)\*  
5, Samaje Perine vs. Kansas (11/22/14)  
5, DeMarco Murray vs. North Texas (9/1/07)  
4, Done 8 times, MR:  
Rodney Anderson vs. West Virginia (11/25/17)

#### Passing Yards

598, Baker Mayfield at Oklahoma State (11/4/17)\*  
554, Landry Jones at West Virginia (11/17/12)  
545, Baker Mayfield at Texas Tech (10/22/16)  
505, Landry Jones at Kansas State (10/29/11)  
500, Landry Jones vs. Oklahoma State (11/24/12)

#### Pass Completions

46, Landry Jones vs. Oklahoma State (11/24/12)\*  
38, Landry Jones at West Virginia (11/17/12)  
37, Landry Jones at Oklahoma State (11/27/10)  
36, Done 5 times, MR: Landry Jones at Baylor (11/19/11)

#### Pass Attempts

71, Landry Jones vs. Oklahoma State (11/24/12)\*  
62, Landry Jones at Oklahoma State (11/27/10)  
59, Landry Jones at Texas A&M (11/6/10)  
58, Landry Jones at Nebraska (11/7/09)  
55, Landry Jones vs. Texas Tech (10/22/11)

#### Passing Touchdowns

7, Baker Mayfield at Texas Tech (10/22/16)\*  
6, Kyler Murray vs. Baylor (9/29/18)  
6, Landry Jones at West Virginia (11/17/12)  
6, Landry Jones vs. Tulsa (9/19/09)  
5, Done 19 times, MR: Spencer Rattler vs. Western Carolina (9/11/21)

#### Receptions

15, Sterling Shepard vs. Kansas State (10/18/14)\*  
15, Justin Brown vs. Oklahoma State (11/24/12)\*  
15, Jalen Saunders vs. Notre Dame (10/27/12)\*  
15, Ryan Broyles vs. Iowa State (10/16/10)\*  
14, Sterling Shepard at Baylor (11/14/15)  
14, Ryan Broyles at Kansas State (10/29/11)  
14, Ryan Broyles vs. Tulsa (9/3/11)

#### Receiving Yards

265, Marquise Brown at Oklahoma State (11/4/17)\*  
243, Marquise Brown at West Virginia (11/23/18)  
232, Dede Westbrook vs. Texas (10/8/16)  
217, Ryan Broyles at Kansas (10/15/11)  
215, Sterling Shepard at TCU (10/4/14)

#### Receiving Touchdowns

4, Kenny Stills at West Virginia (11/17/12)\*  
4, Jermaine Gresham vs. Texas A&M (11/3/07)\*  
4, Trent Smith at Kansas (10/13/01)\*  
3, Done 15 times, MR: CeeDee Lamb vs. Texas Tech (9/28/19)

#### Total Offense

589, Baker Mayfield at Oklahoma State (11/4/17)\*  
572, Baker Mayfield vs. Tulsa (9/19/15)  
564, Baker Mayfield at Texas Tech (10/22/16)  
554, Landry Jones at West Virginia (11/17/12)  
508, Jalen Hurts vs. Houston (9/1/19)

#### All-Purpose Yards

446, Samaje Perine vs. Kansas (11/22/14)\*  
377, Joe Mixon at Texas Tech (10/22/16)  
316, Ryan Broyles vs. Oklahoma State (11/28/09)  
301, Ryan Broyles at Kansas (10/15/11)  
290, Rodney Anderson vs. TCU (11/11/17)

#### Tackles

28, Kenneth Murray vs. Army (9/22/18)  
23, Curtis Bolton vs. Army (9/22/18)  
19, Dominique Alexander vs. Texas (10/12/13)  
19, Travis Lewis vs. Texas (10/11/08)  
19, Lance Mitchell at Missouri (10/5/02)

#### Tackles for Loss

5.0, Pryce Macon vs. Nebraska (12/4/10)  
5.0, Rufus Alexander vs. Middle Tennessee (9/23/06)  
5.0, Teddy Lehman vs. Kansas State (12/6/03)  
5.0, Jimmy Wilkerson at Baylor (11/4/00)  
4.0, many times, MR: Ronnie Perkins at Baylor (11/16/19)

#### Sacks

3.0, 15 times, MR: Nik Bonitto vs. Kansas (11/7/20)

#### Interceptions

3, Tony Jefferson vs. Ball State (10/1/11)\*  
3, J.T. Thatcher vs. Kansas (9/30/00)\*  
2, 22 times, MR: Jordan Evans vs. Baylor (11/12/16)

#### Pass Breakups

5, Derrick Strait vs. Oklahoma State (11/24/01)  
4, 9 times, MR: Tre Brown vs. Baylor (9/29/18)

## SPECIAL TEAMS

#### Field Goals Made

4, 9 times, MR: Gabe Brkic vs. Tulane (9/4/21)\*

## LONGEST PLAYS

#### Rush

99, Abdul Adams at Baylor (9/23/17)\*#  
95, Damien Williams vs. Texas (10/13/12)#  
92, DeMarco Murray vs. Utah State (9/15/07)#  
89, Damien Williams vs. Florida A&M (9/8/12)#  
86, Kennedy Brooks vs. Kansas State (10/27/18)#  
84, Adrian Peterson vs. Oklahoma State (11/26/05)#

#### Pass Play

88, Baker Mayfield to Dede Westbrook vs. Kansas State (10/15/16)#  
87, Kyler Murray to Marquise Brown vs. Tulane (9/16/17)#  
86, Landry Jones to Cameron Kenney at OSU (11/27/10)#  
86, Kyler Murray to CeeDee Lamb vs. Baylor (9/29/18)#  
84, Baker Mayfield to Marquise Brown at Oklahoma State (11/4/17)#  
82, Kyler Murray to CeeDee Lamb vs. Kansas State (10/27/18)#  
82, Baker Mayfield to CeeDee Lamb vs. Tulane (9/16/17)#  
82, Blake Bell to Jaz Reynolds vs. Tulsa (9/14/13)

#### Punt

85, Tress Way vs. Utah State (9/4/10)  
75, Tress Way at TCU (12/1/12)  
75, Michael Cohen at Texas A&M (11/4/06)  
74, Tress Way vs. Oklahoma State (11/28/09)  
73, Cody Freeby at Texas Tech (11/19/05)

#### Field Goal

56, Gabe Brkic vs. Western Carolina (9/11/21)  
56, Gabe Brkic vs. Tulane (9/4/21)  
55, Gabe Brkic vs. Tulane (9/4/21)  
54, Gabe Brkic vs. Iowa State (12/19/20)  
53, Michael Hunnicutt at Kansas State (10/29/11)  
53, Garrett Hartley vs. Utah State (9/15/07)  
52, Garrett Hartley vs. Texas (10/8/05)  
51, Austin Seibert vs. West Virginia (11/25/17)  
51, Gabe Brkic vs. Tulane (9/4/21)  
51, Gabe Brkic at Iowa State (10/3/20)  
50, Garrett Hartley at Nebraska (10/29/05)  
50, Gabe Brkic vs. Baylor (12/5/20)  
50, Gabe Brkic vs. Kansas (11/7/20)

#### Punt Return

91, Antonio Perkins at Tulsa (8/30/02)#  
91, Jalen Saunders vs. Iowa State (11/16/13)#  
90, Justin Brown vs. Kansas (10/20/12)#  
87, Ryan Broyles vs. Oklahoma State (11/28/09)#  
84, Antonio Perkins vs. UCLA (9/20/03)#

#### Kick Return

100, Alex Ross at West Virginia (9/20/14)\*#  
100, Roy Finch vs. Kansas (10/20/12)\*#  
100, Mark Bradley at Iowa State (10/4/03)#\*  
97, Joe Mixon vs. Ohio State (9/17/16)#  
93, J.T. Thatcher at Kansas State (10/14/00)

#### Interception Return

100, Julian Wilson vs. Tennessee (9/13/14)\*#  
97, Derrick Strait at Texas Tech (11/22/03)  
85, Dominique Franks at Kansas (10/24/09)#  
85, J.T. Thatcher vs. Texas Tech (11/18/00)#  
80, Jordan Evans at West Virginia (11/19/16)#

#### Fumble Return

70, Nik Bonitto at Kansas State (10/2/21)\*  
69, Cory Heinecke at Air Force (9/1/01)#  
61, Reggie Smith vs. Miami (FL) (9/8/07)#  
56, Jamell Fleming vs. Texas (10/8/11)#  
53, Keenan Clayton vs. Texas Tech (11/22/08)

\* School record

# Play resulted in a touchdown

## TEAM

## OFFENSE

**First Downs**

44, vs. Oklahoma State (11/24/12)  
 41, at Iowa State (11/1/14)  
 39, vs. Missouri (12/6/08)  
 38, vs. Tulsa (9/19/15)  
 37, vs. Iowa State (10/16/10)

**Rushing Yards**

510, vs. Kansas (11/22/14)  
 510, at Iowa State (11/1/14)  
 435, vs. Florida (12/30/20)  
 405, vs. Texas Tech (10/24/15)  
 405, vs. Iowa State (11/16/13)  
 384, at Texas Tech (11/15/14)

**Rushing Attempts**

66, vs. Iowa State (10/19/02)  
 64, vs. TCU (11/23/19)  
 64, at West Virginia (11/19/16)  
 63, vs. Oklahoma State (12/6/14)  
 61, vs. Texas A&M (11/8/03)  
 61, vs. Texas Tech (11/23/02)

**Rushing Touchdowns**

8, vs. Florida A&M (9/8/12)  
 7, vs. Texas Tech (10/24/15)  
 7, vs. North Texas (9/1/07)  
 7, vs. Texas (10/7/00)  
 6, vs. Kansas (11/7/20)  
 6, at Texas Tech (10/31/20)  
 6, vs. Texas (10/13/12)  
 6, vs. Missouri (12/6/08)

**Passing Yards**

598, at Oklahoma State (11/4/17)  
 554, at West Virginia (11/17/12)  
 545, at Texas Tech (10/22/16)  
 520, at Kansas State (10/29/11)  
 512, vs. Oklahoma State (11/24/12)

**Pass Completions**

47, vs. Oklahoma State (11/24/12)  
 39, vs. Tulsa (9/3/11)  
 39, vs. Tulsa (11/3/01)  
 38, at West Virginia (11/17/12)  
 37, at Oklahoma State (11/27/10)  
 37, at Kansas State (10/29/11)

**Pass Attempts**

73, vs. Oklahoma State (11/24/12)  
 62, at Oklahoma State (11/27/10)  
 60, at Texas A&M (11/6/10)  
 58, at Nebraska (11/7/09)  
 55, vs. Texas Tech (10/22/11)

**Passing Touchdowns**

7, at Texas Tech (10/22/16)  
 6, vs. South Dakota (9/7/19)  
 6 vs. Baylor (9/29/18)  
 6, at West Virginia (11/17/12)  
 6, vs. Tulsa (9/19/09)  
 6, vs. Miami (FL) (9/8/07)  
 5, 24 times, MR: vs. Western Carolina (9/11/21)

**Total Offense**

854, at Texas Tech (10/22/16)  
 785, at Oklahoma State (11/4/17)  
 773, vs. Tulsa (9/19/15)  
 751, at Iowa State (11/1/14)  
 733, vs. South Dakota (9/7/19)  
 710, at Kansas (10/31/15)

**Points**

79, vs. North Texas (9/1/07)  
 77, vs. Texas A&M (11/8/03)  
 76, vs. Western Carolina (9/11/21)  
 70, vs. South Dakota (9/7/19)  
 69, vs. Florida A&M (9/8/12)  
 68, vs. UTEP (9/14/02)  
 66, at Texas Tech (10/22/16)  
 66, at Texas A&M (11/8/08)

## DEFENSE

**Fewest First Downs Allowed**

1, vs. Chattanooga (8/30/08)  
 3, vs. Colorado (12/4/04)  
 3, vs. Texas A&M (11/8/03)  
 5, vs. Colorado (10/21/06)  
 5, vs. Iowa State (10/19/02)  
 5, vs. Texas A&M (11/10/01)

**Fewest Rush Yards Allowed**

-48, at Baylor (11/18/06)  
 -22, vs. Idaho State (9/12/09)  
 -7, at Texas Tech (11/17/01)  
 -7, vs. Texas (10/7/00)  
 -4, vs. Colorado (12/4/04)

**Fewest Pass Yards Allowed**

13, vs. Arkansas (1/1/02)  
 16, at Kansas (10/19/13)  
 20, vs. Chattanooga (8/30/08)  
 25, at Baylor (11/4/00)  
 32, vs. Texas A&M (11/8/03)  
 40, vs. Army (9/22/18)

**Fewest Completions Allowed**

2, vs. Arkansas (1/1/02)  
 3, vs. Army (9/22/18)  
 3, vs. Chattanooga (8/30/08)  
 3, vs. Colorado (10/21/06)  
 4, vs. Texas A&M (11/8/03)  
 4, vs. Iowa State (10/19/02)

**Fewest Total Yards Allowed**

36, vs. Chattanooga (8/30/08)  
 44, vs. Idaho State (9/12/09)  
 46, vs. Colorado (12/4/04)  
 50, vs. Arkansas (1/1/02)  
 54, vs. Texas A&M (11/8/03)

**Fewest Points Allowed**

0, 15 times, MR: vs. Western Carolina (9/11/21)

**Most Sacks Recorded**

9, vs. Kansas (11/7/20)  
 9, vs. Texas (10/12/19)  
 9, vs. Arkansas (1/1/02)  
 9, at Nebraska (10/29/05)  
 8, vs. Texas (10/8/11)  
 7, 7 times, MR: vs. West Virginia (10/3/15)

**Most Interceptions Recorded**

5, at Texas Tech (11/22/03)  
 5, vs. Kansas (9/30/00)  
 4, vs. Texas Tech (10/24/15)  
 4, vs. Texas (10/6/01)  
 3, 25 times, MR: vs. TCU (11/21/15)

**Most Turnovers Forced**

7, vs. Kansas (9/30/00)  
 7, vs. UTEP (9/2/00)  
 6, vs. Texas (10/11/03)  
 5, 10 times, MR: vs. West Virginia (10/3/15)

**2021 RESULTS** (OVERALL: 5-0 | BIG 12: 2-0 | HOME: 4-0 | AWAY: 1-0 | NEUTRAL: 0-0)

Date	CFP/AP/C	Opponent (Rank)	TV	Site	Result	Attend.	Top Passer	Top Rusher	Top Receiver	Top Tackler
9/4	(NA/2/3)	Tulane	ABC	Norman	W, 40-35	42,206	Rattler (30-39-304-2, 1 TD)	Brooks (14-87-1)	Mims (5-137-0)	Turner-Yell (10)
9/11	(NA/4/4)	Western Carolina	PPV	Norman	W, 76-0	83,538	Rattler (20-26-243-0, 5TD)	Gray (9-74-0)	Williams (4-49-1)	Stutsman (8)
9/18	(NA/3/3)	Nebraska	FOX	Norman	W, 23-16	84,659	Rattler (24-34-214-0, 1 TD)	Gray (15-84-0)	Haselwood (6-61-0)	White (10)
9/25	(NA/4/3)	West Virginia	ABC	Norman	W, 16-13	84,353	Rattler (26-36-256-2, 1 TD)	Gray (12-38-0)	Woods (8-86-0)	Asamoah/Fields (9)
10/2	(NA/6/4)	at Kansas State	FOX	Manhattan, Kan.	W, 37-31	47,690	Rattler (22-25-243-1, 2 TD)	Brooks (15-91-1)	Mims (4-71-0)	Fields (9)
10/9	(NA/6/5)	vs. Texas (NA/21/23)	ABC	Dallas, Texas						
10/16		TCU		Norman						
10/23		at Kansas		Lawrence, Kan.						
10/30		Texas Tech		Norman						
11/13		at Baylor		Waco, Texas						
11/20		Iowa State		Norman						
11/27		at Oklahoma State		Stillwater, Okla.						

**TEAM STATISTICS**

	OU	OPP
<b>SCORING</b>	<b>192</b>	<b>95</b>
Points Per Game	38.4	19.0
Points Off Turnovers	26	13
<b>FIRST DOWNS</b>	<b>119</b>	<b>92</b>
Rushing	44	30
Passing	66	55
Penalty	9	7
<b>RUSHING YARDAGE</b>	<b>796</b>	<b>417</b>
Yards gained rushing	886	573
Yards lost rushing	90	156
Rushing Attempts	168	153
Average Per Rush	4.7	2.7
Average Per Game	159.2	83.4
TDs Rushing	12	4
<b>PASSING YARDAGE</b>	<b>1392</b>	<b>1207</b>
Comp-Att-Int	131-176-4	119-181-3
Average Per Pass	7.9	6.7
Average Per Catch	10.6	10.1
Average Per Game	278.4	241.4
TDs Passing	10	7
<b>TOTAL OFFENSE</b>	<b>2188</b>	<b>1624</b>
Total Plays	344	334
Average Per Play	6.4	4.9
Average Per Game	437.6	324.8
<b>KICK RETURNS: #-Yards</b>	<b>5-103</b>	<b>11-289</b>
<b>PUNT RETURNS: #-Yards</b>	<b>6-25</b>	<b>4-34</b>
<b>INT RETURNS: #-Yards</b>	<b>3-37</b>	<b>4-0</b>
<b>KICK RETURN AVERAGE</b>	<b>20.6</b>	<b>26.3</b>
<b>PUNT RETURN AVERAGE</b>	<b>4.2</b>	<b>8.5</b>
<b>INT RETURN AVERAGE</b>	<b>12.3</b>	<b>0.0</b>
<b>FUMBLES-LOST</b>	<b>4-0</b>	<b>12-6</b>
<b>PENALTIES-Yards</b>	<b>34-355</b>	<b>32-242</b>
Average Per Game	71.0	48.4
<b>PUNTS-Yards</b>	<b>8-372</b>	<b>19-824</b>
Average Per Punt	46.5	43.4
Net punt average	42.2	41.0
<b>KICKOFFS-Yards</b>	<b>37-2349</b>	<b>17-946</b>
Average Per Kick	63.5	55.6
Net kick average	39.5	37.8
<b>TIME OF POSSESSION/Game</b>	<b>30:22</b>	<b>29:38</b>
<b>3RD-DOWN Conversions</b>	<b>26/54</b>	<b>24/71</b>
3rd-Down Pct	48%	34%
<b>4TH-DOWN Conversions</b>	<b>4/6</b>	<b>12/19</b>
4th-Down Pct	67%	63%
<b>SACKS BY-Yards</b>	<b>15-83</b>	<b>9-19</b>
<b>MISC YARDS</b>	<b>0</b>	<b>0</b>
<b>TOUCHDOWNS SCORED</b>	<b>22</b>	<b>12</b>
<b>FIELD GOALS-ATTEMPTS</b>	<b>12-14</b>	<b>4-7</b>
<b>ON-SIDE KICKS</b>	<b>0-0</b>	<b>1-2</b>
<b>RED-ZONE SCORES</b>	<b>(28-29) 97%</b>	<b>(12-16) 75%</b>
<b>RED-ZONE TOUCHDOWNS</b>	<b>(22-29) 76%</b>	<b>(9-16) 56%</b>
<b>PAT-ATTEMPTS</b>	<b>(22-22) 100%</b>	<b>(9-10) 90%</b>
<b>ATTENDANCE</b>	<b>294756</b>	<b>47690</b>
Games/Avg Per Game	4/73689	1/47690
Neutral Site Games		0/0

**SCORE BY QUARTERS**

	1st	2nd	3rd	4th	OT	TOTAL
Oklahoma	48	61	46	37	—	192
Opponents	31	6	24	34	—	95

**RUSHING**

Name	G	Att	Gain	Loss	Net	Avg	TD	Long	Avg/G
Brooks, Kennedy	5	54	334	16	318	5.9	4	32	63.6
Gray, Eric	5	49	254	9	245	5.0	0	18	49.0
Rattler, Spencer	5	35	148	32	116	3.3	2	22	23.2
Williams, Caleb	2	5	66	5	61	12.2	1	59	30.5
Knowles, Jaden	5	4	37	0	37	9.2	2	29	7.4
Hudson, Todd	1	9	30	5	25	2.8	2	12	25.0
Hall, Jeremiah	5	4	16	0	16	4.0	1	6	3.2
Williams, Mario	5	1	1	0	1	1.0	0	1	0.2
TEAM	5	7	0	23	-23	-3.3	0	0	-4.6
<b>Total</b>	<b>5</b>	<b>168</b>	<b>886</b>	<b>90</b>	<b>796</b>	<b>4.7</b>	<b>12</b>	<b>59</b>	<b>159.2</b>
<b>Opponents</b>	<b>5</b>	<b>153</b>	<b>573</b>	<b>156</b>	<b>417</b>	<b>2.7</b>	<b>4</b>	<b>20</b>	<b>83.4</b>

**PASSING**

Name	G	Effic	Comp-Att-Int	Pct	Yds	TD	Long	Avg/G
Rattler, Spencer	5	158.02	122-160-4	76.2	1260	10	50	252.0
Williams, Caleb	3	132.44	6-11-0	54.5	102	0	57	42.0
Rucker, Ralph	1	184.00	2-2-0	100.0	20	0	12	20.0
TEAM	5	0.00	0-2-0	0.0	0	0	0	0.0
Williams, Mario	5	184.00	1-1-0	100.0	10	0	10	2.0
<b>Total</b>	<b>5</b>	<b>155.07</b>	<b>131-176-4</b>	<b>74.4</b>	<b>1392</b>	<b>10</b>	<b>57</b>	<b>278.4</b>
<b>Opponents</b>	<b>5</b>	<b>131.21</b>	<b>119-181-3</b>	<b>65.7</b>	<b>1207</b>	<b>7</b>	<b>55</b>	<b>241.4</b>

**RECEIVING**

Name	G	No	Yds	Avg	TD	Long	Avg/G
Woods, Michael II	5	20	187	9.4	2	35	37.4
Williams, Mario	5	20	178	8.9	2	19	35.6
Haselwood, Jadon	5	18	166	9.2	2	24	33.2
Mims, Marvin	5	14	264	18.9	0	50	52.8
Hall, Jeremiah	5	12	70	5.8	2	16	14.0
Willis, Brayden	5	8	102	12.8	0	28	20.4
Stoops, Drake	4	8	90	11.2	0	22	22.5
Gray, Eric	5	8	85	10.6	1	38	17.0
Stogner, Austin	5	7	74	10.6	1	20	14.8
Jackson, Cody	2	5	45	9.0	0	12	22.5
Darby, Brian	2	4	42	10.5	0	16	21.0
Sumlin, Jackson	4	3	19	6.3	0	11	4.8
Knowles, Jaden	5	2	65	32.5	0	57	13.0
Groos, Carsten	1	1	8	8.0	0	8	8.0
West, Trevon	5	1	-3	-3.0	0	0	-0.6
<b>Total</b>	<b>5</b>	<b>131</b>	<b>1392</b>	<b>10.6</b>	<b>10</b>	<b>57</b>	<b>278.4</b>
<b>Opponents</b>	<b>5</b>	<b>119</b>	<b>1207</b>	<b>10.1</b>	<b>7</b>	<b>55</b>	<b>241.4</b>

**PUNT RETURNS**

Name	No.	Yds	Avg	TD	Long
Mims, Marvin	5	25	5.0	0	18
<b>Total</b>	<b>5</b>	<b>25</b>	<b>5.0</b>	<b>0</b>	<b>18</b>
<b>Opponents</b>	<b>4</b>	<b>34</b>	<b>8.5</b>	<b>0</b>	<b>16</b>

**KICK RETURNS**

Name	No.	Yds	Avg	TD	Long
Williams, Mario	3	72	24.0	0	31
Mims, Marvin	2	31	15.5	0	31
<b>Total</b>	<b>5</b>	<b>103</b>	<b>20.6</b>	<b>0</b>	<b>31</b>
<b>Opponents</b>	<b>11</b>	<b>289</b>	<b>26.3</b>	<b>1</b>	<b>93</b>

**INTERCEPTIONS**

Name	No.	Yds	Avg	TD	Long
Washington, Bryson	1	37	37.0	0	37
Graham, D.J.	1	0	0.0	0	0
Turner-Yell, Delarrin	1	0	0.0	0	0
<b>Total</b>	<b>3</b>	<b>37</b>	<b>12.3</b>	<b>0</b>	<b>37</b>
<b>Opponents</b>	<b>4</b>	<b>0</b>	<b>0.0</b>	<b>0</b>	<b>0</b>

**FUMBLE RETURNS**

Name	No.	Yds	Avg	TD	Long
<b>Bonitto, Nik</b>	<b>1</b>	<b>70</b>	<b>70.0</b>	<b>0</b>	<b>70</b>
<b>Total</b>	<b>1</b>	<b>70</b>	<b>70.0</b>	<b>0</b>	<b>70</b>
<b>Opponents</b>	<b>0</b>	<b>0</b>	<b>0.0</b>	<b>0</b>	<b>0</b>

**FIELD GOALS BY PLAYER**

Name	FGM-FGA	Pct.	01-19	20-29	30-39	40-49	50-99	Lg	Blk
Brkic, Gabe	11-13	84.6	0-0	3-3	2-3	2-2	4-5	56	0
Schmit, Zach	1-1	100.0	0-0	0-0	0-0	1-1	0-0	46	0

**FIELD GOALS SEQUENCE**

	Oklahoma	Opponents
Tulane	(26),(51),(56),(55),31	41
Western Carolina	(56),(46)	-
Nebraska	54	(51),50,35
West Virginia	(28),(35),(30)	(25),(21)
Kansas State	(40),(27),(47)	(30)
Texas		
TCU		
Kansas		
Texas Tech		
Baylor		
Iowa State		
Oklahoma State		

Numbers in (parentheses) indicate field goal was made

**PUNTING**

Name	No.	Yds.	Avg.	Long	TB	FC	I20	50+	Blkd
Turk, Michael	8	372	46.5	57	0	1	5	4	0
<b>Total</b>	<b>8</b>	<b>372</b>	<b>46.5</b>	<b>57</b>	<b>0</b>	<b>1</b>	<b>5</b>	<b>4</b>	<b>0</b>
<b>Opponents</b>	<b>19</b>	<b>824</b>	<b>43.4</b>	<b>60</b>	<b>1</b>	<b>7</b>	<b>3</b>	<b>3</b>	<b>0</b>

**KICKOFFS**

Name	No.	Yds.	Avg.	TB	OB	Ret.	Net	YdLn
Brkic, Gabe	31	1959	63.2	19	1			
Schmit, Zach	6	390	65.0	5	0			
<b>Total</b>	<b>37</b>	<b>2349</b>	<b>63.5</b>	<b>24</b>	<b>1</b>	<b>289</b>	<b>39.5</b>	<b>25</b>
<b>Opponents</b>	<b>17</b>	<b>946</b>	<b>55.6</b>	<b>8</b>	<b>0</b>	<b>103</b>	<b>37.8</b>	<b>27</b>

**SCORING**

Name	TD	FGs	PAT Kick	PAT Rush	PAT Rcv	PAT Pass	DXP	Saf	Points
Brkic, Gabe	0	11-13	18-18	0-0	0	0-0	0	0	51
Brooks, Kennedy	4	0-0	0-0	0-0	0	0-0	0	0	24
Hall, Jeremiah	3	0-0	0-0	0-0	0	0-0	0	0	18
Hudson, Todd	2	0-0	0-0	0-0	0	0-0	0	0	12
Williams, Mario	2	0-0	0-0	0-0	0	0-0	0	0	12
Rattler, Spencer	2	0-0	0-0	0-0	0	0-0	0	0	12
Woods, Michael II	2	0-0	0-0	0-0	0	0-0	0	0	12
Haselwood, Jadon	2	0-0	0-0	0-0	0	0-0	0	0	12
Knowles, Jaden	2	0-0	0-0	0-0	0	0-0	0	0	12
Schmit, Zach	0	1-1	4-4	0-0	0	0-0	0	0	7
Williams, Caleb	1	0-0	0-0	0-0	0	0-0	0	0	6
Stogner, Austin	1	0-0	0-0	0-0	0	0-0	0	0	6
Gray, Eric	1	0-0	0-0	0-0	0	0-0	0	0	6
Fields, Pat	0	0-0	0-0	0-0	0	0-0	1	0	2
<b>Total</b>	<b>22</b>	<b>12-14</b>	<b>22-22</b>	<b>0-0</b>	<b>0</b>	<b>0-0</b>	<b>1</b>	<b>0</b>	<b>192</b>
<b>Opponents</b>	<b>12</b>	<b>4-7</b>	<b>9-10</b>	<b>1-2</b>	<b>0</b>	<b>0-0</b>	<b>0</b>	<b>0</b>	<b>95</b>

**ALL-PURPOSE YARDS**

Name	G	Rush	Rec	PR	KOR	IR	Tot	Avg/G
Gray, Eric	5	245	85	0	0	0	330	66.0
Mims, Marvin	5	0	264	25	31	0	320	64.0
Brooks, Kennedy	5	318	0	0	0	0	318	63.6
Williams, Mario	5	1	178	0	72	0	251	50.2
Woods, Michael II	5	0	187	0	0	0	187	37.4
Haselwood, Jadon	5	0	166	0	0	0	166	33.2
Rattler, Spencer	5	116	0	0	0	0	116	23.2
Knowles, Jaden	5	37	65	0	0	0	102	20.4
Willis, Brayden	5	0	102	0	0	0	102	20.4
Stoops, Drake	4	0	90	0	0	0	90	22.5
Hall, Jeremiah	5	16	70	0	0	0	86	17.2
Stogner, Austin	5	0	74	0	0	0	74	14.8
Williams, Caleb	2	61	0	0	0	0	61	30.5
Jackson, Cody	2	0	45	0	0	0	45	22.5
Darby, Brian	2	0	42	0	0	0	42	21.0
Washington, Bryson	5	0	0	0	0	37	37	7.4
Hudson, Todd	1	25	0	0	0	0	25	25.0
Sumlin, Jackson	4	0	19	0	0	0	19	4.8
Groos, Carsten	1	0	8	0	0	0	8	8.0
West, Trevon	5	0	-3	0	0	0	-3	-0.6
TEAM	5	-23	0	0	0	0	-23	-4.6
<b>Total</b>	<b>5</b>	<b>796</b>	<b>1392</b>	<b>25</b>	<b>103</b>	<b>37</b>	<b>2353</b>	<b>470.6</b>
<b>Opponents</b>	<b>5</b>	<b>417</b>	<b>1207</b>	<b>34</b>	<b>289</b>	<b>0</b>	<b>1947</b>	<b>389.4</b>

**TOTAL OFFENSE**

Name	G	Plays	Rush	Pass	Total	Avg/G
Rattler, Spencer	5	195	116	1260	1376	275.2
Brooks, Kennedy	5	54	318	0	318	63.6
Gray, Eric	5	49	245	0	245	49.0
Williams, Caleb	3	16	61	102	163	54.3
Knowles, Jaden	5	4	37	0	37	7.4
Hudson, Todd	1	9	25	0	25	25.0
Rucker, Ralph	1	2	0	20	20	20.0
Hall, Jeremiah	5	4	16	0	16	3.2
Williams, Mario	5	2	1	10	11	2.2
TEAM	5	9	-23	0	-23	-4.6
<b>Total</b>	<b>5</b>	<b>344</b>	<b>796</b>	<b>1392</b>	<b>2188</b>	<b>437.6</b>
<b>Opponents</b>	<b>5</b>	<b>334</b>	<b>417</b>	<b>1207</b>	<b>1624</b>	<b>324.8</b>



## OFFENSIVE GAME-BY-GAME

### PASSING (Quarterbacks only)

#7 Spencer Rattler	Att	Comp	INT	Pct	Yards	TD	Long	Sack	Yds	Effic
Tulane	39	30	2	76.9	304	1	50	1	-10	140.6
Western Carolina	26	20	0	76.9	243	5	28	1	2	218.9
Nebraska	34	24	0	70.6	214	1	23	0	0	133.2
West Virginia	36	26	1	72.2	256	1	38	4	13	135.6
Kansas State	25	22	1	88.0	243	2	40	2	9	188.0
<b>TOTALS</b>	<b>160</b>	<b>122</b>	<b>4</b>	<b>76.2</b>	<b>1260</b>	<b>10</b>	<b>50</b>	<b>8</b>	<b>14</b>	<b>158.0</b>

#13 Caleb Williams	Att	Comp	INT	Pct	Yards	TD	Long	Sack	Yds	Effic
Western Carolina	10	5	0	50.0	84	0	57	1	5	120.6
Kansas State	1	1	0	100.0	18	0	18	0	0	251.2
<b>TOTALS</b>	<b>11</b>	<b>6</b>	<b>0</b>	<b>54.5</b>	<b>102</b>	<b>0</b>	<b>57</b>	<b>1</b>	<b>5</b>	<b>132.4</b>

#19 Ralph Rucker	Att	Comp	INT	Pct	Yards	TD	Long	Sack	Yds	Effic
Western Carolina	2	2	0	100.0	20	0	12	0	0	184.0
<b>TOTALS</b>	<b>2</b>	<b>2</b>	<b>0</b>	<b>100.0</b>	<b>20</b>	<b>0</b>	<b>12</b>	<b>0</b>	<b>0</b>	<b>184.0</b>

### RUSHING

Player	No-Yds/TD	TLN	WCU	NU	WVU	KSU	UT	TCU	KU	TTU	BU	ISU	OSU
Brooks, Kennedy	54-318/4	14-87/1	6-48/1	14-75/1	5-17/0	15-91/1							
Gray, Eric	49-245/0	9-27/0	9-74/0	15-84/0	12-38/0	4-22/0							
Rattler, Spencer	35-116/2	8-28/1	4-29/0	6-35/1	9-0/0	8-24/0							
Williams, Caleb	5-61/1	1-1/1	4-60/0	DNP	DNP	DNP							
Knowles, Jaden	4-37/2	-	4-37/2	-	-	-							
Hudson, Todd	9-25/2	DNP	9-25/2	DNP	DNP	DNP							
Hall, Jeremiah	4-16/1	-	1-6/0	-	1-1/0	2-9/1							
Williams, Mario	1-1/0	-	-	-	1-1/0	-							
TEAM	7--23/0	3--6/0	1--2/0	-	-	3--15/0							

### RECEIVING

Player	No-Yds/TD	TLN	WCU	NU	WVU	KSU	UT	TCU	KU	TTU	BU	ISU	OSU
Mims, Marvin	14-264/0	5-117/0	1-19/0	2-32/0	2-25/0	4-71/0							
Woods, Michael	20-187/2	4-36/0	2-8/1	3-24/0	8-86/0	3-33/1							
Williams, Mario	20-178/2	6-37/1	4-49/1	3-29/0	4-34/0	3-29/0							
Haselwood, Jadon	18-166/2	4-47/0	4-19/2	6-61/0	3-21/0	1-18/0							
Willis, Brayden	8-102/0	-	2-51/0	1-11/0	1-9/0	4-31/0							
Stoops, Drake	8-90/0	DNP	1-13/0	2-31/0	3-15/0	2-31/0							
Gray, Eric	8-85/1	1--6/0	1-20/1	1-2/0	3-52/0	2-17/0							
Stogner, Austin	7-74/1	3-36/0	1-13/0	1-9/0	1-5/1	1-11/0							
Hall, Jeremiah	12-70/2	4-24/0	1-16/0	3-1/1	1-9/0	3-20/1							
Knowles, Jaden	2-65/0	-	2-65/0	-	-	-							
Jackson, Cody	5-45/0	DNP	3-31/0	2-14/0	DNP	DNP							
Darby, Brian	4-42/0	3-26/0	1-16/0	DNP	DNP	DNP							
Sumlin, Jackson	3-19/0	DNP	3-19/0	-	-	-							
Groos, Carsten	1-8/0	DNP	1-8/0	DNP	DNP	DNP							
West, Trevon	1--3/0	1--3/0	-	-	-	-							

**TEAM TOTALS**

	Score	1st Downs	Rushing No-Yds-TD	Passing (C-A-I-Yds-TD)	Total Offense (Play-Yds)	Punts No.-Avg.	Fumbles No.-Lost	Penalties No.-Yds	KO Ret. No.-Yds	Punt Ret. (No.-Yds)	Int. Ret. No.-Yds.	3rd-Down Conv.	Time of Poss.
Tulane	35	24	32-100-2	27-45-0-296-3	77-396	3-49.7	4-3	6-48	2-37.0	0-0.0	2-0	4 of 14	26:37
<b>Oklahoma</b>	<b>40</b>	<b>24</b>	<b>35-116-3</b>	<b>31-40-2-314-1</b>	<b>75-430</b>	<b>0-0.0</b>	<b>1-0</b>	<b>7-50</b>	<b>0-0</b>	<b>1-3</b>	<b>0-0</b>	<b>3 of 12</b>	<b>33:23</b>
Western Carolina	0	11	27-55-0	21-36-1-123-0	63-178	8-35.2	4-2	4-30	3-79	1-16	0-0	3 of 15	27:01
<b>Oklahoma</b>	<b>76</b>	<b>31</b>	<b>38-277-5</b>	<b>27-38-0-347-5</b>	<b>76-624</b>	<b>1-57.0</b>	<b>1-0</b>	<b>6-61</b>	<b>0-0</b>	<b>2-20</b>	<b>1-37</b>	<b>8 of 12</b>	<b>29:59</b>
Nebraska	16	18	38-95-1	19-25-1-289-1	63-384	2-50.0	0-0	8-70	1-12	1-10	0-0	6 of 14	29:10
<b>Oklahoma</b>	<b>23</b>	<b>21</b>	<b>35-194-2</b>	<b>24-34-0-214-1</b>	<b>69-408</b>	<b>4-39.2</b>	<b>0-0</b>	<b>7-70</b>	<b>1-31</b>	<b>1-0</b>	<b>1-0</b>	<b>6 of 11</b>	<b>30:50</b>
West Virginia	13	18	29-47-1	23-34-1-179-0	63-226	5-46.6	3-0	7-43	1-27	2-8	1-0	4 of 14	33:00
<b>Oklahoma</b>	<b>16</b>	<b>19</b>	<b>28-57-0</b>	<b>26-36-1-256-1</b>	<b>64-313</b>	<b>3-52.7</b>	<b>0-0</b>	<b>4-35</b>	<b>3-72</b>	<b>1-2</b>	<b>1-0</b>	<b>5 of 12</b>	<b>27:00</b>
<b>Oklahoma</b>	<b>37</b>	<b>22</b>	<b>32-131-2</b>	<b>23-28-1-261-2</b>	<b>60-392</b>	<b>0-0</b>	<b>2-0</b>	<b>10-85</b>	<b>0-0</b>	<b>0-0</b>	<b>0-0</b>	<b>4 of 7</b>	<b>27:18</b>
at Kansas State	31	22	27-100-0	29-41-0-320-3	68-420	1-60	1-1	7-50	4-134	0-0	1-0	8 of 15	32:42
<b>Oklahoma</b> vs. Texas													
TCU <b>Oklahoma</b>													
<b>Oklahoma</b> at Kansas													
Texas Tech <b>Oklahoma</b>													
<b>Oklahoma</b> at Baylor													
Iowa State <b>Oklahoma</b>													
<b>Oklahoma</b> at Okla. State													

**STARTING LINEUPS**

OFFENSE	QB	RB	TE/H-BACK	WR	WR	WR	LT	LG	C	RG	RT
TULANE	Rattler	Gray	Stogner	Haselwood	Mims	Woods	Harrison	Hayes	Congel	Murray	Robinson
WESTERN CAROLINA	Rattler	Gray	Stogner	Haselwood	Mims	Woods	Harrison	Hayes	Congel	Murray	Robinson
NEBRASKA	Rattler	Gray	Stogner	Haselwood	Mims	Woods	Harrison	Hayes	Congel	Murray	Robinson
WEST VIRGINIA	Rattler	Gray	Stogner	Haselwood	Mims	Woods	Harrison	Hayes	Raym	Murray	Robinson
at Kansas State	Rattler	Gray	Willis	Haselwood	Mims	Woods	Harrison	Hayes	Raym	Murray	Robinson
vs. Texas											
TCU											
at Kansas											
TEXAS TECH											
at Baylor											
IOWA STATE											
at Okla. State											

DEFENSE	DE	NG	DT	RUSH	MLB	WLB	CB	FS	SS	CB	NB
TULANE	Grimes	Winfrey	Redmond	Bonitto	Ugwoegbu	White	Washington	Fields	Turner-Yell	Davis	Bowman
WESTERN CAROLINA	Thomas	Winfrey	Redmond	Bonitto	Ugwoegbu	White	Washington	Fields	Turner-Yell	McCutchin	Bowman
NEBRASKA	Thomas	Winfrey	Redmond	Bonitto	Asamoah	White	Graham	Fields	Turner-Yell	Davis	Broiles
WEST VIRGINIA	Thomas	Winfrey	Ellison	Bonitto	Asamoah	White	Graham	Fields	Turner-Yell	Davis	Bowman
at Kansas State	Thomas	Winfrey	Ellison	Bonitto	Asamoah	White	Graham	Fields	Turner-Yell	Davis	Bowman
vs. Texas											
TCU											
at Kansas											
TEXAS TECH											
at Baylor											
IOWA STATE											
at Okla. State											

### 3RD-DOWN CONVERSIONS

Date	Opponent	Score	Overall		1st Qtr		2nd Qtr		3rd Qtr		4th Qtr		OT	
			Att	Conv	Att	Conv	Att	Conv	Att	Conv	Att	Conv		
Sept. 4	TULANE	W, 40-35	3-12	25.0%	1-1	100.0%	0-4	0.0%	1-3	33.3%	1-4	25.0%	—	—
Sept. 11	W. CAROLINA	W, 76-0	8-12	66.7%	1-2	50.0%	3-3	100.0%	3-4	75.0%	1-3	33.3%	—	—
Sept. 18	NEBRASKA	W, 21-16	6-11	54.5%	2-3	66.7%	0-2	0.0%	2-2	100.0%	2-4	50.0%	—	—
Sept. 25	WEST VIRGINIA	W, 16-13	5-12	41.7%	1-2	50.0%	0-3	0.0%	2-4	50.0%	2-3	66.7%	—	—
Oct. 2	at Kansas State	W, 37-31	4-7	57.1%	1-2	50.0%	1-1	100.0%	1-2	50.0%	1-2	50.0%	—	—
Oct. 9	vs. Texas													
Oct. 16	TCU													
Oct. 23	at Kansas													
Oct. 30	TEXAS TECH													
Nov. 13	at Baylor													
Nov. 20	IOWA STATE													
Nov. 27	at Okla. State													

### 4TH-DOWN CONVERSIONS

Date	Opponent	Score	Overall		1st Qtr		2nd Qtr		3rd Qtr		4th Qtr		OT	
			Att	Conv	Att	Conv	Att	Conv	Att	Conv	Att	Conv		
Sept. 4	TULANE	W, 40-35	2-3	66.7%	0-0	0.0%	2-2	100.0%	0-1	0.0%	0-0	0.0%	—	—
Sept. 11	W. CAROLINA	W, 76-0	1-1	100.0%	0-0	0.0%	0-0	0.0%	0-0	0.0%	1-1	100.0%	—	—
Sept. 18	NEBRASKA	W, 21-16	0-0	0.0%	0-0	0.0%	0-0	0.0%	0-0	0.0%	0-0	0.0%	—	—
Sept. 25	WEST VIRGINIA	W, 16-13	1-2	50.0%	1-1	100.0%	0-0	0.0%	0-1	0.0%	0-0	0.0%	—	—
Oct. 2	at Kansas State	W, 37-31	0-0	0.0%	0-0	0.0%	0-0	0.0%	0-0	0.0%	0-0	0.0%	—	—
Oct. 9	vs. Texas													
Oct. 16	TCU													
Oct. 23	at Kansas													
Oct. 30	TEXAS TECH													
Nov. 13	at Baylor													
Nov. 20	IOWA STATE													
Nov. 27	at Okla. State													

### TIME OF POSSESSION

Date	Opponent	Score	Overall	1st Qtr		2nd Qtr		3rd Qtr		4th Qtr	
				Time	Time	Time	Time	Time	Time		
Sept. 4	TULANE	W, 40-35	33:22	7:59	10:08	6:08	9:07				
Sept. 11	W. CAROLINA	W, 76-0	29:59	8:14	7:55	8:12	5:38				
Sept. 18	NEBRASKA	W, 21-16	30:50	8:19	6:01	5:37	10:53				
Sept. 25	WEST VIRGINIA	W, 16-13	27:00	3:07	6:27	7:39	9:47				
Oct. 2	at Kansas State	W, 37-31	27:39	4:14	6:09	9:58	7:18				
Oct. 9	vs. Texas										
Oct. 16	TCU										
Oct. 23	at Kansas										
Oct. 30	TEXAS TECH										
Nov. 13	at Baylor										
Nov. 20	IOWA STATE										
Nov. 27	at Okla. State										

### OU GIVEAWAYS/TAKEAWAYS

Game	Giveaways			Takeaways			Dif.
	Fum	Int	Tot	Fum	Int	Tot	
TULANE	0	2	2	3	0	3	+1
W. CAROLINA	0	0	0	2	1	3	+3
NEBRASKA	0	0	0	0	1	1	+1
WEST VIRGINIA	0	1	1	0	1	1	0
at Kansas State	0	1	1	1	0	1	0
vs. TEXAS							
TCU							
at Kansas							
TEXAS TECH							
at Baylor							
IOWA STATE							
at Okla. State							
<b>Total</b>	<b>0</b>	<b>4</b>	<b>4</b>	<b>6</b>	<b>3</b>	<b>9</b>	<b>+5</b>

### FUMBLES

Name	No.- Lost
Mims, Marvin	2-0
Rattler, Spencer	1-0
<b>Total</b>	<b>3-0</b>

### OPENING DRIVES — OFFENSE

Game	1st Half	2nd Half
TULANE	Interception	Downs
W. CAROLINA	Touchdown	Touchdown
NEBRASKA	Touchdown	Touchdown
WEST VIRGINIA	Touchdown	Field Goal
at Kansas State	Field Goal	Touchdown
vs. TEXAS		
TCU		
at Kansas		
TEXAS TECH		
at Baylor		
IOWA STATE		
at Okla. State		

### OPENING DRIVES — DEFENSE

Game	1st Half	2nd Half
TULANE	Touchdown	Missed FG
W. CAROLINA	Punt	Punt
NEBRASKA	Field Goal	Missed FG
WEST VIRGINIA	Touchdown	Field Goal
at Kansas State	Fumble	Punt
vs. TEXAS		
TCU		
at Kansas		
TEXAS TECH		
at Baylor		
IOWA STATE		
at Okla. State		

### OU ON PREGAME COIN FLIPS

Game	Result	Score
TULANE	Lost (received)	W, 40-35
W. CAROLINA	Won (kicked)	W, 76-0
NEBRASKA	Lost (received)	W, 23-16
WEST VIRGINIA	Won (kicked)	W, 16-13
at Kansas State	Won (kicked)	W, 37-31
vs. TEXAS		
TCU		
at Kansas		
TEXAS TECH		
at Baylor		
IOWA STATE		
at Okla. State		

## DEFENSIVE LEADERS

No.	Name	GP	Solo	Ast	Total	TFL/Yds	Sacks-Yards	Int-Yds	BrUp	QBH	Rcv-Yds	FF	Block	Saf
10	Fields, Pat	5-5	20	11	31	1.5-3	.	.	1	.	.	.	.	.
24	Asamoah, Brian	5-3	15	13	28	.	.	.	.	.	.	.	.	.
23	White, DaShaun	5-5	11	16	27	2.0-5	.	.	.	.	.	.	.	.
32	Turner-Yell, Delarrin	4-4	17	8	25	1.0-2	.	1-0	1	.	.	.	.	.
25	Broiles, Justin	5-2	8	11	19	1.5-6	.	.	.	.	.	.	.	.
4	Davis, Jaden	5-4	13	3	16	.	.	.	1	.	.	.	.	.
9	Graham, D.J.	5-3	9	7	16	.	.	1-0	1	.	.	.	.	.
2	Ugwoegbu, David	5-2	8	8	15	1.0-2	.	.	.	.	.	.	.	.
13	Whitter, Shane	5-0	6	8	14	2.0-3	.	.	.	1	1-0	.	.	.
90	Ellison, Josh	5-2	2	11	13	2.0-7	1.0-5	.	.	.	.	.	.	.
95	Thomas, Isaiah	5-4	8	5	13	4.5-27	3.5-25	.	.	2	.	2	.	.
5	Bowman, Billy	4-4	7	5	12	1.5-5	.	.	1	.	.	1	.	.
12	Lawrence, Key	5-0	5	7	12	.	.	.	1	.	.	.	.	.
11	Bonitto, Nik	5-5	7	4	11	5.5-16	2.5-7	.	.	3	2-70	.	.	.
8	Winfrey, Perrion	4-4	4	7	11	4.0-20	3.5-19	.	.	1	.	.	.	.
28	Stutsman, Danny	2-0	8	2	10	0.5-0	.	.	.	.	.	1	.	.
31	Redmond, Jalen	3-3	4	5	9	2.5-13	1.5-9	.	.	2	1-0	.	.	.
92	Roberson, Kori	5-0	1	8	9	2.5-6	0.5-1	.	.	.	.	.	.	.
7	McCutchin, Latrell	5-1	6	.	6	.	.	.	.	.	.	1	.	.
0	Washington, Woodi	2-2	3	2	5	.	.	.	.	.	.	.	.	.
14	Grimes, Reggie	5-1	3	2	5	1.5-14	1.5-14	.	.	1	.	2	.	.
94	Coe, Isaiah	5-0	3	2	5	3.0-5	1.0-3	.	.	.	.	.	1	.
19	Kelly, Caleb	5-0	2	2	4	.	.	.	.	1	.	.	.	.
40	Downs, Ethan	5-0	2	1	3	1.0-2	.	.	.	1	.	1	.	.
15	Washington, Bryson	5-0	1	2	3	.	.	1-37	.	.	1-0	.	.	.
17	Harmon, Damond	1-0	1	2	3	.	.	.	.	.	.	.	.	.
29	Mukes, Jordan	5-0	2	1	3	.	.	.	.	.	.	.	.	.
96	Stokes, LaRon	4-0	1	1	2	.	.	.	.	1	.	.	.	.
88	Kelley, Jordan	4-0	2	.	2	1.0-3	.	.	.	.	.	1	.	.
38	Mead, Bryan	5-0	2	.	2	.	.	.	.	.	.	.	.	.
22	Criddell, Jeremiah	3-0	1	1	2	0.5-1	.	.	.	.	.	.	.	.
44	Gilliam, Kelvin	2-0	1	1	2	.	.	.	.	.	.	.	.	.
20	Smith, Clayton	2-0	.	2	2	0.5-2	.	.	.	.	1-0	.	.	.
33	Stripling, Marcus	5-0	.	1	1	0.5-0	.	.	.	.	.	.	.	.
3	Morris, Jamal	1-0	1	.	1	.	.	.	.	.	.	.	.	.
1	Eaton, Joshua	4-0	1	.	1	.	.	.	.	.	.	.	.	.
9	Willis, Brayden	5-1	.	1	1	.	.	.	.	.	.	.	.	.
12	Stoops, Drake	4-0	1	.	1	.	.	.	.	.	.	.	.	.
51	Kelleher, Kasey	5-0	.	1	1	.	.	.	.	.	.	.	.	.
45	Wete, Joseph	1-0	.	1	1	.	.	.	.	.	.	.	.	.
<b>Total</b>		<b>5-0</b>	<b>186</b>	<b>162</b>	<b>348</b>	<b>40.0-143</b>	<b>15.0-83</b>	<b>3-37</b>	<b>6</b>	<b>13</b>	<b>6-70</b>	<b>9</b>	<b>1</b>	<b>.</b>
<b>Opponents</b>		<b>5-0</b>	<b>185</b>	<b>162</b>	<b>347</b>	<b>26.0-88</b>	<b>9.0-40</b>	<b>4-0</b>	<b>14</b>	<b>7</b>	<b>.</b>	<b>.</b>	<b>.</b>	<b>.</b>

## DEFENSIVE GAME-BY-GAME

## TACKLES

Player	UA-A	Total	TLN	WCU	NU	WVU	KSU	UT	TCU	KU	TTU	BU	ISU	OSU
Fields, Pat	20-11	31	3-2	-	7-2	4-5	6-2							
Asamoah, Brian	15-13	28	1-0	1-2	3-3	6-3	4-5							
White, DaShaun	11-16	27	1-2	1-1	5-5	0-4	4-4							
Turner-Yell, Delarrin	17-8	25	7-3	3-0	2-2	5-3	DNP							
Broiles, Justin	8-11	19	0-1	2-0	3-2	0-2	3-6							
Davis, Jaden	13-3	16	2-1	2-0	2-1	5-0	2-1							
Graham, D.J.	9-7	16	4-2	2-1	1-0	2-2	0-2							
Ugwoegbu, David	8-8	16	4-1	-	2-0	1-5	1-2							
Whitter, Shane	6-8	14	-	2-1	0-4	2-2	2-1							
Thomas, Isaiah	8-5	13	3-0	2-1	0-1	1-1	2-2							
Ellison, Josh	2-11	13	1-2	0-2	0-5	1-1	0-1							
Bowman, Billy	7-5	12	3-1	1-0	DNP	1-1	2-3							
Lawrence, Key	5-7	12	2-0	-	1-2	0-3	2-2							
Bonitto, Nik	7-4	11	1-1	-	4-1	-	2-2							
Winfrey, Perrion	4-7	11	0-3	1-1	1-2	2-1	-							
Stutsman, Danny	8-2	10	1-1	7-1	DNP	DNP	DNP							
Redmond, Jalen	4-5	9	0-2	2-0	2-3	DNP	DNP							
Roberson, Kori	1-8	9	0-2	-	0-1	1-3	0-2							
McCutchin, Latrell	6-0	6	1-0	1-0	1-0	2-0	1-0							
Grimes, Reggie	3-2	5	1-1	0-1	1-0	-	1-0							
Coe, Isaiah	3-2	5	-	1-1	2-0	-	0-1							
Washington, Woodi	3-2	5	3-1	0-1	DNP	DNP	DNP							
Kelly, Caleb	2-2	4	1-1	1-0	-	-	0-1							
Washington, Bryson	1-2	3	-	1-2	-	-	-							
Harmon, Damond	1-2	3	DNP	1-2	DNP	DNP	-							
Downs, Ethan	2-1	3	-	2-0	-	0-1	-							
Mukes, Jordan	2-1	3	-	1-1	-	-	1-0							
Criddell, Jeremiah	1-1	2	-	1-1	-	DNP	DNP							
Gilliam, Kelvin	1-1	2	-	1-1	DNP	DNP	-							
Stokes, LaRon	1-1	2	-	1-0	DNP	0-1	-							
Kelley, Jordan	2-0	2	DNP	2-0	-	-	-							
Mead, Bryan	2-0	2	-	1-0	-	-	1-0							
Smith, Clayton	0-2	2	0-1	0-1	DNP	DNP	DNP							
Eaton, Joshua	1-0	1	-	1-0	-	-	DNP							
Morris, Jamal	1-0	1	1-0	DNP	DNP	-	-							
Stoops, Drake	1-0	1	DNP	-	-	-	1-0							
Wete, Joseph	0-1	1	DNP	0-1	DNP	DNP	DNP							
Stripling, Marcus	0-1	1	-	-	-	-	0-1							
Kelleher, Kasey	0-1	1	-	-	-	0-1	-							
Willis, Brayden	0-1	1	-	-	-	0-1	-							

## DEFENSIVE GAME-BY-GAME

## TACKLES FOR LOSS

Player	UA-A	Total	TLN	WCU	NU	WVU	KSU	UT	TCU	KU	TTU	BU	ISU	OSU
Bonitto, Nik	4-3	5.5	0.5-1	-	3.0-10	-	2.0-5							
Thomas, Isaiah	3-3	4.5	1.0-5	1.0-7	0.5-4	-	2.0-11							
Winfrey, Perrion	2-4	4.0	1.0-3	1.5-5	0.5-4	1.0-8	-							
Coe, Isaiah	3-0	3.0	-	1.0-3	2.0-2	-	-							
Roberson, Kori	1-3	2.5	0.5-1	-	0.5-2	1.5-4	0.5-0							
Redmond, Jalen	1-3	2.5	0.5-2	-	2.0-11	DNP	DNP							
Ellison, Josh	0-4	2.0	0.5-0	-	1.0-6	-	0.5-2							
Broiles, Justin	2-0	2.0	-	-	-	-	1.5-6							
Bowman, Billy	2-0	2.0	1.0-4	-	DNP	DNP	0.5-1							
Whitter, Shane	1-1	1.5	-	0.5-1	-	1.0-1	-							
Grimes, Reggie	1-1	1.5	1.0-10	0.5-4	-	-	-							
Fields, Pat	1-1	1.5	1.5-3	-	-	-	-							
White, DaShaun	0-3	1.5	-	0.5-1	0.5-0	0.5-3	0.5-1							
Kelley, Jordan	1-0	1.0	DNP	1.0-3	-	-	-							
Downs, Ethan	1-0	1.0	-	1.0-2	-	-	-							
Ugwoegbu, David	1-0	1.0	1.0-2	-	-	-	-							
Turner-Yell, Delarrin	1-0	1.0	-	-	-	1.0-2	DNP							
Smith, Clayton	0-1	0.5	0.5-2	-	DNP	DNP	DNP							
Criddell, Jeremiah	0-1	0.5	-	0.5-1	-	DNP	DNP							
Stutsman, Danny	0-1	0.5	-	0.5-0	DNP	DNP	DNP							
Stripling, Marcus	0-1	0.5	-	-	-	-	0.5-0							

## SACKS

Player	UA-A	Total	TLN	WCU	NU	WVU	KSU	UT	TCU	KU	TTU	BU	ISU	OSU
Winfrey, Perrion	2-3	3.5	0.5-2	1.5-5	0.5-4	1.0-8	DNP							
Thomas, Isaiah	3-1	3.5	1.0-5	1.0-7	0.5-4	-	1.0-9							
Bonitto, Nik	2-1	2.5	0.5-1	-	2.0-6	-	-							
Redmond, Jalen	1-1	1.5	-	-	1.5-9	DNP	DNP							
Grimes, Reggie	1-1	1.5	1.0-10	0.5-4	-	-	-							
Coe, Isaiah	1-0	1.0	-	1.0-3	-	-	-							
Ellison, Josh	0-2	1.0	0.5-0	-	0.5-5	-	-							
Roberson, Kori	0-1	0.5	0.5-1	-	-	-	-							

**PARTICIPATION GAME-BY-GAME**

NO.	NAME	GP/GS	TLN	WCU	NU	WVU	KSU	UT	TCU	KU	TTU	BU	ISU	OSU
42	Arinze, Noah	1/-	...	XXX	...	...	...	...	...	...	...	...	...	...
24	Asamoah, Brian	5/3	XXX	XXX	START	START	START	...	...	...	...	...	...	...
86	Atkinson, Colt	4/-	...	XXX	XXX	XXX	XXX	...	...	...	...	...	...	...
11	Bonitto, Nik	5/5	START	START	START	START	START	...	...	...	...	...	...	...
5	Bowman, Billy	4/4	START	START	...	START	START	...	...	...	...	...	...	...
47	Brkic, Gabe	5/-	XXX	XXX	XXX	XXX	XXX	...	...	...	...	...	...	...
25	Broiles, Justin	5/2	XXX	XXX	START	START	START	...	...	...	...	...	...	...
26	Brooks, Kennedy	5/-	XXX	XXX	XXX	XXX	XXX	...	...	...	...	...	...	...
59	Byrd, Savion	1/-	...	XXX	...	...	...	...	...	...	...	...	...	...
94	Coe, Isaiah	5/-	XXX	XXX	XXX	XXX	XXX	...	...	...	...	...	...	...
66	Congel, Robert	3/3	START	START	START	...	...	...	...	...	...	...	...	...
22	Criddell, Jeremiah	3/-	XXX	XXX	XXX	...	...	...	...	...	...	...	...	...
16	Darby, Brian	2/-	XXX	XXX	...	...	...	...	...	...	...	...	...	...
4	Davis, Jaden	5/4	START	XXX	START	START	START	...	...	...	...	...	...	...
40	Downs, Ethan	5/-	XXX	XXX	XXX	XXX	XXX	...	...	...	...	...	...	...
1	Eaton, Joshua	4/-	XXX	XXX	XXX	XXX	...	...	...	...	...	...	...	...
90	Ellison, Josh	5/2	XXX	XXX	XXX	START	START	...	...	...	...	...	...	...
14	Farooq, Jalil	1/-	...	XXX	...	...	...	...	...	...	...	...	...	...
10	Fields, Pat	5/5	START	START	START	START	START	...	...	...	...	...	...	...
44	Gilliam, Kelvin	3/-	XXX	XXX	...	...	...	...	...	...	...	...	XXX	...
9	Graham, D.J.	5/3	XXX	XXX	START	START	START	...	...	...	...	...	...	...
0	Gray, Eric	5/5	START	START	START	START	START	...	...	...	...	...	...	...
14	Grimes, Reggie	5/1	START	XXX	XXX	XXX	XXX	...	...	...	...	...	...	...
84	Groos, Carsten	1/-	...	XXX	...	...	...	...	...	...	...	...	...	...
27	Hall, Jeremiah	5/-	XXX	XXX	XXX	XXX	XXX	...	...	...	...	...	...	...
17	Harmon, Damond	2/-	...	XXX	...	...	...	...	...	...	...	...	XXX	...
16	Harrington, Justin	4/-	XXX	XXX	XXX	XXX	...	...	...	...	...	...	...	...
71	Harrison, Anton	5/5	START	START	START	START	START	...	...	...	...	...	...	...
11	Haselwood, Jadon	5/5	START	START	START	START	START	...	...	...	...	...	...	...
54	Hayes, Marquis	5/5	START	START	START	START	START	...	...	...	...	...	...	...
78	Hicks, Marcus	1/-	...	XXX	...	...	...	...	...	...	...	...	...	...
23	Hudson, Todd	1/-	...	XXX	...	...	...	...	...	...	...	...	...	...
6	Jackson, Cody	2/-	...	XXX	XXX	...	...	...	...	...	...	...	...	...
87	Jones, Spencer	5/-	XXX	XXX	XXX	XXX	XXX	...	...	...	...	...	...	...
51	Kelleher, Kasey	5/-	XXX	XXX	XXX	XXX	XXX	...	...	...	...	...	...	...
88	Kelley, Jordan	4/-	...	XXX	XXX	XXX	XXX	...	...	...	...	...	...	...
19	Kelly, Caleb	5/-	XXX	XXX	XXX	XXX	XXX	...	...	...	...	...	...	...
25	Knowles, Jaden	5/-	XXX	XXX	XXX	XXX	XXX	...	...	...	...	...	...	...
12	Lawrence, Key	5/-	XXX	XXX	XXX	XXX	XXX	...	...	...	...	...	...	...
93	Lindsey, Reed	1/-	...	XXX	...	...	...	...	...	...	...	...	...	...
50	Mann, Jake	1/-	...	XXX	...	...	...	...	...	...	...	...	...	...
7	McCutchin, Latrell	5/1	XXX	START	XXX	XXX	XXX	...	...	...	...	...	...	...
38	Mead, Bryan	5/-	XXX	XXX	XXX	XXX	XXX	...	...	...	...	...	...	...
17	Mims, Marvin	5/5	START	START	START	START	START	...	...	...	...	...	...	...
3	Morris, Jamal	2/-	XXX	...	...	...	...	...	...	...	...	...	XXX	...
64	Morris, Wanya	1/-	...	XXX	...	XXX	XXX	...	...	...	...	...	XXX	...
29	Mukes, Jordan	5/-	XXX	XXX	XXX	XXX	XXX	...	...	...	...	...	...	...
56	Murray, Chris	5/5	START	START	START	START	START	...	...	...	...	...	...	...
7	Rattler, Spencer	5/5	START	START	START	START	START	...	...	...	...	...	...	...
73	Raym, Andrew	5/2	XXX	XXX	XXX	XXX	START	START	...	...	...	...	...	...
31	Redmond, Jalen	3/3	START	START	START	...	...	...	...	...	...	...	...	...
92	Roberson, Kori	5/-	XXX	XXX	XXX	XXX	XXX	...	...	...	...	...	...	...
52	Robinson, Tyrese	5/5	START	START	START	START	START	...	...	...	...	...	...	...
19	Rucker, Robert	1/-	...	XXX	...	...	...	...	...	...	...	...	...	...
34	Schmit, Zach	1/-	...	XXX	...	...	...	...	...	...	...	...	...	...
79	Simpson, Darrell	1/-	...	XXX	...	...	...	...	...	...	...	...	...	...
20	Smith, Clayton	2/-	XXX	XXX	...	...	...	...	...	...	...	...	...	...
89	Smith, Damon	2/-	...	XXX	...	...	...	...	...	...	...	...	XXX	...
85	Staton, Devin	3/-	XXX	XXX	XXX	...	...	...	...	...	...	...	...	...
18	Stogner, Austin	5/4	START	START	START	START	START	...	...	...	...	...	XXX	...
96	Stokes, LaRon	4/-	XXX	XXX	...	XXX	XXX	...	...	...	...	...	XXX	...
12	Stoops, Drake	4/-	...	XXX	XXX	XXX	XXX	...	...	...	...	...	XXX	...
33	Stripling, Marcus	5/-	XXX	XXX	XXX	XXX	XXX	...	...	...	...	...	XXX	...
28	Stutsman, Danny	2/-	XXX	XXX	...	...	...	...	...	...	...	...	...	...
31	Sumlin, Jackson	4/-	...	XXX	XXX	XXX	XXX	...	...	...	...	...	XXX	...
77	Swenson, Erik	5/-	XXX	XXX	XXX	XXX	XXX	...	...	...	...	...	XXX	...
95	Thomas, Isaiah	5/4	XXX	START	START	START	START	...	...	...	...	...	...	...
37	Turk, Michael	3/-	...	XXX	XXX	XXX	...	...	...	...	...	...	...	...
32	Turner-Yell, Delarrin	4/4	START	START	START	START	START	...	...	...	...	...	...	...
2	Ugwoegbu, David	5/2	START	START	XXX	XXX	...	...	...	...	...	...	XXX	...
70	Walker, Brey	5/-	XXX	XXX	XXX	XXX	XXX	...	...	...	...	...	XXX	...
30	Walker, Brynden	2/-	...	...	...	XXX	XXX	...	...	...	...	...	XXX	...
15	Washington, Bryson	5/-	XXX	XXX	XXX	XXX	XXX	...	...	...	...	...	XXX	...
0	Washington, Woodi	2/2	START	START	...	...	...	...	...	...	...	...	...	...
81	West, Trevon	5/-	XXX	XXX	XXX	XXX	XXX	...	...	...	...	...	XXX	...
45	Wete, Joseph	1/-	...	XXX	...	...	...	...	...	...	...	...	...	...
23	White, DaShaun	5/5	START	START	START	START	START	...	...	...	...	...	...	...
13	Whitter, Shane	5/-	XXX	XXX	XXX	XXX	XXX	...	...	...	...	...	XXX	...
13	Williams, Caleb	3/-	XXX	XXX	...	...	...	...	...	...	...	...	XXX	...
4	Williams, Mario	5/-	XXX	XXX	XXX	XXX	XXX	...	...	...	...	...	XXX	...
9	Willis, Brayden	5/1	XXX	XXX	XXX	XXX	...	START	...	...	...	...	...	...
8	Winfrey, Parrion	5/5	START	START	START	START	START	...	...	...	...	...	...	...
8	Woods, Michael	5/5	START	START	START	START	START	...	...	...	...	...	...	...

### OKLAHOMA SEASON HIGHS

Rushes	15	Gray, Eric vs Nebraska (Sep 18, 2021)
Yards Rushing	91	Brooks, Kennedy at Kansas State (Oct 02, 2021)
TD Rushes	2	Knowles, Jaden vs Western Caro. (Sep 11, 2021) Hudson, Todd vs Western Caro. (Sep 11, 2021)
Long Rush	59	Williams, Caleb vs Western Caro. (Sep 11, 2021)
Pass attempts	39	Rattler, Spencer vs Tulane (Sep 04, 2021)
Pass completions	30	Rattler, Spencer vs Tulane (Sep 04, 2021)
Yards Passing	304	Rattler, Spencer vs Tulane (Sep 04, 2021)
TD Passes	5	Rattler, Spencer vs Western Caro. (Sep 11, 2021)
Long Pass	57	Williams, Caleb vs Western Caro. (Sep 11, 2021)
Receptions	8	Woods, Michael II vs West Virginia (Sep 25, 2021)
Yards Receiving	117	Mims, Marvin vs Tulane (Sep 04, 2021)
TD Receptions	2	Haselwood, Jadon vs Western Caro. (Sep 11, 2021)
Long Reception	57	Knowles, Jaden vs Western Caro. (Sep 11, 2021)
Field Goals	4	Brkic, Gabe vs Tulane (Sep 04, 2021)
Long Field Goal	56	Brkic, Gabe vs Tulane (Sep 04, 2021) Brkic, Gabe vs Western Caro. (Sep 11, 2021)
Punts	4	Turk, Michael vs Nebraska (Sep 18, 2021)
Punting Avg	57.0	Turk, Michael vs Western Caro. (Sep 11, 2021)
Long Punt	57	Turk, Michael vs Western Caro. (Sep 11, 2021)
Punts inside 20	3	Turk, Michael vs Nebraska (Sep 18, 2021)
Long Punt Return	21	Mims, Marvin vs Western Caro. (Sep 11, 2021)
Long Kickoff Return	31	Williams, Mario vs Nebraska (Sep 18, 2021) Mims, Marvin vs West Virginia (Sep 25, 2021)
Tackles	10	Turner-Yell, Delarrin vs Tulane (Sep 04, 2021) White, DaShaun vs Nebraska (Sep 18, 2021)
Sacks	2.0	Bonitto, Nik vs Nebraska (Sep 18, 2021)
Tackles For Loss	3.0	Bonitto, Nik vs Nebraska (Sep 18, 2021)
Interceptions	1	Washington, Bryson vs Western Caro. (Sep 11, 2021) Graham, D.J. vs Nebraska (Sep 18, 2021) Turner-Yell, Delarrin vs West Virginia (Sep 25, 2021)

### OKLAHOMA GAME HIGHS

Rushes	38	vs Western Caro. (Sep 11, 2021)
Yards Rushing	277	vs Western Caro. (Sep 11, 2021)
Yards Per Rush	7.3	vs Western Caro. (Sep 11, 2021)
TD Rushes	5	vs Western Caro. (Sep 11, 2021)
Pass attempts	40	vs Tulane (Sep 04, 2021)
Pass completions	31	vs Tulane (Sep 04, 2021)
Yards Passing	347	vs Western Caro. (Sep 11, 2021)
Yards Per Pass	9.3	at Kansas State (Oct 02, 2021)
TD Passes	5	vs Western Caro. (Sep 11, 2021)
Total Plays	76	vs Western Caro. (Sep 11, 2021)
Total Offense	624	vs Western Caro. (Sep 11, 2021)
Yards Per Play	8.2	vs Western Caro. (Sep 11, 2021)
Points	76	vs Western Caro. (Sep 11, 2021)
Sacks By	5	vs Nebraska (Sep 18, 2021)
First Downs	31	vs Western Caro. (Sep 11, 2021)
Penalties	10	at Kansas State (Oct 02, 2021)
Penalty Yards	120	at Kansas State (Oct 02, 2021)
Turnovers	2	vs Tulane (Sep 04, 2021)
Interceptions By	1	vs Western Caro. (Sep 11, 2021) vs Nebraska (Sep 18, 2021) vs West Virginia (Sep 25, 2021)
Punts	4	vs Nebraska (Sep 18, 2021)
Punting Avg	57.0	vs Western Caro. (Sep 11, 2021)
Long Punt	57	vs Western Caro. (Sep 11, 2021)
Punts inside 20	3	vs Nebraska (Sep 18, 2021)
Long Punt Return	21	vs Western Caro. (Sep 11, 2021)

### OPPONENT SEASON HIGHS

Rushes	17	Martinez, Adrian, vs Nebraska (Sep 18, 2021)
Yards Rushing	56	Brown, Leddie, vs West Virginia (Sep 25, 2021)
TD Rushes	1	Toles, Jaetavian, vs Tulane (Sep 04, 2021) Pratt, Michael, vs Tulane (Sep 04, 2021) Martinez, Adrian, vs Nebraska (Sep 18, 2021) Greene, Garrett, vs West Virginia (Sep 25, 2021)
Long Rush	20	Brown, Leddie, vs West Virginia (Sep 25, 2021)
Pass attempts	44	Pratt, Michael, vs Tulane (Sep 04, 2021)
Pass completions	29	Thompson, Skylar, at Kansas State (Oct 02, 2021)
Yards Passing	320	Thompson, Skylar, at Kansas State (Oct 02, 2021)
TD Passes	3	Pratt, Michael, vs Tulane (Sep 04, 2021) Thompson, Skylar, at Kansas State (Oct 02, 2021)
Long Pass	55	Martinez, Adrian, vs Nebraska (Sep 18, 2021)
Receptions	10	Vaughn, Deuce, at Kansas State (Oct 02, 2021)
Yards Receiving	104	Vaughn, Deuce, at Kansas State (Oct 02, 2021)
TD Receptions	2	Carroll, Cameron, vs Tulane (Sep 04, 2021)
Long Reception	55	Betts, Zavier, vs Nebraska (Sep 18, 2021)
Field Goals	2	Legg, Casey, vs West Virginia (Sep 25, 2021)
Long Field Goal	51	Culp, Connor, vs Nebraska (Sep 18, 2021)
Punts	8	Dickerson, Brand, vs Western Caro. (Sep 11, 2021)
Punting Avg	60.0	Zentner, Ty, at Kansas State (Oct 02, 2021)
Long Punt	60	Zentner, Ty, at Kansas State (Oct 02, 2021)
Punts inside 20	2	Sumpster, Tyler, vs West Virginia (Sep 25, 2021)
Long Punt Return	16	Patten, Daquan, vs Western Caro. (Sep 11, 2021)
Long Kickoff Return	93	Knowles, Malik, at Kansas State (Oct 02, 2021)
Tackles	12	Domann, JoJo, vs Nebraska (Sep 18, 2021) Chandler-Semedo, vs West Virginia (Sep 25, 2021)
Sacks	2.0	Alston, Taijih, vs West Virginia (Sep 25, 2021)
Tackles For Loss	2.0	Hogans, Ivan, vs Western Caro. (Sep 11, 2021) Alston, Taijih, vs West Virginia (Sep 25, 2021) Horne, Timmy, at Kansas State (Oct 02, 2021)
Interceptions	1	Candy, Jadon, vs Tulane (Sep 04, 2021) Clark, Macon, vs Tulane (Sep 04, 2021) Matthews, Jackie, vs West Virginia (Sep 25, 2021) Brents, Julius, at Kansas State (Oct 02, 2021)

### OPPONENT GAME HIGHS

Rushes	38	vs Nebraska (Sep 18, 2021)
Yards Rushing	100	vs Tulane (Sep 04, 2021) at Kansas State (Oct 02, 2021)
Yards Per Rush	3.7	at Kansas State (Oct 02, 2021)
TD Rushes	2	vs Tulane (Sep 04, 2021)
Pass attempts	45	vs Tulane (Sep 04, 2021)
Pass completions	29	at Kansas State (Oct 02, 2021)
Yards Passing	320	at Kansas State (Oct 02, 2021)
Yards Per Pass	11.6	vs Nebraska (Sep 18, 2021)
TD Passes	3	vs Tulane (Sep 04, 2021) at Kansas State (Oct 02, 2021)
Total Plays	77	vs Tulane (Sep 04, 2021)
Total Offense	420	at Kansas State (Oct 02, 2021)
Yards Per Play	6.2	at Kansas State (Oct 02, 2021)
Points	35	vs Tulane (Sep 04, 2021)
Sacks By	4	vs West Virginia (Sep 25, 2021)
First Downs	24	vs Tulane (Sep 04, 2021)
Penalties	8	vs Nebraska (Sep 18, 2021)
Penalty Yards	70	vs Nebraska (Sep 18, 2021)
Turnovers	3	vs Tulane (Sep 04, 2021) vs Western Caro. (Sep 11, 2021)
Interceptions By	2	vs Tulane (Sep 04, 2021)
Punts	8	vs Western Caro. (Sep 11, 2021)
Punting Avg	60.0	at Kansas State (Oct 02, 2021)
Long Punt	60	at Kansas State (Oct 02, 2021)
Punts inside 20	2	vs West Virginia (Sep 25, 2021)
Long Punt Return	16	vs Western Caro. (Sep 11, 2021)



### OKLAHOMA'S LONGEST PLAYS

Rushing	59	Caleb Williams vs. Western Carolina (Sept. 11, 2021)
Passing	57	Caleb Williams to Jaden Knowles vs. W. Carolina (Sept. 11, 2021)
Field Goal	56	Gabe Brkic vs. Tulane (9/4/21); vs. WCU (9/11/21)
Punt	57	Michael Turk vs. Western Carolina (Sept. 11, 2021)
Punt Return	18	Marvin Mims vs. Western Carolina (Sept. 11, 2021)
Kickoff Return	31	Mario Williams vs. Nebraska (9/18/21); vs. WVU (9/25/21)
Interception Return	37	Bryson Washington vs. Western Carolina (Sept. 11, 2021)
Fumble Return	N/A	

### OKLAHOMA'S LONGEST RUSHES

Date	Opponent	OU Player	Yards
9/11	Western Carolina	Caleb Williams	59
9/11	Western Carolina	Kennedy Brooks	32
9/4	Tulane	Kennedy Brooks	32
9/11	Western Carolina	Jaden Knowles	29 (TD)
10/2	Kansas State	Kennedy Brooks	28
9/18	Nebraska	Kennedy Brooks	23
9/11	Western Carolina	Spencer Rattler	22

### OKLAHOMA'S LONGEST PASS PLAYS

Date	Opponent	OU Players	Yards
9/11	Western Carolina	Caleb Williams to Jaden Knowles	57
9/4	Tulane	Spencer Rattler to Marvin Mims	50
10/2	Kansas State	Spencer Rattler to Marvin Mims	40
9/25	West Virginia	Spencer Rattler to Eric Gray	38
9/25	West Virginia	Spencer Rattler to Michael Woods	35
9/11	Western Carolina	Spencer Rattler to Brayden Willis	28
9/4	Tulane	Spencer Rattler to Marvin Mims	28
9/4	Tulane	Spencer Rattler to Jadon Haselwood	24
9/18	Nebraska	Spencer Rattler to Marvin Mims	23
9/11	Western Carolina	Spencer Rattler to Brayden Willis	23
9/18	Nebraska	Spencer Rattler to Drake Stoops	22
9/4	Tulane	Spencer Rattler to Marvin Mims	22
9/11	Western Carolina	Spencer Rattler to Eric Gray	20 (TD)
10/2	Kansas State	Spencer Rattler to Drake Stoops	20
9/4	Tulane	Spencer Rattler to Austin Stogner	20

### OKLAHOMA'S LONGEST RETURN PLAYS

Date	Opponent	OU Player	Yards
10/2	Kansas State	Nik Bonitto (FR)	70
9/11	Western Carolina	Bryson Washington (INT)	37
9/25	West Virginia	Marvin Mims (KR)	31
9/18	Nebraska	Mario Williams (KR)	31
9/25	West Virginia	Mario Williams (KR)	22
9/11	Western Carolina	Marvin Mims (PR)	21

### OKLAHOMA'S LONGEST DRIVES

Date	Opponent	Quarter	Plays-Yards	TOP	Drive Ended
9/4	Tulane	2nd	9-84	4:53	Touchdown
9/25	West Virginia	4th	14-80	3:39	Field Goal
9/18	Nebraska	3rd	10-80	5:29	Touchdown
9/11	Western Carolina	2nd	10-78	3:28	Touchdown
9/4	Tulane	2nd	7-78	3:03	Touchdown
10/2	Kansas State	1st	10-75	4:31	Touchdown
10/2	Kansas State	3rd	5-75	2:11	Touchdown
10/2	Kansas State	4th	11-75	5:34	Touchdown
9/18	Nebraska	1st	14-75	6:58	Touchdown
9/11	Western Carolina	3rd	8-75	3:08	Touchdown
9/4	Tulane	1st	11-75	5:16	Touchdown
9/4	Tulane	1st	5-75	2:06	Touchdown
9/11	Western Carolina	3rd	6-73	3:11	Touchdown
9/11	Western Carolina	1st	8-70	2:17	Touchdown
9/18	Nebraska	3rd	12-65	4:38	Touchdown
9/11	Western Carolina	1st	10-65	3:19	Touchdown
9/25	West Virginia	3rd	10-64	3:29	Field Goal
10/2	Kansas State	2nd	19-63	8:49*	Field Goal
9/25	West Virginia	3rd	16-62	8:11	Field Goal
9/4	Tulane	4th	13-61	6:25	Missed FG
9/11	Western Carolina	2nd	7-60	2:56	Touchdown
9/11	Western Carolina	1st	3-58	0:57	Touchdown
9/25	West Virginia	1st	7-52	3:00	Touchdown
9/11	Western Carolina	3rd	2-50	0:56**	Touchdown

\*Longest scoring drive by time of possession

\*\* Shortest scoring drive by time of possession

### OPPONENTS' LONGEST PLAYS

Rushing	20	Leddie Broan, West Virginia (Sept. 25, 2021)
Passing	55	Adrian Martinez to Xavier Betts, Nebraska (Sept. 18, 2021)
Field Goal	51	Connor Culp, Nebraska (Sept. 18, 2021)
Punt	53	Ryan Wright, Tulane (Sept. 4, 2021)
Punt Return	16	Daquan Patten, Western Carolina (Sept. 11, 2021)
Kickoff Return	93	Malik Knowles, Kansas State (Oct. 2, 2021)
Interception Return	0	Four players
Fumble Return	N/A	

# BIG 12/NCAA RANKINGS

## INDIVIDUAL

Category	Player	Stat	Big 12 Rank	NCAA Rank
Completion Percentage	Spencer Rattler	.762	1	2
Completions/Game	Spencer Rattler	24.4	1	11
Passing Efficiency	Spencer Rattler	158.0	5	32
Passing Yards	Spencer Rattler	1,260	1	30
Passing Yards/Game	Spencer Rattler	252.0	1	34
Yards/Pass Attempt	Spencer Rattler	7.9	8	55
Yards/Pass Completion	Spencer Rattler	10.3	9	97
Rushing Yards	Kennedy Brooks	318	9	80
Rushing Yards/Game	Kennedy Brooks	63.6	9	85
Rush Yards/Carry	Eric Gray	5.9	5	34
Rushing TDs	Kennedy Brooks	4	8	54
Yards/Reception	Marvin Mims	18.9	2	35
Receiving TDs	Jadon Haselwood	2	6	103
	Mario Williams	2	6	103
	Michael Woods	2	6	103
	Jeremiah Hall	2	6	103
Total Offense/Game	Spencer Rattler	271.0	1	33
Field Goals/Game	Gabe Brkic	2.2	1	2
Field Goal Pct.	Gabe Brkic	84.6	4	35
Total Points Scored	Gabe Brkic	51	3	16
Total Points/Game	Gabe Brkic	10.2	3	16
Points Responsible For	Spencer Rattler	72	1	27
	Gabe Brkic	51	7	69
Points Responsible For/Game	Spencer Rattler	14.4	2	30
	Gabe Brkic	10.2	9	82
Sacks/Game	Perrion Winfrey	0.70	4	53
	Isaiah Thomas	0.70	4	53
Interceptions	D.J. Graham	1	4	83
	Delarrin Turner-Yell	1	4	83
	Bryson Washington	1	4	83
Forced Fumbles/Game	Isaiah Thomas	0.4	1	12
	Reggie Grimes	0.4	5	44
Fumbles Recovered	Nik Bonitto	2	1	2
	Jalen Redmond	1	3	28
	Clayton Smith	1	3	28
	Bryson Washington	1	3	28
	Shane Whitter	1	3	28

## TEAM

Category	Stat	Big 12 Rank	NCAA Rank
Scoring Offense	38.4	2	15
Scoring Defense	19.0	5	32
Total Offense	433.4	5	43
Total Defense	320.8	5	42
Rushing Offense	155.0	7	75
Rushing Defense	79.4	1	7
Pass Offense	278.4	2	30
Pass Defense	241.4	7	84
Pass Efficiency	155.07	5	31
Pass Defense Efficiency	131.21	4	68
Passes Had Intercepted	4	5	64
Passes Intercepted	3	6	77
Sacks/Game	3.0	4	24
Sacks Allowed/Game	1.8	7	53
Tackles for Loss/Game	7.6	3	15
First Downs	116	2	32
First Downs Allowed	93	6	57
3rd-Down Conversion Pct.	47.3	4	26
Opp. 3rd-Down Conversion Pct.	34.7	4	45
4th-Down Conversion Pct.	66.7	6	32
Opp. 4th-Down Conversion Pct.	63.2	8	100
Red Zone Offense Pct.	96.4	2	10
Red Zone Defense Pct.	77.8	4	40
Penalties/Game	6.8	8	82
Penalty Yards/Game	60.2	7	80
Time of Possession	30:18	6	53
Turnover Margin	1.0	2	14
Net Punt Average	42.3	2	25
Kick Return Average	25.8	5	24
Kickoff Coverage	26.3	9	115
Punt Return Average	5.0	8	94
Punt Coverage	8.5	7	85

9/4/21 • Gaylord Family – Oklahoma Memorial Stadium (42,206) • Norman		
	<b>TULANE</b>	<b>35</b>
	<b>#2 OKLAHOMA</b>	<b>40</b>

**NORMAN** — In the 1,300th game in school history, No. 2/3 Oklahoma outscored Tulane 23-0 in the second quarter and withstood a late Green Wave rally in a 40-35 home victory. The game was originally scheduled to be played in New Orleans but was moved after Hurricane Ida moved across Louisiana the Sunday before the contest.

Quarterback Spencer Rattler completed 30 of 39 passes for 304 yards and a touchdown and added a rushing score. Marvin Mims caught five passes for a game-high 117 yards while receiver Mario Williams, in his first career game, caught six balls for 37 yards, including a six-yard touchdown. Running back Kennedy Brooks rushed 14 times for 87 yards (6.2 average) and a TD in his first contest since the 2019 season.

Safety Delarrin Turner-Yell recorded a game-high 10 tackles and paced an OU defense that forced and recovered three Tulane fumbles.

Gabe Brkic tied an FBS record with his three field goal makes of at least 50 yards (51, 56 and 55). No Sooner had ever made more than one 50-plus-yard field goal in a game.

Score by Quarters	1	2	3	4	Score
Tulane	14	0	8	13	35
Oklahoma	14	23	3	0	40

Record: (0-1, 0-0 AAC)  
Record: (1-0, 0-0 Big 12)

**Scoring Summary:**

- 1st 12:01 OU - Stogner, Austin 20 yd pass from Rattler, S. (Brkic, Gabe kick)  
3 plays, 45 yards, TOP 1:08 0-7
- 1st 11:15 TUL - Carroll, C. 6 yd pass from Pratt, M. (Dable, G. kick)  
8 plays, 55 yards, TOP 03:08 7-0
- 1st 05:59 OU - Rattler, S. 1 yd rush (Brkic, G. kick)  
11 plays, 75 yards, TOP 05:16 7-7
- 1st 04:44 TUL - Toles, J. 15 yd rush (Dable, G. kick)  
4 plays, 75 yards, TOP 01:15 14-7
- 1st 02:38 OU - Williams, C. 1 yd rush (Brkic, G. kick)  
5 plays, 75 yards, TOP 02:06 14-14
- 2nd 10:00 OU - Brooks, K. 1 yd rush (Brkic, G. kick)  
9 plays, 84 yards, TOP 04:53 14-21
- 2nd 08:59 OU - Brkic, G. 26 yd FG  
4 plays, 2 yards, TOP 00:49 14-24
- 2nd 07:58 OU - Brkic, G. 51 yd FG  
4 plays, 0 yards, 00:53 14-27
- 2nd 03:01 OU - Williams, M. 6 yd pass from Rattler, S. (Brkic, G. kick)  
7 plays, 78 yards, TOP 03:03 14-34
- 2nd 00:00 OU - Brkic, G. 56 yd FG  
3 plays, 2 yards, TOP 00:30 14-37
- 3rd 03:31 TUL - Pratt, M. 4 yd rush (Watts, D. rush)  
11 plays, 42 yards, TOP 03:44 22-37
- 3rd 01:01 OU - Brkic, G. 55 yd FG  
7 plays, 37 yards, TOP 02:30 22-40
- 4th 11:28 TUL - Carroll, C. 5 yd pass from Pratt, M. (Pratt, M. rush failed)  
8 plays, 47 yards, TOP 02:23 28-40
- 4th 02:18 TUL - Wallace, W. 5 yd pass from Pratt, M. (Glover, M. kick)  
8 plays, 80 yards, TOP 02:45 35-40


	TUL	OU
FIRST DOWNS	24	24
RUSHES-YARDS (NET)	32-100	35-116
PASSING YDS (NET)	296	314
Passes Att-Comp-Int	27-45-0	31-40-2
TOTAL OFFENSE PLAYS-YARDS	77-396	75-430
Fumble Returns-Yards	0-0	0-0
Punt Returns-Yards	0-0	1-3
Kickoff Returns-Yards	2-37	0-0
Interception Returns-Yards	2-0	0-0
Punts (Number-Avg)	3-49.7	0-0.0
Fumbles-Lost	4-3	1-0
Penalties-Yards	6-48	7-50
Possession Time	26:37	33:23
Third-Down Conversions	4 of 14	3 of 12
Fourth-Down Conversions	4 of 6	2 of 3
Red-Zone Scores-Chances	5-6	5-6
Sacks By: Number-Yards	1-11	4-19

**RUSHING:** TUL - Pratt, M. 15-34; Carroll, C. 10-31; Spears, T. 6-20; Toles, J. 1-15. **OU** - Brooks, K. 14-87; Gray, E. 9-27; Rattler, S. 8-7; Williams, C. 1-1.

**PASSING:** TUL - Pratt, M. 27-44-3-296; Ibieta, J. 0-1-0-0. **OU** - Rattler, S. 30-39-1-304; Williams, M. 1-1-0-10.

**RECEIVING:** TUL - James, T. 6-93; Wyatt, S. 5-58; Carroll, C. 4-19; Wallace, W. 3-27; Spears, T. 3-6; Toles, J. 2-42; Booker, Y. 2-37; Watts, P. 2-14. **OU** - Williams, M. 6-37; Mims, M. 5-117; Haselwood, J. 4-47; Woods, M. 4-36; Hall, H. 4-24; Stogner, A. 3-36; Darby, B. 3-26; West, T. 1-3; Gray, E. 1-6.

**TACKLES (UA-A):** TUL - Anderson, N. 6-2; Williams, D. 5-3; Johnson, J. 3-3; Candy, J. 2-4; Moody, M. 2-4; Clark, M. 5-0; Henry, K. 3-2; Brooks, L. 3-1; Anderson, A. 2-1; Dorceus, J. 1-2; Seiden, N. 1-2; Monroe, J. 2-0; Robinson, L. 2-0; Hicks, E. 0-2; Kerr, A. 1-0; Rakestraw, D. 1-0; Dyson, R. 1-0; Hodges, D. 1-0; Douglas, D. 0-1; Friloux, A. 0-1; Thomas, A. 0-1; Cooper, K. 0-1. **OU** - Turner-Yell, D. 7-3; Graham, D. 4-2; Ugwoegbu, D. 4-1; Fields, P. 3-2; Washington, W. 3-1; Bowman, B. 3-1; Thomas, I. 3-0; Davis, J. 2-1; Ellison, J. 1-2; White, D. 1-2; Winfrey, P. 0-3; Lawrence, K. 2-0; Grimes, R. 1-1; Stutsman, D. 1-1; Bonitto, N. 1-1; Kelly, C. 1-1; Redmond, J. 0-1; Roberson, K. 0-1; McCutchin, L. 1-0; Asamoah, B. 1-0; Morris, J. 1-0; Broiles, J. 0-1; Smith, C. 0-1.

9/11/21 • Gaylord Family – Oklahoma Memorial Stadium (83,538) • Norman		
	<b>WESTERN CAROLINA</b>	<b>0</b>
	<b>#4 OKLAHOMA</b>	<b>76</b>

**NORMAN** — No. 4/4 Oklahoma outgained Western Carolina 624 yards to 178 in a 76-0 home victory in front of Gaylord Family — Oklahoma Memorial Stadium's first full crowd since the 2019 season. It was OU's most points since a 77-0 win over Texas A&M and marked the program's second shutout in two seasons (blanked Missouri State 48-0 in last year's opener).

OU finished with 347 passing yards and 277 rushing yards in pushing its winning streak to 10 games, tied for second longest nationally.

In one half of action, quarterback Spencer Rattler completed 20 of 26 passes for 243 yards and five touchdowns without an interception. Eleven receivers caught at least one pass in the first half as the Sooners took a 45-0 advantage to the locker room.

Three OU players (receiver Jadon Haselwood and walk-on running backs Jadon Knowles and Todd Hudson) recorded two touchdowns each. They were the second and third of Haselwood's OU career and first two each for Knowles and Hudson.

OU registered four sacks and eight tackles for loss on the night. Redshirt freshman safety Bryson Washington had a fumble recovery and an interception.

Score by Quarters	1	2	3	4	Score
Western Carolina	0	0	0	0	0
Oklahoma	17	28	17	14	76

Record: (0-2, 0-0 Southern)  
Record: (2-0, 0-0 Big 12)

**Scoring Summary:**

- 1st 10:28 OU - Haselwood, J. 7 yd pass from Rattler, S. (Brkic kick)  
8 plays, 70 yards, TOP 02:17 0-7
- 1st 06:56 OU - Brkic 56 yd FG  
5 plays, 33 yards, TOP 01:44 0-10
- 1st 05:04 OU - Gray, E. 20 yd pass from Rattler, S. (Brkic kick)  
3 plays, 58 yards, TOP 00:57 0-17
- 2nd 14:57 OU - Brooks, K. 1 yd rush (Brkic kick)  
10 OU, 65 yards, TOP 03:19 0-24
- 2nd 12:58 OU - Woods, M. 4 yd pass from Rattler, S. (Brkic kick)  
4 plays, 31 yards, TOP 01:04 0-31
- 2nd 08:11 OU - Williams, M. 10 yd pass from Rattler, S. (Brkic kick)  
10 plays, 78 yards, TOP 03:28 0-38
- 2nd 01:54 OU - Haselwood, J. 6 yd pass from Rattler, S. (Brkic kick)  
7 plays, 60 yards, TOP 02:56 0-45
- 3rd 11:52 OU - Knowles, J. 1 yd rush (Schmit kick)  
8 plays, 75 yards, TOP 03:08 0-52
- 3rd 08:15 OU - Schmit, Z. 46 yd FG  
5 plays, 10 yards, TOP 02:15 0-55
- 3rd 03:43 OU - Knowles, J. 29 yd rush (Schmit kick)  
2 plays, 50 yards, TOP 00:56 0-62
- 4th 10:42 OU - Hudson, T. 6 yd rush (Schmit kick)  
6 plays, 73 yards, TOP 06:11 0-69
- 4th 01:36 OU - Hudson, T. 2 yd rush (Schmit kick)  
6 plays, 25 yards, TOP 03:14 0-76

	WCU	OU
FIRST DOWNS	11	31
RUSHES-YARDS (NET)	27-55	38-277
PASSING YDS (NET)	123	347
Passes Att-Comp-Int	21-36-1	27-38-0
TOTAL OFFENSE PLAYS-YARDS	63-178	76-624
Fumble Returns-Yards	0-0	0-0
Punt Returns-Yards	1-16	2-20
Kickoff Returns-Yards	3-79	0-0
Interception Returns-Yards	0-0	1-37
Punts (Number-Avg)	8-35.2	1-57.0
Fumbles-Lost	4-2	1-0
Penalties-Yards	4-30	6-61
Possession Time	27:01	32:59
Third-Down Conversions	3 of 15	8 of 12
Fourth-Down Conversions	1 of 3	1 of 1
Red-Zone Scores-Chances	0-0	9-9
Sacks By: Number-Yards	2-7	4-19

**RUSHING:** WCU - Davis, C. 3-27; Stanley, M. 5-17; Adams, B. 3-13; Jones, T. 4-10; Benjamin, K. - 6-10; Nelson, T. 1-1; Wells, R. 5--23. **OU** - Gray, E. 9-74; Williams, C. 4-60; Brooks, K. 6-48; Knowles, J. 4-37; Rattler, S. 4-29; Hudson, T. 9-25; Hall, J. 1-6.

**PASSING:** WCU - Wells, R. 16-29-0-86; Davis, C. 5-7-1-37. **OU** - Rattler, S. 20-26-0-243; Williams, C. 5-10-0-84; Rucker, R. 2-2-0-20.

**RECEIVING:** WCU - Benjamin, K. 6-34; Williams, C. 2-28; Jones, T. 2-10; Jones, C. 2-2; Nelson, T. 1-18; Quillen, J. 1-8; Patten, D. 1-6; Williams, R. 1-5; Vines, M. 1-5; Adams, B. 1-3; Bardal, C. 1-2; Heath, R. 1-2; Home, T. 1-0. **OU** - Williams, M. 4-49; Haselwood, J. 4-19; Jackson, C. 3-31; Sumlin, J. 3-19; Knowles, J. 2-65; Willis, B. 2-51; Morgan, C. 0-2; Fisher, M. 2-8; Gray, E. 1-20; Mims, M. 1-19; Hall, J. 1-16; Darby, B. 1-16; Stoops, D. 1-13.

**TACKLES (UA-A):** WCU - Gadie, C. 4-4; Hogans, I. 4-4; Harris, J. 4-3; McCutcheon, C. 3-4; Harris, T. 2-2; Kent, R. 2-2; Taylor, K. 1-3; Keaton, A. 0-4; Oelrich, N. 3-0; Talley, Q. 2-1; Gattison, R. 2-0; Childers, T. 1-1; Milner, K. 1-1; Pauling, J. 1-1; Morgan, C. 0-2; Fisher, C. 1-0; Nelson, M. 1-0; Gethers, A. 1-0; Rogers-Anderson, L. 1-0; Davis, C. 1-0; Bell, D. 1-0; Ricciardi, G. 1-0; Floyd, J. 0-1; Alexander, M. 0-1. **OU** - Stutsman, D. 7-1; Turner-Yell, D. 3-0; Thomas, I. 2-1; Whitter, S. 2-1; Graham, D. 2-1; Asamoah, B. 1-2; Washington, B. 1-2; Harmon, D. 1-2; Redmond, J. 2-0; Davis, J. 2-0; Downs, E. 2-0; Broiles, J. 2-0; Kelley, J. 2-0; Coe, I. 1-1; White, D. 1-1; Criddell, J. 1-1; Winfrey, P. 1-1; Mukes, J. 1-1; Gilliam, K. 1-1; Ellison, J. 0-2; Kelly, C. 1-0; McCutchin, L. 1-0; Bowman, B. 1-0; Stokes, L. 1-0; Mead, B. 1-0.

9/18/21 • Gaylord Family – Oklahoma Memorial Stadium (84,659) • Norman		
	<b>NEBRASKA</b>	<b>16</b>
	<b>#3 OKLAHOMA</b>	<b>23</b>

**NORMAN** — No. 3/3 Oklahoma was held to its lowest point total since the 2016 season opener but still downed Nebraska 23-16 in Norman for its fifth win in its last six meetings with the Huskers. It was the programs' first meeting since the 2010 Big 12 Championship Game and came during the 50th-anniversary season of the 1971 "Game of the Century."

OU's defense registered season highs of 10 tackles for loss and five sacks and held a NU squad that was averaging 513.7 yards per game over its first three contests to 384. The Sooners limited the Huskers to 95 rushing yards (2.5 per carry).

After Nebraska scored a touchdown with eight seconds left in the third quarter to trim the Sooners' lead to 14-9, defensive lineman Isaiah Coe blocked the PAT attempt and safety Pat Fields returned it 100 yards for a 16-9 lead. Later, cornerback D.J. Graham registered a dazzling one-handed, fourth-quarter interception deep in OU territory to preserve a 23-9 advantage.

Nik Bonitto led the OU with 3.0 tackles for loss and 2.0 sacks, while Jalen Redmond finished with 2.0 TFLs and 1.5 sack. LB DaShaun White logged a team-high 10 tackles.

Spencer Rattler completed 24 of 34 passes (70.5%) for 214 yards and a touchdown (1-yarder to Jeremiah Hall in third quarter) and ran for a 1-yard score on the game's opening possession.

Eric Gray (84 yards) and Kennedy Brooks (75 yards) combined for 159 rushing yards on 29 carries (5.5 average), while receiver Jadon Haselwood caught a career-high-tying six passes for 61 yards.

OU's 23 points were its fewest in a win since beating TCU 20-17 in 2013 in Norman.

Score by Quarters	1	2	3	4	Score	
Nebraska	3	0	6	7	16	Record: (2-2, 0-1 Big Ten)
Oklahoma	7	0	9	7	23	Record: (3-0, 0-0 Big 12)

**Scoring Summary:**

- 1st 08:02 OU - Rattler, S. 1 yd run (Brkic, G. kick)  
14 plays, 75 yards, TOP 06:58 0-7
- 1st 01:21 NEB - Culp, C. 51 yd field goal  
14 plays, 42 yards, TOP 06:41 3-7
- 3rd 03:50 OU - Hall, J. 1 yd pass from Rattler, S. (Brkic, G. kick)  
10 plays, 80 yards, TOP 05:29 3-14
- 3rd 00:08 NEB - Martinez, A. 4 yd run  
9 plays, 75 yards, TOP 03:42 9-14
- 3rd 00:08 OU - Fields, Patrick 100 yd PAT return  
9-16
- 4th 10:24 OU - Brooks, K. 2 yd run (Brkic, G. kick)  
12 plays, 65 yards, TOP 04:38 9-23
- 4th 05:38 NEB - Manning, O. 21 yd pass from Martinez, A. (Culp, Connor kick)  
3 plays, 38 yards, TOP 01:02 16-23

	NU	OU
FIRST DOWNS	18	21
RUSHES-YARDS (NET)	38-95	35-194
PASSING YDS (NET)	289	214
Passes Att-Comp-Int	19-25-1	24-34-0
TOTAL OFFENSE PLAYS-YARDS	63-384	69-408
Fumble Returns-Yards	0-0	0-0
Punt Returns-Yards	1-10	1-0
Kickoff Returns-Yards	1-12	2-31
Interception Returns-Yards	0-0	1-0
Punts (Number-Avg)	2-50.0	4-39.2
Fumbles-Lost	0-0	0-0
Penalties-Yards	8-70	7-70
Possession Time	29:10	30:50
Third-Down Conversions	6 of 14	6 of 11
Fourth-Down Conversions	1 of 3	0 of 0
Red-Zone Scores-Chances	2-4	3-3
Sacks By: Number-Yards	0-0	5-28

**RUSHING: NU** - Johnson, R. 11-42; Martinez, A. 17-34; Ervin, Jr., G. 9-18; Morrison, S. 1-1. **OU** - Gray, E. 15-84; Brooks, K. 14-75; Rattler, S. 6-35.

**PASSING: NU** - Martinez, A. 19-25-1-289. **OU** - Rattler, S. 24-34-0-214.

**RECEIVING: NU** - Allen, A. 6-43; Betts, Z. 3-61; Johnson, R. 3-48; Toure, S. 3-27; Manning, O. 2-52; Vokolek, T. 1-38; Falck, L. 1-20. **OU** - Haselwood, J. 6-61; Williams, M. 3-29; Woods, M. 3-24; Hall, J. 3-1; Mims, M. 2-32; Stoops, D. 2-31; Jackson, C. 2-14; Willis, B. 1-11; Stogner, A. 1-9; Gray, E. 1-2.

**TACKLES (UA-A): NU** - Domann, J. 7-5; Williams, D. 5-4; Newsome, Q. 6-1; Reimer, L. 3-4; Henrich, N. 1-6; Nelson, G. 2-4; Stille, B. 1-4; Thomas, D. 3-1; Dismuke, M. 2-2; Tanner, C. 1-3; Taylor-Britt, C. 2-1; Robinson, T. 2-1; Daniels, D. 0-2; Kolarevic, C. 1-0; Buford, M. 1-0; Franke, B. 1-0; Clark, B. 1-0. **OU** - White, D. 5-5; Fields, P. 7-2; Asamoah, B. 3-3; Bonitto, N. 4-1; Broiles, J. 3-2; Redmond, J. 2-3; Ellison, J. 0-5; Turner-Yell, D. 2-2; Whitter, S. 0-4; Davis, J. 2-1; Winfrey, P. 1-2; Lawrence, K. 1-2; Ugwoegbu, D. 2-0; Coe, I. 2-0; Grimes, R. 1-0; McCutchin, L. 1-0; Graham, D. 1-0; Roberson, K. 0-1; Thomas, I. 0-1.

9/25/21 • Gaylord Family – Oklahoma Memorial Stadium (84,353) • Norman		
	<b>WEST VIRGINIA</b>	<b>13</b>
	<b>#4 OKLAHOMA</b>	<b>16</b>

**NORMAN** — Gabe Brkic kicked a 30-yard field goal with no time remaining to lift No. 4/3 Oklahoma to a 16-13 home win over West Virginia in Norman. The play marked OU's first-ever game-winning kick with zeroes on the clock and gave the Sooners their only lead of the evening.

On a night that yielded few offensive yards or big plays for either team, OU outgained WVU 313-226 (4.9 yards per play to 3.6). The Sooners gained just 57 yards on the ground but held the Mountaineers to 47.

With the game tied at 13, the Sooners took possession on their own 8-yard line with 3:39 left in the fourth quarter and proceeded to go 80 yards on 14 plays to set up Brkic for his third field goal of the game.

West Virginia gained 75 yards on its first possession and took a 7-0 lead, but registered only 151 yards the rest of the night (62 in the second half and -9 in the fourth quarter).

OU quarterback Spencer Rattler completed 26 of 36 passes (72.2%) for 256 yards and a touchdown to improve to 13-2 as a starter. He was 6 for 6 for 54 yards on the game-winning drive and completed 15 of his final 16 attempts.

Michael Woods II caught a career-high eight passes for 86 yards while Austin Stogner caught the TD pass, a 5-yarder on OU's opening drive.

Linebacker Brian Asamoah and safety Pat Fields led the Sooners with nine tackles apiece and safety Delarrin Turner-Yell registered his second career interception on the final play of the second quarter.

Score by Quarters	1	2	3	4	Score	
West Virginia	7	3	3	0	13	Record: (2-2, 0-1 Big 12)
Oklahoma	7	0	3	6	16	Record: (4-0, 1-0 Big 12)

**Scoring Summary:**

- 1st 05:53 WVU - Greene, G. 2 yd rush (Legg, C. kick)  
17 plays, 75 yards, TOP 09:07 7-0
- 1st 02:46 OU - Stogner, A. 5 yd pass from Rattler, S. (Brkic, G. kick)  
7 plays, 67 yards, TOP 03:00 7-7
- 2nd 00:00 WVU - Legg, C. 25 yd FG  
9 plays, 41 yards, TOP 02:16 10-7
- 3rd 11:26 OU - Brkic, G. 28 yd FG  
10 plays, 64 yards, TOP 03:29 10-10
- 3rd 05:21 WVU - Legg, C. 21 yd FG  
11 plays, 68 yards, TOP 05:59 13-10
- 4th 08:52 OU Brkic, G. 35 yd FG  
16 plays, 62 yards, TOP 08:11 13-13
- 4th 00:00 OU - Brkic, G. 30 yd FG  
14 plays, 80 yards, TOP 03:39 13-16

	WVU	OU
FIRST DOWNS	18	19
RUSHES-YARDS (NET)	29-47	28-57
PASSING YDS (NET)	179	256
Passes Att-Comp-Int	23-34-1	26-36-1
TOTAL OFFENSE PLAYS-YARDS	63-226	64-313
Fumble Returns-Yards	0-0	0-0
Punt Returns-Yards	2-8	1-2
Kickoff Returns-Yards	1-27	3-72
Interception Returns-Yards	1-0	1-0
Punts (Number-Avg)	5-46.6	3-52.7
Fumbles-Lost	3-0	0-0
Penalties-Yards	7-43	4-35
Possession Time	33:00	27:00
Third-Down Conversions	4 of 14	5 of 12
Fourth-Down Conversions	2 of 2	1 of 2
Red-Zone Scores-Chances	3-3	4-4
Sacks By: Number-Yards	4-13	1-8

**RUSHING: WVU** - Brown, L. 15-56; Greene, G. 5-15; James, S. 1-9; Doege, J. 7-13. **OU** - Gray, E. 12-38; Brooks, K. 5-17; Hall, J. 1-1; Williams, M. 1-1; Rattler, S. 9-0.

**PASSING: WVU** - Doege, J. 20-29-1-160; Greene, G. 3-4-0-19. **OU** - Rattler, S. 26-36-1-256.

**RECEIVING: WVU** - Ford-Wheaton, B. 8-93; Wright, W. 7-65; James, S. 5-21; Brown, L. 2-4; O'Laughlin, M. 1-4. **OU** - Woods, M. 8-86; Williams, M. 4-34; Gray, E. 3-52; Haselwood, J. 3-21; Stoops, D. 3-15; Mims, M. 2-25; Willis, B. 1-9; Hall, J. 1-9; Stogner, A. 1-5.

**TACKLES (UA-A): WVU** - Chandler-Semedo, J. 4-8; Mahone, S. 4-6; Addae, A. 2-7; Loe, E. 3-3; Dixon, L. 2-4; Fortune, N. 4-1; Bartlett, J. 2-3; Alston, T. 3-1; Porter Jr., D. 1-3; Young Jr., S. 2-1; Mesidor, A. 0-3; Martin, K. 1-0; Matthews, J. 1-0; Stills, D. 1-0; Martin, S. 1-0; Jefferson, J. 0-1; Woods, C. 0-1; Lee, T. 0-1; Cowan, V. 0-1. **OU** - Asamoah, B. 6-3; Fields, P. 4-5; Turner-Yell, D. 5-3; Ugwoegbu, D. 1-5; Davis, J. 5-0; Graham, D. 2-2; Whitter, S. 2-2; Roberson, K. 1-3; White, D. 0-4; Winfrey, P. 2-1; Lawrence, K. 0-3; McCutchin, L. 2-0; Ellison, J. 1-1; Thomas, I. 1-1; Bowman, B. 1-1; Broiles, J. 0-2; Stokes, L. 0-1; Kelleher, K. 0-1; Willis, B. 0-1; Downs, E. 0-1.

10/2/21 • Bill Snyder Family Stadium (47,690) • Manhattan, Kan.		
	<b>#6 OKLAHOMA</b>	<b>37</b>
	<b>KANSAS STATE</b>	<b>31</b>

**MANHATTAN, Kan.** — Oklahoma took a 34-17 lead with 9:49 left in the fourth quarter and held on for a 37-31 win at Kansas State to record its 27th victory in its last 29 true road games and 13th straight triumph overall.

The Sooners were particularly effective in the second and third quarters, gaining 308 yards and outscoring the Wildcats 24-10 in those two periods.

Spencer Rattler completed 22 of 25 passes for 243 yards and two touchdowns on the day. His TD passes went to tight end/H-back Jeremiah Hall (second of season, 10th of career) and receiver Mike Woods (second as a Sooner, 12th of career). Hall also rushed for his first career TD on a four-yard play in the second quarter.

Outside linebacker Nik Bonitto's 70-yard fumble return (fumble forced by defensive end Reggie Grimes) on the game's opening possession set a record for longest in program history. Bonitto's fumble recovery was his second of season and set up a 40-yard Gabe Brkic field goal for a 3-0 lead.

Brkic made all three of his field goal attempts, also connecting from 27 and 47 yards. He has a school-record 17 career makes from at least 40 yards.

The win was the 50th in the head coaching career of Lincoln Riley in just 58 outings. Only College Football Hall of Famer Barry Switzer (56 games) reached 50 career wins faster at OU (Bud Wilkinson also in 58 games while Bob Stoops did it in 59).

Score by Quarters	1	2	3	4	Score	
Oklahoma	3	10	14	10	37	Record (5-0, 2-0 Big 12)
Kansas State	7	3	7	14	31	Record (3-2, 0-2 Big 12)

**Scoring Summary:**

- 1st 04:42 OU - Brkic, G. 40 yd field goal  
7 plays, -4 yards, TOP 04:03 3-0
- 1st 00:11 KSU - Brooks, P. 2 yd pass from Thompson, S. (Winkel, T. kick)  
10 plays, 75 yards, TOP 04:31 3-7
- 2nd 10:19 OU - Hall, J. 4 yd run (Brkic, G. kick)  
12 plays, 75 yards, TOP 04:52 10-7
- 2nd 01:30 KSU - Winkel, T. 30 yd field goal  
19 plays, 63 yards, TOP 08:49 10-10
- 2nd 00:02 OU - Brkic, G. 27 yd field goal  
9 plays, 65 yards, TOP 01:28 13-10
- 3rd 11:40 OU - Brooks, K. 2 yd run (Brkic, G. kick)  
9 plays, 75 yards, TOP 03:20 20-10
- 3rd 05:30 OU - Woods, M. 14 yd pass from Rattler, S. (Brkic, G. kick)  
9 plays, 90 yards, TOP 04:27 27-10
- 3rd 03:19 KSU - Vaughn, D. 7 yd pass from Thompson, S. (Winkel, T. kick)  
5 plays, 75 yards, TOP 02:11 27-17
- 4th 09:49 OU - Hall, J. 1 yd pass from Rattler, S. (Brkic, G. kick)  
6 plays, 52 yards, TOP 03:16 34-17
- 4th 04:15 KSU - Weber, L. 6 yd pass from Thompson, S. (Winkel, T. kick)  
11 plays, 75 yards, TOP 05:34 34-24
- 4th 01:33 OU - Brkic, G. 47 yd field goal  
6 plays, -5 yards, TOP 02:41 37-24
- 4th 01:20 KSU - Knowles, M. 93 yd kickoff return (Winkel, T. kick)  
37-31

	<b>OU</b>	<b>KSU</b>
FIRST DOWNS	22	22
RUSHES-YARDS (NET)	32-131	27-100
PASSING YDS (NET)	261	320
Passes Att-Comp-Int	23-28-1	29-41-0
TOTAL OFFENSE PLAYS-YARDS	60-392	68-420
Fumble Returns-Yards	1-70	0-0
Punt Returns-Yards	0-0	0-0
Kickoff Returns-Yards	0-0	4-134
Interception Returns-Yards	0-0	1-0
Punts (Number-Avg)	0-0-0	1-60
Fumbles-Lost	2-0	1-1
Penalties-Yards	10-85	7-50
Possession Time	27:18	32:42
Third-Down Conversions	4 of 7	8 of 15
Fourth-Down Conversions	0 of 0	4 of 5
Red-Zone Scores-Chances	6-6	4-5
Sacks By: Number-Yards	1-9	2-9

**RUSHING: OU** – Brooks, K. 15-91; Rattler, S. 8-24 Gray, E. 4-22; Hall, J. 2-9. **KSU** – Vaughn, D. 15-51; Ervin, J. 7-33; Knowles, M. 1-16; Sinnott, B. 1-9; Wright, J. 1-2, Thompson, S. 1(-9).

**PASSING: OU** – Rattler, S. 22-25-1-243; Williams, C. 1-1-0-18. **KSU** – Thompson, S. 29-41-0-320.

**RECEIVING: OU** – Mims, M. 4-71; Willis, B. 4-31; Woods, M. 4-31; Williams, M. 3-29; Hall, J. 3-20; Stoops, D. 2-31; Gray, E. 2-17; Haselwood, J. 1-18; Stogner, A. 1-11. **KSU** – Vaughn, D. 10-104; Brooks, P. 6-55; Knowles, M. 5-21; Weber, L. 4-65; Garber, K. 1-54; Imatorbhebhe, D. 1-11; Wheeler, S. 1-6; Warner, K. 1-4.

**TACKLES (UA-A): OU** – Asamoah, B. 4-5; Broiles, J. 3-6; Fields, P. 6-2; White, D. 4-4; Bowman, B. 2-3; Lawrence, K. 2-2; Bonitto, N. 2-2; Thomas, I. 2-2; Davis, J. 2-1; Whitter, S. 2-1; Ugwoegbu, D. 1-2; Graham, D. 0-2; Roberson, K. 0-2; Mead, B. 1-0; Grimes, R. 1-0; McCutchin, L. 1-0; Stoops, D. 1-0; Mukes, J. 1-0; Coe, I. 0-1; Kelly, C. 0-1; Ellison, J. 0-1; Stripling, M. 0-1. **KSU** – Yeast, R. 7-1; McPherson, J. 4-1; Henington, R. 2-2; Anudike-Uzomah, F. 2-2; Jones, W. 2-2; Fletcher, C. 1-3; Green, D. 2-1; Smith, T. 2-1; Horne, T. 2-0; Huggins, E. 2-0; Stubblefield, R. 2-0; Trussell, S. 2-0; Mason, C. 1-1; Boye-Doe, E. 0-2; Thompson, S. 1-0; Pickle, J. 1-0; Denson, T. 1-0; Gardner, J. 1-0; Brents, J. 1-0.