



OKLAHOMA

BACK-TO-BACK-TO-BACK-TO-BACK BIG 12 CHAMPIONS



2018 BOWL MEDIA GUIDE

ALL-AMERICANS



DRUSAMIA
Second-Team All-American

CODY FORD
Third-Team All-American

BEN POWERS
Consensus
First-Team All-American

KYLER MURRAY
First-Team All-American

MARQUISE BROWN
First-Team All-American

Oklahoma has produced 80 consensus All-Americans since the end of World War II, most in the country.



OKLAHOMA

F O O T B A L L

7 NATIONAL CHAMPIONSHIPS ♦ 29 BOWL CHAMPIONSHIPS ♦ 48 CONFERENCE CHAMPIONSHIPS ♦ 12 BIG 12 CHAMPIONSHIPS ♦ 39 10-WIN SEASONS
165 FIRST-TEAM ALL-AMERICANS ♦ 497 FIRST-TEAM ALL-CONFERENCE SELECTIONS ♦ 7 HEISMAN TROPHY WINNERS ♦ 85 NATIONAL AWARD WINNERS

SERIES HISTORY

OverallOU leads 3-1-1
In Bowl Games Tied at 1-1-1
Last Meeting OU, 45-31 (1/2/14 in Sugar Bowl)

TELEVISION: ESPN

Play-by-PlayChris Fowler
Analyst Kirk Herbstreit
Sideline Reporter Laura Rutledge
Sideline Reporter Maria Taylor

RADIO: SOONER SPORTS NETWORK

FLAGSHIPS KOMA 1520 AM & KRXX 107.7 FM
FREE ONLINE: Tuneln.com
SIRIUS 81; XM 81; Internet 81

Play-by-PlayToby Rowland
Analyst Merv Johnson
Analyst Teddy Lehman
Analyst Gabe Ikard
Sideline Reporter Chris Plank

OU SPANISH RADIO

ÉXITOS 96.5 FM (OKC); 101.5 FM EL PATRÓN (Tulsa)
FREE ONLINE: Tuneln.com

Play-by-Play Enrique Vasquez
Analyst Luis Rendón

NATIONAL RADIO: ESPN

Play-by-Play Steve Levy
Analyst Brian Griese
Sideline Reporter Todd McShay

SOCIAL MEDIA: #SOONERS

Twitter/Instagram@OU_Football
FacebookOklahoma Football
SnapchatOU.Football



PLAYOFF
SEMIFINAL



This publication, printed by OU Printing Services, is issued by the University of Oklahoma. A total of 400 copies have been prepared and distributed at no cost to the taxpayers of the State of Oklahoma. The University of Oklahoma is an equal opportunity institution. www.ou.edu/eoo (December 2018)

CFP SEMIFINAL AT CAPITAL ONE ORANGE BOWL

4/4/4 OKLAHOMA (12-1, 8-1) vs. **1/1/1 ALABAMA** (13-0, 8-0)

Saturday, Dec. 29, 2018 ■ 7 p.m. CT ■ Miami Gardens, Fla. ■ Hard Rock Stadium (65,490)



SOONERS

Head Coach: Lincoln Riley
Record at OU: 24-3 (2nd Year)
Career Record: Same
Last: Won 39-27 vs. Texas



CRIMSON TIDE

Head Coach: Nick Saban
Record at Alabama: 145-20 (12th Year)
Career Record: 236-62-1 (23rd Year)
Last: Won 35-28 vs. Georgia

OPENING KICK

► No. 4/4/4 Oklahoma (12-1, 8-1 Big 12) continues pursuit of its eighth national championship when it meets No. 1/1/1 Alabama (13-0, 8-0 SEC) Saturday, Dec. 29 at 7 p.m. CT in the College Football Playoff Semifinal at the Capital One Orange Bowl. The game will be played at Hard Rock Stadium in Miami Gardens, Fla., and be televised by ESPN with **Chris Fowler**, **Kirk Herbstreit**, **Laura Rutledge** and **Maria Taylor** announcing.

► Oklahoma is making its second consecutive College Football Playoff appearance and third in four seasons. Only Alabama (has qualified for all five CFPs) and Clemson (four) have more appearances than OU.

► OU is making its 20th Orange Bowl appearance, more than any other school (Nebraska is next with 17). The program's 12 Orange Bowl wins also pace the country (Nebraska ranks second with eight victories). Four of the Sooners' seven national championships culminated with Orange Bowl wins.

► This marks Oklahoma's 52nd bowl appearance, seventh most nationally. Thirty-seven of those 52 have come in bowls that comprise the current New Year's Six (Orange [20], Sugar [8], Fiesta [5], Cotton [2], Rose [2] and Peach [0]). That does not include OU's BCS Championship Game appearance on Jan. 1, 2009.

► The Sooners own a 29-21-1 (.578) bowl record. Their 29 bowl wins are tied with Penn State for the fourth most nationally.

► OU is making its 20th consecutive bowl bid, by far the longest streak in school history (the previous record was eight from the 1975 through the 1982 seasons under **Barry Switzer**). The streak, which began in **Bob Stoops'** 1999 debut season as head coach, is the third-longest active bowl streak in the nation recognized by the NCAA (Virginia Tech 26, Georgia 22).

► OU owns a 109-47-8 (.689) record against teams currently in the SEC.

► This will mark the first AP top-5 matchup between Oklahoma and Alabama.

► The Sooners are 57-33-2 (.630) in AP top-10 matchups, and 18-8 (.692) since the start of the 2000 season. They are 20-13-2 (.600) as the lower-ranked team in such games.

► Oklahoma is 7-13-2 (.364) all-time against the AP No. 1 team. When the Sooners are ranked in the AP's top 10, though, they are 7-6-2 (.533) against the No. 1 squad. The last time they played the AP No. 1 team was in the 2008 BCS National Championship Game in Miami (Florida beat No. 2 OU 24-14).

► This will mark the fourth occasion for Oklahoma to face the AP No. 1 team in the Orange Bowl, with the Sooners owning a 2-1 record. No. 4 OU beat Maryland 7-0 in the 1954 game and No. 3 OU downed Penn State 25-10 in



The first FBS player to ever average at least 300.0 passing yards (311.8) and at least 60.0 rushing yards (68.6) per game entering bowl play, **Kyler Murray** is OU's seventh Heisman Trophy winner (fourth in the last 16 years). He has accounted for 51 TDs.

OU IN THE ORANGE BOWL

Oklahoma's 20 Orange Bowl appearances (including this year) and 12 Orange Bowl wins are more than any other school.

School	Appearances
Oklahoma	20
Nebraska	17
Florida State	10
Miami (Fla.)	10
Alabama	9
School	Wins
Oklahoma	12
Nebraska	8
Miami (Fla.)	6

2018 RESULTS



FAU	UCLA	@IOWA STATE	ARMY	BAYLOR	vs. TEXAS	@TCU	K-STATE	@TEXAS TECH	OKLA. STATE	KANSAS	@WEST VIRGINIA	vs. TEXAS
Sept. 1	Sept. 8	Sept. 15	Sept. 22	Sept. 29	Oct. 6	Oct. 20	Oct. 27	Nov. 3	Nov. 10	Nov. 17	Nov. 23	Dec. 1
11 a.m. CT	Noon CT	11 a.m. CT	6 p.m. CT	2:30 p.m. CT	11 a.m. CT	11 a.m. CT	2:30 p.m. CT	7 p.m. CT	2:30 p.m. CT	6:30 p.m. CT	7 p.m. CT	11 a.m. CT
W, 63-14	W, 49-21	W, 37-27	W, 28-21 (OT)	W, 66-33	L, 48-45	W, 52-27	W, 51-14	W, 51-46	W, 48-47	W, 55-40	W, 59-56	W, 39-27

OU ATHLETICS COMMUNICATIONS
FOOTBALL CONTACTS**MIKE HOUCK**

Assistant AD/Strategic Communications
Office: (405) 325-8227
Cell: (405) 249-5892
Email: mhouck@ou.edu

**ERIC HOLLIER**

Associate Director
Office: (405) 325-6449
Cell: (405) 570-9228
Email: ehollier@ou.edu

**PATRICK DUNN**

Communications Assistant
Office (405) 325-4274
Email: patrickjdunn@ou.edu

HEAD COACH LINCOLN RILEY

Alma Mater: Texas Tech, 2006
Career Record: 24-3 (.889); 2nd Year
Record at OU: Same
Big 12 Record: 16-2 (.889)

ASSISTANT COACHES**LOCATION**

Ruffin McNeill (Asst. Head Coach/Defensive Coord.)	PB
Shane Beamer (Asst. Head Coach Off./TEs & H-Backs)	SL
Cale Gundy (Co-Offensive Coord./Inside Receivers)	PB
Bill Bedenbaugh (Co-Offensive Coord./Off. Line)	SL
Kerry Cooks (Asst. Defensive Coord./Def. Backs)	SL
Jay Boulware (Special Teams/Running Backs)	PB
Bob Diaco (Outside Linebackers)	SL
Tim Kish (Inside Linebackers)	SL
Dennis Simmons (Outside Receivers)	SL
Calvin Thibodeaux (Defensive Line)	SL

TEAM HISTORY

First Year of Football: 1895 (this is the 124th season)
All-Time Record: 896-324-53 (.725)
All-Time Conference Record: 500-153-22 (.757)
All-Time Big 12 Record: 145-47 (.755)
All-Time Bowl Record: 29-21-1 (.578)
National Championships (AP): 7
Years: 1950, '55, '56, '74, '75, '85, 2000
Conference Championships: 48
Big 12 Championships: 12
2000, '02, '04, '06, '07, '08, '10, '12, '15, '16, '17, '18
Undefeated Seasons: 14
10-Plus-Win Seasons: 39 (most in nation)

STADIUM INFORMATION

Name: Gaylord Family – Oklahoma Memorial Stadium
Field Name: Owen Field
Capacity: 83,489
Surface: Natural Grass
First Year: 1923
Record at Stadium: 394-85-16 (.812)

UNIVERSITY INFORMATION

Location: Norman, Okla.
Founded: 1890
Enrollment: 31,702
Colors: Crimson and Cream
President: James L. Gallogly
Athletics Director: Joe Castiglione

the 1986 game to claim the 1985 national title. In the 2005 game, which doubled as the BCS National Championship Game, USC beat the No. 2 Sooners 55-19.

► This marks the fourth straight season Oklahoma has won at least seven consecutive games heading into its bowl contest (seven in 2015, nine in 2016, eight in 2017 and seven this year).

► Only one OU team (51.1 in 2008) averaged more points per game for a season than this year's squad is averaging (49.5). And only one Sooners team (579.6 in 2017) averaged more yards per game for an entire campaign than this year's group is averaging (577.9). Oklahoma's 8.7 yards per play would set a single-season FBS record (OU's record of 8.3 was set last year).

► Oklahoma has scored at least 39 points in nine straight games (averaging 47.4 during the stretch). That's the longest same-season streak by a Power Five team since 2014 when Oregon also scored 39-plus nine games in a row.

► OU is the nation's only team this year with at least 40 rushing touchdowns (40) and at least 40 passing TDs (41). Only two other teams since at least 1996 have amassed at least 40 rushing and 40 passing TDs in a season heading into bowl play (2008 Oklahoma [49 and 45]; 2013 Florida State [40 and 41]).

KEY STORYLINES

► The Orange Bowl will mark the sixth meeting between Oklahoma and Alabama, with the Sooners holding a 3-1-1 lead. OU's wins came in the last three meetings. In the most recent matchup, the Sooners posted a 45-31 Sugar Bowl victory over the third-ranked Crimson Tide to cap the 2013 season. OU also won 20-13 in 2003 in Tuscaloosa and 37-27 in 2002 in Norman. The teams played to a 24-24 tie in 1970 in the Bluebonnet Bowl in Houston, while Alabama notched a 17-0 Orange Bowl victory in the 1962 season in the first meeting between the schools.

► Oklahoma has played five games against SEC teams over the last six seasons and has gone 4-1. OU scored at least 31 points in each of those five contests, with the average score being 39-28. The Sooners downed No. 3 Alabama 45-31 in the Sugar Bowl to end the 2013 season, beat Tennessee 34-10 in 2014 in Norman, outlasted No. 23 Tennessee 31-24 in double-overtime in 2015 in Knoxville, and handled No. 17 Auburn 35-19 in the Sugar Bowl to cap the 2016 season. Last year in the Rose Bowl (CFP semifinal), OU led Georgia 31-17 at halftime but lost 54-48 in double-overtime.

► This year's Orange Bowl game will feature the nation's top two offenses. OU ranks first in the country in scoring offense (49.5 ppg), total offense (577.9 ypg), yards per play (8.7) and passing efficiency rating (200.6). Alabama ranks second in scoring offense (47.9 ppg), yards per play (7.9) and passing efficiency rating (200.3), and seventh in total offense (527.6 ypg).

► Oklahoma has rushed for at least 300 yards and passed for at least 300 in a game a school-record five times this year (the previous record was two times in 2012), including in four of the last six contests. Entering this season, the feat had only been accomplished six times in school history. OU has recorded five of the eight occurrences this year by Power Five teams (one each by Ole Miss, Ohio State and Oklahoma State).

► Despite losing preseason All-Big 12 running back **Rodney Anderson** to a season-ending injury against UCLA on Sept. 8, Oklahoma leads the Big 12 and ranks 11th nationally with its 253.9 rushing yards per game. More impressively, the Sooners rank second nationally with their 6.7 yards per rush, which is 1.9 yards more than the next highest team in the Big 12 (Oklahoma State averages 4.8). Only one time (7.1 in 1971) has an OU team averaged more than 6.5 yards per rush for an entire season. Running backs **Kennedy Brooks** (92.8) and **Trey Sermon** (71.4), and quarterback **Kyler Murray** (68.6) rank fifth, sixth and seventh in the Big 12 in rushing yards per game, and have combined for 35 rushing touchdowns (Brooks and Sermon have 12 each and Murray 11).

► Brooks has carried the rushing load for OU over the last four games, running 71 times for 546 yards (7.7 per rush) and six touchdowns. That's an average of 136.5 yards per contest. The redshirt freshman, who was fifth on the depth chart to start the season, has run for at least 165 yards in three of the last four outings and is now leading the country with his 9.04 yards per carry on the year. For perspective, the NCAA single-season record (min. 115 attempts) is 9.63 yards per attempt by Houston's Chuck Weatherspoon in 1989. The OU record is 8.98 by **Greg Pruitt** in 1971, and the Big 12 record is 8.93 by West Virginia's Tavon Austin in 2012.

THE LAST TIME THEY MET

► Oklahoma's last game against Alabama was one to remember. Redshirt freshman quarterback **Trevor Knight** completed a Sugar Bowl-record 32 passes on 44 attempts (.727) for 348 yards and four touchdowns, and the No. 11 Sooners took down No. 3 Alabama 45-31 to cap the 2013 season. OU jumped to sixth in the final AP poll while the Crimson Tide fell to seventh.

► Alabama's **AJ McCarron**'s threw two first-half interceptions, the second of which set up a **Sterling Shepard** 13-yard score around the right end that gave OU a stunning 31-17 lead going into halftime. The Sooners' advantage shrunk to 31-24 through three quarters, but they outscored the Tide 14-7 in the fourth.

► Oklahoma's defense produced seven sacks, three by **Eric Striker**. His last sack came with OU leading 38-31 with less than a minute to play. Striker stripped McCarron and **Geneo Grissom** picked up the loose ball and returned it eight yards for the game-icing touchdown.

NATION'S TOP OFFENSE

Oklahoma ranks at or near the top of the country in several offensive categories this season.

CATEGORY	STAT	RANK
Scoring Offense	49.5	1st
Total Offense	577.9	1st
Yards Per Play	8.7	1st
Yards Per Pass Att.	11.6	1st
Pass Efficiency Rating	200.6	1st
Yards Per Rush	6.7	2nd
Completion Pct.	70.1	3rd
3rd Down Conv. Pct.	51.2	5th
Yards Per Completion	16.5	6th
Passing Offense	324.0	8th
Rushing Offense	253.9	11th

YARDS-PER-PLAY LEADERS

Oklahoma led the nation last year with its 8.3 yards per play (the previous single-season school record was 7.6 in 1971). That was the second-highest figure in FBS history. Through 13 games this year, the Sooners are operating at an even more efficient clip, averaging a nation-leading 8.7 yards per play (the single-season FBS record is 8.6 by Hawaii in 2006).

TEAM	GAMES	YDS/PLAY
Oklahoma	13	8.75
Alabama	13	7.92
Clemson	13	7.37
Memphis	13	7.34
Georgia	13	7.25

BIG GAINS

Oklahoma leads the country by gaining at least 10 yards on 31.3 percent of its plays this season. That's two percentage points higher than the next closest team.

TEAM	PCT. OF PLAYS 10+ YARDS
Oklahoma	31.3
Alabama	29.3
Ohio	26.2
Oklahoma State	26.2
West Virginia	25.6

TEAM STATS COMPARISON

	OU	UA
Points/Game	49.5	47.9
Points Allowed/Game	32.4	14.8
First Downs/Game	26.4	24.6
First Downs Allowed/Game	24.2	15.8
Rushing Yards/Game	253.9	202.2
Rushing Yards Allowed/Game	156.7	117.0
Passing Yards/Game	324.0	325.5
Passing Yards Allowed/Game	291.4	178.4
Total Offense/Game	577.9	527.6
Total Defense/Game	448.1	295.4
INTs Thrown/Opp. INTs Thrown	7/6	6/14
Turnover Margin	-2	+8
Sacks By/Allowed/Game	2.2/1.2	3.2/1.0
3rd Down Offense/Defense	51.2/45.2	52.8/30.9
Red Zone Offense/Defense	90.5/93.6	83.8/66.7
Kickoff Return Average	23.4	23.5
Punt Return Average	15.1	15.2
Penalties/Yards Per Game	6.1/61.5	5.5/50.0
Field Goals	15-17	13-18

NCAA RANKINGS COMPARISON

	OU	UA
Points/Game	1st	2nd
Points Allowed/Game	96th	4th
First Downs/Game	5th	15th
First Downs Allowed/Game	121st	7th
Rushing Yards/Game	11th	36th
Rushing Yards Allowed/Game	53rd	19th
Passing Yards/Game	8th	7th
Passing Yards Allowed/Game	129th	13th
Total Offense/Game	1st	7th
Total Defense/Game	108th	10th
Turnover Margin	82nd	21st
Sacks/Game	52nd	5th
Sacks Allowed/Game	22nd	10th
3rd Down Offense	5th	2nd
3rd Down Defense	116th	8th
Red Zone Offense	14th	69th
Red Zone Defense	127th	3rd
Kickoff Return Average	24th	24th
Punt Return Average	11th	9th

2018 BIG 12 STANDINGS

	BIG 12	OVERALL
Oklahoma	8-1	12-1
Texas	7-2	9-4
Iowa State	6-3	8-4
West Virginia	6-3	8-3
TCU	4-5	6-6
Baylor	4-5	6-6
Kansas State	3-6	5-7
Texas Tech	3-6	5-7
Oklahoma State	3-6	6-6
Kansas	1-8	3-9

BIG 12 BOWL SCHEDULE

California vs. TCU , Cheez-It Bowl, Wed., Dec. 26, 8 p.m. CT (ESPN)
Baylor vs. Vanderbilt , Academy Sports & Outdoors Texas Bowl, Thurs., Dec. 27, 8 p.m. CT (ESPN)
West Virginia vs. Syracuse , Camping World Bowl, Fri., Dec. 28, 4:15 p.m. CT (ESPN)
Iowa State vs. Washington State , Valero Alamo Bowl, Fri., Dec. 28, 8 p.m. CT (ESPN)
Oklahoma vs. Alabama , CFP Semifinal at Capital One Orange Bowl, Sat., Dec. 29, 7 p.m. CT (ESPN)
Oklahoma State vs. Missouri , Autozone Liberty Bowl, Mon., Dec. 31, 2:45 p.m. CT (ESPN)
Texas vs. Georgia , Allstate Sugar Bowl, Tues., Jan 1, 7:45 p.m. (ESPN)

UNPRECEDENTED OFFENSE

► Oklahoma's offense has achieved or is on pace to achieve accomplishments not seen for many years, if ever. Below are just some.

► OU is looking to become the first FBS team to ever produce a 4,000-yard passer (**Kyler Murray** has 4,053), at least two 1,000-yard rushers (**Kennedy Brooks** has 1,021, **Trey Sermon** has 928 and Murray has 892) and at least two 1,000-yard receivers (**Marquise Brown** has 1,318 and **CeeDee Lamb** has 1,049).

► This is the first season in school history in which five players have scored at least 10 touchdowns. Brooks and Sermon lead the way with 12 touchdowns (all rushing), Murray has 11 TD runs, and Brown and Lamb have 10 receiving scores each. Hawaii in 2006 is the only other team since at least 1996 that has had five players score 10 TDs each. OU's **Lee Morris** also has eight receiving TDs.

► Brown and Lamb represent the first OU duo to ever record at least 1,000 receiving yards each in a season.

► OU's eight-game streak (Sept. 29-Nov. 23) of scoring at least 45 points tied for the longest among FBS teams since at least 1980 (Baylor also did it over the 2011 and '12 seasons) and was the longest same-season streak in at least the last 39 years.

► The Sooners became the first team in FBS history to record at least 500 yards of offense in nine regular season conference games (also did it in Big 12 Championship vs. Texas).

► Murray has registered six games this year of at least 300 passing yards and at least 65 rushing yards, the highest single-season total since at least 1996 (see "By Air and By Land" chart on this page).

► Including his freshman season at Texas A&M, Murray owns a career passing efficiency rating of 184.6, a mark that would set the FBS career record. The current career standard of 175.6 is held by former Sooner **Sam Bradford** (2007-09), while **Baker Mayfield** ranks second at 175.4. Murray's efficiency rating in his two seasons at OU is 209.8.

MODEL OF EFFICIENCY

► Oklahoma ranks 107th out of 130 FBS teams with just 66.1 offensive plays per game, but it ranks first nationally with its 577.9 yards per contest (next highest average is 548.8). That's because the Sooners lead the nation with a staggering 8.7 yards per play, a figure that would break the FBS single-season record of 8.6 by Hawaii in 2006. The OU single-season record of 8.3 yards per play was set last year, and the program's second-best figure is 7.6 in 1971. Alabama ranks second this year with its 7.9 yards per play, and Clemson third at 7.4. OU also leads the nation by gaining at least 10 yards on 31.3 percent of its plays (269 of 859). Alabama ranks second at 29.3 percent (see "Big Gains" chart on page 2 of these game notes).

► Sixty-two of Oklahoma's 80 offensive touchdown drives (78 percent) have taken less than three minutes of game clock. That excludes its overtime TD drive vs. Army that took two plays.

► The Sooners are averaging 0.70 points per offensive play this season. Going back to 1996, the highest end-of-season figure was 0.69 by Florida State in 2013. OU's number in the first half of games this season is 0.80.

► OU has averaged 3.87 points per offensive possession this season, putting points on the scoreboard on 61 percent of its possessions, and scoring touchdowns 51 percent of the time.

► With **Kyler Murray** leading the offense, the scoring rate has been even higher. The Sooners have averaged 0.73 points per offensive play and 4.07 points per possession.

► Oklahoma opponents have run 966 plays this season to the Sooners' 859. That's an average of 8.2 more per game. Despite that, OU has outgained its foes by 1,688 yards on the year (+129.8 per contest).

MURRAY, OU MAKE HEISMAN HISTORY

► OU's **Kyler Murray** won the Heisman Trophy on Dec. 8, garnering 517 first-place votes and 2,167 points to claim the award over fellow quarterback finalists Tua Tagovailoa of Alabama (299 first-place votes; 1,871 points) and Dwayne Haskins of Ohio State (46 first-place votes; 783 points).

► The Heisman for Oklahoma was its seventh, tied with Notre Dame and Ohio State for the most ever.

► OU has won four Heisman trophies since 2003, an average of one every four years.

► With **Baker Mayfield** winning last year's Heisman Trophy, OU became the first school to produce quarterback winners in consecutive seasons. It marked just the fourth time that a school won back-to-back regardless of position.

► Murray became OU's fourth quarterback to win the Heisman, more than any other school.

► Oklahoma is the only school to ever produce four Heisman finalists in a three-year span. Mayfield was a finalist in 2016 and '17, and receiver **Dede Westbrook** also was in 2016. OU boasts a nation-leading nine finalists since 2000.

SOONERS AND CRIMSON TIDE: COLLEGE FOOTBALL GIANTS

	OU	UA
First Year of Football	1895	1892
All-Time AP Top 25 Rank	3	2
AP National Titles	7	11
Conference Titles	48	27
Total Wins	896	904
All-Time Winning Percentage	.725	.726
Heisman Trophies	7	2
Bowl Wins	29	37
Consensus All-Americans	81	74
Weeks Ranked AP No. 1	101	118
Weeks Ranked AP Top 5	410	396

BY AIR AND BY LAND

Kyler Murray has six games this season of at least 300 passing yards and at least 65 rushing yards, the most nationally since at least 1996.

PLAYER	GAMES	SEASON
Kyler Murray, Oklahoma	6	2018
Lamar Jackson, Louisville	5	2017
Greg Ward Jr., Houston	4	2016
Trevone Boykin, TCU	4	2015
Johnny Manziel, Texas A&M	4	2012

MURRAY TOPPING THE CHARTS

Quarterback **Kyler Murray** ranks in the top four nationally in several categories this season.

CATEGORY	STAT	RANK
Passing Yards/Attempt	11.9	1st
Passing Efficiency Rating	205.7	1st
Points Responsible For	306	1st
Completion Percentage	70.9	2nd
Passing Yards/Completion	16.8	2nd
Passing TDs	40	2nd
Total Offense/Game	380.4	2nd
Passing TDs/Game	3.1	4th

BROOKS LEADS NATION IN YARDS PER CARRY

Redshirt freshman **Kennedy Brooks** leads the nation in yards per rush.

PLAYER	CARRIES	YPC
Kennedy Brooks, Oklahoma	113	9.04
Greg McCrae, UCF	123	8.95
Darrell Henderson, Memphis	214	8.92
Reggie Corbin, Illinois	128	8.48
Travis Etienne, Clemson	176	8.31

2018 HONORS

LINCOLN RILEY (Head Coach)

Co-Big 12 Coach of the Year

BILL BEDENBAUGH (Co-Off. Coord./OL Coach)

Broyles Award Semifinalist

CURTIS BOLTON (R-SR., LB)

Big 12 Defensive Player of the Week (9/3)

KENNEDY BROOKS (R-FR., RB)

Freshman All-American (USA Today)

Big 12 Newcomer of the Week (10/22, 11/12, 11/26)

MARQUISE BROWN (JR., WR)

First-Team All-American (AP)

Second-Team All-American (AFCA, FWAA)

First-Team All-Big 12

Biletnikoff Award Semifinalist

TRE BROWN (SO., KR)

Second-Team All-Big 12

GRANT CALCATERRA (SO., TE)

First-Team All-Big 12

BOBBY EVANS (R-JR., OL)

Second-Team All-Big 12

CODY FORD (R-JR., OL)

Third-Team All-American (AP)

First-Team All-Big 12

CREED HUMPHREY (R-FR., OL)

Freshman All-American (The Athletic)

CARSON MEIER (R-SR., FB)

Second-Team All-Big 12

LEE MORRIS (R-JR., WR)

Burlsworth Trophy Semifinalist

KENNETH MURRAY (SO., LB)

Second-Team All-Big 12

Walter Camp FBS Defensive Player of the Week (9/23)

Big 12 Defensive Player of the Week (9/24)

KYLER MURRAY (R-JR., QB)

Heisman Trophy Winner

Davey O'Brien Award Winner

AP Player of the Year

First-Team All-American (AP, FWAA)

Second-Team All-American (AFCA, Sporting News, Walter Camp)

Big 12 Offensive Player of the Year

First-Team All-Big 12

Maxwell Award Finalist

Walter Camp Player of the Year Award Finalist

Manning Award Finalist

Maxwell Award Player of the Week (9/19)

Earl Campbell Tyler Rose Player of the Week (11/27)

Big 12 Offensive Player of the Week (9/10, 9/17, 10/1, 10/22, 11/26)

Walter Camp FBS Offensive Player of the Week (9/9)

Davey O'Brien Quarterback of the Week (9/13)

RONNIE PERKINS (FR., DE)

Freshman All-American (ESPN)

BEN POWERS (SR., OL)

First-Team All-American (AFCA, FWAA, Sporting News, Walter Camp)

Second-Team All-American (AP)

First-Team All-Big 12

Outland Trophy Semifinalist

DRU SAMIA (SR., OL)

Second-Team All-American (AFCA, AP)

Tri-Big 12 Offensive Lineman of the Year

First-Team All-Big 12

AUSTIN SEIBERT (SR., K/P)

Big 12 Special Teams Player of the Year

First-Team All-Big 12 (K)

Big 12 Special Teams Player of the Week (9/17, 11/26)

MORE MURRAY

► **Kyler Murray**, who in addition to winning the Heisman Trophy has won the Davey O'Brien Quarterback of the Year Award and been named AP Player of the Year, leads the nation in total yards (school-record 4,945), points responsible for (306), passing efficiency rating (205.7; FBS record is 198.9) and yards per pass attempt (11.9; FBS record is 11.1). He ranks second in passing touchdowns (40), yards per completion (16.8) and completion percentage (.709; first among Power Five players), and is the only player in the country averaging at least 300.0 passing yards (311.8) and at least 50.0 rushing yards (68.6).

► Murray, whose 96.1 Total QBR is the highest by a player entering bowl season since ESPN began tracking the metric in 2004, has totaled more offensive yards this season (4,945) than 68 of the other 129 FBS teams, including six current AP Top 25 squads.

► Murray has thrown at least two touchdown passes in all but one game this year, and has thrown at least three TD passes in 10 of 13 outings. He had his school- and Big 12-record streak of eight games with at least three TD passes snapped in a Nov. 10 win against Oklahoma State.

► In Big 12 play, Murray led the league in total offense at 409.3 yards per game (next most was 335.1 by West Virginia's Will Grier), passing efficiency rating with his 208.2 mark (next best was 176.7 by Iowa State's Brock Purdy) and in total TDs with 37 (next most was 31 by Grier).

► A 5-10, 195-pounder, Murray has accounted for 51 touchdowns (40 passing, 11 rushing) against nine turnovers (5.7-to-1 ratio). He leads all Big 12 QBs with 892 rushing yards (7.3 per carry) and 11 rushing TDs.

► Only 10 times since the start of the Big 12 Conference in 1996 has a Sooner thrown for at least 300 yards and rushed for at least 65 in a game, and Murray has done it on six occasions this year. That's the highest single-season total by an FBS player since at least 1996.

► In OU's 66-33 win over Baylor, Murray finished 17 for 21 for 432 yards, six touchdowns and no interceptions while adding 45 rushing yards and a score. His 348.0 passing efficiency rating set school and Big 12 records (as did his 20.6 yards per pass attempt and 25.4 yards per completion), and was the highest in the FBS since at least 1996.

► Murray started his career at Texas A&M, where he played in eight games (three starts) in 2015. He was a consensus five-star recruit out of Allen (Texas) High School and was named 2014 national player of the year by *Parade*, Gatorade, MaxPreps and *USA Today*. His Allen teams went 43-0 in his three seasons and earned state titles each year.

► Also a baseball standout, Murray played center field for **Skip Johnson's** OU team and was a first-round pick (No. 9 overall) by the Oakland A's in June's Major League Baseball First-Year Player Draft. He was the only Big 12 player picked in the first round of the 2018 draft and he signed in mid-June. Murray hit .296 with 10 home runs, 13 doubles, 47 RBIs and 10 stolen bases in 51 games (50 starts) in 2018. He finished the year with a slash line of .296/.398/.556.

HOORAY FOR "HOLLYWOOD"

► First-team AP All-American **Marquise Brown**, who hails from Hollywood, Fla., was one of the country's most explosive receivers last year, and 2018 is no different. Brown ranks ninth nationally in receiving yards per game (101.4) this season, and among players averaging at least 5.0 receptions per game he ranks second with his 17.6 yards per catch.

► Brown is tied for first nationally this season with 11 catches of at least 40 yards, his seven receptions of at least 50 yards and his four grabs of at least 60 yards. A Biletnikoff Award semifinalist, his long receiving plays this season have gone for 77 (TD), 75 (TD), 65 (TD), 65, 58 (TD), 51 (TD), 50 (TD), 48, 46, 45 (TD) and 40 yards (TD).

► Since the start of the 2017 season, Brown leads the nation with his 14 catches of at least 50 yards. The 14 grabs have gone for 87, 84, 77, 77, 75, 66, 65, 65, 58, 56, 52, 51, 50 and 50 yards. Ten of those 14 receptions have resulted in a TD.

► Brown has started his OU career with 132 catches for 2,413 yards (18.3 average) and 17 TDs. His 2,413 receiving yards and 17 receiving TDs are the most fourth most, respectively, in the first 26 games of a Sooner career.

SILENCED BY THE LAMB

► While **Marquise Brown** has turned heads with his home-run-play ability, sophomore **CeeDee Lamb** has also quietly put together one of the best two-year starts to a career by an OU receiver. The 6-2, 189-pounder from Richmond, Texas, has started 25 of his 27 games and has amassed 103 receptions for 1,856 yards (18.0 average) and 17 touchdowns.

► A freshman All-American by ESPN last year when he caught 46 passes for 807 yards and seven touchdowns in 14 contests (13 starts), Lamb has demolished those numbers this season. Through 13 games, he has 57 catches for 1,049 yards and 10 TDs. He has six career 100-yard receiving games, including four this year. His streak of at least one TD catch in seven consecutive games was snapped Nov. 3 at Texas Tech.

► Lamb's 17 receiving TDs are fourth most in the first 27 games of an OU career.

OU's 1-2 LINEBACKING PUNCH

► No duo in the Big 12 averages more tackles per game than Oklahoma sophomore **Kenneth Murray** and redshirt senior **Curtis Bolton**. Both linebackers, Murray ranks second in the Big 12 (15th nationally) with his 10.8 tackles per outing, while Bolton ranks third (22nd nationally) with 10.0.

► Over the last 10 games, Murray has 121 tackles (12.1 average) while Bolton has 108 (10.8).

OU'S HEISMAN WINNERS

Kyler Murray delivered OU its seventh Heisman Trophy, tied for the most ever.

PLAYER	POSITION	YEAR
Billy Vessels	RB	1952
Steve Owens	RB	1969
Billy Sims	RB	1978
Jason White	QB	2003
Sam Bradford	QB	2008
Baker Mayfield	QB	2017
Kyler Murray	QB	2018

POINT TAKEN

Kyler Murray is tied for the lead among Power Five players with his 23.5 points responsible for per game.

PLAYER	PTS RESP. FOR/GAME
Kyler Murray, OU	23.5
Dwayne Haskins, Ohio State	23.5
Will Grier, West Virginia	22.0
Gardner Minshew, Wash. State	19.5
Tua Tagovailoa, Alabama	19.4

MOST RECEPTIONS OF 50-PLUS YARDS SINCE 2017

Junior **Marquise Brown** leads the nation with 14 receptions of at least 50 yards since the start of the 2017 season, and with 10 TD catches of at least 50 yards. Here's a list of the active leaders.

PLAYER	CATCHES	TDs
Marquise Brown, OU	14	10
Andy Isabella, UMass	12	10
Hakeem Butler, Iowa State	10	7
John Ursua, Hawaii	9	7
Anthony Johnson, Buffalo	9	4
James Proche, SMU	8	6

OU CAREER SCORING LEADERS

Name	Points	Years
1. Austin Seibert (K)	489	2015-18
2. Michael Hunnicutt (K)	450	2011-14
3. DeMarco Murray (RB)	390	2007-10
4. Steve Owens (RB)	342	1967-69
5. R.D. Lashar (K)	328	1987-90
6. Tim Lashar (K)	321	1983-86
7. Billy Sims (RB)	318	1975-79
8. Tim Duncan (K)	313	1999-01
9. Garrett Hartley (K)	310	2004-07
10. Four players	306	

BIG 12 CAREER SCORING LEADERS

Name	Points	Years
1. Austin Seibert, OU (K)	489	2015-18
2. Aaron Jones, BU (K)	451	2010-13
Jaden Oberkrom, TCU (K)	451	2012-15
4. Michael Hunnicutt, OU (K)	450	2011-14
5. Ben Grogan, OSU (K)	433	2013-16
Taurean Henderson, TTU (RB)	414	2002-05
7. Cedric Benson, UT (RB)	404	2001-04
Ricky Williams, UT (RB)	404	1996-98
9. Alex Henery, NU (K)	397	2007-10
10. DeMarco Murray, OU (RB)	390	2007-10

NCAA CAREER KICK SCORING LEADERS

Name	Points	Years
1. Zane Gonzalez, Ariz. State	494	2013-16
2. Austin Seibert, OU	489	2015-18
3. Daniel Carlson, Auburn	480	2014-17
4. Dustin Hopkins, Florida State	466	2009-12
5. Jonathan Barnes, La. Tech	462	2014-17
6. Jaden Oberkrom, TCU	451	2012-15
Aaron Jones, Baylor	451	2010-13
8. Michael Hunnicutt	450	2011-14
9. Jake Elliott, Memphis	445	2013-16
Kyle Brotzman, Boise State	439	2007-10

OU CAREER MADE PAT LEADERS

Name	PATs	Years
1. Austin Seibert	306	2015-18
2. Michael Hunnicutt	219	2011-14
3. R.D. Lashar	202	1987-90
4. Jimmy Stevens	180	2008-11
5. Trey DiCarlo	177	2002-04
Tim Lashar	177	1983-86

BIG 12 CAREER MADE PAT LEADERS

Name	PATs	Years
1. Austin Seibert, OU	306	2015-18
2. Aaron Jones, BU	274	2010-13
3. Alex Trlica, TTU	233	2004-07
4. Ben Grogan, OSU	229	2013-16
5. Michael Hunnicutt, OU	219	2011-14

NCAA CAREER MADE PAT LEADERS

Name	PATs	Years
1. Austin Seibert, OU	306	2015-18
2. Aaron Jones, Baylor	274	2010-13
3. Art Carmody, Louisville	253	2004-07
4. Ross Evans, TCU	239	2008-11
5. Kyle Brotzman, Boise State	238	2007-10

OU CAREER MADE FG LEADERS

Name	FGs	Years
1. Michael Hunnicutt	75	2011-14
2. Austin Seibert	61	2015-18
3. Tim Duncan	48	1999-01
Tim Lashar	48	1983-86
5. Garrett Hartley	47	2004-07

► Murray has 140 tackles on the year, the most by a Sooner since freshman linebacker **Travis Lewis** logged 144 in 2008. The 140 stops are 62 more than his total last season (78) when he started all 14 games, earned freshman All-America honors from the FWA and *USA Today*, and was co-Big 12 Defensive Freshman of the Year. What makes Murray's 2018 tackle total even more impressive is the fact that he registered zero stops in the season opener against Florida Atlantic. His 28 tackles against Army were the most by an FBS player since at least 2000 (when the NCAA began tracking the record).

► Amazingly, Bolton's 130 tackles are 104 more than he had in his career (16) entering the year. Playing primarily on special teams and battling injuries prior to this season, his 13 career starts have all come in 2018.

► This marks just the second time in the last 16 years that two Sooners have recorded at least 100 tackles in the same season (linebacker **Travis Lewis** had 109 and defensive back **Jonathan Nelson** had 102 in 2010). It's just the fourth time in school history two players have each recorded at least 130 tackles in a season (last time was in 1978 [LB **Daryl Hunt** 157; NG **Reggie Kinlaw** 131]).

HERE'S THE KICKER

► Senior kicker/punter **Austin Seibert**, who ranks sixth nationally (third among kickers) with his 9.8 points per game this season, became OU's and the Big 12's all-time leading scorer Nov. 10 against Oklahoma State. Seibert, who has 489 career points, broke the previous school record of 450 by kicker **Michael Hunnicutt** (2011-14) and the previous Big 12 record of 451 by Baylor kicker Aaron Jones (2010-13) and TCU kicker Jaden Oberkrom (2012-15).

► Seibert ranks second in FBS history among kickers with his 489 points, and needs just five points to tie the record of 494 points by Arizona State's Zane Gonzalez (2013-16). Two of Gonzalez's 494 points came when he caught a pass for a two-point conversion.

► In OU's Nov. 17 win over Kansas, Seibert saw his school-record streak of extra-point makes snapped at 162. The streak dated back to 2016. He broke the school record of 134 straight conversions, held by **Uwe von Schamann** (1976-78), on Oct. 20 at TCU.

► Seibert holds NCAA career records for extra points made and attempted (he is now 306 for 311).

► For the third straight season, Seibert is handling OU's placekicking, punting and kickoff duties. He is one of just two players nationally this season to lead his team in field goals, punts and kickoffs (San Jose State's Bryce Crawford is the other).

► Seibert also ranks second at OU in career field goals made (61) and PAT percentage (.984; 306-311), fourth in career field goal percentage (.792; 61-77) and fifth in punting average (41.7).

ISN'T THAT SPECIAL

► Special teams have been a major positive for the Sooners this season. Among teams with at least 2.0 kickoff returns per game, OU ranks 18th nationally with its 23.4 average. That's thanks largely to sophomore cornerback **Tre Brown**, who ranks 32nd in the country with his 23.9-yard average. He has compiled 646 yards on 27 returns, including an 86-yarder in the first quarter vs. UCLA that set up the tying touchdown after OU fell behind 7-0.

► OU ranks 11th nationally with its 15.1 yards per punt return. Sophomore receiver **CeeDee Lamb** ranks ninth in the country by averaging 13.3 yards on his 16 returns. He's registered runbacks of 66 yards against UCLA, 65 yards against Oklahoma State and 34 yards versus Kansas. Junior receiver **Lee Morris** has one return for 28 yards.

► Last year, OU ranked 98th nationally in kick return average (19.3 yards) and 97th in punt return average (5.6).

► Opponents have only returned six punts this season and they have gone for a combined 21 yards (fifth fewest nationally). OU has also registered its first two blocked punts since 2013, and its first two blocked punt TDs since 2002. Against Florida Atlantic in the season opener, **Lee Morris** blocked a punt that **Curtis Bolton** recovered in the end zone. And against Kansas on Nov. 17, **Brayden Willis** blocked a punt that Bolton returned nine yards for a score.

► Eighty-seven of **Austin Seibert's** 104 kickoffs this season have resulted in touchbacks (his 83.7-percent rate is fifth best in the country). He had a streak of 32 touchbacks snapped at TCU on Oct. 20 following a 15-yard post-TD celebration penalty that was enforced on the kickoff (he still kicked the ball to the 1-yard line).

RILEY'S FAST START

► The Football Bowl Subdivision's youngest head coach (33) at the time of his hiring on June 7, 2017, **Lincoln Riley** became just the fifth mentor in FBS history with no previous head-coaching experience at a four-year college to win at least 12 games in his debut season. The previous record for wins by a first-year OU head coach was 10 by **Chuck Fairbanks** in 1967 and **Barry Switzer** in 1973. Riley, who is 24-3 at OU, also holds the Sooners' record for most wins in the first two seasons as head coach (Switzer, who went 21-0-1 in 1973 and '74, held the previous mark). Riley turned 35 on Sept. 5 and was the second-youngest FBS head coach entering this season.

OFFENSE HAS ROLLED UNDER RILEY

► Oklahoma owns the nation's most productive offense since the start of the 2015 season, which was **Lincoln Riley's** first year as OU's offensive coordinator. Riley called plays in 2015 and '16, and continues to as head coach.

BIG 12 CHAMPIONSHIPS WON

SCHOOL	TOTAL	YEARS
Oklahoma	12	('00, '02, '04, '06-'08, '10, '12, '15-'18)
Texas	3	('96, '05, '09)
Baylor	2	('13-'14)
Kansas State	2	('03, '12)
Nebraska	2	('97, '99)
Colorado	1	('01)
Oklahoma State	1	('11)
TCU	1	('14)
Texas A&M	1	('98)

OFFENSIVE JUGGERNAUTS

Lincoln Riley joined the Oklahoma staff prior to the 2015 season. Since the start of that campaign, the Sooners can lay legitimate claim to being the nation's most productive overall offense. Below are OU's offensive numbers and national ranks since the start of 2015, as well as a look at the nation's best records.

CATEGORY	STAT	RANK
Scoring Offense	45.5	1st
Total Offense	561.0	1st
Scrimmage TDs	304	1st
Passing Efficiency Rating	190.6	1st
Completion Percentage	69.6	1st
Yards Per Pass Attempt	10.8	1st
Passing TD/INT Ratio	5.6	1st
Passing Offense	328.6	5th
Rushing Offense	232.4	11th

BEST RECORDS SINCE 2015

SCHOOL	RECORD
1. Alabama	53-3
2. Clemson	52-4
3. Ohio State	46-6
4. Oklahoma	46-7
5. Wisconsin	41-12

**POWER FIVE CONFERENCE
TITLES SINCE 2000**

1. Oklahoma	12
2. Ohio State	9
3. Florida State	7
4. Alabama	6
Oregon	6
USC	6
7. Clemson	5
8. LSU	4
Virginia Tech	4
10. Nine programs	3

**FINAL AP TOP 25 APPEARANCES
SINCE 2000**

1. Oklahoma	16
2. LSU	15
Ohio State	15
4. Florida State	14
5. Georgia	13
Virginia Tech	13
Wisconsin	13
8. Alabama	12
Oregon	12
10. Texas	11

HEISMAN FINALISTS SINCE 2000

1. Oklahoma	9
2. Alabama	6
3. Stanford	5
USC	5
5. Florida	4

**MOST TDs AMONG POWER FIVE
PROGRAMS FROM 2015-18**

1. Oklahoma	318
2. Clemson	291
3. Alabama	289
4. Ohio State	278
5. Oklahoma State	264

ACTIVE BOWL STREAKS

1. Virginia Tech	26
2. Georgia	22
3. Oklahoma	20
4. LSU	19
5. Boise State	17
Wisconsin	17

**MOST ALL-TIME 10-PLUS-WIN
SEASONS**

1. Oklahoma	39
2. Alabama	38
3. Michigan	29
4. Nebraska	27
USC	27

**MOST WINS SINCE END OF
WORLD WAR II (1946-PRESENT)**

1. Oklahoma	652
2. Alabama	608
3. Ohio State	607
4. Penn State	601
5. Nebraska	588
6. Texas	588
7. Michigan	574
8. USC	565
9. Notre Dame	564
10. Georgia	563

► Since the start of the 2015 season, OU ranks first nationally in points per game (45.5), total offense (561.0; next most is 526.5), touchdowns from scrimmage (304; next most is 278), passing efficiency rating (190.6; next best is 159.5), completion percentage (69.6), and yards per pass attempt (10.8), and is fifth in passing offense (328.6) and 11th in rushing offense (232.4).

► In 53 games since the start of the 2015 season, OU has registered at least 500 yards of total offense 40 times, including in 30 of the last 37 outings, topped the 600-yard mark on 20 occasions and gone over 700 yards six times. Similarly, OU has scored at least 30 points in 47 of 53 games since Riley's arrival, at least 40 points 36 times, at least 50 points 22 times and at least 60 points seven times.

SOONERS HAVE DOMINATED BIG 12 ERA

► OU's performance in the Big 12 Conference this millennium has been nothing short of dominant. The Sooners have won 12 Big 12 titles in the last 19 seasons, with no other program during that span winning more than two.

► Since the first year of the Big 12 in 1996, OU has claimed 12 league titles and is followed by Texas (three), Baylor, Kansas State and Nebraska (two each), and Colorado, Oklahoma State, TCU and Texas A&M (one each).

► OU is 132-28 (.825) in regular season Big 12 play since the start of the 2000 season. That's 22 more wins than the program with the next most victories during that period (Texas; 110-50) and 43 more than the program with the third most (Oklahoma State; 89-71).

COLLEGE FOOTBALL'S BEST

► During the modern era of college football (since the end of World War II), the Sooners are the nation's No. 1 team with more wins (652) than any other program. Only Boise State owns a better winning percentage (.772; played 449 fewer games) during that span than OU (.768).

► OU is the highest-scoring program in college football history with 35,759 points (in 1,273 games).

► Oklahoma leads all FBS programs with its 39 seasons of at least 10 wins, and with its 16 seasons of double-digit victories since 2000. In addition, OU's 25 seasons with at least 11 wins are the most in college football history.

► Since former head coach **Bob Stoops** arrived in Norman in 1999, OU leads all Power Five conference programs in wins (214) and points scored (10,156).

► Only Alabama (118) and Ohio State (105) have been ranked No. 1 in the AP Poll more weeks than Oklahoma (101). OU's 410 weeks in the AP's top five are most of any school (Alabama next with 396 and Ohio State third with 371). The AP Poll was introduced in 1936.

► Only Ohio State (621) has more all-time top-10 AP poll appearances than OU (586).

► Only Alabama (11) and Notre Dame (8) have earned more all-time AP national championships than Oklahoma (7).

RECAPPING OU'S BIG 12 CHAMPIONSHIP WIN OVER TEXAS

► In the first-ever Big 12 Championship between Oklahoma and Texas, **Kyler Murray** threw for 379 yards and three touchdowns without a turnover to help lead the Sooners their 12th Big 12 title in the 23-year history of the league. OU became the first program to win four consecutive outright conference championships since Florida (SEC) from 1993 to '96.

► Murray was 25 for 34 through the air and added 39 rushing yards to earn Most Outstanding Player honors. He threw touchdown passes to **CeeDee Lamb** (28 yards) and **Grant Calcaterra** (6 and 18 yards). Calcaterra's acrobatic second TD grab came with 2:00 left in the fourth quarter and represented the final points of the game. Lamb finished with six catches for a career-high 167 yards.

► **Trey Sermon**, who scored OU's other touchdown with a six-yard run with 12:01 left in the third quarter to give the Sooners a 27-14 lead, rushed for a game-high 65 yards.

► Cornerback **Tre Brown** registered OU's first safety in five seasons with a sack of Texas quarterback Sam Ehlinger with 8:27 to go that put the Sooners up 32-27. He was part of an OU defense that held the Longhorns to 88 rushing yards on 32 carries (2.8 average). The Sooners also logged three sacks on the day.

► On Texas's three fourth-quarter possessions, OU forced a punt, recorded a safety and registered an interception.

► Kicker **Austin Seibert** was 3 for 3 on field goals, tying a career high for makes. His 13 points on the day moved him into second place on the FBS career kick-scoring list with 489 points. Seibert's 31-yard field goal with 12:37 remaining in the fourth quarter gave OU a 30-27 lead.

EXTRA POINTS

► In the first two games after **Ruffin McNeill** took over defensive coordinator duties and **Bob Diaco** was named outside linebackers coach, Oklahoma held TCU to 275 yards and Kansas State to 245. The last time the Sooners held consecutive conference opponents to 275 yards or less was in 2011 (259 vs. Texas; 252 at Kansas).

► OU ranks fifth nationally by converting 51.2 percent of its third-down plays and is tied for eighth by converting 69.2 percent (9 of 13) of its fourth-down plays. The Sooners also rank second in the Big 12 and 18th nationally by allowing just 1.2 sacks per game.

► The Sooners' starting offensive line has logged a combined 151 career starts. Redshirt junior left tackle **Bobby Evans** has made 39 starts, senior left guard **Ben Powers** 34, redshirt freshman center **Creed Humphrey** 11, senior right guard **Dru Samia** 47 and redshirt junior right tackle **Cody Ford** 20.

► Redshirt junior receiver **Lee Morris** has 23 career catches and 10 have gone for touchdowns. The 43.5-percent touchdown rate ranks first in school history among players with at least 20 receptions. Eight of Morris's 21 receptions this year (38.1 percent) have resulted in a score.

OU SINCE RILEY ARRIVED IN 2015

- 46-7 overall record (.868); 33-3 Big 12 (.917)
- 20-0 true road record
- Four Big 12 championships
- Three College Football Playoff appearances (2015, '17 and '18)
- 2016 Sugar Bowl title
- Set FBS single-season records for team passing efficiency rating (193.8 in 2016 and 202.7 in 2017; is at 200.6 this season); Baker Mayfield set individual FBS standards with 196.4 and 198.9 respective marks (Kyler Murray is at 205.7 this season)
- 2016 Biletnikoff Award (Dede Westbrook); 2017 Heisman Trophy, Maxwell Award, Davey O'Brien Award (Mayfield); 2017 Mackey Award (Mark Andrews); 2018 Heisman Trophy, Davey O'Brien Award (Murray)
- Ten first-team All-Americans (five consensus)



LINCOLN RILEY

**SECOND SEASON AS HEAD COACH • 24-3 RECORD (.889) • 2018 CO-BIG 12 COACH OF THE YEAR
OWNS OU RECORDS FOR WINS IN A DEBUT SEASON (12) AND IN FIRST TWO SEASONS (24)
DIRECTED SOONERS TO BIG 12 TITLES AND COLLEGE FOOTBALL PLAYOFF BERTHS IN 2017 AND '18
WINNER OF 2015 BROYLES AWARD AS NATION'S TOP ASSISTANT COACH**

After presiding over two of the most prolific offenses in OU history as offensive coordinator and quarterbacks coach in 2015 and 2016, Lincoln Riley took over the program's head coaching reins on June 7, 2017, following the retirement of one of the most accomplished coaches of the last quarter century in Bob Stoops. OU's 22nd head coach, all Riley has done in his first two years at the helm is lead the Sooners to their 11th and 12th Big 12 titles and to a pair of College Football Playoff berths. He was also named the 2018 Co-Big 12 Coach of the Year.

The Football Bowl Subdivision's youngest head coach (33) at the time of his hiring, Riley became just the fifth mentor in FBS history with no previous head-coaching experience at a four-year college to win at least 12 games in his debut season. At 24-3, he also holds the OU record for most wins by a head coach in his first two seasons (Barry Switzer held the previous mark with 21 over the 1973 and '74 seasons).

Originally from the 5,000-person West Texas town of Muleshoe, Riley, who continues to call Oklahoma's offensive plays as head coach, has made his name as perhaps the best up-and-coming star in college football by overseeing an explosive — and balanced — OU offense the last four seasons.

Since the start of the 2015 campaign, OU ranks first nationally in points per game (45.5), total offense (561.0; next most is 526.5), touchdowns from scrimmage (304; next most is 278), pass efficiency rating (190.6; next best is 159.5), completion percentage (69.6) and yards per pass attempt (10.8), and is fifth in passing offense (328.6) and 11th in rushing offense (232.4). With that kind of offensive production, it's no surprise the Sooners have posted a 46-7 (.868) record since his arrival (33-3 in Big 12 play). OU's overall mark since 2015 is fourth best nationally, with only Alabama (53-3), Clemson (52-4) and Ohio State (46-6) having better records during that span.

Individual player honors and accomplishments have poured in under Riley, highlighted by quarterbacks Baker Mayfield and Kyler Murray becoming OU's sixth and seventh Heisman Trophy winners in 2017 and 2018. Mayfield also won the Maxwell, Davey O'Brien, Manning and Walter Camp Player of the Year Awards, was named AP Player of the Year and was the No. 1 overall pick in the 2018 NFL Draft. Murray has also won the Davey O'Brien Award and been named AP Player of the Year so far this year. Receiver Dede Westbrook finished fourth in Heisman voting in 2016 and became OU's first winner of the Biletnikoff Award, while tight end Mark Andrews claimed the school's first Mackey Award in 2017. Seven Sooners have earned first-team All-America honors the last two years. Running back Joe Mixon set the OU single-season record with 2,331 all-purpose yards in 2016, while backfield mate Samaje Perine set the school career rushing record with 4,122 yards in only three seasons.

Oklahoma's newest head man joined the Sooners in January 2015 after he caught the eye of Stoops during a highly successful five-year stint as offensive coordinator and quarterbacks coach under Ruffin McNeill at East Carolina from 2010-14. With OU looking for a new play caller and wanting to get back to the up-tempo attack it helped make mainstream, Riley's numbers at ECU made him the perfect hire.

At East Carolina, Riley installed and directed a spread offensive scheme that made an immediate impact as the Pirates set more than 50 team or individual school offensive records in his five seasons with the program. His squads recorded the top five passing seasons in school history and the top four marks for total offense in a season.

He spent his final season with the Pirates serving in the role of assistant head coach/offensive coordinator/quarterbacks coach in 2014 as the team ranked third in the nation in passing offense (371.9 ypg) and was fifth in total offense (533.0 ypg). With Riley calling the shots, the Pirates set a single-season school record with 6,929 yards of total offense.

Riley's East Carolina offensive units routinely earned national top-10 rankings in major statistical categories such as passing offense (third in 2014, eighth in 2010), scoring offense (fifth in 2014, eighth in 2013), third-down conversion percentage (seventh in 2013) and red zone scoring efficiency (third in 2012, fifth in 2010).

Among his notable pupils, Riley helped transform a pair of East Carolina wide receivers into the most productive pass catchers in FBS history. He guided walk-on Justin Hardy to 387 career catches, breaking the NCAA record previously held by OU's Ryan Broyles (349). Hardy's 4,541 career receiving yards rank third all-time in FBS annals as he flourished in Riley's offense, registering three 1,000-yard seasons at ECU that culminated with a 121-catch, 1,494-yard year as a senior in 2014. Riley also coached recent second-round NFL draft selection Zay Jones for the first two years of his career. Jones went on to break Hardy's record and is the NCAA's leader in career receptions (399) and receptions in a season (158 in 2016).

Already overseeing Mayfield's record-setting career, Riley also developed dynamic quarterbacks Dominique Davis and Shane Carden at ECU. Conference USA's 2010 Newcomer of the Year, Davis set ECU career marks for completions and TD passes despite playing just two seasons. Davis ranked second among FBS signal callers with 393 completions and 46 total touchdowns in 2010. He set an NCAA record with 36 straight completions in 2011.

Carden took over the job in 2012 and went on to break the majority of Davis' records, becoming the first 4,000-yard passer in program history and setting single-season standards for completion percentage (70.5 in 2013) and passing yards (4,736 in 2014). Carden earned Conference USA MVP honors in 2013 and was the American Conference's Offensive Player of the Year in 2014. He led all FBS passers with 392 completions in 2014.

Prior to East Carolina, Riley spent seven seasons on the staff at Texas Tech, where he was part of seven bowl teams and five bowl wins. During that span, Red Raiders quarterbacks won NCAA passing titles in 2003, 2004, 2005 and 2007. A walk-on quarterback at Tech during the spring and summer of 2003 who then became a student coach, Riley immersed himself in head coach Mike Leach's offense and worked his way into a full-time position as wide receivers coach in 2007. He served as inside receivers coach in 2008 and '09, and eventually called plays as interim offensive coordinator in the 2010 Alamo Bowl, where the Red Raiders racked up 579 yards in a 41-31 victory over Michigan State to cap the 2009 season.

Under Riley's guidance in 2007, wide receiver Michael Crabtree won the Biletnikoff Award after smashing Big 12 records and NCAA freshman standards with 134 receptions for 1,962 yards. Crabtree also accumulated 22 touchdown catches his first season. In fact, wide receiver Danny Amendola joined Crabtree that year as Texas Tech receivers who each amassed 100-catch, 1,000-yard efforts.

A 2006 Texas Tech graduate who earned a Bachelor of Science degree in exercise and sport sciences, Riley and his wife, Caitlin, have two daughters, Sloan and Stella.

THE RILEY FILE

Hometown..... Muleshoe, Texas
High School..... Muleshoe, 2002
College..... Texas Tech, 2006
Family..... Wife, Caitlin
..... Daughters, Sloan and Stella

COACHING HISTORY

2017: Oklahoma

Head Coach, Quarterbacks

2015-16: Oklahoma

Offensive Coordinator, Quarterbacks

2014: East Carolina

Asst. Head Coach, Off. Coord., Quarterbacks

2010-13: East Carolina

Offensive Coordinator, Quarterbacks

2008-09: Texas Tech

Inside Receivers

2007: Texas Tech

Wide Receivers

2006: Texas Tech

Offensive Assistant

2003-05: Texas Tech

Student Assistant/Offense

BOWLS AS A COACH (15)

2018..... Orange (CFP)..... Oklahoma
2018..... Rose (CFP)..... Oklahoma
2017..... Sugar..... Oklahoma
2015..... Orange (CFP)..... Oklahoma
2015..... Birmingham..... East Carolina
2013..... Beef 'O' Brady's..... East Carolina
2012..... New Orleans..... East Carolina
2010..... Military..... East Carolina
2010..... Alamo..... Texas Tech
2009..... Cotton..... Texas Tech
2008..... Gator..... Texas Tech
2006..... Insight..... Texas Tech
2006..... Cotton..... Texas Tech
2004..... Holiday..... Texas Tech
2003..... Houston..... Texas Tech

DEPTH CHART

OFFENSE

QB	1	Kyler Murray (5-10, 195, R-Jr.)
	10	Austin Kendall (6-2, 219, R-So.)
	15	Tanner Mordecai (6-2, 206, Fr.) OR
	9	Tanner Schafer (6-3, 193, R-So.)
RB	4	Trey Sermon (6-0, 224, So.)
	26	Kennedy Brooks (5-11, 205, R-Fr.)
	22	T.J. Pledger (5-9, 200, Fr.)
FB	45	Carson Meier (6-5, 254, R-Sr.)
	27	Jeremiah Hall (6-2, 252, R-Fr.)
X	2	CeeDee Lamb (6-2, 189, So.)
	12	A.D. Miller (6-3, 193, R-Jr.)
H	87	Myles Tease (5-9, 171, R-Sr.)
	83	Nick Basquine (5-11, 195, R-Sr.)
LT	71	Bobby Evans (6-5, 301, R-Jr.)
	77	Erik Swenson (6-5, 315, R-So.)
LG	72	Ben Powers (6-4, 313, Sr.)
	54	Marquis Hayes (6-5, 351, R-Fr.)
C	56	Creed Humphrey (6-5, 325, R-Fr.)
	75	Dru Samia (6-5, 303, Sr.)
RG	75	Dru Samia (6-5, 303, Sr.)
	52	Tyrese Robinson (6-3, 332, R-Fr.)
RT	74	Cody Ford (6-4, 338, R-Jr.)
	59	Adrian Ealy (6-6, 328, R-Fr.)
Y	80	Grant Calcaterra (6-4, 221, So.)
	84	Lee Morris (6-2, 212, R-Jr.)
Z	5	Marquise Brown (5-10, 168, Jr.)
	14	Charleston Rambo (6-1, 175, R-Fr.)

DEFENSE

DE	55	Kenneth Mann (6-3, 264, R-Jr.)
	95	Isaiah Thomas (6-5, 254, R-Fr.)
NG	90	Neville Gallimore (6-2, 330, R-Jr.)
	91	Dillon Faamatau (6-3, 319, R-Jr.)
	97	Marquise Overton (6-1, 315, R-Jr.)
DE	72	Amani Bledsoe (6-5, 287, Jr.)
	93	Tyreece Lott (6-2, 301, So.)
JACK	7	Ronnie Perkins (6-3, 254, Fr.)
	42	Mark Jackson Jr. (6-1, 239, Jr.)
MLB	9	Kenneth Murray (6-2, 238, So.)
	23	DaShaun White (6-0, 221, Fr.)
WLB	18	Curtis Bolton (6-0, 218, R-Sr.)
	19	Caleb Kelly (6-3, 231, Jr.)
	30	Levi Draper (6-1, 226, R-Fr.)
CB	13	Tre Norwood (5-11, 179, So.)
	25	Justin Broiles (5-10, 181, R-Fr.)
SS	32	Delarrin Turner-Yell (5-10, 175, Fr.)
	10	Patrick Fields (5-11, 193, Fr.)
FS	20	Robert Barnes (6-2, 207, So.)
	32	Delarrin Turner-Yell (5-10, 175, Fr.)
CB	6	Tre Brown (5-10, 182, So.)
	11	Parnell Motley (6-0, 177, Jr.)
NB	44	Brendan Radley-Hiles (5-9, 186, Fr.)
	10	Patrick Fields (5-11, 193, Fr.)

SPECIALISTS

K	43	Austin Seibert (5-9, 214, Sr.)	PR	2	CeeDee Lamb (6-2, 189, So.)
	47	Gabe Brkic (6-2, 189, Fr.)		5	Marquise Brown (5-10, 168, Jr.)
P	43	Austin Seibert (5-9, 214, Sr.)	LS	51	Kasey Kelleher (5-10, 224, R-Fr.)
	46	Reeves Mundschau (5-11, 168, R-Fr.)		57	Zach Edwards (5-10, 185, Fr.)
KO	43	Austin Seibert (5-9, 214, Sr.)	H	3	Connor McGinnis (6-4, 189, R-Jr.)
	47	Gabe Brkic (6-2, 189, Fr.)			
KR	6	Tre Brown (5-10, 182, So.)			
	87	Myles Tease (5-9, 171, R-Sr.)			

PROJECTED STARTER NOTES

OFFENSE

QB • KYLER MURRAY (5-10, 195, R-Jr., Allen, Texas) 1 ▶ Ranks 1st nationally in pass eff. rating (206.8), yards per pass attempt (11.9), points responsible for (306); 2nd in completion pct. (.709), yards per completion (16.8). ▶ Has 6 games this year of 300+ passing and 65+ rushing yards (most since 1996). ▶ Has thrown for at least 3 TDs in 10 of 13 games (at least 2 TDs in 12 of 13).	
RB • TREY SERMON (6-0, 224, So., Marietta, Ga.) 4 ▶ Ran for 498 yards and 7 TDs over 4-game span from 10/20-11/10 (had 206 yards and 3 TDs at Texas Tech, 163 yards and 2 TDs vs. OSU in back-to-back games). ▶ Ranks 6th in Big 12 at 71.4 rushing yards per game (has 12 rushing TDs this year). ▶ Needs 72 rushing yards to reach 1,000 this season.	
FB • CARSON MEIER (6-5, 254, R-Sr., Tulsa, Okla.) 45 ▶ Has played in all 53 of OU's games the last 4 seasons (lone 11 starts this year). ▶ Has 16 career receptions (4 TDs) for 276 yards, all this season; has no career carries. ▶ Lone career TDs came against Army, TCU, Texas Tech and Kansas. ▶ Graduated in December 2017 with a degree in finance.	
WR • CEEDEE LAMB (6-2, 189, So., Richmond, Texas) 2 ▶ Has started 25 of his 27 career games; has 103 catches for 1,856 yards and 17 TDs. ▶ His 17 receiving TDs are 4th most by a Sooner in his first 27 career games. ▶ Has at least one TD reception in 8 of last 12 games (10 on season). ▶ An ESPN Freshman All-American last year (807 receiving yards, 7 TD catches).	
WR • MYLES TEASE (5-9, 171, R-Sr., Tulsa, Okla.) 87 ▶ Has played in all 13 games this year (2 starts); has 10 catches for 104 yards (1 TD). ▶ Played in 13 of 14 games last year and caught 2 passes for 51 yards (1 TD). ▶ Transferred from Central Oklahoma as a walk-on and was placed on scholarship this past June.	
LT • BOBBY EVANS (6-5, 301, R-Jr., Allen, Texas) 71 ▶ His 39 career starts have come in OU's last 39 games. ▶ Moved to left tackle this year after starting at right tackle the last 2 seasons. ▶ Teamed with QB Kyler Murray and WR Lee Morris to win 3 straight HS state titles. ▶ Father (Bobby Joe) played basketball at OU; brother (Tay) was an OU linebacker.	
LG • BEN POWERS (6-4, 313, Sr., Wichita, Kan.) 72 ▶ 2018 Outland Trophy semifinalist and consensus All-American. ▶ First-team All-American by AFCA, FWAA, Sporting News and Walter Camp. ▶ A first-team All-Big 12 pick last year (AP) and second-team choice in 2016. ▶ Has played in 37 career games and made 34 starts.	
C • CREED HUMPHREY (6-5, 325, R-Fr., Shawnee, Okla.) 56 ▶ Freshman All-American by The Athletic. ▶ Has played in all 13 games this year and made 11 starts (each of last 10). ▶ A U.S. Army All-American as a senior; was ranked as the nation's third-best center by 247Sports, ESPN and Scout, and fourth-best by Rivals.	
RG • DRU SAMIA (6-5, 303, Sr., Sacramento, Calif.) 75 ▶ Second-team All-American by AP and AFCA. ▶ Named 2018 Tri-Big 12 Offensive Lineman of the Year. ▶ Ranks 5th in OU history w/ 46 career starts by an offensive lineman (record is 50). ▶ Starter at right guard the last 3 years after starting 9 games at right tackle in '15.	
RT • CODY FORD (6-4, 338, R-Jr., Pineville, La.) 74 ▶ Third-Team AP All-American; has started all 13 games this season at right tackle. ▶ Played in 12 games last season and made 4 starts at left guard. ▶ Started first 3 games of 2016 at left guard; broke fibula on team's opening drive vs. Ohio State and missed rest of the season.	
TE • GRANT CALCATERRA (6-4, 221, So., Rancho Santa Margarita, Calif.) 80 ▶ First-team All-Big 12 pick; 25 catches for 378 yards (15.1 avg.) and 6 TDs this year. ▶ Has played in all 27 of OU's games since he joined program; 10 starts (all this year). ▶ Played behind Mackey Award winner Mark Andrews last year and was an honorable mention All-Big 12 selection (10 catches, 162 yards, 3 TDs).	
WR • MARQUISE BROWN (5-10, 168, Jr., Hollywood, Fla.) 5 ▶ First-team AP All-American; ranks 9th nationally with 101.4 receiving yards/game. ▶ Caught 11 passes for 243 yards (2nd most in OU history) 11/23 at West Virginia. ▶ Leads nation since start of 2017 with 14 catches of 50+ yards (10 of those for TDs). ▶ Has 132 catches for 2,413 yards (18.3 average) and 17 TDs in 26 career games.	
K • AUSTIN SEIBERT (5-9, 214, Sr., Belleville, Ill.) 43 ▶ OU's first-ever Big 12 Special Teams Player of the Year (leads league w/ 128 pts). ▶ Ranks 1st in OU and Big 12 history with 489 career points, and 2nd among kickers in FBS history (needs 5 points to tie Zane Gonzalez [Arizona State] for No. 1 spot). ▶ His 83.7-percent touchback rate on kickoffs ranks 5th nationally.	

DEFENSE

DE • KENNETH MANN (6-3, 264, R-Jr., Burleson, Texas) 55 ▶ A team captain who has 12 starts this season (missed Baylor game due to injury). ▶ Ninth on team with 47 tackles, 6th with 5.5 TFLs; has team-high 7 QB hurries. ▶ Lone career interception came on Army's last drive in regulation with game tied. ▶ Recorded 5.0 sacks and 6.0 TFLs last season (13 games, 0 starts).	
NG • NEVILLE GALLIMORE (6-2, 330, R-Jr., St. Catharines, Ontario) 90 ▶ Has started 12 games and has 46 tackles (5.0 TFLs, 3.0 sacks, 4 hurries). ▶ Has played in 37 career contests and has made 23 starts. ▶ Second Canadian to ever play for Sooners (OL Josiah St. John). ▶ Rated as the top player in Canada in 2015 class by ESPN and Scout.	
DE • AMANI BLEDSOE (6-5, 287, Jr., Lawrence, Kan.) 72 ▶ Has started each of last 19 games going back to last season. ▶ Has 32 tackles, 4.0 TFLs, 7 pass breakups and 3 QB hurries on the year. ▶ Career-high 6-tackles at West Virginia (11/23) and followed with sack and blocked PAT vs. Texas in Big 12 Championship (12/1).	
JACK • RONNIE PERKINS (6-3, 254, Fr., St. Louis, Mo.) 7 ▶ Freshman All-American by ESPN. ▶ His 6 career starts have come over the last 7 games. ▶ Has 35 tackles on the year; has team-high 5.0 sacks and ranks 3rd with 8.0 TFLs. ▶ Top-100 national recruit by 247Sports and ESPN, and a U.S. Army All-American.	
MLB • KENNETH MURRAY (6-2, 238, So., Missouri City, Texas) 9 ▶ A team captain who was named a midseason All-American by Sporting News. ▶ Ranks 2nd in Big 12 and 15th nationally with his 10.8 tackles per game. ▶ Has double-digit tackles in 8 of last 11 games (averaging 12.1 over the last 10). ▶ His 140 tackles are more than any Sooner since 2008 (Travis Lewis, 144).	
WLB • CURTIS BOLTON (6-0, 218, R-Sr., Murrieta, Calif.) 18 ▶ Ranks 3rd in Big 12 and 22nd nationally with his 10.0 tackles per contest. ▶ His 130 tackles this year are 114 more than he had in his career entering the season. ▶ Registered a 23-tackle game vs. Army on Sept. 22. ▶ Has scored 3 touchdowns this season (2 on blocked punts, 1 fumble return).	
CB • TRE NORWOOD (6-0, 179, So., Fort Smith, Ark.) 13 ▶ Has started 18 consecutive games (all 13 this year, last 5 last season). ▶ Ranks 5th on team with 53 tackles and has registered 5 pass breakups this year. ▶ Ranked 2nd on team with 8 pass breakups last season. ▶ Chose OU over Louisville, Notre Dame, Tennessee and others.	
FS • ROBERT BARNES (6-2, 207, So., Southlake, Texas) 20 ▶ His 7 starts this season have come the last 7 games (has 8 career starts). ▶ Has 1 official INT (vs. FAU); also returned intercepted PAT for 2 points at Texas Tech. ▶ Played in 10 games last year (started at home vs. TCU) and made 10 tackles. ▶ A 5-star recruit by 247Sports; four-star prospect by ESPN, Rivals and Scout.	
SS • DELARRIN TURNER-YELL (5-10, 175, Fr., Hempstead, Texas) 32 ▶ Has played in 6 games but has no starts (6 appearances have come in last 7 weeks). ▶ Missed team's first 6 games of year due to injury. ▶ Has made 12 tackles on the season (7 solo) and has 1 pass breakup. ▶ Ranked No. 44 player in Texas as high school senior by 247Sports.	
CB • TRE BROWN (5-10, 182, So., Tulsa, Okla.) 6 ▶ Earned first season start (5 days after his mother [Beverly Brewer] passed away) at TCU on Oct. 20 and had 4 tackles and 2 pass breakups. ▶ Leads team with 12 pass breakups on season and has added 6.0 TFLs. ▶ Played in all 14 games last year and made one start (vs. TCU in Norman).	
NB • BRENDAN RADLEY-HILES (5-9, 186, Fr., Inglewood, Calif.) 44 ▶ Has 39 tackles on the year and tied for 4th on team with 5 pass breakups. ▶ Has started 11 games as a true frosh (did not play at Texas Tech due to injury). ▶ A 5-star recruit by Rivals and a U.S. Army All-American. ▶ Chose OU over Clemson, Florida State, Nebraska, UCLA, USC and others.	
P • AUSTIN SEIBERT (5-9, 214, Sr., Belleville, Ill.) 43 ▶ One of 3 players nationally this year to lead team in punts, placekicks and kickoffs. ▶ Has all of OU's 29 punts this season and ranks 4th in league with 41.1 average. ▶ Ranks fifth at OU in career punting average (41.7). ▶ One of 5 team captains this season.	

No.	Player	Pos.	Ht.	Wt.	Yr.	Hometown (Previous School)
1	Kyler Murray*	QB	5-10	195	R-Jr.	Allen, Texas (Texas A&M University)
1	Jordan Parker*	CB	5-11	182	R-So.	Pittsburg, Calif. (Pittsburg HS)
2	CeeDee Lamb*	WR	6-2	189	So.	Richmond, Texas (Foster HS)
3	Mykel Jones**	WR	5-11	188	Jr.	Patterson, La. (Patterson HS)
3	Connor McGinnis**	QB	6-4	189	R-Jr.	Oklahoma City, Okla. (Heritage Hall HS)
4	Trey Sermon*	RB	6-0	224	So.	Marietta, Ga. (Sprayberry HS)
5	Marquise Brown*	WR	5-10	168	Jr.	Hollywood, Fla. (College of the Canyons)
6	Tre Brown*	CB	5-10	182	So.	Tulsa, Okla. (Union HS)
7	Ronnie Perkins	DE	6-3	254	Fr.	St. Louis, Mo. (Lutheran North HS)
8	Kahlil Haughton***	S	6-1	197	Sr.	Waco, Texas (Midway HS)
9	Kenneth Murray*	LB	6-2	238	So.	Missouri City, Texas (Elkins HS)
9	Tanner Schafer	QB	6-3	193	R-So.	Canadian, Texas (Canadian HS)
10	Patrick Fields	S	5-11	193	Fr.	Tulsa, Okla. (Union HS)
10	Austin Kendall*	QB	6-2	219	R-So.	Waxhaw, N.C. (Cuthbertson HS)
11	Parnell Motley**	CB	6-0	177	Jr.	Washington, D.C. (HD Woodson HS)
12	Starrland Baldwin	CB	5-11	161	Fr.	Houston, Texas (Cypress Falls HS)
12	A.D. Miller**	WR	6-3	193	R-Jr.	Dallas, Texas (Bishop Dunne HS)
13	Tre Norwood*	CB	6-0	179	So.	Fort Smith, Ark. (Northside HS)
14	Reece Clark	QB	6-3	211	R-Jr.	Cypress, Texas (Cypress Woods HS)
14	Charleston Rambo	WR	6-1	175	R-Fr.	Cedar Hill, Texas (Cedar Hill HS)
15	Tanner Mordecai	QB	6-2	206	Fr.	Waco, Texas (Midway HS)
16	Miguel Edwards	DB	5-11	173	Fr.	Deerfield Beach, Fla. (Deerfield Beach HS)
17	Jaquayn Crawford	WR	5-10	176	Fr.	Rockdale, Texas (Rockdale HS)
18	Curtis Bolton*	LB	6-0	218	R-Sr.	Murrieta, Calif. (Vista Murrieta HS)
19	Caleb Kelly**	LB	6-3	231	Jr.	Fresno, Calif. (Clovis West HS)
20	Robert Barnes*	S	6-2	207	So.	Southlake, Texas (Carroll Senior HS)
21	Marcelias Sutton*	RB	5-9	192	Sr.	La Grange, N.C. (Lackawanna College)
22	T.J. Pledger	RB	5-9	200	Fr.	Pacoima, Calif. (IMG Academy)
23	Zach Kerstetter	WR	5-8	170	R-Fr.	Edmond, Okla. (Univ. of Central Oklahoma)
23	DaShaun White	LB	6-0	221	Fr.	North Richland Hills, Texas (Richland HS)
24	Brian Asamoah	LB	6-1	219	Fr.	Columbus, Ohio (Saint Francis De Sales HS)
25	Justin Broiles	DB	5-10	181	R-Fr.	Oklahoma City, Okla. (John Marshall HS)
25	Drake Stoops	WR	5-9	169	Fr.	Norman, Okla. (Norman North HS)
26	Kennedy Brooks	RB	5-11	205	R-Fr.	Mansfield, Texas (Mansfield HS)
26	Caleb Murphy	DB	5-11	207	Fr.	Colleyville, Texas (Colleyville Heritage HS)
27	Jeremiah Hall	FB	6-2	252	R-Fr.	Charlotte, N.C. (Zebulon B. Vance HS)
28	Chance Sylvie**	S	6-0	193	Jr.	Shreveport, La. (Calvary Academy)
28	Reggie Turner	WR	5-8	155	R-Sr.	Pasadena, Texas (Blinn College)
29	Joe Castiglione, Jr.	FB	5-11	184	R-Jr.	Norman, Okla. (Mount St. Mary HS)
29	Prentice McKinney*	S	6-1	181	Sr.	Dallas, Texas (South Oak Cliff HS)
30	Levi Draper	LB	6-1	226	R-Fr.	Collinsville, Okla. (Collinsville HS)
30	Calum Sutherland	K	5-9	191	R-Fr.	Keller, Texas (Central HS)
31	Jalen Redmond	DE/LB	6-3	265	Fr.	Midwest City, Okla. (Midwest City HS)
32	Delarrin Turner-Yell	S	5-10	175	Fr.	Hempstead, Texas (Hempstead HS)
33	Ryan Jones	LB	6-2	236	R-Fr.	Charlotte, N.C. (Mallard Creek HS)
35	Nik Bonitto	LB	6-3	225	Fr.	Fort Lauderdale, Fla. (St. Thomas Aquinas HS)
36	Isaiah Harris	RB	5-9	199	Fr.	Tulsa, Okla. (McLain HS)
36	Josh Schenck	LB	5-11	209	R-So.	Knightdale, N.C. (Knightdale HS)
37	Spencer Jones	WR	6-1	193	Jr.	Nashville, Tenn. (Liberty University)
38	Bryan Mead*	LB	6-2	230	R-So.	Owasso, Okla. (Rejoice Christian HS)
38	Devin Staton	WR	6-2	195	Fr.	Katy, Texas (Cinco Ranch HS)
39	Michael Anderson	RB	5-8	170	Fr.	Keller, Texas (Keller HS)
39	Jake Enzbrenner	DB	6-0	190	Fr.	Owasso, Okla. (Owasso HS)
40	Jon-Michael Terry*	LB	6-3	238	R-So.	Tulsa, Okla. (Victory Christian School)
41	K'Jakyre Daley	DE/LB	6-2	254	R-Fr.	Riviera Beach, Fla. (Suncoast HS)
41	Coby Tillman	FB	5-11	233	Fr.	Bixby, Okla. (Bixby HS)
42	Mark Jackson, Jr.**	DE/LB	6-1	239	Jr.	Cibolo, Texas (Byron P. Steele HS)
43	Austin Seibert***	K/P	5-9	214	Sr.	Belleville, Ill. (Belleville West HS)
44	Brendan Radley-Hiles	DB	5-9	186	Fr.	Inglewood, Calif. (IMG Academy)
45	Carson Meier***	FB	6-5	254	R-Sr.	Tulsa, Okla. (Union HS)
46	Robert Charlton	DB	5-10	181	R-Jr.	Edmond, Okla. (Memorial HS)
46	Reeves Mundschau	P	5-11	179	R-Fr.	New Braunfels, Texas (Canyon HS)
47	Gabe Brkic	K/P	6-2	189	Fr.	Chardon, Ohio (Notre Dame-Cathedral Latin HS)
48	Stephen Johnson	K	6-1	185	So.	Arlington, Texas (Blinn College)
48	Deuce Nisbet	LB	6-1	214	Fr.	Colleyville, Texas (Colleyville Heritage HS)
49	Dane Saltarelli	TE	6-3	231	Fr.	Belleair Bluffs, Fla. (IMG Academy)
50	Arthur McGinnis	DT	6-1	265	R-Jr.	New Orleans, La. (Warren Easton HS)
51	Kasey Kelleher	LS	5-10	224	R-Fr.	Peninsula, Ohio (Woodridge HS)
52	Tyrese Robinson	OL	6-3	332	R-Fr.	McKinney, Texas (Boyd HS)
53	Jax Wilson	LS	6-4	231	Fr.	Fort Worth, Texas (All Saints' Episcopal School)
54	Marquis Hayes	OL	6-5	351	R-Fr.	Maryland Heights, Mo. (Pattonville HS)

No.	Player	Pos.	Ht.	Wt.	Yr.	Hometown (Previous School)
55	Kenneth Mann**	DE	6-3	264	R-Jr.	Burleson, Texas (Burleson HS)
56	Creed Humphrey	OL	6-5	325	R-Fr.	Shawnee, Okla. (Shawnee HS)
57	Zach Edwards	LS	5-10	185	Fr.	Azle, Texas (Azle HS)
59	Adrian Ealy	OL	6-6	328	R-Fr.	Gonzales, La. (East Ascension HS)
61	Ian McIver	OL	6-3	324	R-Fr.	Keller, Texas (Central HS)
62	David Swaby	OL	6-9	320	So.	Nassau, Bahamas (Navarro College)
63	Alex Dalton**	OL	6-3	288	R-Sr.	Troy, Ohio (Troy HS)
66	Logan Roberson	OL	6-4	373	R-So.	Harrah, Okla. (Harrah HS)
68	Jonathan Alvarez**	OL	6-3	312	R-Sr.	Mesquite, Texas (Horn HS)
69	Clayton Woods	OL	6-2	287	R-Jr.	Highland Park, Texas (Blinn College)
70	Brey Walker	OL	6-6	338	Fr.	Moore, Okla. (Westmoore HS)
71	Bobby Evans**	OL	6-5	301	R-Jr.	Allen, Texas (Allen HS)
72	Amani Bledsoe*	DE	6-5	287	Jr.	Lawrence, Kan. (Lawrence HS)
72	Ben Powers**	OL	6-4	313	Sr.	Wichita, Kan. (Butler CC)
73	Quinn Mittermeier**	OL	6-5	294	R-Sr.	Topeka, Kan. (Butler CC)
74	Cody Ford**	OL	6-4	338	R-Jr.	Pineville, La. (Pineville HS)
75	Dru Samia***	OL	6-5	303	Sr.	Sacramento, Calif. (River City HS)
76	Dalton Bishop	OL	6-5	289	So.	Oklahoma City, Okla. (Lews & Clark College)
77	Erik Swenson	OL	6-5	315	R-So.	Downers Grove, Ill. (Downers Grove South HS)
79	Darrell Simpson	OL	6-7	330	Fr.	Justin, Texas (Northwest HS)
80	Grant Calcaterra*	TE	6-4	221	So.	Rancho Santa Margarita, Calif. (Santa Margarita Catholic HS)
81	Brayden Willis	TE	6-3	221	Fr.	Arlington, Texas (James Martin HS)
82	Andrew Magee	WR	6-3	197	Fr.	Allen, Texas (Allen HS)
83	Nick Basquine*	WR	5-11	195	R-Sr.	Norman, Okla. (Norman North HS)
84	Lee Morris**	WR	6-2	212	R-Jr.	Allen, Texas (Allen HS)
85	Sam Iheke	WR	6-2	214	R-Jr.	Dallas, Texas (Lake Highlands HS)
86	Karsten Mathis	WR	6-4	195	Fr.	Wynnewood, Okla. (Wynnewood HS)
87	Myles Tease*	WR	5-9	171	R-Sr.	Tulsa, Okla. (Univ. of Central Oklahoma)
88	Jordan Kelley	DT	6-3	297	Fr.	Tulsa, Okla. (Union HS)
88	Chase Nevel	WR	6-0	184	Sr.	Catoosa, Okla. (Northeastern Oklahoma A&M)
89	Jaylon Robinson	WR	5-9	163	Fr.	Fort Worth, Texas (All Saints Episcopal HS)
90	Neville Gallimore**	DL	6-2	330	R-Jr.	St. Catharines, Ontario (Canada Prep Football Acad.)
91	Dillon Faamatau*	DT	6-3	319	R-Jr.	Norwalk, Calif. (Cerritos College)
92	Michael Thompson	DT	6-5	336	Fr.	St. Louis, Mo. (Parkway North HS)
93	Tyreece Lott*	DE	6-2	301	So.	Ardmore, Okla. (Ardmore HS)
94	Troy James	DT	6-1	304	R-Fr.	Baton Rouge, La. (Madison Prep Academy)
95	Isaiah Thomas	DE	6-5	254	R-Fr.	Tulsa, Okla. (Memorial HS)
96	Caden Blanchard	DT	6-1	267	Fr.	Fort Lauderdale, Fla. (St. Thomas Aquinas HS)
97	Marquise Overton**	DT	6-1	315	R-Jr.	Tulsa, Okla. (Jenks HS)
98	Zacchaues McKinney	DT	6-3	306	R-Fr.	Weatherford, Texas (Weatherford HS)
99	Ron Tatum	DL	6-5	270	Fr.	Oklahoma City, Okla. (Putnam City HS)

PRONUNCIATION GUIDE

Brian Asamoah	ah-sah-MO-ah	Logan Roberson	ROB-er-sun
Nick Basquine	BASS-kwin	Dru Samia	sah-MEE-uh
Nik Bonitto	bo-NEE-toe	Austin Seibert	SIGH-bert
Gabe Brkic	BUR-kitch	Marcelias Sutton	mar-SELL-ee-us
Grant Calcaterra	cal-cuh-TAIR-uh	David Swaby	SWAY-bee
Jaquayn Crawford	juh-KWAY-lin	Chanse Sylvie	Chance SIL-vee
K'Jakyre Daley	juh-CAR-ee	Myles Tease	Teez
Dillon Faamatau	fahm-ah-TAH-oo	Delarrin Turner-Yell	duh-LAIR-ee-un
Kahlil Haughton	kuh-LEEL HAWT-in		
Marquis Hayes	mar-KEESE		
Sam Iheke	i-HEE-kee		
Mykel Jones	MY-kell		
Deuce Nisbet	NIZ-bit		
Marquise Overton	mar-KWEZ		

* Indicates number of letters earned at Oklahoma
Information as of Dec. 10, 2018

No.	Player	Pos.	Ht.	Wt.	Yr.	Hometown (Previous School)
68	Jonathan Alvarez**	OL	6-3	312	R-Sr.	Mesquite, Texas (Horn HS)
39	Michael Anderson	RB	5-8	170	Fr.	Keller, Texas (Keller HS)
24	Brian Asamoah	LB	6-1	219	Fr.	Columbus, Ohio (Saint Francis De Sales HS)
12	Starrland Baldwin	CB	5-11	161	Fr.	Houston, Texas (Cypress Falls HS)
20	Robert Barnes*	S	6-2	207	So.	Southlake, Texas (Carroll Senior HS)
83	Nick Basquine*	WR	5-11	195	R-Sr.	Norman, Okla. (Norman North HS)
76	Dalton Bishop	OL	6-5	289	So.	Oklahoma City, Okla. (Lews & Clark College)
96	Caden Blanchard	DT	6-1	267	Fr.	Fort Lauderdale, Fla. (St. Thomas Aquinas HS)
72	Amani Bledsoe*	DE	6-5	287	Jr.	Lawrence, Kan. (Lawrence HS)
18	Curtis Bolton*	LB	6-0	218	R-Sr.	Murrieta, Calif. (Vista Murrieta HS)
35	Nik Bonitto	LB	6-3	225	Fr.	Fort Lauderdale, Fla. (St. Thomas Aquinas HS)
47	Gabe Brkic	K/P	6-2	189	Fr.	Chardon, Ohio (Notre Dame-Cathedral Latin HS)
25	Justin Broiles	DB	5-10	181	R-Fr.	Oklahoma City, Okla. (John Marshall HS)
26	Kennedy Brooks	RB	5-11	205	R-Fr.	Mansfield, Texas (Mansfield HS)
5	Marquise Brown*	WR	5-10	168	Jr.	Hollywood, Fla. (College of the Canyons)
6	Tre Brown*	CB	5-10	182	So.	Tulsa, Okla. (Union HS)
80	Grant Calcaterra*	TE	6-4	221	So.	Rancho Santa Margarita, Calif. (Santa Margarita Catholic HS)
29	Joe Castiglione, Jr.	FB	5-11	184	R-Jr.	Norman, Okla. (Mount St. Mary HS)
46	Robert Charlton	DB	5-10	181	R-Jr.	Edmond, Okla. (Memorial HS)
14	Reece Clark	QB	6-3	211	R-Jr.	Cypress, Texas (Cypress Woods HS)
17	Jaquayn Crawford	WR	5-10	176	Fr.	Rockdale, Texas (Rockdale HS)
41	K'Jakyre Daley	DE/LB	6-2	254	R-Fr.	Riviera Beach, Fla. (Suncoast HS)
63	Alex Dalton**	OL	6-3	288	R-Sr.	Troy, Ohio (Troy HS)
30	Levi Draper	LB	6-1	226	R-Fr.	Collinsville, Okla. (Collinsville HS)
59	Adrian Ealy	OL	6-6	328	R-Fr.	Gonzales, La. (East Ascension HS)
16	Miguel Edwards	DB	5-11	173	Fr.	Deerfield Beach, Fla. (Deerfield Beach HS)
57	Zach Edwards	LS	5-10	185	Fr.	Azle, Texas (Azle HS)
39	Jake Enzbrenner	DB	6-0	190	Fr.	Owasso, Okla. (Owasso HS)
71	Bobby Evans**	OL	6-5	301	R-Jr.	Allen, Texas (Allen HS)
91	Dillon Faamatau*	DT	6-3	319	R-Jr.	Norwalk, Calif. (Cerritos College)
10	Patrick Fields	S	5-11	193	Fr.	Tulsa, Okla. (Union HS)
74	Cody Ford**	OL	6-4	338	R-Jr.	Pineville, La. (Pineville HS)
90	Neville Gallimore**	DL	6-2	330	R-Jr.	St. Catharines, Ontario (Canada Prep Football Acad.)
27	Jeremiah Hall	FB	6-2	252	R-Fr.	Charlotte, N.C. (Zebulon B. Vance HS)
36	Isaiah Harris	RB	5-9	199	Fr.	Tulsa, Okla. (McLain HS)
8	Kahlil Haughton***	S	6-1	197	Sr.	Waco, Texas (Midway HS)
54	Marquis Hayes	OL	6-5	351	R-Fr.	Maryland Heights, Mo. (Pattonville HS)
56	Creed Humphrey	OL	6-5	325	R-Fr.	Shawnee, Okla. (Shawnee HS)
85	Sam Iheke	WR	6-2	214	R-Jr.	Dallas, Texas (Lake Highlands HS)
42	Mark Jackson, Jr.**	DE/LB	6-1	239	Jr.	Cibolo, Texas (Byron P. Steele HS)
94	Troy James	DT	6-1	304	R-Fr.	Baton Rouge, La. (Madison Prep Academy)
48	Stephen Johnson	K	6-1	185	So.	Arlington, Texas (Blinn College)
3	Mykel Jones**	WR	5-11	188	Jr.	Patterson, La. (Patterson HS)
33	Ryan Jones	LB	6-2	236	R-Fr.	Charlotte, N.C. (Mallard Creek HS)
37	Spencer Jones	WR	6-1	193	Jr.	Nashville, Tenn. (Liberty University)
51	Kasey Kelleher	LS	5-10	224	R-Fr.	Peninsula, Ohio (Woodridge HS)
88	Jordan Kelley	DT	6-3	297	Fr.	Tulsa, Okla. (Union HS)
19	Caleb Kelly**	LB	6-3	231	Jr.	Fresno, Calif. (Clovis West HS)
10	Austin Kendall*	QB	6-2	219	R-So.	Waxhaw, N.C. (Cuthbertson HS)
23	Zach Kerstetter	WR	5-8	170	R-Fr.	Edmond, Okla. (Univ. of Central Oklahoma)
2	CeeDee Lamb*	WR	6-2	189	So.	Richmond, Texas (Foster HS)
93	Tyreece Lott*	DE	6-2	301	So.	Ardmore, Okla. (Ardmore HS)
82	Andrew Magee	WR	6-3	197	Fr.	Allen, Texas (Allen HS)
55	Kenneth Mann**	DE	6-3	264	R-Jr.	Burleson, Texas (Burleson HS)
86	Karsten Mathis	WR	6-4	195	Fr.	Wynnewood, Okla. (Wynnewood HS)
50	Arthur McGinnis	DT	6-1	265	R-Jr.	New Orleans, La. (Warren Easton HS)
3	Connor McGinnis**	QB	6-4	189	R-Jr.	Oklahoma City, Okla. (Heritage Hall HS)
61	Ian McIver	OL	6-3	324	R-Fr.	Keller, Texas (Central HS)
29	Prentice McKinney*	S	6-1	181	Sr.	Dallas, Texas (South Oak Cliff HS)
98	Zacchaeus McKinney	DT	6-3	306	R-Fr.	Weatherford, Texas (Weatherford HS)
38	Bryan Mead*	LB	6-2	230	R-So.	Owasso, Okla. (Rejoice Christian HS)
45	Carson Meier***	FB	6-5	254	R-Sr.	Tulsa, Okla. (Union HS)
12	A.D. Miller**	WR	6-3	193	R-Jr.	Dallas, Texas (Bishop Dunne HS)
73	Quinn Mittermeier**	OL	6-5	294	R-Sr.	Topeka, Kan. (Butler CC)
15	Tanner Mordecai	QB	6-2	206	Fr.	Waco, Texas (Midway HS)
84	Lee Morris**	WR	6-2	212	R-Jr.	Allen, Texas (Allen HS)
11	Parnell Motley**	CB	6-0	177	Jr.	Washington, D.C. (HD Woodson HS)
46	Reeves Mundschau	P	5-11	179	R-Fr.	New Braunfels, Texas (Canyon HS)
26	Caleb Murphy	DB	5-11	207	Fr.	Colleyville, Texas (Colleyville Heritage HS)
9	Kenneth Murray*	LB	6-2	238	So.	Missouri City, Texas (Elkins HS)

No.	Player	Pos.	Ht.	Wt.	Yr.	Hometown (Previous School)
1	Kyler Murray*	QB	5-10	195	R-Jr.	Allen, Texas (Texas A&M University)
88	Chase Nevel	WR	6-0	184	Sr.	Catoosa, Okla. (Northeastern Oklahoma A&M)
48	Deuce Nisbet	LB	6-1	214	Fr.	Colleyville, Texas (Colleyville Heritage HS)
13	Tre Norwood*	CB	6-0	179	So.	Fort Smith, Ark. (Northside HS)
97	Marquise Overton**	DT	6-1	315	R-Jr.	Tulsa, Okla. (Jenks HS)
1	Jordan Parker*	CB	5-11	182	R-So.	Pittsburg, Calif. (Pittsburg HS)
7	Ronnie Perkins	DE	6-3	254	Fr.	St. Louis, Mo. (Lutheran North HS)
22	T.J. Pledger	RB	5-9	200	Fr.	Pacoima, Calif. (IMG Academy)
72	Ben Powers**	OL	6-4	313	Sr.	Wichita, Kan. (Butler CC)
44	Brendan Radley-Hiles	DB	5-9	186	Fr.	Inglewood, Calif. (IMG Academy)
14	Charleston Rambo	WR	6-1	175	R-Fr.	Cedar Hill, Texas (Cedar Hill HS)
31	Jalen Redmond	DE/LB	6-3	265	Fr.	Midwest City, Okla. (Midwest City HS)
66	Logan Roberson	OL	6-4	373	R-So.	Harrah, Okla. (Harrah HS)
89	Jaylon Robinson	WR	5-9	163	Fr.	Fort Worth, Texas (All Saints Episcopal HS)
52	Tyrese Robinson	OL	6-3	332	R-Fr.	McKinney, Texas (Boyd HS)
49	Dane Saltarelli	TE	6-3	231	Fr.	Belleair Bluffs, Fla. (IMG Academy)
75	Dru Samia***	OL	6-5	303	Sr.	Sacramento, Calif. (River City HS)
9	Tanner Schafer	QB	6-3	193	R-So.	Canadian, Texas (Canadian HS)
36	Josh Schenck	LB	5-11	209	R-So.	Knightdale, N.C. (Knightdale HS)
43	Austin Seibert***	K/P	5-9	214	Sr.	Belleville, Ill. (Belleville West HS)
4	Trey Sermon*	RB	6-0	224	So.	Marietta, Ga. (Sprayberry HS)
79	Darrell Simpson	OL	6-7	330	Fr.	Justin, Texas (Northwest HS)
38	Devin Staton	WR	6-2	195	Fr.	Katy, Texas (Cinco Ranch HS)
25	Drake Stoops	WR	5-9	169	Fr.	Norman, Okla. (Norman North HS)
30	Calum Sutherland	K	5-9	191	R-Fr.	Keller, Texas (Central HS)
21	Marcelias Sutton*	RB	5-9	192	Sr.	La Grange, N.C. (Lackawanna College)
62	David Swaby	OL	6-9	320	So.	Nassau, Bahamas (Navarro College)
77	Erik Swenson	OL	6-5	315	R-So.	Downers Grove, Ill. (Downers Grove South HS)
28	Chanse Sylvie**	S	6-0	193	Jr.	Shreveport, La. (Calvary Academy)
99	Ron Tatum	DL	6-5	270	Fr.	Oklahoma City, Okla. (Putnam City HS)
87	Myles Tease*	WR	5-9	171	R-Sr.	Tulsa, Okla. (Univ. of Central Oklahoma)
40	Jon-Michael Terry*	LB	6-3	238	R-So.	Tulsa, Okla. (Victory Christian School)
95	Isaiah Thomas	DE	6-5	254	R-Fr.	Tulsa, Okla. (Memorial HS)
92	Michael Thompson	DT	6-5	336	Fr.	St. Louis, Mo. (Parkway North HS)
41	Coby Tillman	FB	5-11	233	Fr.	Bixby, Okla. (Bixby HS)
28	Reggie Turner	WR	5-8	155	R-Sr.	Pasadena, Texas (Blinn College)
32	Delarrin Turner-Yell	S	5-10	175	Fr.	Hempstead, Texas (Hempstead HS)
70	Brey Walker	OL	6-6	338	Fr.	Moore, Okla. (Westmoore HS)
23	DaShaun White	LB	6-0	221	Fr.	North Richland Hills, Texas (Richland HS)
81	Brayden Willis	TE	6-3	221	Fr.	Arlington, Texas (James Martin HS)
53	Jax Wilson	LS	6-4	231	Fr.	Fort Worth, Texas (All Saints' Episcopal School)
69	Clayton Woods	OL	6-2	287	R-Jr.	Highland Park, Texas (Blinn College)

COACHING STAFF	
Lincoln Riley	Head Coach/Quarterbacks
Ruffin McNeill	Assistant Head Coach/Defensive Coordinator
Shane Beamer	Assistant Head Coach for Offense/Tight Ends and H-Backs
Cale Gundy	Co-Offensive Coordinator/Recruiting Coordinator/Inside Receivers
Bill Bedenbaugh	Co-Offensive Coordinator/Offensive Line
Kerry Cooks	Assistant Defensive Coordinator/Defensive Backs
Jay Boulware	Special Teams Coordinator/Running Backs
Bob Diaco	Outside Linebackers
Tim Kish	Inside Linebackers
Dennis Simmons	Outside Receivers
Calvin Thibodeaux	Defensive Line

* Indicates number of letters earned at Oklahoma
Information as of Dec. 10, 2018

CAREER STATS

#24 RB RODNEY ANDERSON

YEAR	GP-GS	RUSH	AVG	TD	LG	REC	AVG	TD	LG
2015	2-0	1-5	5.0	0	5	0-0	—	0	—
2016		MISSED 2016 SEASON DUE TO INJURY							
2017	14-7	188-1,161	6.2	13	58	17-281	16.5	5	46
2018	2-2	11-119	11.6	3	65	0-0	—	0	—
Career	18-9	200-1,285	6.4	16	65	17-281	16.5	5	46

#20 S ROBERT BARNES

YEAR	GP-GS	UT	AT	TOTAL	TFL	SACKS	INT	FF	FR	PBU
2017	10-1	7	3	10	0	0	1-0	0	0	0
2018	10-7	29	22	51	0.5-2	0	1-32	1	0	2
Career	20-8	36	25	61	0.5-2	0	2-32	1	0	2

#83 WR NICK BASQUINE

YEAR	GP-GS	REC	YDS	AVG	TD	LONG
2014				REDSHIRTED		
2015	0-0	0	0	0	0	0
2016	13-2	20	265	13.2	2	62
2017		MISSED 2017 SEASON DUE TO INJURY				
2018	13-0	6	99	16.5	0	24
Career	26-2	26	364	14.0	2	62

#72 DE AMANI BLEDSOE

YEAR	GP-GS	UT	AT	TOTAL	TFL	SACKS	INT	FF	FR	PBU
2016	6-0	0	3	3	0.5-1	0	0	0	0	1
2017	10-8	11	8	19	3.0-12	2.0-10	0	0	0	0
2018	13-13	18	14	32	4.0-25	2.0-12	0	0	0	7
Career	29-21	29	25	54	7.5-38	4.0-22	0	0	0	8

#18 LB CURTIS BOLTON

YEAR	GP-GS	UT	AT	TOTAL	TFL	SACKS	INT	FF	FR	PBU
2015	4-0	0	0	0	0	0	0	0	0	0
2016	12-0	9	2	11	1.0-1	0	0	0	0	0
2017	4-0	3	2	5	0	0	0	0	0	0
2018	13-13	54	76	130	11.5-48	4.0-29	0	0	2-48	2
Career	33-13	66	80	146	12.5-49	4.0-29	0	0	2-48	2

#25 S JUSTIN BROILES

YEAR	GP-GS	UT	AT	TOTAL	TFL	SACKS	INT	FF	FR	PBU
2017					REDSHIRTED					
2018	11-5	14	10	24	1.5-3	0	0	0	0	2
Career	11-5	14	10	24	1.5-3	0	0	0	0	2

#26 RB KENNEDY BROOKS

YEAR	GP-GS	RUSH	AVG	TD	LG	REC	AVG	TD	LG
2017					REDSHIRTED				
2018	11-0	113-1021	9.0	12	86	7-36	5.1	0	10
Career	11-0	113-1021	9.0	12	86	7-36	5.1	0	10

#5 WR MARQUISE BROWN

YEAR	GP-GS	REC	YDS	AVG	TD	LONG
2017	13-8	57	1,095	19.2	7	87
2018	13-12	75	1,318	17.6	10	77
Career	26-20	132	2,413	18.3	17	87

#6 CB TRE BROWN

YEAR	GP-GS	UT	AT	TOTAL	TFL	SACKS	INT	FF	FR	PBU
2017	14-1	10	2	12	0.5-2	0	0	0	0	2
2018	12-7	43	9	52	6.0-23	2.0-12	0	0	0	12
Career	26-8	53	11	64	6.5-25	2.0-12	0	0	0	14

#80 TE GRANT CALCATERRA

YEAR	GP-GS	REC	YDS	AVG	TD	LONG
2017	14-0	10	162	16.2	3	21
2018	13-10	25	378	15.1	6	35
Career	27-10	35	540	15.4	9	35

#16 CB MIGUEL EDWARDS

YEAR	GP-GS	UT	AT	TOTAL	TFL	SACKS	INT	FF	FR	PBU
2018	3-0	4	1	5	0	0	0	0	0	0
Career	3-0	4	1	5	0.0-0	0	0	0	0-0	0

#91 DT DILLON FAAMATAU

YEAR	GP-GS	UT	AT	TOTAL	TFL	SACKS	INT	FF	FR	PBU
2017	14-0	6	4	10	2.0-2	0	0	0	0	0
2018	13-2	3	12	15	0.0-0	0	0	0	0	1
Career	27-2	9	16	25	2.0-2	0	0	0	0	1

#90 DL NEVILLE GALLIMORE

YEAR	GP-GS	UT	AT	TOTAL	TFL	SACKS	INT	FF	FR	PBU
2016	13-6	21	19	40	4.0-11	1.0-7	0	1	0	0
2017	12-5	13	15	28	1.0-4	0.5-4	0	0	0	1
2018	12-12	14	32	46	5.0-31	3.0-27	0	2	0	0
Career	37-23	48	66	114	10.0-46	4.5-38	0	3	0	1

#27 FB JEREMIAH HALL

YEAR	GP-GS	RUSH	AVG	TD	LG	REC	AVG	TD	LG
2018	13-1	4-21	5.2	0	8	2-36	18.0	0	34
Career	13-1	4-21	5.2	0	8	2-36	18.0	0	34

#8 S KAHLIL HAUGHTON

YEAR	GP-GS	UT	AT	TOTAL	TFL	SACKS	INT	FF	FR	PBU
2015	12-0	4	4	8	0.5-4	0.5-4	0	0	0	0
2016	13-1	11	4	15	0	0	0	0	0	0
2017	10-4	20	9	29	0	0	0	0	0	1
2018	9-7	24	26	50	1.5-4	0	0	1	0	1
Career	43-12	59	43	102	2.0-8	0.5-4	0	1	0	1

#42 DE/LB MARK JACKSON, JR.

YEAR	GP-GS	UT	AT	TOTAL	TFL	SACKS	INT	FF	FR	PBU
2016	5-0	0	2	2	0	0	0	0	0	0
2017	13-0	2	5	7	1.0-5	1.0-5	0	1	0	0
2018	10-7	22	21	43	7.0-28	3.0-17	0	0	0	1
Career	28-7	24	28	52	8.0-33	4.0-22	0	1	0	1

#3 WR MYKEL JONES

YEAR	GP-GS	REC	YDS	AVG	TD	LONG	KR	TD	LG
2016	12-0	13	106	8.2	0	43	2-21	0	12
2017	14-1	16	310	19.4	1	55	0-0	0	—
2018	3-0	2	37	18.5	0	33	0-0	0	—
Career	29-1	31	453	15.3	1	55	2-21	0	12

#33 LB RYAN JONES

YEAR	GP-GS	UT	AT	TOTAL	TFL	SACKS	INT	FF	FR	PBU
2017					REDSHIRTED					
2018	11-3	13	7	20	2.5-9	0	0	0	0	0
Career	11-3	13	7	20	2.5-9	0-0	0	0	0-0	0

#19 LB CALEB KELLY

YEAR	GP-GS	UT	AT	TOTAL	TFL	SACKS	INT	FF	FR	PBU
2016	11-6	22	14	36	3.0-8	1.0-6	0	0	0	1
2017	14-13	36	20	56	3.5-14	1.0-5	1-0	2	2-18	1
2018	11-4	27	27	54	3.5-24	3.0-23	0	2	1-10	1
Career	36-23	85	61	146	10.0-46	5.0-34	1-0	4	3-28	3

#10 QB AUSTIN KENDALL

YEAR	GP-GS	C-A	PCT	YDS	AVG/G	TD	INT	LG	RUSH	YDS	AVG	TD	LG
2016	2-0	16-22	72.7	143	71.5	2	0	18	6	8	1.3	0	17
2017					REDSHIRTED								
2018	5-1	12-17	70.6	122	24.4	1	0	27	7	21	3.0	0	12
Career	7-1	28-39	71.8	265	37.9	3	0	27	13	29	2.2	0	17

#2 WR CEEDEE LAMB

YEAR	GP-GS	REC	YDS	AVG	TD	LONG	PR-YDS	AVG	TD	LONG
2017	14-13	46	807	17.5	7	82	13-78	6.0	0	21
2018	13-12	57	1,049	18.4	10	86	16-213	13.3	0	66
Career	27-25	103	1,856	18.0	17	86	29-291	10.0	0	66

#93 DE TYREECE LOTT

YEAR	GP-GS	UT	AT	TOTAL	TFL	SACKS	INT	FF	FR	PBU
2017	5-0	2	3	5	0-0	0-0	0	0	0	0
2018	9-0	3	6	9	1.0-1	0-0	0	0	0	0
Career	14-0	5	9	14	1.0-1	0-0	0	0	0	0

#55 DE KENNETH MANN

YEAR	GP-GS	UT	AT	TOTAL	TFL	SACKS	INT	FF	FR	PBU
2016	8-0	2	0	2	0	0	0	0	0	0
2017	13-0	14	14	28	6.0-41	5.0-38	0	2	0	0
2018	12-12	19	28	47	5.5-16	1.0-6	1-6	1	0	1
Career	33-12	35	42	77	11.5-57	6.0-44	1-6	3	0	1

#38 LB BRYAN MEAD

YEAR	GP-GS	UT	AT	TOTAL	TFL	SACKS	INT	FF	FR	PBU
2016					REDSHIRTED					
2017	13-0	3	4	7	0	0	0	0	0	0
2018	13-0	3	3	6	0	0	0	0	0	0
Career	26-0	6	7	13	0	0	0	0	0	0

#45 FB CARSON MEIER

YEAR	GP-GS	RUSH	AVG	TD	LG	REC	AVG	TD	LG
2014				REDSHIRTED					
2015	13-0	0	0.0	0	—	0	0.0	0	—
2016	13-0	0	0.0	0	—	0	0.0	0	—
2017	14-0	0	0.0	0	—	0	0.0	0	—
2018	13-11	0	0.0	0	—	16-276	17.2	4	32
Career	53-11	0	0.0	0	—	16-276	17.2	4	32

#12 WR A.D. MILLER

YEAR	GP-GS	REC	YDS	AVG	TD	LONG
2015	6-1	2	16	8.0	0	12
2016	12-5	12	145	12.1	2	36
2017				REDSHIRTED		
2018	9-4	7	75	10.7	2	17
Career	27-10	21	236	11.2	4	36

#15 QB TANNER MORDECAI

YEAR	GP-GS	C-A	PCT	YDS	AVG/G	TD	INT	LG	RUSH	YDS	AVG	TD	LG
2018	2-0	2-4	50.0	37	18.5	0	0	33	0	0	0.0	0	0
Career	2-0	2-4	50.0	37	18.5	0	0	33	0	0	0.0	0	0

#84 WR LEE MORRIS

YEAR	GP-GS	REC	YDS	AVG	TD	LONG
2015				REDSHIRTED		
2016	12-0	0	0	—	0	—
2017	14-0	2	61	30.5	2	43
2018	13-0	21	457	21.8	8	65
Career	39-0	23	518	22.5	10	65

#11 CB PARNELL MOTLEY

YEAR	GP-GS	UT	AT	TOTAL	TFL	SACKS	INT	FF	FR	PBU
2016	11-0	8	1	9	0	0	0	0	0	0
2017	14-13	49	14	63	4.5-15	0	2-77	1	1-0	9
2018	13-7	40	19	59	1.5-2	0	3-17	0	0	10
Career	37-20	97	34	131	6.0-17	0	5-94	1	1-0	19

#9 LB KENNETH MURRAY

YEAR	GP-GS	UT	AT	TOTAL	TFL	SACKS	INT	FF	FR	PBU
2017	14-14	42	36	78	7.5-23	1.0-11	0	1	1-0	0
2018	13-13	64	76	140	12.0-44	4.0-25	0	0	1-0	2
Career	27-27	106	112	218	19.5-67	5.0-36	0	1	2-0	2

#1 QB KYLER MURRAY

YEAR	GP-GS	C-A	PCT	YDS	AVG/G	TD	INT	LG	RUSH	YDS	AVG	TD	LG
2015*	8-3	72-121	59.5	686	76.2	5	7	26	53	335	6.3	1	34
2016				SAT OUT AFTER TRANSFERRING									
2017	7-1	18-21	85.7	359	59.8	3	0	87	14	142	10.9	0	66
2018	13-12	241-340	70.9	4,053	311.8	40	7	86	123	892	7.3	11	75
At OU	20-13	259-361	71.7	4,412	220.6	43	7	87	137	1,034	7.5	11	75
Career	28-16	331-482	68.7	5,098	182.1	48	14	87	190	1,369	7.4	12	75

* at Texas A&M

#13 CB TRE NORWOOD

YEAR	GP-GS	UT	AT	TOTAL	TFL	SACKS	INT	FF	FR	PBU
2017	14-5	24	6	30	0	0	0	0	0	8
2018	13-13	37	16	53	2.0-5	1.0-5	1-5	0	0	5
Career	27-18	61	22	83	2.0-5	1.0-5	1-5	0	0	13

#97 DT MARQUISE OVERTON

YEAR	GP-GS	UT	AT	TOTAL	TFL	SACKS	INT	FF	FR	PBU
2015	8-0	4	1	5	1.0-4	1.0-4	0	0	0	0
2016	2-0	1	1	2	0	0	0	0	0	0
2017	14-9	20	23	43	3.0-2	0	0	0	1-0	0
2018	10-0	4	6	10	0	0	0	0	0	0
Career	34-9	29	31	60	4.0-6	1.0-4	0	0	1-0	0

#1 S JORDAN PARKER

YEAR	GP-GS	UT	AT	TOTAL	TFL	SACKS	INT	FF	FR	PBU
2016	10-8	31	5	36	1.0-1	0	0	1	1-0	3
2017	1-0	0	0	0	0	0	0	0	0	0
2018	8-1	4	4	8	0	0	0	0	1-0	2
Career	19-9	35	9	44	1.0-1	0	0	1	2-0	5

#7 DE RONNIE PERKINS

YEAR	GP-GS	UT	AT	TOTAL	TFL	SACKS	INT	FF	FR	PBU
2018	13-6	16	19	35	8.0-34	5.0-25	0	0	0	1
Career	13-6	16	19	35	8.0-34	5.0-25	0	0	0-0	1

#22 RB T.J. PLEDGER

YEAR	GP-GS	RUSH	AVG	TD	LG	REC	AVG	TD	LG
2018	9-0	30-179	6.0	0	21	1-12	12.0	0	12
Career	9-0	30-179	6.0	0	21	1-12	12.0	0	12

#44 DB BRENDAN RADLEY-HILES

YEAR	GP-GS	UT	AT	TOTAL	TFL	SACKS	INT	FF	FR	PBU
2018	12-11	21	18	39	1.0-3	0	0	0	0	5
Career	12-11	21	18	39	1.0-3	0-0	0	0	0-0	5

#31 DE/LB JALEN REDMOND

YEAR	GP-GS	UT	AT	TOTAL	TFL	SACKS	INT	FF	FR	PBU
2018	3-0	4	2	6	2.5-9	0	0	0	0-0	0
Career	3-0	4	2	6	2.5-9	0	0	0	0-0	0

#89 WR JAYLON ROBINSON

YEAR	GP-GS	REC	YDS	AVG	TD	LONG
2018	4-0	3	28	9.3	0	11
Career	4-0	3	28	9.3	0	11

#9 QB TANNER SCHAFFER

YEAR	GP-GS	C-A	PCT	YDS	AVG/G	TD	INT	LG	RUSH	YDS	AVG	TD	LG
2016								REDSHIRTED					
2017	1-0	3-5	60.0	18	18.0	0	0	7	0	0	0.0	0	0
2018	1-0	0-0	0.0	0	0.0	0	0	0	0	0	0.0	0	0
Career	2-0	3-5	60.0	18	9.0	0	0	7	0	0	0.0	0	0

#43 K/P AUSTIN SEIBERT

YEAR	GP-GS	FGM-FGA	PCT	BLK	LONG	PAT	PCT
2015	13-0	18-23	78.3	0	46	70-72	97.2
2016	13-0	11-16	68.8	0	39	72-74	97.3
2017	14-0	17-21	81.0	1	51	81-81	100.0
2018	13-0	15-17	88.2	0	42	83-84	98.8
Career	53-0	61-77	79.2	1	51	306-311	98.4

YEAR	PUNTS	YARDS	AVG	LONG	TB	FC	I20	50+
2015	57	2,395	42.0	58	2	30	23	11
2016	48	1,975	41.1	53	1	29	22	6
2017	43	1,820	42.3	57	3	15	11	11
2018	29	1,192	41.1	54	2	10	9	4
Career	177	7,382	41.7	58	8	84	65	32

#4 RB TREY SERMON

YEAR	GP-GS	RUSH	AVG	TD	LG	REC	AVG	TD	LG
2017	14-3	121-744	6.1	5	60	16-139	8.7	2	24
2018	13-11	155-928	6.0	12	60	12-181	15.1	0	51
Career	27-14	276-1,672	6.1	17	60	28-320	11.4	2	51

#25 WR DRAKE STOOPS

YEAR	GP-GS	REC	YDS	AVG	TD	LONG
2018	2-0	2	16	8.0	0	8
Career	2-0	2	16	8.0	0	8

#21 RB MARCELIAS SUTTON

YEAR	GP-GS	RUSH	AVG	TD	LG	REC	AVG	TD	LG	KR	AVG	TD	LG
2017	13-0	22-130	5.9	2	21	3-32	10.7	0	21	19-400	21.1	0	40
2018	6-0	29-152	5.2	2	22	2-14	7.0	0	11	1-14	14.0	0	14
Career	19-0	51-282	5.5	4	22	5-46	9.2	0	21	20-414	20.7	0	40

#87 WR MYLES TEASE

YEAR	GP-GS	REC	YDS	AVG	TD	LONG
2017	13-0	2	51	25.5	1	46
2018	13-2	10	104	10.4	1	20
Career	26-2	12	155	12.9	2	46

#40 LB JON-MICHAEL TERRY

YEAR	GP-GS	UT	AT	TOTAL	TFL	SACKS	INT	FF	FR	PBU
2016					REDSHIRTED					
2017	13-0	2	6	8	0	0	0	0	1-0	0
2018	13-0	1	4	5	0.5-0	0	0	0	0-0	0
Career	26-0	3	10	13	0.5-0	0	0	0	1-0	0

#32 S DELARRIN TURNER-YELL

YEAR	GP-GS	UT	AT	TOTAL	TFL	SACKS	INT	FF	FR	PBU
2018	6-0	7	5	12	0-0	0	0	0	0-0	1
Career	6-0	7	5	12	0-0	0	0	0	0-0	1

#23 LB DASHAUN WHITE

YEAR	GP-GS	UT	AT	TOTAL	TFL	SACKS	INT	FF	FR	PBU
2018	13-0	5	8	13	0-0	0	0	0	0	0
Career	13-0	5	8	13	0-0	0-0	0	0	0-0	0

THE LAST TIME...

INDIVIDUAL

Rushed 30 times
OU: 37, Samaje Perine vs. Oklahoma State (12/3/16)
Opp.: 30, Justice Hill, Oklahoma State (11/4/17)

Rushed 40 times
OU: 55, Steve Owens at Oklahoma State (11/29/69)
Opp.: 40, Ricky Williams, Texas (10/11/97)

Rushed 50 times
OU: 55, Steve Owens at Oklahoma State (11/29/69)
Opp.: Has not happened since at least 1996

Rushed for 100 yards
OU: 182, Kennedy Brooks and 114, Kyler Murray at West Virginia (11/23/18)
Opp.: 252, Pooka Williams, Kansas (11/17/18)

Quarterback rushed for 100 yards
OU: 114, Kyler Murray at West Virginia (11/23/18)
Opp.: 102, Kevin Hopkins, Army (9/22/18)

Rushed for 200 yards
OU: 206, Trey Sermon at Texas Tech (11/3/18)
Opp.: 252, Pooka Williams, Kansas (11/17/18)

Rushed for 300 yards
OU: 427, Samaje Perine vs. Kansas (11/22/14)
Opp.: 331, Justin Crawford, West Virginia (11/19/16)

Rushed for 400 yards
OU: 427, Samaje Perine vs. Kansas (11/22/14)
Opp.: Never

Two 100-yard rushers
OU: 182, Kennedy Brooks and 114, Kyler Murray at West Virginia (11/23/18)
Opp.: 142, Alex Delton and 108, Alex Barnes, Kansas State (10/21/17)

Three 100-yard rushers
OU: 146, Trevor Knight, 144, Alex Ross & 110 Samaje Perine at Iowa St. (11/1/14)
Opp.: Never

Had a 70-yard run from scrimmage
OU: 75, Kyler Murray vs. Kansas (11/17/18)
Opp.: 75, Sony Michel, Georgia (1/1/18)

Had an 80-yard run from scrimmage
OU: 86, Kennedy Brooks vs. Kansas State (10/27/18)
Opp.: 81, D'Onta Freeman, Texas (10/10/15)

Had a 90-yard run from scrimmage
OU: 99, Abdul Adams at Baylor (9/23/17)
Opp.: 99, Eric Vann, Kansas (10/4/97)

Rushed for three touchdowns
OU: 3, Kyler Murray vs. Kansas (11/17/18)
Opp.: 3, Chuba Hubbard, Oklahoma State (11/10/18)

Rushed for four touchdowns
OU: 4, Rodney Anderson vs. West Virginia (11/25/17)
Opp.: 4, Joseph Randle, Oklahoma State (11/24/12)

Rushed for five touchdowns
OU: 5, Samaje Perine vs. Kansas (11/22/14)
Opp.: Never

Rushed for six touchdowns
OU: 6, Quentin Griffin vs. Texas (10/7/00)
Opp.: Never

Passed for 300 yards
OU: 379, Kyler Murray vs. Texas (12/1/18)
Opp.: 349, Sam Ehlinger, Texas (12/1/18)

Passed for 400 yards
OU: 441, Kyler Murray vs. Baylor (9/29/18)
Opp.: 539, Will Grier, West Virginia (11/23/18)

Passed for 500 yards
OU: 598, Baker Mayfield at Oklahoma State (11/4/17)
Opp.: 539, Will Grier, West Virginia (11/23/18)

Attempted 40 passes
OU: 41, Baker Mayfield at Kansas State (10/21/17)
Opp.: 49, Will Grier, West Virginia (11/23/18)

Attempted 50 passes
OU: 71, Landry Jones vs. Oklahoma State (11/24/12)
Opp.: 53, Taylor Cornelius, Oklahoma State (11/10/18)

Attempted 60 passes
OU: 71, Landry Jones vs. Oklahoma State (11/24/12)
Opp.: 60, Charlie Brewer, Baylor (9/29/18)

Threw three touchdown passes
OU: 3, Kyler Murray vs. Texas (12/1/18)
Opp.: 4, Will Grier, West Virginia (11/23/18)

Threw four touchdown passes
OU: 4, Kyler Murray at TCU (10/20/18)
Opp.: 4, Will Grier, West Virginia (11/23/18)

Threw five touchdown passes
OU: 6, Kyler Murray vs. Baylor (9/29/18)
Opp.: 5, Mason Rudolph, Oklahoma State (11/4/17)

Threw six touchdown passes
OU: 6, Kyler Murray vs. Baylor (9/29/18)
Opp.: Under research

Non-quarterback touchdown pass
OU: 2 yards, CeeDee Lamb to Baker Mayfield vs. Georgia (1/1/18)
Opp.: 9 yards, Pooka Williams to Jeremiah Booker, Kansas (11/17/18)

Caught 10 passes
OU: 11, Marquise Brown at West Virginia (11/23/18)
Opp.: 11, Tyron Johnson and 10, Tylan Wallace, Oklahoma State (11/10/18)

Had 100 yards receiving
OU: 167, CeeDee Lamb vs. Texas (12/1/18)
Opp.: 177, Collin Johnson, Texas (12/1/18)

Two 100-yard receivers
OU: 132, Marquise Brown and 101, CeeDee Lamb vs. Baylor (9/29/18)
Opp.: 225, Gary Jennings and 131, David Sills V, West Virginia (11/23/18)

Had 150 yards receiving
OU: 167, CeeDee Lamb vs. Texas (12/1/18)
Opp.: 177, Collin Johnson, Texas (12/1/18)

Had 200 yards receiving
OU: 243, Marquise Brown at West Virginia (11/23/18)
Opp.: 225, Gary Jennings, West Virginia (11/23/18)

Had a 70-yard pass completion
OU: 82, Kyler Murray to CeeDee Lamb, vs. Kansas State (10/27/18)
Opp.: 75, Will Grier to Gary Jennings, West Virginia (11/23/18)

Had an 80-yard pass completion
OU: 82, Kyler Murray to CeeDee Lamb, vs. Kansas State (10/27/18)
Opp.: 90, Jake Waters to Tyler Lockett, Kansas State (11/23/13)

Had a 90-yard pass completion
OU: 90, Eric Moore to P.J. Mills vs. Iowa State (10/7/95)
Opp.: 90, Jake Waters to Tyler Lockett, Kansas State (11/23/13)

Caught two touchdown passes
OU: 2, Grant Calcaterra vs. Texas (12/1/18)
Opp.: 2, Gary Jennings and 2, David Sills V, West Virginia (11/23/18)

Caught three touchdown passes
OU: 3, Joe Mixon at Texas Tech (10/22/16)
Opp.: 3, Denzel Mims, Baylor (9/23/17)

Caught four touchdown passes
OU: 4, Kenny Stills at West Virginia (11/17/12)
Opp.: 4, Noah Brown, Ohio State (9/17/16)

100-yard rusher and 100-yard receiver
OU: 182 (rush) Kennedy Brooks and 114 (rush) Kyler Murray, 243 (rec.) Marquise Brown at West Virginia (11/23/18)
Opp.: 104 (rush), Chuba Hubbard, 220 (rec.), Tylan Wallace & 128 (rec.) Tyron Johnson, Oklahoma State (11/10/18)

100-yard rusher and 100-yard receiver (same player)
OU: 151 (rush) and 139 (rec.) Rodney Anderson vs. TCU (11/11/17)
Opp.: Has not happened since at least 1996

150-yard rusher and 150-yard receiver
OU: 182 (rush), Kennedy Brooks and 114 (rush) Kyler Murray, 243 (rec.), Marquise Brown at West Virginia (11/23/18)
Opp.: 161 (rush), Zack Langer, 189 (rec.), Keyarris Garrett, Tulsa (9/19/15)

200-yard rusher and 200-yard receiver
OU: 263 (rush), Joe Mixon, 202 (rec.), Dede Westbrook at Texas Tech (10/22/16)
Opp.: 344 (rush), Tavon Austin, 205 (rec.), Stedman Bailey, West Virginia (11/17/12)

Returned a punt for a touchdown
OU: 71, Dede Westbrook vs. Kansas (10/29/16)
Opp.: 92, Tyreek Hill, Oklahoma State (12/6/14)

Returned a kickoff for a touchdown
OU: 97, Joe Mixon vs. Ohio State (9/17/16)
Opp.: 99, Kavontae Turpin, TCU (10/20/18)

Returned an interception for a touchdown
OU: 77, Parnell Motley, Tulane (9/16/17)
Opp.: 68, Jerome Baker, Ohio State (9/17/16)

Returned a fumble for a touchdown
OU: 10, Caleb Kelly at West Virginia (11/23/18)
Opp.: 63, Cassius Sendish, Kansas (11/22/14)

Returned a blocked field goal for a touchdown
OU: 48, Darryl Bright vs. Texas Tech (11/21/98)
Opp.: Under research

Returned a blocked punt for a touchdown
OU: 9, Curtis Bolton vs. Kansas (11/17/18)
Opp.: 24, Nathan Jeffery, UTEP (9/1/12)

Had 10 tackles
OU: 10, Curtis Bolton vs. Texas (12/1/18)
Opp.: 12, Anthony Wheeler; 11, Gary Johnson, Texas (12/1/18)

Had 15 tackles
OU: 17, Kenneth Murray and 16, Curtis Bolton vs. Baylor (9/29/18)
Opp.: 15, Travin Howard, TCU (12/2/17)

Had 20 tackles

OU: 28, Kenneth Murray; 23, Curtis Bolton vs. Army (9/22/18)
Opp.: 21, Jalen Reeves-Maybin, Tennessee (9/12/15)

Had multiple interceptions

OU: 2, Jordan Evans vs. Baylor (11/12/16)
Opp.: 2, Dylan Haines, Texas (10/8/16)

Had at least 2.0 sacks

OU: 2.0, Caleb Kelly and Ronnie Perkins, vs. Baylor (9/29/18)
Opp.: 2.0, JoVanni Stewart, West Virginia (11/23/18)

Blocked a punt

OU: Brayden Willis vs. Kansas (11/17/18)
Opp.: Zack Craig, Oklahoma State (12/7/13)

Blocked a field goal

OU: Devante Bond vs. Tulsa (9/19/15)
Opp.: Lorenzo Carter, Georgia (1/1/18)

Blocked an extra point attempt

OU: Amani Bledsoe vs. Texas (12/1/18)
Opp.: Team, Kansas (11/17/18)

Recorded a safety

OU: Tre Brown vs. Texas (12/1/18) (sack)
Opp.: Team, Texas A&M (11/6/10) (Bad snap thru end zone)

Made three field goals

OU: 3, Austin Seibert vs. Texas (12/1/18)
Opp.: 4, Connor Martin, Baylor (9/23/17)

Made a 50-yard field goal

OU: 51, Austin Seibert vs. West Virginia (11/25/17)
Opp.: 55, Rodrigo Blankenship, Georgia (1/1/18)

Had a 70-yard punt

OU: 70, Jed Barnett at West Virginia (9/20/14)
Opp.: 73, Mike Brandtner, Iowa State (10/14/06)

Converted a two-point conversion

OU: Baker Mayfield pass to Dimitri Flowers at Kansas State (10/21/17)
Opp.: Kyle Kempt pass to Allen Lazard, Iowa State (10/7/17)

Returned a blocked PAT for a two-point conversion:

OU: Zack Sanchez at TCU (10/4/13)
Opp.: Quandre Diggs, Texas (10/13/12)

Returned a two-point PAT attempt for a two-point conversion:

OU: Robert Barnes at Texas Tech (11/3/18)
Opp.: N/A

TEAM

Scored 40 points

OU: 59-56, at West Virginia (11/23/18)
Opp: 59-56, West Virginia (11/23/18)

Scored 50 points

OU: 59-56, at West Virginia (11/23/18)
Opp: 59-56, West Virginia (11/23/18)

Scored 60 points

OU: 66-33, vs. Baylor (9/29/18)
Opp.: 69-7, Nebraska (11/1/97)

Scored 70 points

OU: 79-10, vs. North Texas (9/1/07)
Opp.: 73-21, Nebraska (11/2/96)

Posted a shutout

OU: 55-0, at Kansas State (10/17/15)
Opp.: 29-0, at Texas A&M (11/7/98)

Rushed for 200 yards

OU: 304, at West Virginia (11/23/18)
Opp.: 348, Kansas (11/17/18)

Rushed for 300 yards

OU: 304, at West Virginia (11/23/18)
Opp.: 348, Kansas (11/17/18)

Rushed for 400 yards

OU: 405, Texas Tech (10/24/15)
Opp.: 458 at West Virginia (11/17/12)

Rushed for 500 yards

OU: 510, Kansas (11/22/14)
Opp.: Never

Rushed for 600 yards

OU: 768 vs. Kansas State (10/15/88)
Opp.: Never

Rushed for 700 yards

OU: 768 vs. Kansas State (10/15/88)
Opp.: Never

Rushed for less than 100 yards

OU: 70, vs. Houston (9/3/16)
Opp.: 77, Baylor (9/29/18)

Rushed for five touchdowns

OU: 5 vs. Kansas (11/17/18)
Opp.: 5, Georgia (1/1/18)

Rushed for six touchdowns

OU: 7, Texas Tech (10/24/15)
Opp.: 8, Nebraska (11/1/97)

Rushed for seven touchdowns

OU: 7, Texas Tech (10/24/15)
Opp.: 8, Nebraska (11/1/97)

Rushed for eight touchdowns

OU: 8, Florida A&M (9/8/12)
Opp.: 8, Nebraska (11/1/97)

Passed for 300 yards

OU: 379, vs. Texas (12/1/18)
Opp.: 349, Texas (12/1/18)

Passed for 400 yards

OU: 441, vs. Baylor (9/29/18)
Opp.: 539, West Virginia (11/23/18)

Passed for 500 yards

OU: 598, at Oklahoma State (11/4/17)
Opp.: 539, West Virginia (11/23/18)

Passed for less than 100 yards

OU: 39, Kansas (11/22/14)
Opp.: 40, Army (9/22/18)

Passed for five touchdowns

OU: 6, vs. Baylor (9/29/18)
Opp.: 5, Oklahoma State (11/4/17)

Passed for six touchdowns

OU: 6, vs. Baylor (9/29/18)
Opp.: Never

Gained 500 yards total offense

OU: 508, vs. Texas (12/1/18)
Opp.: 704, West Virginia (11/23/18)

Gained 600 yards total offense

OU: 668, at West Virginia (11/23/18)
Opp.: 704, West Virginia (11/23/18)

Gained 700 yards total offense

OU: 702, vs. Oklahoma State (11/10/18)
Opp.: 704, West Virginia (11/23/18)

Gained 800 yards total offense

OU: 854, at Texas Tech (10/22/16)
Opp.: 854, Texas Tech (10/22/16)

Held under 100 total yards

OU: 83, vs. Navy (10/2/65)
Opp.: 44 vs. Idaho State (9/12/09)

Held under 200 total yards

OU: 183, vs. Iowa State (10/16/10)
Opp.: 155, Kansas (11/18/17)

BEST OF THE 2000s

INDIVIDUAL

OFFENSE

Rushing Yards

- 427, Samaje Perine vs. Kansas (11/22/14)*
- 263, Joe Mixon at Texas Tech (10/22/16)
- 249, Adrian Peterson at Oklahoma State (10/30/04)
- 248, Quentin Griffin vs. Texas (10/12/02)
- 242, Samaje Perine at West Virginia (9/20/14)

Rushing Attempts

- 37, Samaje Perine vs. Oklahoma State (12/3/16)
- 36, Adrian Peterson at Kansas State (10/16/04)
- 35, Samaje Perine vs. Texas (10/8/16)
- 35, DeMarco Murray vs. Utah State (9/4/10)
- 35, Allen Patrick at Missouri (10/28/06)
- 35, Allen Patrick vs. Colorado (10/21/06)

Rushing Touchdowns

- 6, Quentin Griffin vs. Texas (10/7/00)*
- 5, Samaje Perine vs. Kansas (11/22/14)
- 5, DeMarco Murray vs. North Texas (9/1/07)
- 4, Done 8 times, MR:
- Rodney Anderson vs. West Virginia (11/25/17)

Passing Yards

- 598, Baker Mayfield at Oklahoma State (11/4/17)*
- 554, Landry Jones at West Virginia (11/17/12)
- 545, Baker Mayfield at Texas Tech (10/22/16)
- 505, Landry Jones at Kansas State (10/29/11)
- 500, Landry Jones vs. Oklahoma State (11/24/12)

Pass Completions

- 46, Landry Jones vs. Oklahoma State (11/24/12)*
- 38, Landry Jones at West Virginia (11/17/12)
- 37, Landry Jones at Oklahoma State (11/27/10)
- 36, Done 5 times, MR: Landry Jones at Baylor (11/19/11)

Pass Attempts

- 71, Landry Jones vs. Oklahoma State (11/24/12)*
- 62, Landry Jones at Oklahoma State (11/27/10)
- 59, Landry Jones at Texas A&M (11/6/10)
- 58, Landry Jones at Nebraska (11/7/09)
- 55, Landry Jones vs. Texas Tech (10/22/11)

Passing Touchdowns

- 7, Baker Mayfield at Texas Tech (10/22/16)*
- 6, Kyler Murray vs. Baylor (9/29/18)
- 6, Landry Jones at West Virginia (11/17/12)
- 6, Landry Jones vs. Tulsa (9/19/09)
- 5, Done 18 times, MR: Baker Mayfield at Oklahoma State (11/4/17)

Receptions

- 15, Sterling Shepard vs. Kansas State (10/18/14)*
- 15, Justin Brown vs. Oklahoma State (11/24/12)*
- 15, Jalen Saunders vs. Notre Dame (10/27/12)*
- 15, Ryan Broyles vs. Iowa State (10/16/10)*
- 14, Sterling Shepard at Baylor (11/14/15)
- 14, Ryan Broyles at Kansas State (10/29/11)
- 14, Ryan Broyles vs. Tulsa (9/3/11)

Receiving Yards

- 265, Marquise Brown at Oklahoma State (11/4/17)*
- 243, Marquise Brown at West Virginia (11/23/18)
- 232, Dede Westbrook vs. Texas (10/8/16)
- 217, Ryan Broyles at Kansas (10/15/11)
- 215, Sterling Shepard at TCU (10/4/14)

Receiving Touchdowns

- 4, Kenny Stills at West Virginia (11/17/12)*
- 4, Jermaine Gresham vs. Texas A&M (11/3/07)*
- 4, Trent Smith at Kansas (10/13/01)*
- 3, Done 15 times, MR: Joe Mixon at Texas Tech (10/22/16)

Total Offense

- 589, Baker Mayfield at Oklahoma State (11/4/17)*
- 572, Baker Mayfield vs. Tulsa (9/19/15)
- 564, Baker Mayfield at Texas Tech (10/22/16)
- 554, Landry Jones at West Virginia (11/17/12)
- 505, Landry Jones at Kansas State (10/29/11)

All-Purpose Yards

- 446, Samaje Perine vs. Kansas (11/22/14)*
- 377, Joe Mixon at Texas Tech (10/22/16)
- 316, Ryan Broyles vs. Oklahoma State (11/28/09)
- 301, Ryan Broyles at Kansas (10/15/11)
- 290, Rodney Anderson vs. TCU (11/11/17)

Tackles

- 28, Kenneth Murray vs. Army (9/22/18)
- 23, Curtis Bolton vs. Army (9/22/18)
- 19, Dominique Alexander vs. Texas (10/12/13)
- 19, Travis Lewis vs. Texas (10/11/08)
- 19, Lance Mitchell at Missouri (10/5/02)

Tackles for Loss

- 5.0, Pryce Macon vs. Nebraska (12/4/10)
- 5.0, Rufus Alexander vs. Middle Tennessee (9/23/06)
- 5.0, Teddy Lehman vs. Kansas State (12/6/03)
- 5.0, Jimmy Wilkerson at Baylor (11/4/00)
- 4.0, many times, MR: Frank Alexander vs. Texas (10/8/11)

Sacks

- 3.0, 14 times, MR: Charles Tapper at Kansas (10/31/15)

Interceptions

- 3, Tony Jefferson vs. Ball State (10/1/11)*
- 3, J.T. Thatcher vs. Kansas (9/30/00)*
- 2, 22 times, MR: Jordan Evans vs. Baylor (11/12/16)

Pass Breakups

- 5, Derrick Strait vs. Oklahoma State (11/24/01)
- 4, 9 times, MR: Tre Brown vs. Baylor (9/29/18)

SPECIAL TEAMS

Field Goals Made

- 4, 6 times, MR: Michael Hunnicutt vs. Iowa State (11/26/11)*

LONGEST PLAYS

Rush

- 99, Abdul Adams at Baylor (9/23/17)*#
- 95, Damien Williams vs. Texas (10/13/12)#
- 92, DeMarco Murray vs. Utah State (9/15/07)#
- 89, Damien Williams vs. Florida A&M (9/8/12)#
- 86, Kennedy Brooks vs. Kansas State (10/27/18)#
- 84, Adrian Peterson vs. Oklahoma State (11/26/05)#

Pass Play

- 88, Baker Mayfield to Dede Westbrook vs. Kansas State (10/15/16)#
- 87, Kyler Murray to Marquise Brown vs. Tulane (9/16/17)#
- 86, Landry Jones to Cameron Kenney at OSU (11/27/10)#
- 86, Kyler Murray to CeeDee Lamb vs. Baylor (9/29/18)#
- 84, Baker Mayfield to Marquise Brown at Oklahoma State (11/4/17)#
- 82, Kyler Murray to CeeDee Lamb vs. Kansas State (10/27/18)#
- 82, Baker Mayfield to CeeDee Lamb vs. Tulane (9/16/17)#
- 82, Blake Bell to Jaz Reynolds vs. Tulsa (9/14/13)

Punt

- 85, Tress Way vs. Utah State (9/4/10)
- 75, Tress Way at TCU (12/1/12)
- 75, Michael Cohen at Texas A&M (11/4/06)
- 74, Tress Way vs. Oklahoma State (11/28/09)
- 73, Cody Freeby at Texas Tech (11/19/05)

Field Goal

- 53, Michael Hunnicutt at Kansas State (10/29/11)
- 53, Garrett Hartley vs. Utah State (9/15/07)
- 52, Garrett Hartley vs. Texas (10/8/05)
- 51, Austin Seibert vs. West Virginia (11/25/17)
- 50, Garrett Hartley at Nebraska (10/29/05)

Punt Return

- 91, Antonio Perkins at Tulsa (8/30/02)#
- 91, Jalen Saunders vs. Iowa State (11/16/13)#
- 90, Justin Brown vs. Kansas (10/20/12)#
- 87, Ryan Broyles vs. Oklahoma State (11/28/09)#
- 84, Antonio Perkins vs. UCLA (9/20/03)#

Kick Return

- 100, Alex Ross at West Virginia (9/20/14)*#
- 100, Roy Finch vs. Kansas (10/20/12)*#
- 100, Mark Bradley at Iowa State (10/4/03)*#
- 97, Joe Mixon vs. Ohio State (9/17/16)#
- 93, J.T. Thatcher at Kansas State (10/14/00)

Interception Return

- 100, Julian Wilson vs. Tennessee (9/13/14)*#
- 97, Derrick Strait at Texas Tech (11/22/03)
- 85, Dominique Franks at Kansas (10/24/09)#
- 85, J.T. Thatcher vs. Texas Tech (11/18/00)#
- 80, Jordan Evans at West Virginia (11/19/16)#

Fumble Return

- 69, Cory Heinecke at Air Force (9/1/01)*#
- 61, Reggie Smith vs. Miami (FL) (9/8/07)#
- 56, Jamell Fleming vs. Texas (10/8/11)#
- 53, Keenan Clayton vs. Texas Tech (11/22/08)

* School record

Play resulted in a touchdown

TEAM

OFFENSE

First Downs
44, vs. Oklahoma State (11/24/12)
41, at Iowa State (11/1/14)
39, vs. Missouri (12/6/08)
38, vs. Tulsa (9/19/15)
37, vs. Iowa State (10/16/10)

Rushing Yards
510, vs. Kansas (11/22/14)
510, at Iowa State (11/1/14)
405, vs. Texas Tech (10/24/15)
405, vs. Iowa State (11/16/13)
384, at Texas Tech (11/15/14)

Rushing Attempts
66, vs. Iowa State (10/19/02)
64, at West Virginia (11/19/16)
63, vs. Oklahoma State (12/6/14)
61, vs. Texas A&M (11/8/03)
61, vs. Texas Tech (11/23/02)

Rushing Touchdowns
8, vs. Florida A&M (9/8/12)
7, vs. Texas Tech (10/24/15)
7, vs. North Texas (9/1/07)
7, vs. Texas (10/7/00)
6, vs. Texas (10/13/12)
6, vs. Missouri (12/6/08)

Passing Yards
598, at Oklahoma State (11/4/17)
554, at West Virginia (11/17/12)
545, at Texas Tech (10/22/16)
520, at Kansas State (10/29/11)
512, vs. Oklahoma State (11/24/12)

Pass Completions
47, vs. Oklahoma State (11/24/12)
39, vs. Tulsa (9/3/11)
39, vs. Tulsa (11/3/01)
38, at West Virginia (11/17/12)
37, at Oklahoma State (11/27/10)
37, at Kansas State (10/29/11)

Pass Attempts
73, vs. Oklahoma State (11/24/12)
62, at Oklahoma State (11/27/10)
60, at Texas A&M (11/6/10)
58, at Nebraska (11/7/09)
55, vs. Texas Tech (10/22/11)

Passing Touchdowns
7, at Texas Tech (10/22/16)
6 vs. Baylor (9/29/18)
6, at West Virginia (11/17/12)
6, vs. Tulsa (9/19/09)
6, vs. Miami (FL) (9/8/07)
5, 22 times, MR: at Oklahoma State (11/4/17)

Total Offense
854, at Texas Tech (10/22/16)
785, at Oklahoma State (11/4/17)
773, vs. Tulsa (9/19/15)
751, at Iowa State (11/1/14)
710, at Kansas (10/31/15)

Points
79, vs. North Texas (9/1/07)
77, vs. Texas A&M (11/8/03)
69, vs. Florida A&M (9/8/12)
68, vs. UTEP (9/14/02)
66, at Texas Tech (10/22/16)
66, at Texas A&M (11/8/08)

DEFENSE

Fewest First Downs Allowed
1, vs. Chattanooga (8/30/08)
3, vs. Colorado (12/4/04)
3, vs. Texas A&M (11/8/03)
5, vs. Colorado (10/21/06)
5, vs. Iowa State (10/19/02)
5, vs. Texas A&M (11/10/01)

Fewest Rush Yards Allowed
-48, at Baylor (11/18/06)
-22, vs. Idaho State (9/12/09)
-7, at Texas Tech (11/17/01)
-7, vs. Texas (10/7/00)
-4, vs. Colorado (12/4/04)

Fewest Pass Yards Allowed
13, vs. Arkansas (1/1/02)
16, at Kansas (10/19/13)
20, vs. Chattanooga (8/30/08)
25, at Baylor (11/4/00)
32, vs. Texas A&M (11/8/03)
40, vs. Army (9/22/18)

Fewest Completions Allowed
2, vs. Arkansas (1/1/02)
3, vs. Army (9/22/18)
3, vs. Chattanooga (8/30/08)
3, vs. Colorado (10/21/06)
4, vs. Texas A&M (11/8/03)
4, vs. Iowa State (10/19/02)

Fewest Total Yards Allowed
36, vs. Chattanooga (8/30/08)
44, vs. Idaho State (9/12/09)
46, vs. Colorado (12/4/04)
50, vs. Arkansas (1/1/02)
54, vs. Texas A&M (11/8/03)

Fewest Points Allowed
0, 13 times, MR: at Kansas State (10/17/15)

Most Sacks Recorded
9, vs. Arkansas (1/1/02)
9, at Nebraska (10/29/05)
8, vs. Texas (10/8/11)
7, 7 times, MR: vs. West Virginia (10/3/15)

Most Interceptions Recorded
5, at Texas Tech (11/22/03)
5, vs. Kansas (9/30/00)
4, vs. Texas Tech (10/24/15)
4, vs. Texas (10/6/01)
3, 25 times, MR: vs. TCU (11/21/15)

Most Turnovers Forced
7, vs. Kansas (9/30/00)
7, vs. UTEP (9/2/00)
6, vs. Texas (10/11/03)
5, 10 times, MR: vs. West Virginia (10/3/15)

2018 RESULTS (OVERALL: 12-1 BIG 12: 8-1 HOME: 7-0 AWAY: 4-0 NEUTRAL: 1-1)											
Date	CFP/AP/C	Opponent (Rank)	TV	Site	Result	Attend.	Top Passer	Top Rusher	Top Receiver	Top Tackler	
Sept. 1	(NA/7/5)	Florida Atlantic (NA/RV/RV)	FOX	Norman	W, 63-14	86,402	Murray (9-11-209-0, 2 TD)	Anderson (5-100-0)	Brown (6-133-1)	Motley (7)	
Sept. 8	(NA/6/5)	UCLA	FOX	Norman	W, 49-21	86,483	Murray (19-33-306-1, 3 TD)	Murray (10-69-2)	Lamb (7-146-1)	Jackson (10)	
Sept. 15	(NA/5/5)	at Iowa State	ABC	Ames, Iowa	W, 37-27	58,479	Murray (21-29-348-0, 3 TD)	Murray (15-77-0)	Brown (9-191-1)	Broiles/Ke. Murray (10)	
Sept. 22	(NA/5/5)	Army	PPV	Norman	W, 28-21 (OT)	87,177	Murray (11-15-165-1, 3 TD)	Sermon (18-119-0)	Lamb (4-22-2)	Ke. Murray (28)	
Sept. 29	(NA/6/5)	Baylor	ABC	Norman	W, 66-33	86,642	Murray (17-21-441-0, 6 TD)	Brooks (8-107-2)	Brown (5-132-2)	Ke. Murray (17)	
Oct. 6	(NA/7/5)	vs. Texas (NA/19/20)	FOX	Dallas, Texas	L, 45-48	92,300	Murray (19-26-304-1, 4 TD)	Murray (11-92-1)	Brown (9-131-2)	Bolton (13)	
Oct. 20	(NA/9/10)	at TCU	ABC	Fort Worth, Texas	W, 52-27	45,055	Murray (19-24-213-0, 4 TD)	Brooks (18-168-1)	Lamb (5-91-1)	Ke. Murray (11)	
Oct. 27	(NA/8/8)	Kansas State	FOX	Norman	W, 51-14	86,436	Murray (19-24-352-0, 3 TD)	Brooks (5-94-2)	Lamb (4-160-2)	Bolton/Ke. Murray (7)	
Nov. 3	(7/7/7)	at Texas Tech	ABC	Lubbock, Texas	W, 51-46	60,454	Murray (20-35-360-2, 3 TD)	Sermon (26-206-3)	Morris (4-101-2)	Ke. Murray (11)	
Nov. 10	(7/6/6)	Oklahoma State	ABC	Norman	W, 48-47	87,635	Murray (21-29-349-0, 1 TD)	Brooks (15-165-3)	Brown (8-142-1)	Ke. Murray (11)	
Nov. 17	(6/6/6)	Kansas	FOX	Norman	W, 55-40	86,371	Murray (21-32-272-1, 2 TD)	Brooks (25-175-2)	Brown (6-65-0)	Bolton (10)	
Nov. 23	(6/6/6)	at West Virginia (13/12/12)	ESPN	Morgantown, W.Va.	W, 59-56	60,713	Murray (20-27-364-1, 3 TD)	Brooks (21-182-1)	Brown (11-243-2)	Kelly (14)	
Dec. 1	(5/5/5)	vs. Texas (14/9/9)	ABC	Arlington, Texas	W, 39-27	83,114	Murray (25-34-379-0, 3 TD)	Sermon (18-65-1)	Lamb (6-167-1)	Bolton (10)	
Dec. 29	(4/4/4)	vs. Alabama (1/1/1)	ESPN	Miami, Fla.							

TEAM STATISTICS

	OU	OPP
SCORING	643	421
Points Per Game	49.5	32.4
Points Off Turnovers	45	59
FIRST DOWNS	343	314
Rushing	151	122
Passing	173	165
Penalty	19	27
RUSHING YARDAGE	3301	2037
Yards gained rushing	3507	2316
Yards lost rushing	206	279
Rushing Attempts	495	506
Average Per Rush	6.7	4.0
Average Per Game	253.9	156.7
TDs Rushing	40	31
PASSING YARDAGE	4212	3788
Comp-Att-Int	255-364-7	290-460-6
Average Per Pass	11.6	8.2
Average Per Catch	16.5	13.1
Average Per Game	324.0	291.4
TDs Passing	41	24
TOTAL OFFENSE	7513	5825
Total Plays	859	966
Average Per Play	8.7	6.0
Average Per Game	577.9	448.1
KICK RETURNS: #-Yards	32-749	18-453
PUNT RETURNS: #-Yards	18-271	6-21
INT RETURNS: #-Yards	6-60	7-77
KICK RETURN AVERAGE	23.4	25.2
PUNT RETURN AVERAGE	15.1	3.5
INT RETURN AVERAGE	10.0	11.0
FUMBLES-LOST	9-6	9-5
PENALTIES-Yards	79-800	79-729
Average Per Game	61.5	56.1
PUNTS-Yards	29-1192	59-2368
Average Per Punt	41.1	40.1
Net punt average	39.0	34.2
KICKOFFS-Yards	111-7085	76-4537
Average Per Kick	63.8	59.7
Net kick average	39.5	38.7
TIME OF POSSESSION/Game	29:22	30:38
3RD-DOWN Conversions	65/127	89/197
3rd-Down Pct	51%	45%
4TH-DOWN Conversions	9/13	20/30
4th-Down Pct	69%	67%
SACKS BY-Yards	28-181	16-97
MISC YARDS	0	0
TOUCHDOWNS SCORED	85	56
FIELD GOALS-ATTEMPTS	15-17	11-13
ON-SIDE KICKS	0-1	0-4
RED-ZONE SCORES	(57-63) 90%	(44-47) 94%
RED-ZONE TOUCHDOWNS	(42-63) 67%	(40-47) 85%
PAT-ATTEMPTS	(84-85) 99%	(48-51) 94%
ATTENDANCE	607146	224701
Games/Avg Per Game	7/86735	4/56175
Neutral Site Games		2/87707

SCORE BY QUARTERS

	1st	2nd	3rd	4th	OT	TOTAL
Oklahoma	163	190	135	148	7	643
Opponents	93	113	114	101	0	421

RUSHING

Name	G	Att	Gain	Loss	Net	Avg	TD	Long	Avg/G
Brooks, Kennedy	11	113	1034	13	1021	9.0	12	86	92.8
Sermon, Trey	13	155	948	20	928	6.0	12	60	71.4
Murray, Kyler	13	123	1006	114	892	7.3	11	75	68.6
Pledger, T.J.	9	30	181	2	179	6.0	0	21	19.9
Sutton, Marcelias	6	29	159	7	152	5.2	2	22	25.3
Anderson, Rodney	2	11	125	6	119	10.8	3	65	59.5
Kendall, Austin	5	7	33	12	21	3.0	0	12	4.2
Hall, Jeremiah	13	4	21	0	21	5.2	0	8	1.6
Brown, Marquise	13	2	0	0	0	0.0	0	0	0.0
TEAM	10	21	0	32	-32	-1.5	0	0	-3.2
Total	13	495	3507	206	3301	6.7	40	86	253.9
Opponents	13	506	2316	279	2037	4.0	31	44	156.7

PASSING

Name	G	Effic	Comp-Att-Int	Pct	Yds	TD	Long	Avg/G
Murray, Kyler	13	205.72	241-340-7	70.9	4053	40	86	311.8
Kendall, Austin	5	150.28	12-17-0	70.6	122	1	27	24.4
Mordecai, Tanner	2	127.70	2-4-0	50.0	37	0	33	18.5
Basquine, Nick	13	0.00	0-1-0	0.0	0	0	0	0.0
Lamb, CeeDee	13	0.00	0-1-0	0.0	0	0	0	0.0
TEAM	10	0.00	0-1-0	0.0	0	0	0	0.0
Total	13	200.58	255-364-7	70.1	4212	41	86	324.0
Opponents	13	146.82	290-460-6	63.0	3788	24	75	291.4

RECEIVING

Name	G	No	Yds	Avg	TD	Long	Avg/G
Brown, Marquise	13	75	1318	17.6	10	77	101.4
Lamb, CeeDee	13	57	1049	18.4	10	86	80.7
Calcaterra, Grant	13	25	378	15.1	6	35	29.1
Morris, Lee	13	21	457	21.8	8	65	35.2
Meier, Carson	13	16	276	17.2	4	32	21.2
Sermon, Trey	13	12	181	15.1	0	51	13.9
Tease, Myles	13	10	104	10.4	1	20	8.0
Miller, A.D.	9	7	75	10.7	2	17	8.3
Brooks, Kennedy	11	7	36	5.1	0	10	3.3
Basquine, Nick	13	6	99	16.5	0	24	7.6
Rambo, Charleston	11	5	51	10.2	0	17	4.6
Robinson, Jaylon	4	3	28	9.3	0	11	7.0
Jones, Mykel	3	2	37	18.5	0	33	12.3
Hall, Jeremiah	13	2	36	18.0	0	34	2.8
Stoops, Drake	2	2	16	8.0	0	8	8.0
Sutton, Marcelias	6	2	14	7.0	0	11	2.3
Willis, Brayden	12	1	29	29.0	0	29	2.4
Turner, Reggie	1	1	16	16.0	0	16	16.0
Pledger, T.J.	9	1	12	12.0	0	12	1.3
Total	13	255	4212	16.5	41	86	324.0
Opponents	13	290	3788	13.1	24	75	291.4

PUNT RETURNS

Name	No.	Yds	Avg	TD	Long
Lamb, CeeDee	16	213	13.3	0	66
Willis, Brayden	1	21	21.0	0	0
Morris, Lee	1	28	28.0	0	0
Bolton, Curtis	0	9	0.0	2	9
Total	18	271	15.1	2	66
Opponents	6	21	3.5	0	25

KICK RETURNS

Name	No.	Yds	Avg	TD	Long
Brown, Tre	27	646	23.9	0	86
Radley-Hiles,Brendan	3	80	26.7	0	32
Terry, Jon-Michael	1	9	9.0	0	9
Sutton, Marcellias	1	14	14.0	0	14
Total	32	749	23.4	0	86
Opponents	18	453	25.2	1	99

INTERCEPTIONS

Name	No.	Yds	Avg	TD	Long
Motley, Parnell	3	17	5.7	0	10
Norwood, Tre	1	5	5.0	0	5
Mann, Kenneth	1	6	6.0	0	6
Barnes, Robert	1	32	32.0	0	32
Total	6	60	10.0	0	32
Opponents	7	77	11.0	0	31

FUMBLE RETURNS

Name	No.	Yds	Avg	TD	Long
Kelly, Caleb	1	10	10.0	1	10
Bolton, Curtis	1	48	48.0	1	48
Total	2	58	29.0	2	48
Opponents	2	2	1.0	0	2

FIELD GOALS BY PLAYER

Name	FGM-FGA	Pct.	01-19	20-29	30-39	40-49	50-99	Lg	Blk
Seibert, Austin	15-17	88.2	0-0	7-7	7-8	1-1	0-1	42	0

FIELD GOALS SEQUENCE

	Oklahoma	Opponents
Florida Atlantic	53	—
UCLA	—	—
Iowa State	(21),(31),(42)	(34),(21)
Army	33	—
Baylor	(26)	(32),(39)
Texas	(32)	(44),(40)
TCU	(37)	(41),(41),38
Kansas State	(32),(27),(22)	—
Texas Tech	—	(43),(26)
Oklahoma State	(21),(36)	41
Kansas	—	(45)
West Virginia	(37)	—
Texas	(20),(27),(31)	—

Numbers in (parentheses) indicate field goal was made

PUNTING

Name	No.	Yds.	Avg.	Long	TB	FC	I20	50+	Blkd
Seibert, Austin	29	1192	41.1	54	2	10	9	4	0
Total	29	1192	41.1	54	2	10	9	4	0
Opponents	59	2368	40.1	65	4	17	19	13	2

KICKOFFS

Name	No.	Yds.	Avg.	TB	OB	Ret.	Net	YdLn
Seibert, Austin	104	6696	64.4	87	1			
Brkic, Gabe	4	238	59.5	3	0			
Sutherland, Calum	3	151	50.3	0	0			
Total	111	7085	63.8	90	1	453	39.5	25
Opponents	76	4537	59.7	34	3	749	38.7	26

SCORING

Name	TD	FGs	PAT Kick	PAT Rush	PAT Rcv	PAT Pass	DXP	Saf	Points
Seibert, Austin	0	15-17	83-84	0-0	0	0-0	0	0	128
Sermon, Trey	12	0-0	0-0	0-0	0	0-0	0	0	72
Brooks, Kennedy	12	0-0	0-0	0-0	0	0-0	0	0	72
Murray, Kyler	11	0-0	0-0	0-0	0	0-0	0	0	66
Brown, Marquise	10	0-0	0-0	0-0	0	0-0	0	0	60
Lamb, CeeDee	10	0-0	0-0	0-0	0	0-0	0	0	60
Morris, Lee	8	0-0	0-0	0-0	0	0-0	0	0	48
Calcaterra, Grant	6	0-0	0-0	0-0	0	0-0	0	0	36
Meier, Carson	4	0-0	0-0	0-0	0	0-0	0	0	24
Bolton, Curtis	3	0-0	0-0	0-0	0	0-0	0	0	18
Anderson, Rodney	3	0-0	0-0	0-0	0	0-0	0	0	18
Sutton, Marcellias	2	0-0	0-0	0-0	0	0-0	0	0	12
Miller, A.D.	2	0-0	0-0	0-0	0	0-0	0	0	12
Tease, Myles	1	0-0	0-0	0-0	0	0-0	0	0	6
Kelly, Caleb	1	0-0	0-0	0-0	0	0-0	0	0	6
Barnes, Robert	0	0-0	0-0	0-0	0	0-0	1	0	2
Brown, Tre	0	0-0	0-0	0-0	0	0-0	0	1	2
Brkic, Gabe	0	0-0	1-1	0-0	0	0-0	0	0	1
Total	85	15-17	84-85	0-0	0	0-0	1	1	643
Opponents	56	11-13	48-51	0-0	2	2-5	0	0	421

ALL-PURPOSE YARDS

Name	G	Rush	Rec	PR	KOR	IR	Tot	Avg/G
Brown, Marquise	13	0	1318	0	0	0	1318	101.4
Lamb, CeeDee	13	0	1049	213	0	0	1262	97.1
Sermon, Trey	13	928	181	0	0	0	1109	85.3
Brooks, Kennedy	11	1021	36	0	0	0	1057	96.1
Murray, Kyler	13	892	0	0	0	0	892	68.6
Brown, Tre	12	0	0	0	646	0	646	53.8
Morris, Lee	13	0	457	28	0	0	485	37.3
Calcaterra, Grant	13	0	378	0	0	0	378	29.1
Meier, Carson	13	0	276	0	0	0	276	21.2
Pledger, T.J.	9	179	12	0	0	0	191	21.2
Sutton, Marcellias	6	152	14	0	14	0	180	30.0
Anderson, Rodney	2	119	0	0	0	0	119	59.5
Tease, Myles	13	0	104	0	0	0	104	8.0
Basquine, Nick	13	0	99	0	0	0	99	7.6
Radley-Hiles,Brendan	12	0	0	0	80	0	80	6.7
Miller, A.D.	9	0	75	0	0	0	75	8.3
Hall, Jeremiah	13	21	36	0	0	0	57	4.4
Rambo, Charleston	11	0	51	0	0	0	51	4.6
Willis, Brayden	12	0	29	21	0	0	50	4.2
Jones, Mykel	3	0	37	0	0	0	37	12.3
Barnes, Robert	10	0	0	0	0	32	32	3.2
Robinson, Jaylon	4	0	28	0	0	0	28	7.0
Kendall, Austin	5	21	0	0	0	0	21	4.2
Motley, Parnell	13	0	0	0	0	17	17	1.3
Stoops, Drake	2	0	16	0	0	0	16	8.0
Turner, Reggie	1	0	16	0	0	0	16	16.0
Terry, Jon-Michael	13	0	0	0	9	0	9	0.7
Bolton, Curtis	13	0	0	9	0	0	9	0.7
Mann, Kenneth	12	0	0	0	0	6	6	0.5
Norwood, Tre	13	0	0	0	0	5	5	0.4
TEAM	10	-32	0	0	0	0	-32	-3.2
Total	13	3301	4212	271	749	60	8593	661.0
Opponents	13	2037	3788	21	453	77	6376	490.5

TOTAL OFFENSE

Name	G	Plays	Rush	Pass	Total	Avg/G
Murray, Kyler	13	463	892	4053	4945	380.4
Brooks, Kennedy	11	113	1021	0	1021	92.8
Sermon, Trey	13	155	928	0	928	71.4
Pledger, T.J.	9	30	179	0	179	19.9
Sutton, Marcellias	6	29	152	0	152	25.3
Kendall, Austin	5	24	21	122	143	28.6
Anderson, Rodney	2	11	119	0	119	59.5
Mordecai, Tanner	2	4	0	37	37	18.5
Hall, Jeremiah	13	4	21	0	21	1.6
TEAM	10	22	-32	0	-32	-3.2
Total	13	859	3301	4212	7513	577.9
Opponents	13	966	2037	3788	5825	448.1

OFFENSIVE GAME-BY-GAME

PASSING (Quarterbacks only)

#1 Kyler Murray	Att	Comp	INT	Pct	Yards	TD	Long	Sack	Yds	Effic
Florida Atlantic	11	9	0	81.8	209	2	65	1	6	301.4
UCLA	33	19	1	57.6	306	3	58	0	0	159.4
Iowa State	29	21	0	72.4	348	3	75	1	9	207.4
Army West Point	15	11	1	73.3	165	3	38	1	9	218.4
Baylor	21	17	0	81.0	432	6	86	2	15	348.0
Texas	26	19	1	73.1	304	4	77	2	18	214.4
TCU	24	19	0	79.2	213	4	37	1	5	208.7
Kansas State	24	19	0	79.2	352	3	82	0	0	243.6
Texas Tech	35	20	2	57.1	360	3	46	1	2	160.4
Oklahoma State	29	21	0	72.4	349	1	51	3	18	184.9
Kansas	32	21	1	65.6	272	2	40	1	3	151.4
Texas	34	25	0	73.5	379	3	54	2	5	196.3
TOTALS	340	241	7	70.9	4053	40	86	15	90	205.7

#10 Austin Kendall	Att	Comp	INT	Pct	Yards	TD	Long	Sack	Yds	Effic
Florida Atlantic	10	8	0	80.0	88	1	27	1	7	186.9
Baylor	2	0	0	0.0	0	0	0	0	0	0.0
Texas	1	1	0	100.0	6	0	6	0	0	150.4
Kansas State	4	3	0	75.0	28	0	16	0	0	133.8
TOTALS	17	12	0	70.6	122	1	27	1	7	150.3

#15 Tanner Mordecai	Att	Comp	INT	Pct	Yards	TD	Long	Sack	Yds	Effic
UCLA	2	0	0	0.0	0	0	0	0	0	0.0
TOTALS	4	2	0	50.0	37	0	33	0	0	127.7

RUSHING

Player	No-Yds/TD	FAU	UCLA	ISU	ARMY	BU	UT	TCU	KSU	TTU	OSU	KU	WVU	UT	ALA
Brooks, Kennedy	113-1021/12	4-51/1	-	DNP	DNP	8-107/2	3-34/0	18-168/1	5-94/2	4-21/0	15-165/3	25-171/2	21-182/1	10-28/0	
Sermon, Trey	155-928/12	9-69/1	7-13/0	13-74/1	18-119/0	8-19/0	9-54/1	17-110/2	8-58/0	26-206/3	16-124/2	1-5/0	5-12/1	18-65/1	
Murray, Kyler	123-892/11	4-23/0	10-69/2	15-77/0	7-71/1	10-45/1	11-92/1	9-51/0	5-46/1	11-100/1	14-66/0	8-99/3	9-114/1	10-39/0	
Pledger, T.J.	30-179/0	7-38/0	7-45/0	1-1/0	-	2-4/0	DNP	DNP	13-91/0	-	DNP	DNP	-	-	
Sutton, Marcellias	29-152/2	4-38/1	5-33/1	9-21/0	DNP	DNP	8-42/0	-	3-18/0	DNP	DNP	DNP	DNP	DNP	
Anderson, Rodney	11-119/3	5-100/2	6-19/1	DNP	DNP	DNP	DNP	DNP	DNP	DNP	DNP	DNP	DNP	DNP	
Hall, Jeremiah	4-21/0	-	-	-	-	-	-	-	-	-	-	4-21/0	-	-	
Kendall, Austin	7-21/0	3-0/0	DNP	DNP	DNP	1-4/0	-	DNP	3-17/0	DNP	DNP	-	DNP	DNP	
Brown, Marquise	2-0/0	-	-	-	-	-	-	-	-	1-0/0	1-0/0	-	-	-	
TEAM	21--32/0	3--3/0	DNP	1--2/0	DNP	2--4/0	DNP	3--6/0	2--2/0	2--4/0	1--2/0	2--2/0	3--4/0	2--3/0	

RECEIVING

Player	No-Yds/TD	FAU	UCLA	ISU	ARMY	BU	UT	TCU	KSU	TTU	OSU	KU	WVU	UT	ALA
Brown, Marquise	75-1318/10	6-133/1	4-88/1	9-191/1	-	5-132/2	9-131/2	5-41/0	2-22/0	5-76/0	8-142/1	6-65/0	11-243/2	5-54/0	
Lamb, CeeDee	57-1049/10	2-43/0	7-146/1	3-36/1	4-22/2	3-101/1	6-75/1	5-91/1	4-160/2	4-51/0	3-52/0	5-52/0	5-53/0	6-167/1	
Morris, Lee	21-457/8	1-65/1	1-8/0	-	1-38/0	3-61/2	2-33/1	2-36/2	2-11/0	4-101/2	2-33/0	1-40/0	-	2-31/0	
Calcaterra, Grant	25-378/6	1-3/0	3-26/0	2-41/0	2-47/0	1-30/1	-	3-20/0	2-57/1	3-48/0	-	3-46/1	2-22/1	3-38/2	
Meier, Carson	16-276/4	-	-	1-32/0	1-11/1	-	1-18/0	2-17/1	1-16/0	2-35/1	2-45/0	3-49/1	2-46/0	1-7/0	
Sermon, Trey	12-181/0	-	1-2/0	1-2/0	-	1-51/0	2-63/0	-	4-27/0	-	2-33/0	-	-	1-3/0	
Tease, Myles	10-104/1	-	-	2-15/1	1-20/0	1-11/0	-	-	1-12/0	-	2-17/0	-	-	3-29/0	
Basquine, Nick	6-99/0	1-2/0	-	-	-	-	-	-	2-30/0	-	1-23/0	-	-	2-44/0	
Miller, A.D.	7-75/2	2-18/1	2-25/1	1-17/0	1-15/0	-	-	-	1-10/0	-	DNP	DNP	DNP	DNP	
Rambo, Charleston	5-51/0	DNP	-	-	-	-	-	-	1-17/0	1-15/0	-	2-13/0	DNP	1-6/0	
Jones, Mykel	2-37/0	2-37/0	-	DNP	DNP	DNP	DNP	DNP	DNP	DNP	-	DNP	DNP	DNP	
Brooks, Kennedy	7-36/0	-	-	DNP	DNP	2-17/0	-	2-8/0	-	-	1-4/0	1-7/0	-	1-0/0	
Hall, Jeremiah	2-36/0	-	-	-	-	-	-	-	1-2/0	1-34/0	-	-	-	-	
Willis, Brayden	1-29/0	-	-	-	DNP	1-29/0	-	-	-	-	-	-	-	-	
Robinson, Jaylon	3-28/0	2-17/0	1-11/0	-	DNP	-	DNP	DNP	DNP	DNP	DNP	DNP	DNP	DNP	
Stoops, Drake	2-16/0	2-16/0	-	DNP	DNP	DNP	DNP	DNP	DNP	DNP	DNP	DNP	DNP	DNP	
Turner, Reggie	1-16/0	DNP	DNP	DNP	DNP	DNP	DNP	DNP	1-16/0	DNP	DNP	DNP	DNP	DNP	
Sutton, Marcellias	2-14/0	-	-	2-14/0	DNP	DNP	-	-	-	DNP	DNP	DNP	DNP	DNP	
Pledger, T.J.	1-12/0	-	-	-	1-12/0	-	DNP	DNP	-	-	DNP	DNP	-	-	

TEAM TOTALS

	Score	1st Downs	Rushing No-Yds-TD	Passing (C-A-I-Yds-TD)	Total Offense (Play-Yds)	Punts No.-Avg.	Fumbles No.-Lost	Penalties No.-Yds	KO Ret. No.-Yds	Punt Ret. No.-Yds	Int. Ret. No.-Yds.	3rd-Down Conv.	Time of Poss.
Florida Atlantic	14	20	42-132-2	18-32-1-192-0	74-324	7-32.6	0-0	6-48	1-15	1-(-1)	0-0	4 of 15	30:45
Oklahoma	63	26	39-316-5	19-23-0-334-3	62-650	2-38.0	0-0	6-70	1-21	4-46	1-32	6 of 10	29:15
UCLA	21	20	50-129-2	16-26-0-254-1	76-383	8-45.2	0-0	6-77	1-15	0-0	1-0	5 of 15	31:16
Oklahoma	49	27	35-179-4	19-35-1-306-3	70-485	4-40.8	0-0	6-40	2-121	2-63	0-0	7 of 13	28:44
Oklahoma	37	24	39-171-1	21-29-0-348-3	68-519	2-48.5	1-1	5-60	2-32	1-0	1-7	6 of 11	34:11
at Iowa State	27	20	29-87-1	25-36-1-360-2	65-447	3-41.7	0-0	4-35	0-0	1-0	0-0	5 of 14	25:49
Army	21	26	78-339-3	3-9-2-40-0	87-379	2-41.5	0-0	6-50	0-0	0-0	1-0	13 of 21	44:41
Oklahoma	28	19	25-190-1	11-15-1-165-3	40-355	1-36.0	0-0	4-20	3-80	1-7	2-6	1 of 3	15:19
Baylor	33	33	38-77-2	40-63-0-416-2	101-493	5-38.8	3-1	9-75	0-0	1-0	0-0	9 of 20	37:20
Oklahoma	66	22	32-175-3	17-23-0-432-6	54-607	3-45.7	1-0	7-80	2-32	0-0	0-0	4 of 8	22:40
vs. Texas	48	27	38-177-3	26-37-0-324-3	75-501	4-36.2	0-0	6-43	0-0	1-(-1)	1-19	6 of 14	33:50
Oklahoma	45	21	31-222-2	20-27-1-310-4	58-532	3-46.3	2-2	7-73	3-71	1-7	0-0	3 of 8	26:10
Oklahoma	52	26	47-323-3	19-25-0-213-4	72-536	4-41.8	0-0	8-60	2-35	0-0	1-10	3 of 12	37:04
at TCU	27	12	30-112-0	10-25-1-163-2	55-275	5-38.4	0-0	2-10	4-189	1-25	0-0	4 of 14	22:56
Kansas State	14	13	32-137-2	13-21-0-108-0	53-245	7-46.9	2-1	4-50	2-41	0-0	0-0	4 of 12	27:36
Oklahoma	51	32	39-322-3	22-29-0-380-3	68-702	1-36.0	2-0	5-69	1-27	2-10	0-0	6 of 10	32:24
Oklahoma	51	32	44-323-3	20-35-2-360-3	79-683	3-35.0	0-0	10-113	2-34	1-9	0-0	5 of 10	32:11
at Texas Tech	46	23	27-107-2	30-44-0-366-4	71-473	5-49.4	0-0	7-69	1-41	0-0	2-48	3 of 13	27:49
Oklahoma State	47	39	33-139-4	34-53-0-501-3	86-640	4-41.0	1-1	5-31	1-23	1-(-2)	0-0	10 of 16	26:11
Oklahoma	48	29	47-353-5	21-30-0-349-1	77-702	3-36.7	0-0	8-70	4-72	2-62	0-0	3 of 10	33:49
Kansas	40	25	36-348-4	20-28-0-176-1	64-524	3-25.0	0-0	6-53	6-88	0-0	1-10	6 of 12	30:12
Oklahoma	55	31	40-294-5	21-32-1-272-2	72-566	0-0.0	1-1	2-25	3-81	2-64	0-0	9 of 10	29:48
Oklahoma	59	25	38-304-3	20-27-1-364-3	65-668	1-45.0	1-1	6-60	6-117	1-4	0-0	4 of 9	28:07
at West Virginia	56	33	41-165-4	32-49-0-539-4	90-704	2-38.0	2-2	5-60	1-19	0-0	1-0	12 of 18	31:53
vs. Texas	27	23	88-115-2	23-37-1-349-2	69-437	4-37.2	1-0	13-128	1-22	0-0	0-0	8 of 13	28:00
Oklahoma	39	29	40-129-1	25-34-0-379-3	74-508	2-40.5	1-1	5-60	1-26	1-(-1)	1-5	8 of 14	32:00
Oklahoma vs. Alabama													

STARTING LINEUPS

OFFENSE	QB	RB	FB/WR	WR	WR	TE	LT	LG	C	RG	RT
FLORIDA ATLANTIC	Ky. Murray	Anderson	Meier (FB)	Lamb	Brown	Calcaterra	Evans	Powers	Alvarez	Samia	Ford
UCLA	Ky. Murray	Anderson	Meier (FB)	Miller	Brown	Calcaterra	Evans	Powers	Humphrey	Samia	Ford
at Iowa State	Ky. Murray	Sermon	Meier (FB)	Lamb	Brown	Calcaterra	Evans	Powers	Alvarez	Samia	Ford
ARMY	Ky. Murray	Sermon	Meier (FB)	Lamb	Brown	Calcaterra	Evans	Powers	Humphrey	Samia	Ford
BAYLOR	Kendall	Sermon	Tease (WR)	Lamb	Brown	Calcaterra	Evans	Alvarez	Humphrey	Samia	Ford
vs. Texas	Ky. Murray	Sermon	Meier (FB)	Lamb	Brown	Miller (WR)	Evans	Powers	Humphrey	Samia	Ford
at TCU	Ky. Murray	Sermon	Meier (FB)	Lamb	Brown	Calcaterra	Evans	Powers	Humphrey	Samia	Ford
KANSAS STATE	Ky. Murray	Sermon	Tease (WR)	Lamb	Miller	Calcaterra	Evans	Powers	Humphrey	Samia	Ford
at Texas Tech	Ky. Murray	Sermon	Meier (FB)	Lamb	Brown	Miller (WR)	Evans	Powers	Humphrey	Samia	Ford
OKLAHOMA STATE	Ky. Murray	Sermon	Meier (FB)	Lamb	Brown	Calcaterra	Evans	Powers	Humphrey	Samia	Ford
KANSAS	Ky. Murray	Sermon	Meier (FB)	Lamb	Brown	Calcaterra	Evans	Powers	Humphrey	Samia	Ford
at West Virginia	Ky. Murray	Sermon	Hall (FB)	Lamb	Brown	Meier	Evans	Powers	Humphrey	Samia	Ford
vs. Texas	Ky. Murray	Sermon	Meier (FB)	Lamb	Brown	Calcaterra	Evans	Powers	Humphrey	Samia	Ford
vs. Alabama											

DEFENSE	DE	NG	DE	JACK	SLB/NB	MLB	WLB	CB	FS	SS	CB
FLORIDA ATLANTIC	Bledsoe	Gallimore	Mann	Jackson	Jones (SLB)	Ke. Murray	Bolton	Motley	Haughton	Radley-Hiles	Norwood
UCLA	Bledsoe	Gallimore	Mann	Jackson	Broiles (NB)	Ke. Murray	Bolton	Motley	Haughton	Radley-Hiles	Norwood
at Iowa State	Bledsoe	Gallimore	Mann	Jackson	Broiles (NB)	Ke. Murray	Bolton	Motley	Haughton	Radley-Hiles	Norwood
ARMY	Bledsoe	Gallimore	Mann	Jackson	Jones (SLB)	Ke. Murray	Bolton	Motley	Haughton	Radley-Hiles	Norwood
BAYLOR	Bledsoe	Faamatau	Gallimore	Jackson	Broiles (NB)	Ke. Murray	Bolton	Motley	Haughton	Radley-Hiles	Norwood
vs. Texas	Bledsoe	Gallimore	Mann	Jackson	Broiles (NB)	Ke. Murray	Bolton	Motley	Haughton	Radley-Hiles	Norwood
at TCU	Bledsoe	Gallimore	Mann	Perkins	Radley-Hiles (NB)	Ke. Murray	Bolton	Brown	Barnes	Haughton	Norwood
KANSAS STATE	Bledsoe	Gallimore	Mann	Perkins	Jackson (SLB)	Ke. Murray	Bolton	Brown	Barnes	Radley-Hiles	Norwood
at Texas Tech	Bledsoe	Gallimore	Mann	Perkins	Jones (SLB)	Ke. Murray	Bolton	Brown	Barnes	Parker	Norwood
OKLAHOMA STATE	Bledsoe	Gallimore	Mann	Perkins	Kelly (SLB)	Ke. Murray	Bolton	Brown	Barnes	Radley-Hiles	Norwood
KANSAS	Bledsoe	Faamatau	Mann	Kelly (SLB)	Radley-Hiles (NB)	Ke. Murray	Bolton	Brown	Barnes	Broiles	Norwood
at West Virginia	Bledsoe	Gallimore	Mann	Perkins	Kelly (SLB)	Ke. Murray	Bolton	Brown	Barnes	Radley-Hiles	Norwood
vs. Texas	Bledsoe	Gallimore	Mann	Perkins	Kelly (SLB)	Ke. Murray	Bolton	Brown	Barnes	Norwood	Motley
vs. Alabama											

3RD-DOWN CONVERSIONS

Date	Opponent	Score	Overall		1st Qtr		2nd Qtr		3rd Qtr		4th Qtr		OT	
Sept. 1	FLA. ATLANTIC	W, 63-14	6-10	57.1%	0-0	0.0%	2-4	50.0%	3-4	75.0%	1-2	50.0%	—	—
Sept. 8	UCLA	W, 49-21	7-12	58.3%	3-4	75.0%	0-2	0.0%	2-3	66.7%	2-3	67.7%	—	—
Sept. 15	at Iowa State	W, 37-27	6-11	54.5%	3-4	75.0%	1-1	100.0%	1-4	25.0%	1-2	50.0%	—	—
Sept. 22	ARMY	W, 28-21 (OT)	1-3	33.3%	1-1	100.0%	0-1	0.0%	0-0	0.0%	0-1	0.0%	0-0	0.0%
Sept. 29	BAYLOR	W, 66-33	4-8	50.0%	0-2	0.0%	1-2	50.0%	2-2	100.0%	1-2	50.0%	—	—
Oct. 6	vs. Texas	L, 45-48	3-8	37.5%	0-1	0.0%	1-3	33.3%	1-2	50.0%	1-2	50.0%	—	—
Oct. 20	at TCU	W, 52-27	3-12	25.0%	0-2	0.0%	0-3	0.0%	2-4	50.0%	1-3	33.3%	—	—
Oct. 27	KANSAS STATE	W, 51-14	6-10	60.0%	2-3	66.7%	1-2	50.0%	2-2	100.0%	1-3	33.3%	—	—
Nov. 3	at Texas Tech	W, 51-46	5-10	50.0%	1-2	50.0%	1-2	50.0%	2-5	40.0%	1-1	100.0%	—	—
Nov. 10	OKLA. STATE	W, 48-47	3-10	30.0%	0-1	0.0%	2-5	40.0%	1-3	33.3%	0-1	0.0%	—	—
Nov. 17	KANSAS	W, 55-40	9-10	90.0%	1-1	100.0%	2-2	100.0%	3-4	75.0%	3-3	100.0%	—	—
Nov. 23	at West Virginia	W, 59-56	4-9	44.4%	2-2	100.0%	1-1	100.0%	1-3	33.3%	0-3	0.0%	—	—
Dec. 1	vs. Texas	W, 39-27	8-14	57.1%	3-4	75.0%	0-3	0.0%	1-2	50.0%	4-5	80.0%	—	—
Dec. 29	vs. Alabama													

4TH-DOWN CONVERSIONS

Date	Opponent	Score	Overall		1st Qtr		2nd Qtr		3rd Qtr		4th Qtr		OT	
Sept. 1	FLA. ATLANTIC	W, 63-14	0-0	0.0%	0-0	0.0%	0-0	0.0%	0-0	0.0%	0-0	0.0%	—	—
Sept. 8	UCLA	W, 49-21	0-1	0.0%	0-0	0.0%	0-1	0.0%	0-0	0.0%	0-0	0.0%	—	—
Sept. 15	at Iowa State	W, 37-27	0-0	0.0%	0-0	0.0%	0-0	0.0%	0-0	0.0%	0-0	0.0%	—	—
Sept. 22	ARMY	W, 28-21 (OT)	0-1	0.0%	0-0	0.0%	0-0	0.0%	0-0	0.0%	0-1	0.0%	0-0	0.0%
Sept. 29	BAYLOR	W, 66-33	0-0	0.0%	0-0	0.0%	0-0	0.0%	0-0	0.0%	0-0	0.0%	—	—
Oct. 6	vs. Texas	L, 45-48	1-1	100.0%	0-0	0.0%	1-1	100.0%	0-0	0.0%	0-0	0.0%	—	—
Oct. 20	at TCU	W, 52-27	3-3	100.0%	2-2	100.0%	1-1	100.0%	0-0	0.0%	0-0	0.0%	—	—
Oct. 27	KANSAS STATE	W, 51-14	0-0	0.0%	0-0	0.0%	0-0	0.0%	0-0	0.0%	0-0	0.0%	—	—
Nov. 3	at Texas Tech	W, 51-46	0-1	0.0%	0-0	0.0%	0-1	0.0%	0-0	0.0%	0-0	0.0%	—	—
Nov. 10	OKLA. STATE	W, 48-47	1-2	50.0%	1-1	100.0%	0-0	0.0%	0-1	0.0%	0-0	0.0%	—	—
Nov. 17	KANSAS	W, 55-40	1-1	100.0%	0-0	0.0%	0-0	0.0%	1-1	100.0%	0-0	0.0%	—	—
Nov. 23	at West Virginia	W, 59-56	2-2	100.0%	0-0	0.0%	0-0	0.0%	0-0	0.0%	2-2	100.0%	—	—
Dec. 1	vs. Texas	W, 39-27	1-1	100.0%	0-0	0.0%	1-1	100.0%	0-0	0.0%	0-0	0.0%	—	—
Dec. 29	vs. Alabama													

TIME OF POSSESSION

Date	Opponent	Score	Overall	1st Qtr	2nd Qtr	3rd Qtr	4th Qtr
Sept. 1	FLA. ATLANTIC	W, 63-14	29:15	5:38	9:00	8:05	6:32
Sept. 8	UCLA	W, 49-21	28:44	7:32	6:29	7:20	7:23
Sept. 15	at Iowa State	W, 37-27	34:11	5:54	10:00	9:14	9:03
Sept. 22	ARMY	W, 28-21 (OT)	15:19	5:16	2:43	2:26	4:54
Sept. 29	BAYLOR	W, 66-33	22:40	5:53	5:51	5:41	5:15
Oct. 6	vs. Texas	L, 45-48	26:10	10:55	6:52	3:37	4:46
Oct. 20	at TCU	W, 52-27	37:04	9:45	9:30	8:40	9:09
Oct. 27	KANSAS STATE	W, 51-14	32:24	6:26	7:28	9:17	9:13
Nov. 3	at Texas Tech	W, 51-46	32:11	5:20	8:49	10:05	7:57
Nov. 10	OKLA. STATE	W, 48-47	33:49	10:07	8:29	7:48	7:25
Nov. 17	KANSAS	W, 55-40	29:48	6:21	7:01	9:21	7:05
Nov. 23	at West Virginia	W, 59-56	28:07	5:10	4:14	8:53	9:50
Dec. 1	vs. Texas	W, 39-27	32:00	9:01	4:51	6:59	11:09
Dec. 29	vs. Alabama						

DEFENSIVE LEADERS

No.	Name	GP	Solo	Ast	Total	TFL/Yds	Sacks-Yards	Int-Yds	BrUp	QBH	Rcv-Yds	FF	Block	Saf
9	Murray, Kenneth	13-13	64	76	140	12.0-44	4.0-25	.	2	4	1-0	.	.	.
18	Bolton, Curtis	13-13	54	76	130	11.5-48	4.0-29	.	2	6	2-48	.	.	.
11	Motley, Parnell	13-7	40	19	59	1.5-2	.	3-17	10
19	Kelly, Caleb	11-4	27	27	54	3.5-24	3.0-23	.	1	.	1-10	2	.	.
13	Norwood, Tre	13-13	37	16	53	2.0-5	1.0-5	1-5	5
6	Brown, Tre	12-7	43	9	52	6.0-23	2.0-12	.	12	1
20	Barnes, Robert	10-7	29	22	51	0.5-2	.	1-32	2	.	.	1	.	.
8	Haughton, Kahlil	9-7	24	26	50	1.5-4	1	.	.
55	Mann, Kenneth	12-12	19	28	47	5.5-16	1.0-6	1-6	1	7	.	1	.	.
90	Gallimore, Neville	12-12	14	32	46	5.0-31	3.0-27	.	.	4	.	2	.	.
42	Jackson, Mark	10-7	22	21	43	7.0-28	3.0-17	.	1
44	Radley-Hiles,Brendan	12-11	21	18	39	1.0-3	.	.	5	1
7	Perkins, Ronnie	13-6	16	19	35	8.0-34	5.0-25	.	1	4
72	Bledsoe, Amani	13-13	18	14	32	4.0-25	2.0-12	.	7	3	.	.	1	.
25	Broiles, Justin	11-5	14	10	24	1.5-3	.	.	2	2
33	Jones, Ryan	11-3	13	7	20	2.5-9	.	.	.	1
91	Faamatau, Dillon	13-2	3	12	15	.	.	.	1
23	White, DaShaun	13-0	5	8	13	1
32	Turner-Yell,Delarrin	6-0	7	5	12	.	.	.	1
97	Overton, Marquise	10-0	4	6	10
93	Lott, Tyreece	9-0	3	6	9	1.0-1
1	Parker, Jordan	8-1	4	4	8	.	.	.	2	.	1-0	.	.	.
31	Redmond, Jalen	3-0	4	2	6	2.5-9
38	Mead, Bryan	13-0	3	3	6
16	Edwards, Miguel	3-0	4	1	5
40	Terry, Jon-Michael	13-0	1	4	5	0.5-0	.	.	.	1
10	Fields, Patrick	5-0	3	2	5
95	Thomas, Isaiah	8-0	2	2	4	.	.	.	1
35	Bonitto, Nik	3-0	2	1	3
50	McGinnis, Arthur	1-0	.	3	3
88	Kelley, Jordan	2-0	.	2	2
72	Powers, Ben	12-12	1	.	1
94	James, Troy	7-0	.	1	1
87	Tease, Myles	13-2	1	.	1
71	Evans, Bobby	13-13	1	.	1
56	Humphrey, Creed	13-11	1	.	1
12	Miller, A.D.	9-4	1	.	1
80	Calcaterra, Grant	13-10	1	.	1
1	Murray, Kyler	13-12	1	.	1
81	Willis, Brayden	12-0	1	.
84	Morris, Lee	13-0	1	.
Total		13-0	507	482	989	77-311	28-181	6-60	56	34	5-58	7	3	1
Opponents		13-0	478	366	844	57.0-179	16-97	7-77	26	21	6-2	5	1	.

OU GIVEAWAYS/TAKEAWAYS

Game	Giveaways			Takeaways			Dif.
	Fum	Int	Tot	Fum	Int	Tot	
FLA. ATLANTIC	0	0	0	0	1	1	+1
UCLA	0	1	1	0	0	0	-1
at Iowa State	1	0	1	0	1	1	0
ARMY	0	1	1	0	2	2	+1
BAYLOR	0	0	0	1	0	1	+1
vs. Texas	2	1	3	0	0	0	-3
at TCU	0	0	0	0	1	1	+1
KANSAS STATE	0	0	0	1	0	1	+1
at Texas Tech	0	2	2	0	0	0	-2
OKLA. STATE	0	0	0	1	0	1	+1
KANSAS	1	1	2	0	0	0	-2
at WEST VIRGINIA	1	1	2	2	0	2	0
vs. Texas	1	0	1	0	1	1	0
Total	6	7	13	5	6	11	-2

FUMBLES

Name	No.- Lost
Kyler Murray	3-2
Grant Calcaterra	1-1
A.D. Miller	1-1
Kennedy Brooks	1-1
CeeDee Lamb	1-1
Sutton, Marcelias	1-0
Sermon, Trey	1-0
Total	9-6

OPENING DRIVES — OFFENSE

Game	1st Half	2nd Half
FLORIDA ATLANTIC	Touchdown	Touchdown
UCLA	Punt	Punt
at Iowa State	Field Goal	Punt
ARMY	Touchdown	Interception
BAYLOR	Punt	Touchdown
vs. Texas	Touchdown	Touchdown
at TCU	Touchdown	Field Goal
KANSAS STATE	Touchdown	Touchdown
at Texas Tech	Interception	Punt
OKLAHOMA STATE	Touchdown	Downs
KANSAS	Fumble	Interception
at West Virginia	Touchdown	Interception
vs. Texas	Field Goal	Touchdown

OPENING DRIVES — DEFENSE

Game	1st Half	2nd Half
FLORIDA ATLANTIC	Punt	Turnover on Downs
UCLA	Punt	Punt
at Iowa State	Downs	Touchdown
ARMY	Touchdown	Punt
BAYLOR	Fumble	Touchdown
vs. Texas	Touchdown	Touchdown
at TCU	Punt	Field Goal
KANSAS STATE	Punt	Punt
at Texas Tech	Punt	Punt
OKLAHOMA STATE	Touchdown	Punt
KANSAS	Punt	Touchdown
at West Virginia	Touchdown	Touchdown
vs. Texas	Touchdown	Touchdown

OU ON PREGAME COIN FLIPS

Game	Result	Score
FLORIDA ATLANTIC	Won (Kicked)	W, 63-14
UCLA	Won (Kicked)	W, 49-21
at Iowa State	Won (Kicked)	W, 37-27
ARMY	Won (Received)	W, 28-21 (OT)
BAYLOR	Lost (Received)	W, 66-33
vs. Texas	Lost (Received)	L, 45-48
at TCU	Won (Kicked)	W, 52-27
KANSAS STATE	Lost (Received)	W, 51-14
at Texas Tech	Lost (Kicked)	W, 51-46
OKLAHOMA STATE	Lost (Kicked)	W, 48-47
KANSAS	Lost (Kicked)	W, 55-40
at West Virginia	Lost (Kicked)	W, 59-56
vs. Texas	Won (Kicked)	W, 39-27

DEFENSIVE GAME-BY-GAME

TACKLES

Player	UA-A	Total	FAU	UCLA	ISU	ARMY	BU	UT	TCU	KSU	TTU	OSU	KU	WVU	UT	ALA
Murray, Kenneth	64-76	140	-	5-4	3-7	6-22	8-9	6-4	8-3	2-5	7-4	3-8	3-6	9-1	4-3	
Bolton, Curtis	54-76	130	3-3	2-6	3-6	8-15	6-10	6-7	3-3	4-3	3-1	2-6	5-5	6-4	3-7	
Motley, Parnell	40-19	59	5-2	-	6-1	2-1	4-3	1-6	1-0	4-1	3-2	6-0	3-2	2-0	3-1	
Kelly, Caleb	27-27	54	3-3	1-3	DNP	DNP	3-2	0-3	-	2-1	-	4-3	3-2	9-5	2-5	
Norwood, Tre	37-16	53	1-3	3-1	4-1	1-1	4-2	3-1	1-2	2-1	4-0	4-2	5-1	3-0	2-1	
Brown, Tre	43-9	52	6-0	3-2	-	DNP	6-0	3-1	3-1	-	4-0	7-0	3-2	3-1	5-2	
Barnes, Robert	29-22	51	2-1	DNP	DNP	DNP	1-2	1-4	0-3	1-2	2-3	6-0	6-2	6-2	4-3	
Haughton, Kahlil	24-26	50	1-1	1-3	2-4	4-5	5-6	4-5	5-1	2-1	DNP	-	DNP	DNP	DNP	
Mann, Kenneth	19-28	47	2-1	2-5	0-2	3-8	DNP	3-3	0-1	0-3	0-1	1-2	2-1	3-0	3-1	
Gallimore, Neville	14-32	46	1-0	0-8	0-3	0-8	1-2	0-3	2-1	1-1	1-0	3-2	DNP	2-2	3-2	
Jackson, Mark	22-21	43	1-1	4-6	3-3	6-9	1-1	3-0	2-0	-	1-0	1-1	DNP	DNP	DNP	
Radley-Hiles, Brendan	21-18	39	2-3	1-1	6-2	2-2	0-3	3-3	0-2	1-0	DNP	3-1	1-1	2-0	-	
Perkins, Ronnie	16-19	35	4-0	1-1	0-1	1-1	2-2	0-1	0-2	0-1	3-2	1-3	1-2	2-0	1-3	
Bledsoe, Amani	18-14	32	2-0	1-3	0-2	2-0	1-0	0-2	1-1	3-0	1-1	0-3	1-0	4-2	2-0	
Broiles, Justin	14-10	24	0-1	-	5-5	-	3-1	2-1	1-0	1-0	1-2	-	1-0	DNP	DNP	
Jones, Ryan	13-7	20	0-2	5-1	-	5-3	DNP	-	1-0	1-1	1-0	DNP	-	-	-	
Faamatau, Dillon	3-12	15	0-2	0-3	0-1	0-1	-	0-3	1-0	0-1	-	-	2-0	0-1	-	
White, DaShaun	5-8	13	2-2	0-3	-	-	1-1	-	-	1-2	-	-	1-0	-	-	
Turner-Yell, Delarrin	7-5	12	DNP	DNP	DNP	DNP	DNP	DNP	1-0	-	2-3	1-0	DNP	3-2	-	
Overton, Marquise	4-6	10	0-1	DNP	DNP	DNP	0-1	-	-	0-2	1-0	0-1	2-1	1-0	-	
Lott, Tyreece	3-6	9	3-0	DNP	DNP	DNP	0-1	0-1	DNP	-	-	0-2	0-1	-	0-1	
Parker, Jordan	4-4	8	1-1	2-0	DNP	DNP	-	-	DNP	0-2	0-1	1-0	-	DNP	DNP	
Mead, Bryan	3-3	6	2-1	-	-	-	-	-	-	-	-	-	1-2	-	-	
Redmond, Jalen	4-2	6	DNP	DNP	DNP	DNP	DNP	DNP	1-0	3-2	-	DNP	DNP	DNP	DNP	
Edwards, Miguel	4-1	5	1-0	2-0	DNP	DNP	DNP	DNP	DNP	1-1	DNP	DNP	DNP	DNP	DNP	
Fields, Patrick	3-2	5	DNP	-	DNP	DNP	1-1	-	DNP	DNP	DNP	DNP	1-0	DNP	1-1	
Terry, Jon-Michael	1-4	5	0-1	0-2	-	-	1-1	-	-	-	-	-	-	-	-	
Thomas, Isaiah	2-2	4	1-0	0-2	DNP	DNP	1-0	DNP	DNP	-	DNP	-	-	-	-	
McGinnis, Arthur	0-3	3	DNP	0-3	DNP	DNP	DNP	DNP	DNP	DNP	DNP	DNP	DNP	DNP	DNP	
Bonitto, Nik	2-1	3	1-1	1-0	DNP	DNP	DNP	DNP	DNP	DNP	DNP	DNP	DNP	-	DNP	
Kelley, Jordan	0-2	2	DNP	0-2	-	DNP	DNP	DNP	DNP	DNP	DNP	DNP	DNP	DNP	DNP	
Tease, Myles	1-0	1	-	-	-	-	-	1-0	-	-	-	-	-	-	-	
Powers, Ben	1-0	1	-	-	-	-	DNP	-	-	-	1-0	-	-	-	-	
Humphrey, Creed	1-0	1	-	-	-	-	-	-	-	-	-	-	-	1-0	-	
James, Troy	0-1	1	-	0-1	-	-	-	-	-	DNP	DNP	DNP	DNP	DNP	DNP	
Murray, Kyler	1-0	1	-	-	-	-	-	-	-	-	1-0	-	-	-	-	
Calcaterra, Grant	1-0	1	-	-	1-0	-	-	-	-	-	-	-	-	-	-	
Miller, A.D.	1-0	1	-	-	-	-	-	-	-	-	1-0	DNP	DNP	DNP	DNP	
Evans, Bobby	1-0	1	-	-	-	-	-	-	-	-	-	-	1-0	-	-	

TACKLES FOR LOSS

Player	UA-A	Total	FAU	UCLA	ISU	ARMY	BU	UT	TCU	KSU	TTU	OSU	KU	WVU	UT	ALA
Murray, Kenneth	9-6	12.0	-	2.5-12	2.0-12	0.5-1	1.0-7	-	2.0-5	0.5-0	1.5-4	-	0.5-0	1.0-1	0.5-2	
Bolton, Curtis	9-5	11.5	1.0-1	2.0-10	-	1.0-4	-	1.0-12	1.0-4	2.5-8	0.5-0	1.5-7	1.0-2	-	-	
Perkins, Ronnie	7-2	8.0	1.0-6	1.0-2	-	-	2.0-15	-	-	-	1.5-2	-	0.5-1	1.0-1	1.0-7	
Jackson, Mark	4-6	7.0	1.5-3	1.0-6	0.5-3	0.5-1	1.0-8	1.0-1	1.0-4	-	-	0.5-2	DNP	DNP	DNP	
Brown, Tre	6-0	6.0	2.0-4	1.0-5	-	DNP	-	-	-	-	1.0-6	-	-	1.0-1	1.0-7	
Mann, Kenneth	3-5	5.5	0.5-2	-	-	-	DNP	1.0-1	-	1.0-4	-	0.5-1	-	1.0-6	1.5-2	
Gallimore, Neville	3-4	5.0	1.0-10	1.0-2	1.0-2	-	-	-	-	-	1.0-8	1.0-9	DNP	-	-	
Bledsoe, Amani	4-0	4.0	-	1.0-11	-	1.0-2	-	-	-	-	1.0-2	-	-	-	1.0-10	
Kelly, Caleb	3-1	3.5	-	-	DNP	DNP	2.0-11	-	-	-	-	0.5-1	-	1.0-12	-	
Redmond, Jalen	2-1	2.5	DNP	DNP	DNP	DNP	DNP	DNP	-	2.5-9	-	DNP	DNP	DNP	DNP	
Jones, Ryan	2-1	2.5	0.5-2	1.0-3	-	1.0-4	DNP	-	-	-	-	DNP	-	-	-	
Norwood, Tre	1-2	2.0	-	1.0-5	-	-	-	-	-	-	-	1.0-0	-	-	-	
Broiles, Justin	1-1	1.5	0.5-0	-	1.0-3	-	-	-	-	-	-	-	-	DNP	DNP	
Haughton, Kahlil	1-1	1.5	-	-	1.5-4	-	-	-	-	-	DNP	-	DNP	DNP	DNP	
Motley, Parnell	1-1	1.5	-	-	-	1.0-2	-	-	-	-	0.5-0	-	-	-	-	
Radley-Hiles, Brendan	1-0	1.0	-	-	1.0-3	-	-	-	-	-	DNP	-	-	-	-	
Lott, Tyreece	1-0	1.0	1.0-1	DNP	DNP	DNP	-	-	DNP	-	-	-	-	-	-	
Barnes, Robert	0-1	0.5	-	DNP	DNP	DNP	-	-	-	0.5-2	-	-	-	-	-	
Terry, Jon-Michael	0-1	0.5	-	0.5-0	-	-	-	-	-	-	-	-	-	-	-	

SACKS

Player	UA-A	Total	FAU	UCLA	ISU	ARMY	BU	UT	TCU	KSU	TTU	OSU	KU	WVU	UT	ALA
Perkins, Ronnie	5-0	5.0	-	1.0-2	-	-	2.0-15	-	-	-	-	-	-	1.0-1	1.0-7	
Bolton, Curtis	3-2	4.0	-	1.5-10	-	-	-	1.0-12	1.0-4	-	-	0.5-3	-	-	-	
Murray, Kenneth	4-0	4.0	-	1.0-6	1.0-11	-	1.0-7	-	1.0-1	-	-	-	-	-	-	
Kelly, Caleb	3-0	3.0	-	-	DNP	DNP	2.0-11	-	-	-	-	-	-	1.0-12	-	
Jackson, Mark	2-2	3.0	1.0-2	0.5-5	-	-	1.0-8	-	-	-	-	0.5-2	DNP	DNP	DNP	
Gallimore, Neville	3-0	3.0	1.0-10	-	-	-	-	-	-	-	1.0-8	1.0-9	DNP	-	-	
Brown, Tre	2-0	2.0	-	1.0-5	-	DNP	-	-	-	-	-	-	-	-	1.0-7	
Bledsoe, Amani	2-0	2.0	-	-	-	-	-	-	-	-	1.0-2	-	-	-	1.0-10	
Norwood, Tre	1-0	1.0	-	1.0-5	-	-	-	-	-	-	-	-	-	-	-	
Mann, Kenneth	1-0	1.0	-	-	-	-	DNP	-	-	-	-	-	-	1.0-6	-	

PARTICIPATION GAME-BY-GAME

NO.	NAME	GP/GS	FAU	UCLA	ISU	ARMY	BU	UT	TCU	KSU	TTU	OSU	KU	WVU	UT	ALA
68	Alvarez, Jonathan	4/3	START	XXX	START	...	START
24	Anderson, Rodney	2/2	START	START
20	Barnes, Robert	10/7	XXX	XXX	XXX	START	START	START	START	START	START	START	START
83	Basquine, Nick	13/-	XXX	XXX	XXX	XXX	XXX	XXX	XXX	XXX	XXX	XXX	XXX	XXX	XXX	XXX
72	Bledsoe, Amani	13/13	START	START	START	START	START	START	START	START	START	START	START	START	START	START
18	Bolton, Curtis	13/13	START	START	START	START	START	START	START	START	START	START	START	START	START	START
35	Bonitto, Nik	3/-	XXX	XXX	XXX
47	Brkic, Gabe	1/-	XXX
25	Broiles, Justin	11/5	XXX	START	START	XXX	START	START	XXX	XXX	XXX	XXX	START
26	Brooks, Kennedy	11/-	XXX	XXX	XXX	XXX	XXX	XXX	XXX	XXX	XXX	XXX	XXX	XXX
5	Brown, Marquise	13/12	START	START	START	START	START	START	START	XXX	START	START	START	START	START	START
6	Brown, Tre	12/7	XXX	XXX	XXX	...	XXX	XXX	START	START	START	START	START	START	START	START
80	Calcaterra, Grant	13/10	START	START	START	START	START	XXX	START	START	XXX	START	START	XXX	START	START
29	Castiglione, Joe	1/-	XXX
17	Crawford, Jaqualyn	1/-	XXX
63	Dalton, Alex	5/-	XXX	XXX	XXX	XXX	XXX
30	Draper, Levi	13/-	XXX	XXX	XXX	XXX	XXX	XXX	XXX	XXX	XXX	XXX	XXX	XXX	XXX	XXX
59	Ealy, Adrian	5/-	XXX	XXX	XXX	XXX	...	XXX
16	Edwards, Miguel	3/-	XXX	XXX	XXX
71	Evans, Bobby	13/13	START	START	START	START	START	START	START	START	START	START	START	START	START	START
91	Faamatau, Dillon	13/2	XXX	XXX	XXX	XXX	START	XXX	XXX	XXX	XXX	XXX	START	XXX	XXX	XXX
10	Fields, Patrick	5/-	...	XXX	XXX	XXX	XXX	XXX
74	Ford, Cody	13/13	START	START	START	START	START	START	START	START	START	START	START	START	START	START
90	Gallimore, Neville	12/12	START	START	START	START	START	START	START	START	START	START	...	START	START	START
27	Hall, Jeremiah	13/1	XXX	XXX	XXX	XXX	XXX	XXX	XXX	XXX	XXX	XXX	XXX	START	XXX	XXX
8	Haughton, Kahlil	9/7	START	START	START	START	START	START	START	XXX	...	XXX
54	Hayes, Marquis	3/-	XXX	XXX	XXX
56	Humphrey, Creed	13/11	XXX	START	XXX	START	START	START	START	START	START	START	START	START	START	START
42	Jackson, Mark	10/7	START	START	START	START	START	START	XXX	START	XXX	XXX
94	James, Troy	7/-	XXX	XXX	XXX	XXX	XXX	XXX	XXX
3	Jones, Mykel	3/-	XXX	XXX	XXX
33	Jones, Ryan	11/3	START	XXX	XXX	START	...	XXX	XXX	XXX	START	...	XXX	XXX	XXX	XXX
51	Kelleher, Kasey	13/-	XXX	XXX	XXX	XXX	XXX	XXX	XXX	XXX	XXX	XXX	XXX	XXX	XXX	XXX
88	Kelley, Jordan	2/-	...	XXX	XXX
19	Kelly, Caleb	11/4	XXX	XXX	XXX	XXX	XXX	XXX	XXX	START	START	START	START	START
10	Kendall, Austin	5/1	XXX	START	XXX	...	XXX	XXX
2	Lamb, CeeDee	13/12	START	XXX	START	START	START	START	START	START	START	START	START	START	START	START
93	Lott, Tyreece	9/-	XXX	XXX	XXX	...	XXX	XXX	XXX	XXX	XXX	XXX	XXX
55	Mann, Kenneth	12/12	START	START	START	START	...	START	START	START	START	START	START	START	START	START
50	McGinnis, Arthur	1/-	...	XXX
3	McGinnis, Connor	13/-	XXX	XXX	XXX	XXX	XXX	XXX	XXX	XXX	XXX	XXX	XXX	XXX	XXX	XXX
38	Mead, Bryan	13/-	XXX	XXX	XXX	XXX	XXX	XXX	XXX	XXX	XXX	XXX	XXX	XXX	XXX	XXX
45	Meier, Carson	13/11	START	START	START	START	XXX	START	START	XXX	START	START	START	START	START	START
12	Miller, A.D.	9/4	XXX	START	XXX	XXX	XXX	START	XXX	START	START
73	Mittermeier, Quinn	12/-	...	XXX	XXX	XXX	XXX	XXX	XXX	XXX	XXX	XXX	XXX	XXX	XXX	XXX
15	Mordecai, Tanner	2/-	XXX	XXX
84	Morris, Lee	13/-	XXX	XXX	XXX	XXX	XXX	XXX	XXX	XXX	XXX	XXX	XXX	XXX	XXX	XXX
11	Motley, Parnell	13/7	START	START	START	START	START	START	XXX	XXX	XXX	XXX	XXX	XXX	XXX	START
9	Murray, Kenneth	13/13	START	START	START	START	START	START	START	START	START	START	START	START	START	START
1	Murray, Kyler	13/12	START	START	START	START	XXX	START	START	START	START	START	START	START	START	START
88	Nevel, Chase	7/-	XXX	XXX	XXX	...	XXX	...	XXX	XXX	XXX
13	Norwood, Tre	13/13	START	START	START	START	START	START	START	START	START	START	START	START	START	START
97	Overton, Marquise	10/-	XXX	XXX	XXX	XXX	XXX	XXX	XXX	XXX	XXX	XXX	XXX
1	Parker, Jordan	8/1	XXX	XXX	XXX	XXX	...	XXX	START	XXX	XXX
7	Perkins, Ronnie	13/6	XXX	XXX	XXX	XXX	XXX	XXX	START	START	START	START	XXX	START	START	START
22	Pledger, T.J.	9/-	XXX	XXX	XXX	XXX	XXX	XXX	XXX	XXX	XXX	XXX
72	Powers, Ben	12/12	START	START	START	START	...	START	START	START	START	START	START	START	START	START
44	Radley-Hiles, Brendan	12/11	START	START	START	START	START	START	START	START	...	START	START	START	START	XXX
14	Rambo, Charleston	11/-	...	XXX	XXX	XXX	XXX	XXX	XXX	XXX	XXX	XXX	XXX	XXX
31	Redmond, Jalen	3/-	XXX	XXX	XXX
89	Robinson, Jaylon	4/-	XXX	XXX	XXX	...	XXX
52	Robinson, Tyrese	5/-	XXX	XXX	XXX	XXX	XXX
75	Samia, Dru	13/13	START	START	START	START	START	START	START	START	START	START	START	START	START	START
9	Schafer, Tanner	1/-	XXX
43	Seibert, Austin	13/-	XXX	XXX	XXX	XXX	XXX	XXX	XXX	XXX	XXX	XXX	XXX	XXX	XXX	XXX
4	Sermon, Trey	13/11	XXX	XXX	START	START	START	START	START	START	START	START	START	START	START	START
25	Stoops, Drake	2/-	XXX	XXX
30	Sutherland, Calum	2/-	XXX	XXX
21	Sutton, Marcellias	6/-	XXX	XXX	XXX	XXX	XXX	XXX
77	Swenson, Erik	3/-	XXX	XXX	XXX
87	Tease, Myles	13/2	XXX	XXX	XXX	XXX	START	XXX	XXX	START	XXX	XXX	XXX	XXX	XXX	XXX
40	Terry, Jon-Michael	13/-	XXX	XXX	XXX	XXX	XXX	XXX	XXX	XXX	XXX	XXX	XXX	XXX	XXX	XXX
95	Thomas, Isaiah	8/-	XXX	XXX	XXX	XXX	...	XXX	XXX	XXX	XXX	XXX
41	Tillman, Coby	2/-	XXX	XXX
28	Turner, Reggie	1/-	XXX
32	Turner-Yell, Delarrin	6/-	XXX	XXX	XXX	XXX	...	XXX	XXX	XXX
70	Walker, Brey	1/-	XXX
23	White, DaShaun	13/-	XXX	XXX	XXX	XXX	XXX	XXX	XXX	XXX	XXX	XXX	XXX	XXX	XXX	XXX
81	Willis, Brayden	12/-	XXX	XXX	XXX	...	XXX	XXX	XXX	XXX	XXX	XXX	XXX	XXX	XXX	XXX
69	Woods, Clayton	1/-	XXX

OKLAHOMA SEASON HIGHS

Rushes	26	Sermon, Trey at Texas Tech (Nov 03, 2018)
Yards Rushing	206	Sermon, Trey at Texas Tech (Nov 03, 2018)
TD Rushes	3	Sermon, Trey at Texas Tech (Nov 03, 2018)
Brooks, Kennedy vs Oklahoma State (Nov 10, 2018)		
Murray, Kyler vs Kansas (Nov 17, 2018)		
Long Rush	86	Brooks, Kennedy vs Kansas State (Oct 27, 2018)
Pass attempts	35	Murray, Kyler at Texas Tech (Nov 03, 2018)
Pass completions	25	Murray, Kyler vs Texas (Dec 01, 2018)
Yards Passing	432	Murray, Kyler vs Baylor (Sep 29, 2018)
TD Passes	6	Murray, Kyler vs Baylor (Sep 29, 2018)
Long Pass	86	Murray, Kyler vs Baylor (Sep 29, 2018)
Receptions	11	Brown, Marquise at West Virginia (Nov 23, 2018)
Yards Receiving	243	Brown, Marquise at West Virginia (Nov 23, 2018)
TD Receptions	2	nine times; most recent: Calcaterra, Grant vs Texas (12/1)
Long Reception	86	Lamb, CeeDee vs Baylor (Sep 29, 2018)
Field Goals	3	Seibert, Austin at Iowa State (Sep 15, 2018)
Seibert, Austin vs Kansas State (Oct 27, 2018)		
Seibert, Austin vs Texas (Dec 01, 2018)		
Long Field Goal	42	Seibert, Austin at Iowa State (Sep 15, 2018)
Punts	4	Seibert, Austin vs UCLA (Sep 08, 2018)
Seibert, Austin at TCU (Oct 20, 2018)		
Punting Avg	48.5	Seibert, Austin at Iowa State (Sep 15, 2018)
Long Punt	54	Seibert, Austin vs Texas (Oct 06, 2018)
Punts inside 20	2	Seibert, Austin vs Texas (Oct 06, 2018)
Seibert, Austin at TCU (Oct 20, 2018)		
Long Punt Return	66	Lamb, CeeDee vs UCLA (Sep 08, 2018)
Long Kickoff Return	86	Brown, Tre vs UCLA (Sep 08, 2018)
Tackles	28	Murray, Kenneth vs Army West Point (Sep 22, 2018)
Sacks	2.0	Perkins, Ronnie vs Baylor (Sep 29, 2018)
Kelly, Caleb vs Baylor (Sep 29, 2018)		
Tackles For Loss	2.5	Murray, Kenneth vs UCLA (Sep 08, 2018)
Bolton, Curtis vs Kansas State (Oct 27, 2018)		
Redmond, Jalen vs Kansas State (Oct 27, 2018)		
Interceptions	1	six times; most recent: Norwood, Tre vs Texas (Dec 01, 2018)

OKLAHOMA GAME HIGHS

Rushes	47	at TCU (Oct 20, 2018)
vs Oklahoma State (Nov 10, 2018)		
Yards Rushing	353	vs Oklahoma State (Nov 10, 2018)
Yards Per Rush	8.3	vs Kansas State (Oct 27, 2018)
TD Rushes	5	vs Florida Atlantic (Sep 1, 2018)
vs Oklahoma State (Nov 10, 2018)		
vs Kansas (Nov 17, 2018)		
Pass attempts	35	vs UCLA (Sep 08, 2018)
at Texas Tech (Nov 03, 2018)		
Pass completions	25	vs Texas (Dec 01, 2018)
Yards Passing	432	vs Baylor (Sep 29, 2018)
Yards Per Pass	18.8	vs Baylor (Sep 29, 2018)
TD Passes	6	vs Baylor (Sep 29, 2018)
Total Plays	79	at Texas Tech (Nov 03, 2018)
Total Offense	702	vs Kansas State (Oct 27, 2018)
vs Oklahoma State (Nov 10, 2018)		
Yards Per Play	11.2	vs Baylor (Sep 29, 2018)
Points	66	vs Baylor (Sep 29, 2018)
Sacks By	6	vs UCLA (Sep 08, 2018)
vs Baylor (Sep 29, 2018)		
First Downs	32	vs Kansas State (Oct 27, 2018)
at Texas Tech (Nov 03, 2018)		
Penalties	10	at Texas Tech (Nov 03, 2018)
Penalty Yards	113	at Texas Tech (Nov 03, 2018)
Turnovers	3	vs Texas (Oct 06, 2018)
Interceptions By	2	vs Army West Point (Sep 22, 2018)
Punts	4	vs UCLA (Sep 08, 2018)
at TCU (Oct 20, 2018)		
Punting Avg	48.5	at Iowa State (Sep 15, 2018)
Long Punt	54	vs Texas (Oct 06, 2018)
Punts inside 20	2	vs Texas (Oct 06, 2018)
at TCU (Oct 20, 2018)		
Long Punt Return	66	vs UCLA (Sep 08, 2018)

OPPONENT SEASON HIGHS

Rushes	25	Hopkins, Kelvin, vs Army West Point (Sep 22, 2018)
Yards Rushing	252	Williams, Pooka, vs Kansas (Nov 17, 2018)
TD Rushes	3	Sam Ehlinger, vs Texas (Oct 06, 2018)
Hubbard, Chuba, vs Oklahoma State (Nov 10, 2018)		
Long Rush	44	Williams, Pooka, vs Kansas (Nov 17, 2018)
Pass attempts	60	Brewer,Charlie, vs Baylor (Sep 29, 2018)
Pass completions	38	Brewer,Charlie, vs Baylor (Sep 29, 2018)
Yards Passing	539	Grier, Will, at West Virginia (Nov 23, 2018)
TD Passes	4	Grier, Will, at West Virginia (Nov 23, 2018)
Long Pass	75	Grier, Will, at West Virginia (Nov 23, 2018)
Receptions	12	Wesley, Antoine, at Texas Tech (Nov 03, 2018)
Yards Receiving	225	Jennings, Gary, at West Virginia (Nov 23, 2018)
TD Receptions	2	four times; most recent: Jennings, Gary, at West Virginia
Long Reception	75	Jennings, Gary, at West Virginia (Nov 23, 2018)
Field Goals	2	five times; most recent: Hatfield, Clayton, at Texas Tech
Long Field Goal	45	Rui, Gabriel, vs Kansas (Nov 17, 2018)
Punts	8	Flintoft, S., vs UCLA (Sep 08, 2018)
Punting Avg	50.0	Sinor, Zach, vs Oklahoma State (Nov 10, 2018)
Long Punt	65	Anctil, Devin, vs Kansas State (Oct 27, 2018)
Punts inside 20	5	Anctil, Devin, vs Kansas State (Oct 27, 2018)
Long Punt Return	25	Turpin, K., at TCU (Oct 20, 2018)
Long Kickoff Return	99	Turpin, K., at TCU (Oct 20, 2018)
Tackles	14	Eisworth, Greg, at Iowa State (Sep 15, 2018)
Dineen, Joe, vs Kansas (Nov 17, 2018)		
Sacks	2.0	Roberts,Greg, vs Baylor (Sep 29, 2018)
Edison-McGruder, vs Oklahoma State (Nov 10, 2018)		
Tackles For Loss	3.0	Edison-McGruder, vs Oklahoma State (Nov 10, 2018)
Interceptions	2	Dorsey, V., at Texas Tech (Nov 03, 2018)

OPPONENT GAME HIGHS

Rushes	78	vs Army West Point (Sep 22, 2018)
Yards Rushing	348	vs Kansas (Nov 17, 2018)
Yards Per Rush	9.7	vs Kansas (Nov 17, 2018)
TD Rushes	4	vs Oklahoma State (Nov 10, 2018)
vs Kansas (Nov 17, 2018)		
at West Virginia (Nov 23, 2018)		
Pass attempts	63	vs Baylor (Sep 29, 2018)
Pass completions	40	vs Baylor (Sep 29, 2018)
Yards Passing	539	at West Virginia (Nov 23, 2018)
Yards Per Pass	11.0	at West Virginia (Nov 23, 2018)
TD Passes	4	at Texas Tech (Nov 03, 2018)
at West Virginia (Nov 23, 2018)		
Total Plays	101	vs Baylor (Sep 29, 2018)
Total Offense	704	at West Virginia (Nov 23, 2018)
Yards Per Play	8.2	vs Kansas (Nov 17, 2018)
Points	56	at West Virginia (Nov 23, 2018)
Sacks By	3	vs Oklahoma State (Nov 10, 2018)
First Downs	39	vs Oklahoma State (Nov 10, 2018)
Penalties	13	vs Texas (Dec 01, 2018)
Penalty Yards	128	vs Texas (Dec 01, 2018)
Turnovers	2	vs Army West Point (Sep 22, 2018)
at West Virginia (Nov 23, 2018)		
Interceptions By	2	at Texas Tech (Nov 03, 2018)
Punts	8	vs UCLA (Sep 08, 2018)
Punting Avg	49.4	at Texas Tech (Nov 03, 2018)
Long Punt	65	vs Kansas State (Oct 27, 2018)
Punts inside 20	5	vs Kansas State (Oct 27, 2018)
Long Punt Return	25	at TCU (Oct 20, 2018)

OKLAHOMA'S LONGEST PLAYS

Rushing	86	Kennedy Brooks vs. Kansas State (Oct. 27, 2018)
Passing	86	Kyler Murray to CeeDee Lamb vs. Baylor (Sept. 29, 2018)
Field Goal	42	Austin Seibert at Iowa State (Sept. 15, 2018)
Punt	54	Austin Seibert vs. Texas (Oct. 6, 2018)
Punt Return	66	CeeDee Lamb vs. UCLA (Sept. 8, 2018)
Kickoff Return	86	Tre Brown vs. UCLA (Sept. 8, 2018)
Interception Return	32	Robert Barnes vs. Florida Atlantic (Sept. 1, 2018)
Fumble Return	48	Curtis Bolton at West Virginia (Nov. 23, 2018)

OKLAHOMA'S LONGEST RUSHES

Date	Opponent	OU Player	Yards
10/27	Kansas State	Kennedy Brooks	86 (TD)
11/17	Kansas	Kyler Murray	75 (TD)
11/23	West Virginia	Kennedy Brooks	68 (TD)
10/6	Texas	Kyler Murray	67 (TD)
9/1	Florida Atlantic	Rodney Anderson	65 (TD)
11/10	Oklahoma State	Trey Sermon	60
11/23	West Virginia	Kyler Murray	55 (TD)
9/29	Baylor	Kennedy Brooks	49 (TD)
11/10	Oklahoma State	Kennedy Brooks	45 (TD)
10/20	TCU	Kennedy Brooks	43
9/1	Florida Atlantic	Kennedy Brooks	41 (TD)
11/10	Oklahoma State	Kennedy Brooks	39
9/29	Baylor	Kennedy Brooks	34 (TD)
20/20	TCU	Trey Sermon	33 (TD)
9/22	Army West Point	Kyler Murray	33 (TD)
11/3	Texas Tech	Kyler Murray	31
11/3	Texas Tech	Trey Sermon	30 (TD)
9/1	Florida Atlantic	Rodney Anderson	30 (TD)

OKLAHOMA'S LONGEST PASS PLAYS

Date	Opponent	OU Players	Yards
9/29	Baylor	Kyler Murray to CeeDee Lamb	86 (TD)
10/27	Kansas State	Kyler Murray to CeeDee Lamb	82 (TD)
10/6	Texas	Kyler Murray to Marquise Brown	77 (TD)
9/15	Iowa State	Kyler Murray to Marquise Brown	75 (TD)
11/23	West Virginia	Kyler Murray to Marquise Brown	65
9/1	Florida Atlantic	Kyler Murray to Lee Morris	65 (TD)
9/1	Florida Atlantic	Kyler Murray to Marquise Brown	65 (TD)
9/8	UCLA	Kyler Murray to Marquise Brown	58 (TD)
10/27	Kansas State	Kyler Murray to CeeDee Lamb	57 (TD)
12/1	Texas	Kyler Murray to CeeDee Lamb	54
11/10	Oklahoma State	Kyler Murray to Marquise Brown	51 (TD)
9/29	Baylor	Kyler Murray to Trey Sermon	51
9/29	Baylor	Kyler Murray to Marquise Brown	50 (TD)
9/15	Iowa State	Kyler Murray to Marquise Brown	48
11/3	Texas Tech	Kyler Murray to Lee Morris	46 (TD)
11/3	Texas Tech	Kyler Murray to Marquise Brown	46
11/23	West Virginia	Kyler Murray to Marquise Brown	45 (TD)
9/8	UCLA	Kyler Murray to CeeDee Lamb	45
9/29	Baylor	Kyler Murray to Lee Morris	43 (TD)
11/17	Kansas	Kyler Murray to Lee Morris	40
9/29	Baylor	Kyler Murray to Marquise Brown	40
11/10	Oklahoma State	Kyler Murray to Marquise Brown	39
9/22	Army West Point	Kyler Murray to Lee Morris	38
10/20	TCU	Kyler Murray to CeeDee Lamb	37 (TD)
10/27	Kansas State	Kyler Murray to Grant Calcaterra	35 (TD)
10/6	Texas	Kyler Murray to Trey Sermon	35
9/8	UCLA	Kyler Murray to CeeDee Lamb	35

OKLAHOMA'S LONGEST RETURN PLAYS

Date	Opponent	OU Player	Yards
9/8	UCLA	Tre Brown (KR)	86
9/8	UCLA	CeeDee Lamb (PR)	66
11/10	Oklahoma State	CeeDee Lamb (PR)	65
11/23	West Virginia	Curtis Bolton (FR)	48 (TD)
11/23	West Virginia	Tre Brown (KR)	43
9/8	UCLA	Tre Brown (KR)	35

OKLAHOMA'S LONGEST DRIVES

Date	Opponent	Quarter	Plays-Yards	TOP	Drive Ended
11/3	Texas Tech	2nd	7-99	3:31	Touchdown
11/10	Oklahoma State	3rd	8-93	3:31	Touchdown
10/27	Kansas State	3rd	2-91	0:46	Touchdown
10/27	Kansas State	2nd	8-90	3:08	Touchdown
9/15	Iowa State	1st	4-90	2:06	Touchdown
9/1	Florida Atlantic	2nd	6-90	1:32	Touchdown
9/29	Baylor	3rd	3-89	0:45	Touchdown
12/1	Texas	2nd	6-87	2:44	Touchdown
11/10	Oklahoma State	2nd	4-85	1:09	Touchdown
9/8	UCLA	1st	7-85	1:45	Touchdown
10/27	Kansas State	3rd	14-84	7:57*	Field Goal
10/20	TCU	1st	6-84	2:18	Touchdown
11/3	Texas Tech	2nd	8-83	2:42	Touchdown
10/6	Texas	3rd	3-83	1:11	Touchdown
9/29	Baylor	2nd	6-83	1:59	Touchdown
10/6	Texas	2nd	11-82	4:44	Touchdown
11/23	West Virginia	1st	7-81	2:44	Touchdown
10/27	Kansas State	1st	2-81	0:43	Touchdown
12/1	Texas	2nd	5-80	0:41	Touchdown
11/23	West Virginia	3rd	9-80	3:50	Touchdown
9/8	UCLA	3rd	8-80	2:27	Touchdown
11/10	Oklahoma State	1st	13-79	6:53	Field Goal
9/22	Army West Point	3rd	9-78	2:40	Downs
11/17	Kansas	3rd	13-77	5:13	Touchdown
12/1	Texas	3rd	8-75	2:59	Touchdown
11/23	West Virginia	3rd	4-75	1:17	Touchdown
11/23	West Virginia	2nd	2-75	0:44	Touchdown
11/17	Kansas	4th	2-75	0:21	Touchdown
11/17	Kansas	4th	10-75	4:13	Touchdown
11/10	Oklahoma State	1st	7-75	2:53	Touchdown
11/10	Oklahoma State	1st	4-75	1:44	Touchdown
11/3	Texas Tech	4th	7-75	2:49	Touchdown
11/3	Texas Tech	4th	8-75	4:03	Touchdown
11/3	Texas Tech	2nd	6-75	1:46	Touchdown
11/3	Texas Tech	1st	6-75	2:48	Touchdown
10/27	Kansas State	2nd	7-75	2:34	Touchdown
10/20	TCU	3rd	6-75	2:43	Touchdown
9/29	Baylor	4th	7-75	2:37	Touchdown
9/29	Baylor	3rd	7-75	2:57	Touchdown
9/15	Iowa State	2nd	10-75	5:28	Touchdown
9/1	Florida Atlantic	1st	7-74	3:08	Touchdown
9/1	Florida Atlantic	2nd	3-74	1:22	Touchdown
9/15	Iowa State	2nd	10-74	4:19	Touchdown
11/10	Oklahoma State	2nd	3-73	1:26	Touchdown
10/27	Kansas State	3rd	5-73	2:37	Touchdown
12/1	Texas	4th	4-72	1:28	Fumble
12/1	Texas	1st	9-72	4:01	Field Goal
11/23	West Virginia	1st	7-72	2:14	Touchdown
9/8	UCLA	1st	4-72	2:00	Touchdown
10/20	TCU	4th	4-71	1:53	Touchdown
10/20	TCU	1st	14-70	7:21	Touchdown
11/3	Texas Tech	3rd	4-69	1:21	Touchdown
10/27	Kansas State	1st	7-69	2:04	Touchdown
9/1	Florida Atlantic	3rd	6-69	2:44	Touchdown
11/23	West Virginia	2nd	7-68	2:34	Fumble
9/22	Army West Point	1st	6-68	2:40	Touchdown

*Longest scoring drive by time of possession

** Shortest scoring drive by time of possession = 1 play, 67 yards, 0:11 4th Q vs. Texas (10/6)

OPPONENTS' LONGEST PLAYS

Rushing	44	Pooka Williams, Kansas (Nov. 17, 2018)
Passing	75	Will Grier to Gary Jennings, West Virginia (Nov. 23, 2018)
Field Goal	45	Gabriel Rui, Kansas (Nov. 17, 2018)
Punt	65	Devin Antcil, Kansas State (Oct. 27, 2018)
Punt Return	25	Kavontae Turpin, TCU (Oct. 20, 2018)
Kickoff Return	99	Kavontae Turpin, TCU (Oct. 20, 2018)
Interception Return	31	Vaughn Dorsey, Texas Tech (Nov. 3, 2018)
Fumble Return	2	Richard Bowens, Iowa State (Sept. 15, 2018)

BIG 12/NCAA RANKINGS

(Entering Bowl Games)

INDIVIDUAL

Category	Player	Stat	Big 12 Rank	NCAA Rank
Completion Percentage	Kyler Murray	.709	1	2
Completions/Game	Kyler Murray	18.54	4	43
Passing Efficiency	Kyler Murray	205.7	1	1
Passing Touchdowns	Kyler Murray	40	1	2
Passing Yards	Kyler Murray	4,053	1	3
Passing Yards/Game	Kyler Murray	311.8	2	7
Yards/Pass Attempt	Kyler Murray	11.92	1	1
Yards/Pass Completion	Kyler Murray	16.82	1	2
Rushing Touchdowns	Kennedy Brooks	12	T-2	27
	Trey Sermon	12	T-2	27
	Kyler Murray	11	6	45
Rushing Yards	Kennedy Brooks	1,021	4	43
	Trey Sermon	928	6	68
	Kyler Murray	892	7	73
Rushing Yards/Game	Kennedy Brooks	92.8	5	30
	Trey Sermon	71.4	6	83
	Kyler Murray	68.6	7	91
Rushing Yards/Carry	Kennedy Brooks	9.04	1	1
	Trey Sermon	5.99	2	35
Receiving Touchdowns	Marquise Brown	10	T-4	17
	CeeDee Lamb	10	T-4	17
	Lee Morris	8	T-10	45
Receiving Yards	Marquise Brown	1,318	3	7
	CeeDee Lamb	1,049	7	25
Receiving Yards/Game	Marquise Brown	101.4	3	9
	CeeDee Lamb	80.7	9	36
Yards/Reception	CeeDee Lamb	18.40	2	20
	Marquise Brown	17.57	4	32
All-Purpose Yards/Game	Marquise Brown	101.38	9	80
	CeeDee Lamb	97.08	12	95
	Kennedy Brooks	96.09	13	100
Total Offense/Game	Kyler Murray	380.4	1	2
Total Touchdowns	Kennedy Brooks	12	T-4	44
	Trey Sermon	12	T-4	44
	Kyler Murray	11	T-9	64
	Marquise Brown	10	T-11	88
	CeeDee Lamb	10	T-11	88
Points Responsible For	Kyler Murray	306	T-1	1
	Austin Seibert	128	6	64
Points Responsible For/Game	Kyler Murray	23.5	1	2
	Austin Seibert	9.8	6	77
Points/Game	Austin Seibert	9.8	1	6
	Kennedy Brooks	6.5	T-10	97
Total Points Scored	Austin Seibert	128	1	6
Total Tackles	Kenneth Murray	10.8	2	15
	Curtis Bolton	10.0	3	22
Punt Return Average	CeeDee Lamb	13.3	1	9
Kick Return Average	Tre Brown	23.9	3	32

TEAM

Category	Stat	Big 12 Rank	NCAA Rank
Scoring Offense	49.5	1	1
Scoring Defense	32.4	9	96
Total Offense	577.9	1	1
Total Defense	448.1	9	108
Rushing Offense	253.9	1	11
Rushing Defense	156.7	5	53
Pass Offense	324.0	3	8
Pass Defense	291.4	10	128
Pass Efficiency	200.58	1	1
Pass Defense Efficiency	146.82	10	105
Passes Had Intercepted	7	T-6	29
Passes Intercepted	6	9	109
Sacks/Game	2.15	T-5	64
Sacks Allowed/Game	1.23	T-2	18
First Downs	343	1	2
First Downs Allowed	314	10	128
3rd-Down Conversion Pct.	51.2	1	5
Opp. 3rd-Down Conversion Pct.	45.2	9	115
4th-Down Conversion Pct.	69.2	T-2	8
Opp. 4th-Down Conversion Pct.	66.7	10	112
Red Zone Offense Pct.	90.5	1	13
Red Zone Defense Pct.	93.6	10	126
Penalties/Game	6.08	4	67
Penalty Yards/Game	61.54	5	88
Time of Possession	29:22	7	80
Turnover Margin	-0.15	6	82
Net Punt Average	39.0	4	35
Kick Return Average	23.41	2	27
Kickoff Coverage	25.17	8	122
Punt Return Average	15.06	2	11
Punt Coverage	3.5	1	9

9/1/18 • Gaylord Family – Oklahoma Memorial Stadium (86,402) • Norman			
	FLORIDA ATLANTIC		14
	#7 OKLAHOMA		63

NORMAN — Oklahoma registered its largest margin of victory in a season opener since 2008 by beating Florida Atlantic by 49 points. The Sooners, who led 42-0 at halftime, and 56-0, outgained the AP's 30th-ranked team 650 yards to 324 (10.5 yards per play to 4.4).

Kyler Murray was 9-for-11 through the air for 209 yards and two touchdowns for a gaudy 301.4 passing efficiency rating. He also ran for 23 yards on four carries before exiting the game for good late in the second quarter. Murray's TD throws both went for 65 yards, the first to then-walk-on receiver Lee Morris and the second to Marquise Brown.

Running back Rodney Anderson led a potent ground charge that finished with 316 yards on 39 carries (8.1 average). Anderson carried just five times but amassed 100 yards and scored on jaunts of 30 and 65 yards.

OU's defense didn't allow a point until 55 seconds were left in the third quarter. The first-half shutout was the Sooners' first since 2015. On special teams, Morris registered OU's first blocked punt since 2013 in the first quarter. Curtis Bolton fell on the ball in the end zone for the program's first TD on a blocked punt since 2002.

Score by Quarters	1	2	3	4	Score
Florida Atlantic	0	0	7	7	14
Oklahoma	28	14	14	7	63

Record: (0-1)
Record: (1-0)

Scoring Summary:

1st	07:40 OU – Anderson, R. 30 yd run (Seibert, Austin kick)	0 - 7
	7 plays, 74 yards, TOP 3:08	
	06:34 OU – Bolton, Curtis O yd blocked punt return (Seibert, Austin kick)	0 - 14
	04:49 OU – Morris, Lee 65 yd pass from Murray, Kyler (Seibert, Austin kick)	0 - 21
	1 play, 65 yards, TOP 0:16	
	00:04 OU – Sermon, Trey 17 yd run (Seibert, Austin kick)	0 - 28
	5 plays, 63 yards, TOP 2:14	
2nd	13:07 OU – Anderson, R. 65 yd run (Seibert, Austin kick)	0 - 35
	3 plays, 74 yards, TOP 1:22	
	04:17 OU – Brown, Marquise 65 yd pass from Murray, Kyler (Seibert, Austin kick)	0 - 42
	6 plays, 90 yards, TOP 1:32	
3rd	12:16 OU – Sutton, Marcelias 22 yd run (Seibert, Austin kick)	0 - 49
	6 plays, 69 yards, TOP 2:44	
	04:56 OU – Miller, A.D. 6 yd pass from Kendall, Austin (Seibert, Austin kick)	0 - 56
	9 plays, 57 yards, TOP 4:26	
	00:55 FAU – Singletary, D. 5 yd run (Rivas, Vladimir kick)	7 - 56
	10 plays, 75 yards, TOP 4:01	
4th	11:42 OU – Brooks, Kennedy 41 yd run (Brkic, Gabe kick)	7 - 63
	5 plays, 58 yards, TOP 2:10	
	04:13 FAU – Whyte, Kerrith 7 yd run (Rivas, Vladimir kick)	14 - 63
	15 plays, 75 yards, TOP 7:29	


	FAU	OU
FIRST DOWNS	20	26
RUSHES-YARDS (NET)	42-132	39-316
PASSING YDS (NET)	192	334
Passes Att-Comp-Int	18-32-1	19-23-0
TOTAL OFFENSE PLAYS-YARDS	74-324	62-650
Fumble Returns-Yards	0-0	0-0
Punt Returns-Yards	1-1	4-46-1
Kickoff Returns-Yards	1-15	1-21
Interception Returns-Yards	0-0	1-32
Punts (Number-Avg)	7-32.6	2-38.0
Fumbles-Lost	0-0	0-0
Penalties-Yards	6-48	6-70
Possession Time	30:45	29:15
Third-Down Conversions	4 of 15	6 of 10
Fourth-Down Conversions	1 of 3	0 of 0
Red-Zone Scores-Chances	2-2	2-2
Sacks By: Number-Yards	3-18	2-12

RUSHING: FAU – Singletary, D. 18-69; Johnson, D. 9-39; Wright, Willie 1-17; Whyte, Kerrith 3-15; Hearn, Gerald 2-2; Cousart, Dante 1-1; Durante, Jovon 2-minus 3; Robison, Chris 6-minus-8. **Oklahoma** – Anderson, R. 5-100; Sermon, Trey 9-69; Brooks, Kennedy 4-51; Sutton, Marcelias 4-38; Pledger, T.J. 7-38; Murray, Kyler 4-23; Kendall, Austin 3-0.

PASSING: FAU – Robison, Chris 15-26-0-157; Johnson, D. 1-3-0-11; Peavey, Rafe 2-3-1-24. **Oklahoma** – Murray, Kyler 9-11-0-209; Kendall, Austin 8-10-0-88; Mordecai, T. 2-2-0-37.

RECEIVING: FAU – Harrison, T. 4-57; Durante, J. 4-52; Wright, W. 4-28; Bryant, H. 2-25; Singletary, D. 1-13; Patterson, R. 1-11; Holmes, D. 1-5; McNeal, D. 1-1. **Oklahoma** – Brown, Marquise 6-133; Lamb, CeeDee 2-43; Jones, Mykel 2-37; Miller, A.D. 2-18; Robinson, J. 2-17; Stoops, Drake 2-16; Morris, Lee 1-65; Calcaterra, Grant 1-3; Basquine, Nick 1-2.

TACKLES (UA-A): FAU – Smith, R. 3-6; Young, J. 2-3; Pierre, J. 2-3; Al-Shaair, A. 3-1; Gilbert, Z. 3-1; Soroh, A. 2-2; Burden, K. 1-3; Smith, Korel 3-0; Bagner, E. 1-2; Davis, W. 1-2; Rose, O. 0-3; Lewis, S. 2-0; Leconte, D. 2-0; Tooley, C. 1-1; Miller, H. 1-1; Hafiz, Q. 1-1; McCarthy, L. 0-2; Harrison, T. 1-0; Daub, K. 1-0; Leroy, A. 1-0; Bonner, T. 1-0; Moss, D. 1-0; Leggett, S. 0-1. **Oklahoma** – Motley, P. 5-2; Brown, Tre 6-0; Bolton, C. 3-3; Kelley, C. 3-3; Radley-Hiles, B. 2-3; Perkins, R. 4-0; White, D. 2-2; Norwood, T. 1-3; Lott, T. 3-0; Barnes, R. 2-1; Mann, K. 2-1; Mead, Bryan 2-1; Bledsoe, A. 2-0; Parker, J. 1-1; Haughton, K. 1-1; Bonitto, N. 1-1; Jackson, M. 1-1; Faamatau, D. 0-2; Jones, R. 0-2; Gallimore, N. 1-0; Edwards, M. 1-0; Thomas, I. 1-0; Broiles, J. 0-1; Overton, M. 0-1; Terry, J. 0-1.

9/8/18 • Gaylord Family – Oklahoma Memorial Stadium (86,483) • Norman			
	UCLA		21
	#6 OKLAHOMA		49

NORMAN — The Sooners registered their 31st consecutive victory over an unranked non-conference opponent by easily handling UCLA. OU, which led 21-7 at halftime and 42-7 in the fourth quarter, outgained the Bruins 485 yards to 383.

Quarterback Kyler Murray was 19-for-33 passing for 306 yards and three TDs, and rushed 10 times for 69 yards and a pair of scores. It marked the first time since OU's 2014 game at Iowa State (Trevor Knight, 146) that a quarterback led the team in rushing yards.

Receiver CeeDee Lamb finished with seven catches for 146 yards (one shy of his career high) and a 35-yard score. He also returned two punts for 63 yards, including a career-long 66 yarder. Marquise Brown hauled in four passes for 88 yards, one of them a 58-yard catch-and-run for a TD.

Oklahoma's defense registered six sacks and 12 tackles for loss. Defensive end/linebacker Mark Jackson Jr. recorded a career-high 10 tackles and a TFL, and linebacker Kenneth Murray finished with nine tackles and 2.5 TFLs.

The Sooners also got an 85-yard kickoff return from Tre Brown, the longest non-scoring play/return by OU in the 95-year history of Gaylord Family – Oklahoma Memorial Stadium.

Score by Quarters	1	2	3	4	Score
UCLA	7	0	0	14	21
Oklahoma	14	7	14	14	49

Record: (0-2)
Record: (2-0)

Scoring Summary:

1st	08:59 UCLA – Olorunfunmi, Bolu 3 yd run (Molson, Jj kick)	7 - 0
	7 plays, 80 yards, TOP 2:20	
	07:20 OU – Anderson, Rodney 3 yd run (Seibert, Austin kick)	7 - 7
	3 plays, 12 yards, TOP 1:39	
	03:17 OU – Brown, Marquise 58 yd pass from Murray, Kyler (Seibert, Austin kick)	7 - 14
	4 plays, 72 yards, TOP 2:00	
2nd	14:55 OU – Murray, Kyler 10 yd run (Seibert, Austin kick)	7 - 21
	7 plays, 85 yards, TOP 1:45	
3rd	07:34 OU – Sutton, Marcelias 11 yd run (Seibert, Austin kick)	7 - 28
	8 plays, 80 yards, TOP 2:27	
	05:19 OU – Miller, A.D. 10 yd pass from Murray, Kyler (Seibert, Austin kick)	7 - 35
	2 plays, 11 yards, TOP 0:46	
4th	13:27 OU – Lamb, CeeDee 35 yd pass from Murray, Kyler (Seibert, Austin kick)	7 - 42
	7 plays, 62 yards, TOP 2:29	
	11:11 UCLA – Olorunfunmi, Bolu 2 yd run (Molson, Jj kick)	14 - 42
	6 plays, 75 yards, TOP 2:16	
	07:40 OU – Murray, Kyler 2 yd run (Seibert, Austin kick)	14 - 49
	6 plays, 65 yards, TOP 3:31	
	03:44 UCLA – Ezeike, Michael 9 yd pass from Thompson-Robins (Molson, Jj kick)	21 - 49
	13 plays, 85 yards, TOP 3:56	

	UCLA	OU
FIRST DOWNS	20	27
RUSHES-YARDS (NET)	50-129	35-179
PASSING YDS (NET)	254	306
Passes Att-Comp-Int	16-26-0	19-35-1
TOTAL OFFENSE PLAYS-YARDS	76-383	70-485
Fumble Returns-Yards	0-0	0-0
Punt Returns-Yards	0-0	2-63
Kickoff Returns-Yards	1-15	2-121
Interception Returns-Yards	1-0	0-0
Punts (Number-Avg)	8-45.2	4-40.8
Fumbles-Lost	0-0	0-0
Penalties-Yards	6-77	6-40
Possession Time	31:16	28:44
Third-Down Conversions	5 of 15	7 of 12
Fourth-Down Conversions	1 of 2	0 of 1
Red-Zone Scores-Chances	3-3	5-5
Sacks By: Number-Yards	0-0	6-33

RUSHING: UCLA – Olorunfunmi, Bolu 15-56; Allen, Kazmeir 10-42; Irby, Martell 10-36; Kelley, Joshua 5-7; Pabico, Christian 2-2; Thompson-Robins 8-minus 14. **Oklahoma** – Murray, Kyler 10-69; Pledger, T.J. 7-45; Sutton, Marcelias 5-33; Anderson, Rodney 6-19; Sermon, Trey 7-13.

PASSING: UCLA – Thompson-Robins 16-26-0-254. **Oklahoma** – Murray, Kyler 19-33-1-306; Mordecai, Tanner 0-2-0-0.

RECEIVING: UCLA – Wilson, Caleb 4-92; Cota, Chase 4-45; Lee, Dymond 3-28; Howard, Theo 2-53; Pabico, Christian 1-22; Ezeike, Michael 1-9; Wilson, Jordan 1-5. **Oklahoma** – Lamb, CeeDee 7-146; Brown, Marquise 4-88; Calcaterra, Grant 3-26; Miller, A.D. 2-25; Robinson, Jaylon 1-11; Morris, Lee 1-8; Sermon, Trey 1-2.

TACKLES (UA-A): UCLA – Pickett, Adarius 7-5; Lake, Quentin 4-2; Meadors, Nate 4-1; Barnes, Krys 3-2; Toailoa, Lokeni 2-2; Blaylock, Stephan 1-3; Thompson, Tyree 1-3; Osling iii, Mo 2-1; Holmes, Darnay 2-1; Lucier-South, Keisean 0-3; Andrus, Martin 0-3; Isibor, Oduu 0-3; Johnson, Rahyme 1-1; Odighizuwa, Osa 1-1; Gates, Elijah 1-1; Ogbornia, Otito 0-2; Samuel, Colin 1-0; Phillips, Jaelan 0-1; Wade, Rick 0-1. **Oklahoma** – Jackson, Mark 4-6; Murray, Kenneth 5-4; Bolton, Curtis 2-6; Gallimore, Neville 0-8; Mann, Kenneth 2-5; Jones, Ryan 5-1; Brown, Tre 3-2; Norwood, Tre 3-1; Haughton, Kahlil 1-3; Kelly, Caleb 1-3; Bledsoe, Amani 1-3; McGinnis, Arthur 0-3; White, DaShaun 0-3; Faamatau, Dillon 0-3; Parker, Jordan 2-0; Edwards, Miguel 2-0; Radley-Hiles, Brendan 1-1; Perkins, Ronnie 1-1; Thomas, Isaiah 0-2; Terry, Jon-Michael 0-2; Kelley, Jordan 0-2; Bonitto, Nik 1-0; James, Troy 0-1.

9/15/18 • Jack Trice Stadium (58,479) • Ames, Iowa			
	#5 OKLAHOMA		37
	IOWA STATE		27

AMES, Iowa — Kyler Murray threw for a career-high 348 yards and three touchdowns in his first career road start, and Marquise Brown caught nine passes for 191 yards and a score as Oklahoma registered a 37-27 win at Iowa State. It was the Sooners' nation-leading 17th consecutive true road win and their Big 12-record 15th straight league road victory. The Sooners, who never trailed, won for the 24th straight time in Ames. Murray completed 21 of his 29 pass attempts and averaged 12.0 yards per pass attempt and 16.6 yards per completion. His 77 rushing yards came on 15 carries (5.1 average).

Brown registered 189 of his 191 receiving yards before halftime, setting the school record for receiving yards in a half. Included in his total was a 75-yard first-quarter bomb from Murray that resulted in OU's first touchdown of the day and a 10-0 lead. Running back Trey Sermon, who got the start in place of injured Rodney Anderson, carried 13 times for 74 yards (5.7 average) and notched a 22-yard TD run.

Austin Seibert was exceptional on special teams, making all three of his field goal attempts (21, 31 and 42 yards), averaging 48.5 yards on his two punts (long of 53) and registering touchbacks on all eight of his kickoffs.

Score by Quarters	1	2	3	4	Score	
Oklahoma	10	14	10	3	37	Record: (3-0, 1-0)
Iowa State	0	10	14	3	27	Record: (0-2, 0-1)

Scoring Summary:

1st	08:22 OU - Seibert, Austin 21 yd field goal	
	10 plays, 67 yards, TOP 3:48	3 - 0
	03:43 OU - Brown, Marquise 75 yd pass from Murray, Kyler (Seibert, Austin kick)	
	4 plays, 90 yards, TOP 2:06	10 - 0
2nd	13:38 ISU - Assalley, Connor 34 yd field goal	
	12 plays, 58 yards, TOP 5:05	10 - 3
	13:15 ISU - Butler, Hakeem 51 yd pass from Noland, Zeb (Assalley, Connor kick)	
	1 play, 51 yards, TOP 0:10	10 - 10
	07:47 OU - Lamb, CeeDee 5 yd pass from Murray, Kyler (Seibert, Austin kick)	
	10 plays, 75 yards, TOP 5:28	17 - 10
	00:05 OU - Tease, Myles 7 yd pass from Murray, Kyler (Seibert, Austin kick)	
	10 plays, 74 yards, TOP 4:19	24 - 10
3rd	11:48 ISU - Butler, Hakeem 57 yd pass from Noland, Zeb (Assalley, Connor kick)	
	3 plays, 79 yards, TOP 0:47	24 - 17
	09:20 OU - Sermon, Trey 22 yd run (Seibert, Austin kick)	
	6 plays, 67 yards, TOP 2:28	31 - 17
	06:40 ISU - Montgomery, David 1 yd run (Assalley, Connor kick)	
	8 plays, 75 yards, TOP 2:40	31 - 24
	03:20 OU - Seibert, Austin 31 yd field goal	
	8 plays, 50 yards, TOP 3:18	34 - 24
4th	10:43 ISU - Assalley, Connor 21 yd field goal	
	12 plays, 83 yards, TOP 4:54	34 - 27
	02:51 OU - Seibert, Austin 42 yd field goal	
	12 plays, 47 yards, TOP 7:44	37 - 27

	OU	ISU
FIRST DOWNS	24	20
RUSHES-YARDS (NET)	39-171	29-87
PASSING YDS (NET)	348	360
Passes Att-Comp-Int	21-29-0	25-36-1
TOTAL OFFENSE PLAYS-YARDS	68-519	65-447
Fumble Returns-Yards	0-0	1-2
Punt Returns-Yards	1-0	1-0
Kickoff Returns-Yards	2-32	0-0
Interception Returns-Yards	1-7	0-0
Punts (Number-Avg)	2-48.5	3-41.7
Fumbles-Lost	1-1	0-0
Penalties-Yards	5-60	4-35
Possession Time	34:11	25:49
Third-Down Conversions	6 of 11	5 of 14
Fourth-Down Conversions	0 of 0	2 of 3
Red-Zone Scores-Chances	5-5	3-3
Sacks By: Number-Yards	1-11	1-9

RUSHING: Oklahoma — Murray, K. 15-77; Sermon, Trey 13-74; Sutton, M. 9-21; Pledger, T.J. 1-1. **Iowa State** — Montgomery, D. 21-82; Nwangwu, Kene 3-10; Croney, S. 4-6; Noland, Zeb 1-minus 11;

PASSING: Oklahoma — Murray, K. 21-29-0-348; **Iowa State** — Noland, Zeb 25-36-1-360

RECEIVING: Oklahoma — Brown, M. 9-191; Lamb, CeeDee 3-36; Calcaterra, Grant 2-41; Tease, M. 2-15; Sutton, M. 2-14; Meier, C. 1-32; Miller, A.D. 1-17; Sermon, Trey 1-2. **Iowa State** — Jones, D. 9-66; Butler, H. 5-174; Eaton, M. 4-32; Allen, Chase 2-23; Milton, T. 2-16; Akers, L. 1-37; Montgomery, D. 1-7; Croney, S. 1-5.

TACKLES (UA-A): Oklahoma — Broiles, J. 5-5; Murray, Kenneth 3-7; Bolton, C. 3-6; Radley-Hiles, B. 6-2; Motley, P. 6-1; Jackson, M. 3-3; Haughton, K. 2-4; Norwood, T. 4-1; Gaillimore, N. 0-3; Bledsoe, A. 0-2; Mann, K. 0-2; Calcaterra, G. 1-0; Faamatau, D. 0-1; Perkins, R. 0-1. **Iowa State** — Eiworth, G. 6-8; Harvey, W. 4-3; Lewis, B. 3-3; Spears, M. 3-3; Uwazurike, E. 4-1; Ruth, D. 2-3; Peavy, B. 3-1; Payne, D. 2-2; Rose, M. 2-1; Bowens, R. 2-0; Bailey, J. 1-1; Young, D. 1-1; Hummel, J. 1-1; Lima, R. 0-2; White, L. 1-0; Johnson, J. 1-0; Vance, R. 1-0; Kolar, C. 1-0; Azunna, A. 1-0; Northrup, R. 0-1; Benton, S. 0-1; Grant, J. 0-1; Bailey, C. 0-1.

9/22/18 • Gaylord Family — Oklahoma Memorial Stadium (87,177) • Norman			
	ARMY WEST POINT		21
	#5 OKLAHOMA		28

NORMAN — Sophomore linebacker Kenneth Murray made a school-record 28 tackles (previous record was 24), the most in the FBS since at least 2000, and Kyler Murray threw for three touchdowns and ran for another as No. 5/5 Oklahoma downed Army West Point 28-21 in overtime.

The Black Knights ran 87 plays to Oklahoma's 40, and held a 44:41 to 15:19 advantage in time of possession. OU's possession time total was the lowest by a Big 12 team in the 23-year history of the league, and was the lowest by an FBS team in victory since at least 1996.

Trey Sermon paced the Sooners with 119 yards on 18 carries (6.6 average) while Kyler Murray added 71 yards on seven rushes (10.1 average). CeeDee Lamb caught two touchdown passes, including a 10-yarder that represented the game's only overtime score. OU averaged 8.9 yards per play on the evening while Army averaged 4.4.

With the game tied at 21 and with Army driving late in the fourth quarter, OU's Kenneth Mann registered his first career interception. Austin Seibert missed a 33-yard field goal attempt as time expired before the Sooners prevailed in the extra session.

Linebacker Curtis Bolton finished with 23 tackles, third most in OU history.

Score by Quarters	1	2	3	4	OT	Score	
Army West Point	7	7	7	0	0	21	Record: (2-2)
Oklahoma	14	7	0	0	7	28	Record: (4-0, 1-0)

Scoring Summary:

1st	12:20 OU - Meier, Carson 11 yd pass from Murray, Kyler (Seibert, Austin kick)	
	6 plays, 68 yards, TOP 2:40	0 - 7
	02:49 ARMY - Slomka, Connor 1 yd run (Abercrombie, J. kick)	
	16 plays, 75 yards, TOP 9:31	7 - 7
	00:13 OU - Lamb, CeeDee 11 yd pass from Murray, Kyler (Seibert, Austin kick)	
	6 plays, 65 yards, TOP 2:36	7 - 14
2nd	06:19 ARMY - Hopkins, Kelvin 5 yd run (Abercrombie, J. kick)	
	16 plays, 75 yards, TOP 8:54	14 - 14
	04:25 OU - Murray, Kyler 33 yd run (Seibert, Austin kick)	
	4 plays, 66 yards, TOP 1:54	14 - 21
3rd	01:51 ARMY - Davidson, Andy 3 yd run (Abercrombie, J. kick)	
	19 plays, 85 yards, TOP 10:47	21 - 21
OT	15:00 OU - Lamb, CeeDee 10 yd pass from Murray, Kyler (Seibert, Austin kick)	
	2 plays, 0 yards, TOP 0:00	21 - 28

	ARMY	OU
FIRST DOWNS	26	19
RUSHES-YARDS (NET)	78-339	25-190
PASSING YDS (NET)	40	165
Passes Att-Comp-Int	9-3-2	15-11-1
TOTAL OFFENSE PLAYS-YARDS	87-379	40-355
Fumble Returns-Yards	0-0	0-0
Punt Returns-Yards	0-0	1-7
Kickoff Returns-Yards	0-0	3-80
Interception Returns-Yards	1-0	2-6
Punts (Number-Avg)	2-41.5	1-36.0
Fumbles-Lost	0-0	0-0
Penalties-Yards	6-50	4-20
Possession Time	44:41	15:19
Third-Down Conversions	13 of 21	1 of 3
Fourth-Down Conversions	4 of 5	0 of 1
Red-Zone Scores-Chances	3-3	2-4
Sacks By: Number-Yards	1-9	0-0

RUSHING: Army — Hopkins, Kelvin 25-102; Walker, Kell 12-80; Woolfolk, D. 21-71; Asberry, Jordan 5-36; Davidson, Andy 5-20; Holt, Calen 5-16; Slomka, Connor 3-7; Coates, Glen 1-4; McCoy, Sandon 1-3. **Oklahoma** — Sermon, Trey 18-119; Murray, Kyler 7-71.

PASSING: Army — Hopkins, Kelvin 3-8-2-40; Cooper, Fred 0-1-0-0. **Oklahoma** — Murray, Kyler 11-15-1-165.

RECEIVING: Army — Walker, Kell 3-40. **Oklahoma** — Lamb, CeeDee 4-22; Calcaterra, Grant 2-47; Morris, Lee 1-38; Tease, Myles 1-20; Miller, A.D. 1-15; Pledger, T.J. 1-12; Meier, Carson 1-11.

TACKLES (UA-A): Army — Riley, Elijah 5-4; Regan, Max 6-1; McClinton, J. 6-0; Nachtigal, J. 2-3; Christiansen, C. 0-3; Reynolds, Mike 2-0; Parker, Ryan 1-1; Wright, Raymond 1-0; Holland, Bryce 1-0; Gibson, James 1-0; Ramirez, C. 1-0; Patterson, E. 0-1; Oyetuga, Wunmi 0-1; Skyers, Chris 0-1; Holt, Calen 0-1. **Oklahoma** — Murray, Kenneth 6-22; Bolton, Curtis 8-15; Jackson, Mark 6-9; Mann, Kenneth 3-8; Haughton, Kahlii 4-5; Jones, Ryan 5-3; Gallimore, Neville 0-8; Radley-Hiles, Brendan 2-2; Motley, Parnell 2-1; Bledsoe, Amani 2-0; Perkins, Ronnie 1-1; Norwood, Tre 1-1; Faamatau, Dillon 0-1.

9/29/18 • Gaylord Family – Oklahoma Memorial Stadium (86,642) • Norman			
	BAYLOR		33
	#6 OKLAHOMA		66

NORMAN — Quarterback Kyle Murray tied the school record for touchdowns accounted for in a game with seven as No. 6/5 Oklahoma (5-0, 2-0) downed Baylor (3-2, 1-1) by a 66-33 count in Norman. Murray, who also set the school and Big 12 single-game record for passing efficiency rating (348.0); the previous OU record was 303.3) was 17 for 21 for 432 yards and six touchdowns, while rushing 10 times for 45 yards and a score.

OU's 66 points were tied for its second most against a Big 12 team. The Sooners racked up 607 yards and averaged 11.24 yards per play (tied for third highest in school history).

Marquise Brown (132 yards, 2 TDs), CeeDee Lamb (101 yards, 1 TD) and Lee Morris (61 yards, 2 TDs) led OU's receivers, while Kennedy Brooks ran for team and career highs of 107 yards on eight carries (13.4 average) and two scores.

One week after registering 28 tackles against Army, Kenneth Murray posted a team-high 17 against the Bears, and was followed by Curtis Bolton (16) and Kahlil Haughton (11). Freshman defensive end Ronnie Perkins had 2.0 sacks and three quarterback hurries.

Score by Quarters	1	2	3	4	Score
Baylor	6	3	14	10	33
Oklahoma	14	14	21	17	66

Record: (3-2, 1-1)
Record: (5-0, 2-0)

Scoring Summary:

1st	12:58 OU - Morris, Lee 9 yd pass from Murray, Tyler (Seibert, Austin kick)	
	2 plays, 10 yards, TOP 0:48	0 - 7
	08:38 OU - Calcaterra, Grant 30 yd pass from Murray, Tyler (Seibert, Austin kick)	
	5 plays, 57 yards, TOP 1:42	0 - 14
	02:42 BU - Mims, Denzel 13 yd pass from Brewer, Charlie (Martin, Connor kick failed)	
	12 plays, 75 yards, TOP 5:56	6 - 14
2nd	10:51 OU - Morris, Lee 43 yd pass from Murray, Tyler (Seibert, Austin kick)	
	5 plays, 66 yards, TOP 2:18	6 - 21
	06:36 OU - Brown, Marquise 24 yd pass from Murray, Tyler (Seibert, Austin kick)	
	6 plays, 83 yards, TOP 1:59	6 - 28
	00:00 BU - Martin, Connor 32 yd field goal	
	9 plays, 44 yards, TOP 1:37	9 - 28
3rd	10:22 BU - Hurd, Jalen 2 yd run (Martin, Connor kick)	
	13 plays, 75 yards, TOP 4:38	16 - 28
	09:37 OU - Lamb, CeeDee 86 yd pass from Murray, Tyler (Seibert, Austin kick)	
	3 plays, 89 yards, TOP 0:45	16 - 35
	07:06 BU - Brewer, Charlie 1 yd run (Martin, Connor kick)	
	8 plays, 75 yards, TOP 2:31	23 - 35
	04:09 OU - Brown, Marquise 50 yd pass from Murray, Tyler (Seibert, Austin kick)	
	7 plays, 75 yards, TOP 2:57	23 - 42
	00:00 OU - Murray, Kyle 1 yd run (Seibert, Austin kick)	
	5 plays, 65 yards, TOP 1:59	23 - 49
4th	11:45 BU - Martin, Connor 39 yd field goal	
	11 plays, 53 yards, TOP 3:15	26 - 49
	09:08 OU - Brooks, Kennedy 34 yd run (Seibert, Austin kick)	
	7 plays, 75 yards, TOP 2:37	26 - 56
	05:12 BU - Hurd, Jalen 4 yd pass from Brewer, Charlie (Martin, Connor kick)	
	9 plays, 75 yards, TOP 3:56	33 - 56
	04:59 OU - Brooks, Kennedy 49 yd run (Seibert, Austin kick)	
	1 play, 49 yards, TOP 0:13	33 - 63
	01:20 OU - Seibert, Austin 26 yd field goal	
	4 plays, 22 yards, TOP 2:09	33 - 66

	BU	OU
FIRST DOWNS	33	22
RUSHES-YARDS (NET)	38-77	31-175
PASSING YDS (NET)	416	432
Passes Att-Comp-Int	63-40-0	23-17-0
TOTAL OFFENSE PLAYS-YARDS	101-493	54-607
Fumble Returns-Yards	0-0	0-0
Punt Returns-Yards	1-0	0-0
Kickoff Returns-Yards	0-0	2-32
Interception Returns-Yards	0-0	0-0
Punts (Number-Avg)	5-38.8	3-45.7
Fumbles-Lost	3-1	1-0
Penalties-Yards	9-75	7-80
Possession Time	37:20	22:40
Third-Down Conversions	9 of 20	4 of 8
Fourth-Down Conversions	2 of 4	0 of 0
Red-Zone Scores-Chances	5-5	3-3
Sacks By: Number-Yards	2-15	6-41

RUSHING: Baylor – Hasty, JaMycal 10-43; Lovett, John 9-36; Hurd, Jalen 6-12; Ebner, Trestan 1-6; Fleeks, Josh 1-0; Brewer, Charlie 11-minus 20. **Oklahoma** – Brooks, Kennedy 8-107; Murray, Kyle 10-45; Sermon, Trey 8-19; Kendall, Austin 1-4; Pledger, T.J. 2-4.

PASSING: Baylor – Brewer, Charlie 38-60-0-400; McClendon, Jalen 2-3-0-16. **Oklahoma** – Murray, Kyle 17-21-0-432; Kendall, Austin 0-2-0-0.

RECEIVING: Baylor – Mims, Denzel 11-114; Hurd, Jalen 9-104; Hasty, JaMycal 7-42; Ebner, Trestan 5-53; Jones, Marques 3-26; Platt, Chris 2-54; Thornton, Tyquan 1-11; Henle, Christoph 1-9; Smith, Abram 1-3. **Oklahoma** – Brown, Marquise 5-132; Lamb, CeeDee 3-101; Morris, Lee 3-61; Brooks, Kennedy 2-17; Sermon, Trey 1-51; Calcaterra, Grant 1-30; Willis, Brayden 1-29; Tease, Myles 1-11.

TACKLES (UA-A): Baylor – Williams, Jordan 2-4; Miller, Chris 2-4; Roberts, Greg 5-0; Lynch, James 3-2; Vaughns, V. 2-3; Bernard, Terrell 0-5; Thompson, BJ 3-1; Texada, Raleigh 3-0; Morgan, C. 1-1; Hand, Harrison 1-1; Lewis, Ira 1-0; Pitre, Jalen 1-0; Williams, Deonte 1-0; Woods, JT 1-0; Thomas, Derrek 1-0; Copeland, Jake 0-1; Houston, Jameson 0-1; Roy, Bravion 0-1; Lynch, Blake 0-1; Lockhart, James 0-1. **Oklahoma** – Murray, Kenneth 8-9; Bolton, Curtis 6-10; Haughton, Kahlil 5-6; Motley, Parnell 4-3; Brown, Tre 6-0; Norwood, Tre 4-2; Kelly, Caleb 3-2; Broiles, Justin 3-1; Perkins, Ronnie 2-2; Barnes, Robert 1-2; Gallimore, Neville 1-2; Radley-Hiles, Brendan 0-3; Terry, Jon-Michael 1-1; Jackson, Mark 1-1; White, DaShaun 1-1; Fields, Patrick 1-1; Bledsoe, Amani 1-0; Thomas, Isaiah 1-0; Lott, Tyreece 0-1; Overton, Marquise 0-1.

10/6/18 • Cotton Bowl (92,300) • Dallas		
	#19 TEXAS	48
	#7 OKLAHOMA	45

DALLAS — Oklahoma scored 21 straight fourth-quarter points to tie the game at 45 with 2:38 remaining, but Texas' Cameron Dicker kicked a 40-yard field goal with nine seconds left to give the Longhorns a 48-45 win in the highest-scoring Red River Showdown ever. The loss was just the Sooners' second in the last 29 games against Big 12 opponents.

Texas led 24-17 at halftime and took a 45-24 lead with 56 seconds left in the third quarter. OU quarterback Kyle Murray hit Lee Morris for a 19-yard touchdown with 8:28 to go in the fourth, and then ran for a 67-yard score three minutes later. Trey Sermon's 7-yard TD run tied the game before Texas drove 52 yards to set up the game-winning field goal.

Murray finished with 304 passing yards and a game-high 92 rushing yards. He was 19 for 26 through the air with four TDs and an interception, and lost his first fumble of the year in the third quarter.

Marquise Brown caught nine passes for 131 yards and two TDs, including a 77-yarder which was OU's longest-ever pass play against Texas. CeeDee Lamb caught six passes for 75 yards and a score. OU outgained Texas 532 yards to 501 (9.2 yards per play to 6.7).

Score by Quarters	1	2	3	4	Score
Texas	10	14	21	3	48
Oklahoma	7	10	7	21	45

Record: (5-1, 3-0)
Record: (5-1, 2-1)

Scoring Summary:

1st	12:20 OU - Brown, Marquise 4 yd pass from Murray, Tyler (Seibert, Austin kick)	
	6 plays, 65 yards, TOP 2:40	0 - 7
	10:14 UT - Collin Johnson 2 yd pass from Lil'J Humphrey (Cameron Dicker kick)	
	5 plays, 75 yards, TOP 2:06	7 - 7
	05:58 UT - Cameron Dicker 44 yd field goal	
	4 plays, 17 yards, TOP 1:59	10 - 7
2nd	14:56 OU - Seibert, Austin 32 yd field goal	
	11 plays, 60 yards, TOP 6:02	10 - 10
	10:18 UT - Tre Watson 28 yd pass from Sam Ehlinger (Cameron Dicker kick)	
	10 plays, 75 yards, TOP 4:38	17 - 10
	05:12 UT - Sam Ehlinger 9 yd run (Cameron Dicker kick)	
	8 plays, 75 yards, TOP 3:02	24 - 10
	00:28 OU - Lamb, CeeDee 5 yd pass from Murray, Tyler (Seibert, Austin kick)	
	11 plays, 82 yards, TOP 4:44	24 - 17
3rd	10:26 UT - Sam Ehlinger 5 yd run (Cameron Dicker kick)	
	11 plays, 75 yards, TOP 4:34	31 - 17
	09:15 OU - Brown, Marquise 77 yd pass from Murray, Tyler (Seibert, Austin kick)	
	3 plays, 83 yards, TOP 1:11	31 - 24
	06:21 UT - Sam Ehlinger 2 yd run (Cameron Dicker kick)	
	5 plays, 23 yards, TOP 1:59	38 - 24
	00:56 UT - Lil'J Humphrey 15 yd pass from Sam Ehlinger (Cameron Dicker kick)	
	9 plays, 82 yards, TOP 4:04	45 - 24
4th	08:28 OU - Morris, Lee 19 yd pass from Murray, Tyler (Seibert, Austin kick)	
	6 plays, 54 yards, TOP 2:00	45 - 31
	05:11 OU - Murray, Kyle 67 yd run (Seibert, Austin kick)	
	1 yards, 67 yards, TOP 0:11	45 - 38
	02:38 OU - Sermon, Trey 7 yd run (Seibert, Austin kick)	
	3 plays, 57 yards, TOP 1:05	45 - 45
	00:09 UT - Cameron Dicker 40 yd field goal	
	9 plays, 52 yards, TOP 2:29	48 - 45

	UT	OU
FIRST DOWN	27	21
RUSHES-YARDS (NET)	38-177	31-222
PASSING YDS (NET)	324	310
Passes Att-Comp-Int	37-26-0	27-20-1
TOTAL OFFENSE PLAYS-YARDS	75-501	58-532
Fumble Returns-Yards	0-0	0-0
Punt Returns-Yards	1-1	1-7
Kickoff Returns-Yards	0-0	3-71
Interception Returns-Yards	1-19	0-0
Punts (Number-Avg)	4-36.2	3-46.3
Fumbles-Lost	0-0	2-2
Penalties-Yards	6-43	7-73
Possession Time	33:50	26:10
Third-Down Conversions	6 of 14	3 of 8
Fourth-Down Conversions	2 of 2	1 of 1
Red-Zone Scores-Chances	5-5	5-5
Sacks By: Number-Yards	2-18	1-12

RUSHING: Texas – Keanontay Ingram 13-86; Sam Ehlinger 19-72; Tre Watson 6-19. **Oklahoma** – Murray, Kyle 11-92; Sermon, Trey 9-54; Sutton, Marcelias 8-42; Brooks, Kennedy 3-34.

PASSING: Texas – Sam Ehlinger 24-35-0-314; Lil'J Humphrey 2-2-0-10. **Oklahoma** – Murray, Kyle 19-26-1-304; Kendall, Austin 1-1-0-6.

RECEIVING: Texas – Lil'J Humphrey 9-133; Collin Johnson 6-81; Devin Duvernay 3-34; Tre Watson 3-30; Andrew Beck 3-29; John Burt 1-9; Sam Ehlinger 1-8. **Oklahoma** – Brown, Marquise 9-131; Lamb, CeeDee 6-75; Sermon, Trey 2-63; Morris, Lee 2-33; Meier, Carson 1-18; Miller, A.D. 0-minus 10.

TACKLES (UA-A): Texas – Brandon Jones 5-4; Caden Sterns 6-1; B.J. Foster 5-1; P.J. Locke III 4-2; Davante Davis 4-1; Anthon Wheeler 2-2; Charle Omenihu 3-0; Gary Johnson 1-2; Kris Boyd 2-0; Breckyn Hager 1-1; D'An Christmas 1-0; Cameron Dicker 1-0; Chris Brown 1-0; D. Overshown 0-1; Gerald Wilbon 0-1; Josh Thompson 0-1; Marqez Bimage 0-1. **Oklahoma** – Bolton, Curtis 6-7; Murray, Kenneth 6-4; Haughton, Kahlil 4-5; Motley, Parnell 1-6; Mann, Kenneth 3-3; Radley-Hiles, Brendan 3-3; Barnes, Robert 1-4; Norwood, Tre 3-1; Brown, Tre 3-1; Jackson, Mark 3-0; Broiles, Justin 2-1; Faamatau, Dillon 0-3; Kelly, Caleb 0-3; Gallimore, Neville 0-3; Bledsoe, Amani 0-2; Tease, Myles 1-0; Lott, Tyreece 0-1; Perkins, Ronnie 0-1.

10/20/18 • Amon G. Carter Stadium (45,055) • Fort Worth, Texas		
	#9 OKLAHOMA	52
	TCU	27

FORT WORTH, Texas — Oklahoma outgained TCU 536 yards to 275 and produced a pair of 100-yard rushers in a 52-27 road win. The victory extended OU's true-road-game winning streak to a nation-leading 18 contests.

The Sooners' 52 points were tied for their most ever against TCU (also two years ago in Fort Worth) and the game marked the fourth straight in the series that OU scored at least 38 points. The Horned Frogs' 275 yards were the third fewest by an OU opponent in the 21-game Lincoln Riley era.

Kennedy Brooks ran for a career-high 168 yards on 18 carries (9.3 average) and a touchdown, and Trey Sermon added 110 yards and two TDs on 17 carries (6.5 average) as the Sooners registered a 323-112 advantage in rushing yards. Tyler Murray was 19 for 24 through the air for 213 yards and four TDs without an interception, marking the sixth straight game he has thrown for at least three scores.

CeeDee Lamb caught five passes for 91 yards and a score, while Lee Morris added two TD receptions on his two catches. Carson Meier recorded his second-career TD grab.

The Horned Frogs completed just 40 percent of their pass attempts (10 for 25) and averaged 3.7 yards per rush (long of 16). Kenneth Murray led the Sooners with 11 tackles (two for loss and one sack), and Parnell Motley recorded his third interception of the season to set up OU's final score late in the game.

Score by Quarters	1	2	3	4	Score
Oklahoma	14	14	10	14	52
TCU	7	17	3	0	27

Record: (6-1, 3-1)

Record: (3-4, 1-3)

Scoring Summary:

1st	09:16 OU - Lamb, CeeDee 37 yd pass from Murray, Tyler (Seibert, Austin kick)	6 plays, 84 yards, TOP 2:18	7 - 0
	09:04 TCU - Turpin, K. 99 yd kickoff return (Song, Jonathan kick)		7 - 7
	01:37 OU - Sermon, Trey 4 yd run (Seibert, Austin kick)	14 plays, 70 yards, TOP 7:21	14 - 7
2nd	10:46 OU - Brooks, Kennedy 21 yd run (Seibert, Austin kick)	7 plays, 66 yards, TOP 3:51	21 - 7
	08:25 OU - Morris, Lee 9 yd pass from Murray, Tyler (Seibert, Austin kick)	4 plays, 58 yards, TOP 1:28	28 - 7
	07:55 TCU - Turpin, K. 41 yd pass from Collins, M. (Song, Jonathan kick)	3 plays, 53 yards, TOP 0:24	28 - 14
	05:00 TCU - Reagor, Jalen 33 yd pass from Collins, M. (Song, Jonathan kick)	1 play, 33 yards, TOP 0:07	28 - 21
	00:09 TCU - Bunce, Cole 41 yd field goal		28 - 24
3rd	10:42 OU - Seibert, Austin 37 yd field goal	10 plays, 55 yards, TOP 4:18	31 - 24
	07:15 TCU - Bunce, Cole 41 yd field goal	9 plays, 31 yards, TOP 3:26	31 - 27
	04:32 OU - Morris, Lee 27 yd pass from Murray, Tyler (Seibert, Austin kick)	6 plays, 75 yards, TOP 2:43	38 - 27
4th	12:53 OU - Sermon, Trey 33 yd run (Seibert, Austin kick)	4 plays, 71 yards, TOP 1:53	45 - 27
	04:17 OU - Meier, Carson 1 yd pass from Murray, Tyler (Seibert, Austin kick)	3 plays, 3 yards, TOP 1:30	52 - 27

	OU	TCU
FIRST DOWNS	26	12
RUSHES-YARDS (NET)	47-323	30-112
PASSING YDS (NET)	213	163
Passes Att-Comp-Int	25-19-0	25-10-1
TOTAL OFFENSE PLAYS-YARDS	72-536	55-275
Fumble Returns-Yards	0-0	0-0
Punt Returns-Yards	0-0	1-25
Kickoff Returns-Yards	2-35	4-189
Interception Returns-Yards	1-10	0-0
Punts (Number-Avg)	4-41.8	5-38.4
Fumbles-Lost	0-0	0-0
Penalties-Yards	8-60	2-10
Possession Time	37:04	22:56
Third-Down Conversions	3 of 12	4 of 14
Fourth-Down Conversions	3 of 3	0 of 1
Red-Zone Scores-Chances	4-4	0-1
Sacks By: Number-Yards	2-5	1-5

RUSHING: Oklahoma — Brooks, Kennedy 18-168; Sermon, Trey 17-110; Murray, Tyler 9-51; TEAM 3-minus 6. **TCU** — Collins, M. 7-36; Olonilua, Sewo 11-34; Anderson, D. 6-32; Demercado, E. 3-8; Davis, Derius 1-2; Robinson, Shawn 2-0.

PASSING: Oklahoma — Murray, Tyler 19-24-0-213; Lamb, CeeDee 0-1-0-0. **TCU** — Collins, M. 7-17-1-142; Robinson, Shawn 3-8-0-21.

RECEIVING: Oklahoma — Lamb, CeeDee 5-91; Brown, Marquise 5-41; Calcaterra, Grant 3-20; Morris, Lee 2-36; Meier, Carson 2-17; Brooks, Kennedy 2-8. **TCU** — Turpin, K. 5-62; Stephens, John 1-47; Reagor, Jalen 1-33; Barber, Taye 1-10; Meeking, N. 1-8; Stewart, J. 1-3.

TACKLES (UA-A): Oklahoma — Murray, Kenneth 8-3; Houghton, Kahli 5-1; Bolton, Curtis 3-3; Brown, Tre 3-1; Gallimore, Neville 2-1; Norwood, Tre 1-2; Barnes, Robert 0-3; Jackson, Mark 2-0; Bledsoe, Amani 1-1; Perkins, Ronnie 0-2; Radley-Hiles, Brendan 0-2; Broiles, Justin 1-0; Redmond, Jalen 1-0; Turner-Yell, Delarrin 1-0; Jones, Ryan 1-0; Faamatau, Dillon 1-0; Motley, Parnell 1-0; Mann, Kenneth 0-1. **TCU** — Summers, Ty 7-3; Simmons, M. 4-5; Wallow, Garrett 6-1; Moehrig-Woodard 5-2; Johnson, Jawuan 2-3; Issahaku, R. 2-3; Banogu, Ben 2-2; Cooper, Terrell 2-1; Scott, Vernon 1-2; Gladney, Jeff 2-0; Lewis, Julius 2-0; Collier, L.J. 1-1; Evans, Arico 1-1; Bethley, Corey 0-2; Dunham, Alec 0-1; Washington, A. 0-1; Daniels, Noah 0-1; Broadnax, J. 0-1; Olonilua, Sewo 0-1; Turpin, K. 0-1.

10/27/18 • Gaylord Family — Oklahoma Memorial Stadium (86,436) • Norman		
	KANSAS STATE	14
	#8 OKLAHOMA	51

NORMAN — Tyler Murray threw for 352 yards and three touchdowns, and ran for 46 yards and another score as Oklahoma scored on its first nine possessions and registered a season-high 702 yards in a 51-14 win over Kansas State on Homecoming.

Murray, who did not play in the last 23:20 of the game, was 19 for 24 through the air and registered his seventh straight game of at least three TD passes.

CeeDee Lamb caught four passes for a career-high 160 yards (40.0 average) and touchdowns of 82 and 57 yards. It was his seventh straight game with at least one touchdown grab. Grant Calcaterra registered OU's other receiving score, a 35-yarder on the game's opening possession. Kennedy Brooks gained 94 yards on just five carries (18.8 average) and scored on runs of 3 and 86 yards. The 86-yarder was OU's longest rush of the season and tied as its longest play of the year.

Curtis Bolton and Kenneth Murray led the Sooners with seven tackles each. Bolton and freshman Jalen Redmond, playing in his second-career game, each registered 2.5 tackles for loss. OU surrendered points on just two of Kansas State's 11 possessions. Austin Seibert was 3 for 3 on field goals and tallied 15 points. He tied the NCAA career records in extra-point makes (274) and attempts (278).

Score by Quarters	1	2	3	4	Score
Kansas State	0	7	0	7	14
Oklahoma	17	17	14	3	51

Record: (3-5, 1-4)

Record: (7-1, 4-1)

Scoring Summary:

1st	12:56 OU - Calcaterra, Grant 35 yd pass from Murray, Tyler (Seibert, Austin kick)	7 plays, 69 yards, TOP 2:04	0 - 7
	07:30 OU - Seibert, Austin 32 yd field goal	9 plays, 59 yards, TOP 3:39	0 - 10
	01:35 OU - Lamb, CeeDee 82 yd pass from Murray, Tyler (Seibert, Austin kick)	2 plays, 81 yards, TOP 0:43	0 - 17
2nd	10:03 KSU - Thompson, S. 5 yd run (Lynch, Blake kick)	14 plays, 75 yards, TOP 6:32	7 - 17
	07:29 OU - Brooks, Kennedy 3 yd run (Seibert, Austin kick)	7 plays, 75 yards, TOP 2:34	7 - 24
	02:15 OU - Murray, Tyler 9 yd run (Seibert, Austin kick)	8 plays, 90 yards, TOP 3:08	7 - 31
	00:22 OU - Seibert, Austin 27 yd field goal	5 plays, 12 yards, TOP 1:46	7 - 34
3rd	12:29 OU - Brooks, Kennedy 86 yd run (Seibert, Austin kick)	2 plays, 91 yards, TOP 0:46	7 - 41
	08:20 OU - Lamb, CeeDee 57 yd pass from Murray, Tyler (Seibert, Austin kick)	5 plays, 73 yards, TOP 2:37	7 - 48
4th	12:57 OU - Seibert, Austin 22 yd field goal	14 plays, 84 yards, TOP 7:57	7 - 51
	09:54 KSU - Silmon, Justin 9 yd run (Lynch, Blake kick)	6 plays, 75 yards, TOP 3:03	14 - 51

	KSU	OU
FIRST DOWNS	13	32
RUSHES-YARDS (NET)	32-137	39-322
PASSING YDS (NET)	108	380
Passes Att-Comp-Int	21-13-0	29-22-0
TOTAL OFFENSE PLAYS-YARDS	53-245	68-702
Fumble Returns-Yards	0-0	0-0
Punt Returns-Yards	0-0	2-10
Kickoff Returns-Yards	2-41	1-27
Interception Returns-Yards	0-0	0-0
Punts (Number-Avg)	7-46.9	1-36.0
Fumbles-Lost	2-1	2-0
Penalties-Yards	4-50	5-69
Possession Time	27:36	32:24
Third-Down Conversions	4 of 12	6 of 10
Fourth-Down Conversions	1 of 1	0 of 0
Red-Zone Scores-Chances	2-2	5-5
Sacks By: Number-Yards	0-0	0-0

RUSHING: Kansas State — Thompson, S. 7-54; Silmon, Justin 8-51; Barnes, Alex 13-28; Warmack, Dalvin 3-6; TEAM 1-minus 2. **Oklahoma** — Brooks, Kennedy 5-94; Pledger, T.J. 13-91; Sermon, Trey 8-58; Murray, Tyler 5-46; Sutton, Marcelias 3-18; Kendall, Austin 3-17; TEAM 2-minus 2.

PASSING: Kansas State — Thompson, S. 13-21-0-108. **Oklahoma** — Murray, Tyler 19-24-0-352; Kendall, Austin 3-4-0-28; Basquine, Nick 0-1-0-0.

RECEIVING: Kansas State — Schoen, Dalton 4-47; Knowles, Malik 3-25; Zuber, Isaiah 2-18; Harter, Adam 1-11; Gill, Wykeen 1-7; Reuter, Zach 1-6; Silmon, Justin 1-minus 6. **Oklahoma** — Lamb, CeeDee 4-160; Sermon, Trey 4-27; Calcaterra, Grant 2-57; Basquine, Nick 2-30; Brown, Marquise 2-10; Morris, Lee 2-11; Rambo, Charleston 1-17; Meier, Carson 1-16; Turner, Reggie 1-16; Tease, Myles 1-12; Miller, A.D. 1-10; Hall, Jeremiah 1-2.

TACKLES (UA-A): Kansas State — Neil Jr., W. 6-3; Patton, Da'Quan 4-4; Ball, Kyle 3-4; Walker, Eli 1-4; McPherson, J. 2-2; Goolsby, Denzel 2-2; Dishon, Trey 2-2; Parker, A.J. 2-2; Adams, Kendall 1-3; Hughes, Justin 1-3; McGee, Kevin 2-1; Hubert, Wyatt 2-1; Robinson, Lance 1-2; Johnston, Chase 2-0; Walker, Reggie 2-0; Gammon, Blaise 1-0; Mittie, Jordan 1-0; Durham, J. 1-0; Massie, Bronson 0-1. **Oklahoma** — Bolton, Curtis 4-3; Murray, Kenneth 2-5; Motley, Parnell 4-1; Redmond, Jalen 3-2; Bledsoe, Amani 3-0; Kelly, Caleb 2-1; Houghton, Kahli 2-1; Norwood, Tre 2-1; Barnes, Robert 1-2; White, DaShaun 1-2; Mann, Kenneth 0-3; Edwards, Miguel 1-1; Gallimore, Neville 1-1; Jones, Ryan 1-1; Parker, Jordan 0-2; Overton, Marquise 0-2; Broiles, Justin 1-0; Radley-Hiles, Brendan 1-0; Faamatau, Dillon 0-1; Perkins, Ronnie 0-1.

11/3/18 • Jones AT&T Stadium (60,454) • Lubbock, Texas			
	#7 OKLAHOMA		51
	TEXAS TECH		46

LUBBOCK, Texas — Quarterback Kyler Murray recovered from a pair of early interceptions that led to a two-touchdown deficit, throwing for 360 yards and three touchdowns and running for 100 yards and another score to rally No. 7 Oklahoma to a 51-46 victory over Texas Tech. Murray became the first player in OU history to pass for at least 300 yards and rush for at least 100 in a game.

Trey Sermon set career highs with 206 yards rushing and three touchdowns as the Sooners stayed in the hunt for a return to the College Football Playoff with their 19th straight win in a true road game and 14th consecutive November victory.

The Red Raiders led 31-28 at halftime, but Murray protected the ball the rest of the way after the two interceptions, and led the Sooners to 687 total yards.

Lee Morris caught two of Murray's TDs, the second a 46-yarder that put OU ahead for good, 35-31, in the third quarter. Morris finished with a career-high 101 yards receiving.

Score by Quarters	1	2	3	4	Score	
Oklahoma	7	21	7	16	51	Record: (8-1, 5-1)
Texas Tech	14	17	0	15	46	Record: (5-4, 3-3)

Scoring Summary:

1st	11:03	TTU - Vasher, T.J. 6 yd pass from Bowman, Alan (Hatfield, Clayt kick)	
		2 plays, 3 yards, TOP 0:38	0 - 7
	06:59	TTU - Henry, Ta'Zawn 14 yd pass from Duffey, Jett (Hatfield, Clayt kick)	
		4 plays, 25 yards, TOP 1:44	0 - 14
	04:11	OU - Morris, Lee 16 yd pass from Murray, Kyler (Seibert, Austin kick)	
		6 plays, 75 yards, TOP 2:48	7 - 14
2nd	14:03	TTU - Hatfield, Clayt 43 yd field goal	
		10 plays, 50 yards, TOP 5:08	7 - 17
	12:17	OU - Murray, Kyler 12 yd run (Seibert, Austin kick)	
		6 plays, 75 yards, TOP 1:46	14 - 17
	11:35	TTU - Ward, Da'Leon 45 yd pass from Bowman, Alan (Hatfield, Clayt kick)	
		3 plays, 75 yards, TOP 0:42	14 - 24
	08:53	OU - Sermon, Trey 5 yd run (Seibert, Austin kick)	
		8 plays, 83 yards, TOP 2:42	21 - 24
	04:22	OU - Meier, Carson 5 yd pass from Murray, Kyler (Seibert, Austin kick)	
		7 plays, 99 yards, TOP 3:31	28 - 24
	00:56	TTU - Ward, Da'Leon 1 yd run (Hatfield, Clayt kick)	
		9 plays, 75 yards, TOP 3:26	28 - 31
3rd	12:05	OU - Morris, Lee 46 yd pass from Murray, Kyler (Seibert, Austin kick)	
		4 plays, 69 yards, TOP 1:21	35 - 31
4th	14:43	TTU - Hatfield, Clayt 26 yd field goal	
		5 plays, 54 yards, TOP 1:34	35 - 34
	11:54	OU - Sermon, Trey 20 yd run (Seibert, Austin kick)	
		8 plays, 75 yards, TOP 2:49	42 - 34
	06:54	TTU - Austin, Zach 4 yd pass from Duffey, Jett (Collins, Seth pass intcpt)	
		12 plays, 75 yards, TOP 5:00	42 - 40
	06:54	OU - Barnes, Robert PAT return	
			44 - 40
	02:51	OU - Sermon, Trey 30 yd run (Seibert, Austin kick)	
		7 plays, 75 yards, TOP 4:03	51 - 40
	01:05	TTU - Duffey, Jett 1 yd run (Duffey, Jett pass failed)	
		8 plays, 54 yards, TOP 1:46	51 - 46

	OU	TTU
FIRST DOWNS	32	23
RUSHES-YARDS (NET)	44-323	27-107
PASSING YDS (NET)	360	366
Passes Att-Comp-Int	35-20-2	44-30-0
TOTAL OFFENSE PLAYS-YARDS	79-683	71-473
Fumble Returns-Yards	0-0	0-0
Punt Returns-Yards	1-9	0-0
Kickoff Returns-Yards	2-34	1-41
Interception Returns-Yards	0-0	2-48
Punts (Number-Avg)	3-35.0	5-49.4
Fumbles-Lost	0-0	0-0
Penalties-Yards	10-113	7-69
Possession Time	32:11	27:49
Third-Down Conversions	5 of 10	3 of 13
Fourth-Down Conversions	0 of 1	2 of 2
Red-Zone Scores-Chances	5-5	6-6
Sacks By: Number-Yards	2-10	1-2

RUSHING: Oklahoma – Sermon, Trey 26-206; Murray, Kyler 11-100; Brooks, Kennedy 4-21; Brown, Marquise 1-0; TEAM 2-minus 4. **Texas Tech** – Ward, Da'Leon 8-53; Duffey, Jett 13-47; Felton, Dem. 1-5; Bowman, Alan 1-3; Henry, Ta'Zawn 3-0; TEAM 1-minus 1.

PASSING: Oklahoma – Murray, Kyler 20-35-2-360. **Texas Tech** – Bowman, Alan 21-26-0-227; Duffey, Jett 9-17-0-139; Collins, Seth 0-1-0-0.

RECEIVING: Oklahoma – Oklahoma-Brown, Marquise 5-76; Morris, Lee 4-101; Lamb, CeeDee 4-51; Calcaterra, Grant 3-48; Meier, Carson 2-35; Hall, Jeremiah 1-34; Rambo, Charleston 1-15. **Texas Tech** – Wesley, Antoine 12-199; Vasher, T.J. 6-42; Ward, Da'Leon 5-74; Collins, Seth 3-23; Henry, Ta'Zawn 1-14; High, Ja'Deion 1-7; Austin, Zach 1-4; Carter, KeSean 1-3.

TACKLES (UA-A): Oklahoma – Murray, Kenneth 7-4; Motley, Parnell 3-2; Perkins, Ronnie 3-2; Barnes, Robert 2-3; Turner-Yell, Delarrin 2-3; Norwood, Tre 4-0; Brown, Tre 4-0; Bolton, Curtis 3-1; Broiles, Justin 1-2; Bledsoe, Amani 1-1; Miller, A.D. 1-0; Jackson, Mark 1-0; Overton, Marquise 1-0; Jones, Ryan 1-0; Gallimore, Neville 1-0; Murray, Kyler 1-0; Powers, Ben 1-0; Parker, Jordan 0-1; Mann, Kenneth 0-1. **Texas Tech** – Dorsey, V. 5-6; Johnson, Jah. 6-4; Brooks, Jordyn 3-6; Jeffers, Riko 3-4; Smith, Desmond 3-2; Howard, Eli 2-2; Fields, D. 1-3; Parker, Justus 2-1; Wallace, Joseph 1-1; Frye, Adrian 1-1; Washington, B. 1-1; Jones, Tony 1-1; McCann, Nick 1-0; Leggett, Thomas 1-0; Wesley, Antoine 1-0; Stringer, B. 1-0; Allen, Dakota 1-0; Addison, Quincy 1-0; Gordon, Preston 1-0.

11/10/18 • Gaylord Family – Oklahoma Memorial Stadium (87,635) • Norman		
	OKLAHOMA STATE	47
	#6 OKLAHOMA	48

NORMAN — No. 6 Oklahoma ran for 353 yards and threw for 349 in a 48-47 victory over Oklahoma State, the Sooners' 14th Bedlam win in the last 16 meetings.

Trey Sermon scored a touchdown on a 1-yard run with 3:29 remaining to put OU up 48-41, only to see the Cowboys counter with a touchdown with 1:03 to go. OSU went for two and the lead, but an incomplete pass resulted in the final one-point advantage for the Sooners, who finished with 702 yards and averaged 9.1 yards per play.

OU quarterback Kyler Murray was 21 for 29 through the air for 349 yards and a touchdown pass while running for 66 yards. Kennedy Brooks (165) and Trey Sermon (124) both cracked the century mark in rushing yards. Brooks scored three touchdowns and averaged 11.0 yards per carry, while Sermon ran for two TDs and averaged 7.8 yards per rush. Marquise Brown, who scored his first touchdown since the Texas game, finished with eight receptions for 142 yards. His score came on a 51-yard pass from Murray late in the second quarter.

Score by Quarters	1	2	3	4	Score	
Oklahoma State	14	14	7	12	47	Record: (5-5, 2-5)
Oklahoma	14	20	7	7	48	Record: (9-1, 6-1)

Scoring Summary:

1st	13:16	OU - Sermon, Trey 1 yd run (Seibert, Austin kick)	
		4 plays, 75 yards, TOP 1:44	0 - 7
	11:59	OSU - Hill, Justice 1 yd run (Ammendola, Matt kick)	
		4 plays, 75 yards, TOP 1:17	7 - 7
	09:06	OU - Brooks, Kennedy 1 yd run (Seibert, Austin kick)	
		7 plays, 75 yards, TOP 2:53	7 - 14
	05:30	OSU - Johnson, Tyron 31 yd pass from Cornelius, T. (Ammendola, Matt kick)	
		10 plays, 75 yards, TOP 3:36	14 - 14
2nd	13:37	OU - Seibert, Austin 21 yd field goal	
		13 plays, 79 yards, TOP 6:53	14 - 17
	13:04	OSU - Wallace, Tylan 49 yd pass from Cornelius, T. (Ammendola, Matt kick)	
		4 plays, 75 yards, TOP 0:33	21 - 17
	11:38	OU - Brooks, Kennedy 45 yd run (Seibert, Austin kick)	
		3 plays, 73 yards, TOP 1:26	21 - 24
	07:22	OU - Seibert, Austin 36 yd field goal	
		7 plays, 10 yards, TOP 2:37	21 - 27
	01:25	OU - Brown, Marquise 51 yd pass from Murray, Kyler (Seibert, Austin kick)	
		4 plays, 85 yards, TOP 1:09	21 - 34
	00:31	OSU - Hubbard, Chuba 10 yd run (Ammendola, Matt kick)	
		5 plays, 75 yards, TOP 0:54	28 - 34
3rd	07:32	OSU - Hubbard, Chuba 2 yd run (Ammendola, Matt kick)	
		9 plays, 60 yards, TOP 2:53	35 - 34
	00:00	OU - Brooks, Kennedy 5 yd run (Seibert, Austin kick)	
		8 plays, 93 yards, TOP 3:31	35 - 41
4th	12:20	OSU - Hubbard, Chuba 3 yd run (Ammendola, Matt kick failed)	
		10 plays, 75 yards, TOP 2:40	41 - 41
	03:29	OU - Sermon, Trey 1 yd run (Seibert, Austin kick)	
		6 plays, 64 yards, TOP 2:40	41 - 48
	01:03	OSU - Wallace, Tylan 24 yd pass from Cornelius, T. (Cornelius, T. pass failed)	
		9 plays, 71 yards, TOP 2:26	47 - 48

	OSU	OU
FIRST DOWNS	39	29
RUSHES-YARDS (NET)	33-139	47-353
PASSING YDS (NET)	501	349
Passes Att-Comp-Int	53-34-0	30-21-0
TOTAL OFFENSE PLAYS-YARDS	86-640	77-702
Fumble Returns-Yards	0-0	0-0
Punt Returns-Yards	1-2	2-62
Kickoff Returns-Yards	1-23	4-72
Interception Returns-Yards	0-0	0-0
Punts (Number-Avg)	4-41.0	3-36.7
Fumbles-Lost	1-1	0-0
Penalties-Yards	5-31	8-70
Possession Time	26:11	33:49
Third-Down Conversions	10 of 16	3 of 10
Fourth-Down Conversions	1 of 1	1 of 2
Red-Zone Scores-Chances	5-5	6-6
Sacks By: Number-Yards	3-18	2-14

RUSHING: Oklahoma State – Hubbard, Chuba 22-104; Hill, Justice 5-35; Brown, LD 1-5; Cornelius, T. 5-minus 5. **Oklahoma** – Brooks, Kennedy 15-165; Sermon, Trey 16-124; Murray, Kyler 14-66; Brown, Marquise 1-0; TEAM 1-minus 2.

PASSING: Oklahoma State – Cornelius, T. 34-53-0-501. **Oklahoma** – Murray, Kyler 21-29-0-349; TEAM 0-1-0-0.

RECEIVING: Oklahoma State – Johnson, Tyron 11-128; Wallace, Tylan 10-220; Stoner, Dillon 5-70; Hubbard, Chuba 5-49; Wolf, Landon 2-19; Woods, Jelani 1-15. **Oklahoma** – Brown, Marquise 8-142; Lamb, CeeDee 3-52; Meier, Carson 2-45; Sermon, Trey 2-33; Morris, Lee 2-33; Tease, Myles 2-17; Basquine, Nick 1-23; Brooks, Kennedy 1-4.

TACKLES (UA-A): Oklahoma State – Rodriguez, M. 9-3; Edison-McGruder 9-3; Phillips, Justin 6-2; Williams, R. 5-1; Bernard, Jarrick 4-2; Green, A.J. 4-2; Bundage, Calvin 4-1; Harper, Devin 3-1; Smith, Enoch 1-3; Ogbongbemiga, A. 2-1; McCalister, T. 1-2; Walterscheid, C. 2-0; Brailford, J. 1-1; Carter, Trey 0-2; Redwine-Bryant 1-0; Owens, Jarrell 1-0; Williams, Kanion 1-0; Henry, Kevin 0-1; Givens, Malik 0-1. **Oklahoma** – Murray, Kenneth 3-8; Bolton, Curtis 2-6; Brown, Tre 7-0; Kelly, Caleb 4-3; Barnes, Robert 6-0; Motley, Parnell 6-0; Norwood, Tre 4-2; Gallimore, Neville 3-2; Radley-Hiles, Brendan 3-1; Perkins, Ronnie 1-3; Mann, Kenneth 1-2; Bledsoe, Amani 0-3; Jackson, Mark 1-1; Lott, Tyreece 0-2; Parker, Jordan 1-0; Turner-Yell, Delarrin 1-0; Overton, Marquise 0-1.

11/17/18 • Gaylord Family – Oklahoma Memorial Stadium (86,371) • Norman			
	KANSAS		40
	#6 OKLAHOMA		55

NORMAN — No. 6 Oklahoma finished its home schedule with a 7-0 record by downing Kansas 55-40, and Lincoln Riley set the OU record for most wins by a head coach in his first two seasons (he improved to 22-3).

The Sooners finished the night with 566 yards of offense, going over the 500-yard mark for the seventh straight game and ninth time of the season.

Kyler Murray was electric with his feet, running eight times for 99 yards and a career-high three touchdowns. Included was a 75-yard up-the-middle sprint-and-score. He was 21 for 32 through the air for 272 yards and two touchdowns.

Running back Kennedy Brooks rushed for a career-high 171 yards and two touchdowns on 25 carries (6.8 average) after starter Trey Sermon was lost for the game due to an injury sustained on OU's first offensive play. Fullback Carson Meier (20-yarder) and tight end Grant Calcaterra (11-yarder) accounted for the Sooners' touchdown receptions.

Linebacker Curtis Bolton, who led OU with 10 tackles, registered his second touchdown of the season on a blocked punt that gave the Sooners a 48-24 lead.

Score by Quarters	1	2	3	4	Score	
Kansas	7	3	7	23	40	Record: (3-8, 1-7)
Oklahoma	7	14	14	20	55	Record: (10-1, 7-1)

Scoring Summary:

1st	02:50 KU - Williams, Pooka 23 yd run (Rui, Gabriel kick)	7 plays, 93 yards, TOP 3:17	7 - 0
	01:19 OU - Murray, Kyler 7 yd run (Seibert, Austin kick)	4 plays, 59 yards, TOP 1:31	7 - 7
2nd	12:02 KU - Rui, Gabriel 45 yd field goal	11 plays, 47 yards, TOP 4:17	10 - 7
	09:03 OU - Meier, Carson 20 yd pass from Murray, Kyler (Seibert, Austin kick)	7 plays, 65 yards, TOP 2:50	10 - 14
	00:18 OU - Brooks, Kennedy 7 yd run (Seibert, Austin kick)	9 plays, 60 yards, TOP 4:02	10 - 21
3rd	10:52 KU - Herbert, Khalil 3 yd run (Rui, Gabriel kick)	7 plays, 45 yards, TOP 3:10	17 - 21
	05:39 OU - Murray, Kyler 11 yd run (Seibert, Austin kick)	13 plays, 77 yards, TOP 5:13	17 - 28
	00:50 OU - Brooks, Kennedy 13 yd run (Seibert, Austin kick)	7 plays, 51 yards, TOP 3:10	17 - 35
4th	14:05 KU - Booker, J. 9 yd pass from Williams, Pooka (Rui, Gabriel kick)	4 plays, 62 yards, TOP 1:45	24 - 35
	13:44 OU - Murray, Kyler 75 yd run (Seibert, Austin kick blocked)	2 plays, 75 yards, TOP 0:21	24 - 41
	12:05 OU - Bolton, Curtis 9 yd blocked punt return (Seibert, Austin kick)		24 - 48
	09:38 KU - Williams, Pooka 42 yd run (Herbert, Khalil pass from Bender, Peyton)	5 plays, 75 yards, TOP 2:27	32 - 48
	05:25 OU - Calcaterra, Grant 11 yd pass from Murray, Kyler (Seibert, Austin kick)	10 plays, 75 yards, TOP 4:13	32 - 55
	02:31 KU - Herbert, Khalil 25 yd run (Humphrey, C. pass from Stanley, Carter)	7 plays, 75 yards, TOP 2:54	40 - 55

	KU	OU
FIRST DOWNS	25	31
RUSHES-YARDS (NET)	36-348	40-294
PASSING YDS (NET)	176	272
Passes Att-Comp-Int	28-20-0	32-21-1
TOTAL OFFENSE PLAYS-YARDS	64-524	72-566
Fumble Returns-Yards	0-0	0-0
Punt Returns-Yards	0-0	2-64
Kickoff Returns-Yards	6-88	3-81
Interception Returns-Yards	1-10	0-0
Punts (Number-Avg)	3-25.0	0-0.0
Fumbles-Lost	0-0	1-1
Penalties-Yards	6-53	2-25
Possession Time	30:12	29:48
Third-Down Conversions	6 of 12	9 of 10
Fourth-Down Conversions	1 of 2	1 of 1
Red-Zone Scores-Chances	2-2	6-8
Sacks By: Number-Yards	1-3	0-0

RUSHING: Kansas – Williams, Pooka 15-252; Herbert, Khalil 15-64; Williams, Dom 4-32; Bender, Peyton 2-0. **Oklahoma** – Brooks, Kennedy 25-171; Murray, Kyler 8-99; Hall, Jeremiah 4-21; Sermon, Trey 1-5; TEAM 2-minus 2.

PASSING: Kansas – Bender, Peyton 19-27-0-167; Williams, Pooka 1-1-0-9. **Oklahoma** – Murray, Kyler 21-32-1-272.

RECEIVING: Kansas – Sims, Steven 6-49; Booker, J. 5-58; Williams, Pooka 3-18; Johnson, Kerr 2-27; Herbert, Khalil 2-10; Robinson, S. 1-10; Saunders, Mavin 1-4. **Oklahoma** – Brown, Marquise 6-65; Lamb, CeeDee 5-52; Meier, Carson 3-49; Calcaterra, Grant 3-46; Rambo, Charleston 2-13; Morris, Lee 1-40; Brooks, Kennedy 1-7.

TACKLES (UA-A): Kansas – Dineen, Joe 10-4; Lee, Mike 5-4; Torneden, Bryce 1-5; Lipscomb, Brian 4-1; Loneker, Keith 2-3; Defense, Hasan 3-1; Mayberry, Kyle 2-1; Ford, DeAnte 2-1; Taylor, Shakial 2-1; Harris, Corione 1-2; McCullough, J. 1-1; Cole, Codey 1-1; Thomas, Ricky 1-0; Schadler, Ryan 1-0; Brown, Jelani 1-0; Moragne, D. 1-0; Jones, Liam 1-0; Holani, Isi 1-0; Simmons, K. 0-1; Moore, Emmanuel 0-1; Ogbebor, Osaze 0-1. **Oklahoma** – Bolton, Curtis 5-5; Murray, Kenneth 3-6; Barnes, Robert 6-2; Norwood, Tre 5-1; Motley, Parnell 3-2; Kelly, Caleb 3-2; Brown, Tre 3-2; Overton, Marquise 2-1; Mann, Kenneth 2-1; Perkins, Ronnie 1-2; Mead, Bryan 1-2; Faamatau, Dillon 2-0; Radley-Hiles, Brendan 1-1; Evans, Bobby 1-0; Broiles, Justin 1-0; White, DaShaun 1-0; Fields, Patrick 1-0; Bledsoe, Amani 1-0; Lott, Tyreece 0-1.

11/23/18 • Milan Puskar Stadium (60,713) • Morgantown, W. Va.			
	#6 OKLAHOMA		59
	#12 WEST VIRGINIA		56

MORGANTOWN, W. Va. — In the third-highest-scoring game in school history, No. 6 Oklahoma outlasted No. 12 West Virginia 59-56 to record its 20th straight true road win and secure a berth in its 10th Big 12 Championship Game. For the fifth time of the season and just the 11th time in program history, OU registered at least 300 passing yards (364) and at least 300 rushing yards (304).

Kyler Murray completed 20 of 27 passes for 364 yards and three touchdowns, and rushed nine times for an OU-career-high 114 yards and a 55-yard score. Marquise Brown caught 11 passes for 243 yards, the second-highest yardage total in school history, and two touchdowns. Kennedy Brooks rushed 21 times for a career-high 182 yards, and scored on a 68-yard run in the second quarter to give OU a 28-21 lead.

OU's first two defensive touchdowns of the season proved huge. Caleb Kelly, who finished with a career-high 14 tackles, sacked WVU's Will Grier, forced a fumble on the play and returned it 10 yards to put the Sooners ahead 35-21. Then Curtis Bolton recovered a fumble forced by Kenneth Mann and returned it 48 yards for a 59-49 advantage.

Score by Quarters	1	2	3	4	Score	
Oklahoma	14	21	10	14	59	Record: (11-1, 8-1)
West Virginia	14	14	21	7	56	Record: (8-3, 6-3)

Scoring Summary:

1st	10:09 WVU - Sills V, David 41 yd pass from Grier, Will (Staley, Evan kick)	9 plays, 75 yards, TOP 4:51	0 - 7
	07:19 OU - Murray, Kyler 55 yd run (Seibert, Austin kick)	7 plays, 81 yards, TOP 2:44	7 - 7
	03:51 WVU - Pettaway, M. 7 yd run (Staley, Evan kick)	10 plays, 75 yards, TOP 3:28	7 - 14
	01:31 OU - Brown, Marquise 25 yd pass from Murray, Kyler (Seibert, Austin kick)	7 plays, 72 yards, TOP 2:14	14 - 14
2nd	07:12 OU - Sermon, Trey 1 yd run (Seibert, Austin kick)	2 plays, 66 yars, TOP 0:38	21 - 14
	04:14 WVU - Sills V, David 10 yd pass from Grier, Will (Staley, Evan kick)	7 plays, 75 yars, TOP 2:58	21 - 21
	03:30 OU - Brooks, Kennedy 68 yd run (Seibert, Austin kick)	2 plays, 75 yards, TOP 0:44	28 - 21
	03:06 OU - Kelly, Caleb 10 yd fumble recovery (Seibert, Austin kick)		35 - 21
	00:18 WVU - McKoy, Kennedy 1 yd run (Staley, Evan kick)	13 plays, 81 yards, TOP 2:42	35 - 28
3rd	10:32 WVU - Jennings, Gary 57 yd pass from Grier, Will (Staley, Evan kick)	5 plays, 80 yards, TOP 1:49	35 - 35
	05:52 OU - Seibert, Austin 37 yd field goal	10 plays, 62 yards, TOP 4:33	38 - 35
	01:52 WVU - Grier, Will 1 yd run (Staley, Evan kick)	11 plays, 75 yards, TOP 4:00	38 - 42
	00:35 OU - Brown, Marquise 45 yd pass from Murray, Kyler (Seibert, Austin kick)	4 plays, 75 yards, TOP 1:17	45 - 42
	00:17 WVU - Jennings, Gary 75 yd pass from Grier, Will (Staley, Evan kick)	3 plays, 75 yards, TOP 0:18	45 - 49
4th	11:19 OU - Calcaterra, G. 2 yd pass from Murray, Kyler (Seibert, Austin kick)	9 plays, 80 yards, TOP 3:50	52 - 49
	09:58 OU - Bolton, Curtis 48 yd fumble recovery (Seibert, Austin kick)		59 - 49
	04:20 WVU - Pettaway, M. 17 yd run (Staley, Evan kick)	9 plays, 80 yards, TOP 2:55	59 - 56

	OU	WVU
FIRST DOWNS	25	33
RUSHES-YARDS (NET)	38-304	41-165
PASSING YDS (NET)	364	539
Passes Att-Comp-Int	27-20-1	49-32-0
TOTAL OFFENSE PLAYS-YARDS	65-668	90-704
Fumble Returns-Yards	2-58	1-0
Punt Returns-Yards	1-4	0-0
Kickoff Returns-Yards	6-117	1-19
Interception Returns-Yards	0-0	1-0
Punts (Number-Avg)	1-45.0	2-38.0
Fumbles-Lost	1-1	2-2
Penalties-Yards	6-60	5-60
Possession Time	28:07	31:53
Third-Down Conversions	4 of 9	12 of 18
Fourth-Down Conversions	2 of 2	2 of 3
Red-Zone Scores-Chances	3-5	5-6
Sacks By: Number-Yards	3-19	0-0


RUSHING: Oklahoma – Brooks, Kennedy 21-182; Murray, Kyler 9-114; Sermon, Trey 5-12; TEAM 3-minus 4. **West Virginia** – McKoy, Kennedy 16-81; Pettaway, M. 15-76; Brown, Leddie 5-30; Grier, Will 5-minus 22.

PASSING: Oklahoma – Murray, Kyler 20-27-1-364. **West Virginia** – Grier, Will 32-49-0-539.

RECEIVING: Oklahoma – Brown, Marquise 11-243; Lamb, CeeDee 5-53; Meier, Carson 2-46; Calcaterra, G. 2-22. **West Virginia** – Sills V, David 8-131; Jennings, Gary 7-225; Wesco, Trevon 4-49; Maiden, D. 3-52; Simmons, T.J. 3-13; McKoy, Kennedy 2-24; Haskins, J. 2-24; Simms, Marcus 2-17; James, Sam 1-4.

TACKLES (UA-A): Oklahoma – Kelly, Caleb 9-5; Murray, Kenneth 9-1; Bolton, Curtis 6-4; Barnes, Robert 6-2; Bledsoe, Amani 4-2; Turner-Yell, D. 3-2; Brown, Tre 3-1; Gallimore, N. 2-2; Mann, Kenneth 3-0; Norwood, Tre 3-0; Perkins, Ronnie 2-0; Radley-Hiles, B. 2-0; Motley, Parnell 2-0; Humphrey, Creed 1-0; Overton, M. 1-0; Faamatau, D. 0-1. **West Virginia** – Aske-Henry, D. 7-1; Norwood, Josh 7-0; Robinson, Kenny 7-0; Long Jr., David 6-1; Stewart, J. 5-1; Washington, K. 5-0; Avery, Toyous 3-2; Sandwich, Zach 2-1; Loe, Exree 2-0; Rose, Ezekiel 1-1; Robinson, J. 1-1; Ferns, Brendan 1-0; Bonamico, Dante 1-0; Chandler, Josh 1-0; Pitts, Derrek 1-0; Stills, Dante 0-1; Stills, Darius 0-1.

12/1/18 • Big 12 Championship • AT&T Stadium (83,114) • Arlington, Texas

	#9 TEXAS	27
	#5 OKLAHOMA	39

ARLINGTON, Texas — In the first-ever Big 12 Championship between Oklahoma and Texas, Kyler Murray threw for 379 yards and three touchdowns without a turnover to help lead the Sooners their 12th Big 12 title in the 23-year history of the league. OU, which with the win beat every team on its 2018 schedule, became the first program to win four consecutive outright conference championships since Florida (SEC) from 1993 to '96.

Murray, the Big 12 Offensive Player of the Year, was 25 for 34 through the air and added 39 rushing yards to earn the game's Most Outstanding Player honor. He threw touchdown passes to CeeDee Lamb (28 yards) and Grant Calcaterra (6 and 18 yards). Calcaterra's one-handed second TD grab came with 2:00 left in the fourth quarter and represented the final score of the game. Lamb finished with six catches for a career-high 167 yards.

Sophomore cornerback Tre Brown registered a key safety with a sack of Texas quarterback Sam Ehlinger with 8:27 to go that put the Sooners up 32-27. He was part of an OU defense that held the Longhorns to 88 rushing yards on 32 carries (2.8 average).

Kicker Austin Seibert was 3 for 3 on field goals, tying a career high for makes. His 13 points on the day moved him into second place on the FBS career kick-scoring list (489 points). Seibert's 31-yard field goal with 12:37 remaining in the fourth quarter gave OU a 30-27 lead.

Score by Quarters	1	2	3	4	Score
Texas	7	7	13	0	27
Oklahoma	3	17	7	12	39

Record: (9-4, 7-2)
Record: (12-1, 8-1)

Scoring Summary:

1st	11:38 UT - Sam Ehlinger 16 yd run (Cameron Dicker kick)
	9 plays, 75 yards, TOP 3:22 7 - 0
	07:37 OU - Seibert, Austin 20 yd field goal
	9 plays, 72 yards, TOP 4:01 7 - 3
2nd	14:50 OU - Seibert, Austin 27 yd field goal
	13 plays, 55 yards, TOP 5:10 7 - 6
	11:22 UT - Sam Ehlinger 3 yd run (Cameron Dicker kick)
	9 plays, 75 yards, TOP 3:28 14 - 6
	05:01 OU - Lamb, CeeDee 28 yd pass from Murray, Kyler (Seibert, Austin kick)
	6 plays, 87 yards, TOP 2:44 14 - 13
	00:18 OU - Calcaterra, Grant 6 yd pass from Murray, Kyler (Seibert, Austin kick)
	5 plays, 80 yards, TOP 0:41 14 - 20
3rd	12:01 OU - Sermon, Trey 6 yd run (Seibert, Austin kick)
	8 plays, 75 yards, TOP 2:59 14 - 27
	08:47 UT - Collin Johnson 27 yd pass from Sam Ehlinger (Cameron Dicker kick)
	7 plays, 75 yards, TOP 3:14 21 - 27
	02:44 UT - Lil'J Humphrey 5 yd pass from Sam Ehlinger (Cameron Dicker kick)
	11 plays, 68 yards, TOP 4:47 27 - 27
4th	12:37 OU - Seibert, Austin 31 yd field goal
	13 plays, 61 yards, TOP 5:07 27 - 30
	08:27 OU - Brown, Tre safety
	27 - 32
	02:00 OU - Calcaterra, Grant 18 yd pass from Murray, Kyler (Seibert, Austin kick)
	11 plays, 65 yards, TOP 6:19 27 - 39

	UT	OU
FIRST DOWNS	23	29
RUSHES-YARDS (NET)	32-88	40-129
PASSING YDS (NET)	349	379
Passes Att-Comp-Int	37-23-1	34-25-0
TOTAL OFFENSE PLAYS-YARDS	69-437	74-508
Fumble Returns-Yards	0-0	0-0
Punt Returns-Yards	0-0	1-1
Kickoff Returns-Yards	1-22	1-26
Interception Returns-Yards	0-0	1-5
Punts (Number-Avg)	4-37.2	2-40.5
Fumbles-Lost	1-0	1-1
Penalties-Yards	13-128	5-60
Possession Time	28:00	32:00
Third-Down Conversions	8 of 13	8 of 14
Fourth-Down Conversions	1 of 1	1 of 1
Red-Zone Scores-Chances	3-4	6-6
Sacks By: Number-Yards	2-5	3-24

RUSHING: Texas — Sam Ehlinger 15-42; Tre Watson 13-39; Keaontay Ingram 4-7.

Oklahoma — Sermon, Trey 18-65; Murray, Kyler 10-39; Brooks, Kennedy 10-28; TEAM 2-minus 3.

PASSING: Texas — Sam Ehlinger 23-36-1-349; Keaontay Ingram 0-1-0-0. **Oklahoma** — Murray, Kyler 25-34-0-379.

RECEIVING: Texas — Collin Johnson 8-177; Lil'J Humphrey 7-51; Devin Duvernay 3-56; Keaontay Ingram 3-23; Jerrod Heard 1-22; Andrew Beck 1-20. **Oklahoma** — Lamb, CeeDee 6-167; Brown, Marquise 5-54; Calcaterra, Grant 3-38; Tease, Myles 3-29; Basquine, Nick 2-44; Morris, Lee 2-31; Meier, Carson 1-7; Rambo, Charleston 1-6; Sermon, Trey 1-3; Brooks, Kennedy 1-0.

TACKLES (JUN-A): Texas — Anthon Wheeler 6-6; Gary Johnson 5-6; B.J. Foster 4-3; Brandon Jones 4-3; P.J. Locke III 2-5; Davante Davis 4-2; Kris Boyd 2-4; Chris Nelson 1-4; Malcolm Roach 0-5; Caden Sterns 3-0; Charle Omenihu 1-2; Jeff McCulloch 1-2; Josh Thompson 1-0; Breckyn Hager 1-0. **Oklahoma** — Bolton, Curtis 3-7; Brown, Tre 5-2; Murray, Kenneth 4-3; Barnes, Robert 4-3; Kelly, Caleb 2-5; Gallimore, Neville 3-2; Mann, Kenneth 3-1; Motley, Parnell 3-1; Perkins, Ronnie 1-3; Norwood, Tre 2-1; Bledsoe, Amani 2-0; Fields, Patrick 1-1; Lott, Tyreece 0-1.





JONATHAN ALVAREZ
MESQUITE, TEXAS
HORN HIGH SCHOOL

OL	6-3	312	R-SR
----	-----	-----	------

68

2018

Played in four games ... decided to retire from football due to injury in early November ... started at center against Florida Atlantic (9/1) and Iowa State (9/15) ... other start came at left guard versus Baylor (9/29) ... named to preseason watch list for Rimington Trophy.

2017

Redshirted.

2016

Played in eight games ... started at center in first three games of season then missed next three due to injury ... made his return vs. Texas Tech as a reserve (10/22) ... did not play vs. Oklahoma State in regular season finale or vs. Auburn in Sugar Bowl ... on preseason watch list for Rimington Trophy.

2015

Played in 12 games with 10 starts (nine at left guard, one at center) ... started at left guard against Clemson (12/31), Oklahoma State (11/28), TCU (11/21) and Baylor (11/14) ... missed the game against Iowa State (11/7) due to injury ... started at left guard against Kansas (10/31), Texas Tech (10/24) and Kansas State (10/17) ... made first career start at center against Tulsa (9/19) ... started at left guard at Tennessee (9/12) ... made first start of career at left guard against Akron (9/5) ... named to Academic All-Big 12 Second Team.

2014


Played in one game, making Sooners debut against Louisiana Tech (8/30).

HIGH SCHOOL

Three-star recruit by ESPN ... Two-star recruit by Rivals, 247sports and Scout ... No. 27 center (Scout) ... No. 58 offensive guard (ESPN) ... No. 120 offensive guard (247Sports) ... Also offered by Houston, ULM and New Mexico State.

PERSONAL

Holds a communication degree ... pursuing master's in Adult and Higher Education.



ROBERT BARNES
SOUTHLAKE, TEXAS
CARROLL SENIOR HIGH SCHOOL

S	6-2	207	SO
---	-----	-----	----

20

Year	GP-GS	UT	AT	Total	TFL	Sacks	INT	FF	FR	PBU
2017	10-1	7	3	10	0.0-0	0.0-0	1-0	0	0	0
2018	10-7	29	51	0.5-2	0.0-0	1-32	1	0	0	2
Career	20-8	36	25	61	0.5-2	0.0-0	2-32	2	0	2

2018

An Academic All-Big 12 second-team selection ... has played in 10 games and started the last seven at safety ... recorded seven tackles and a forced fumble in Big 12 Championship win versus Texas (12/1) ... tied a career high with eight against West Virginia and registered a pass breakup (11/23) ... set a career high with eight tackles versus Kansas (11/17) ... finished with six tackles against Oklahoma State (11/10) ... recorded five tackles and a pass breakup at Texas Tech (11/3) ... intercepted a potential game-tying two-point conversion against Texas Tech and returned it 95 yards for two points ... registered three tackles and 0.5 TFL against Kansas State (10/27) ... had five tackles in the Red River Shootout versus Texas (10/6) ... registered three tackles and recorded second career interception (returned it 32 yards) in season opener versus Florida Atlantic (9/1) ... did not play against UCLA (9/8), Iowa State (9/15) or Army (9/22) due to injury.

2017

Played in 10 games and made one start ... set career high with four tackles in first career start against TCU (11/11) ... intercepted the first pass of his career at Oklahoma State on

final play of game (11/4) ... made one tackle in OU debut against UTEP (9/2).

HIGH SCHOOL

Ranked as a five-star recruit by 247Sports and a four-star prospect by ESPN, Rivals and Scout ... rated No. 27 overall in the country by 247Sports, No. 41 overall by Scout, No. 158 by Rivals and No. 236 by ESPN ... ranked as the fourth best safety in the 2017 class by Scout, seventh best by 247Sports and 15th best by ESPN and Rivals ... touted as the sixth overall prospect in the state of Texas by 247Sports, No. 22 by Rivals and No. 36 by ESPN ... U.S. Army All-American ... invited to the finals of The Opening ... made 41 tackles with two passes defended and one forced fumble in seven games during his senior season ... also caught 26 passes for 428 yards and four touchdowns and ran six times for 51 yards and another score ... missed the last three games of his senior season due to injury but was named to the *Fort Worth Star-Telegram's* 2016 Super Team Second Team ... tallied 101 tackles as a junior with one interception and seven passes defended ... posted 33 tackles and an interception as a sophomore ... son of former OU linebacker Reggie Barnes (1989-92) ... also held offers from Alabama, Oklahoma State, Texas, USC and others.

PERSONAL

Major is business.



NICK BASQUINE
NORMAN, OKLA.
NORMAN NORTH HIGH SCHOOL

WR	5-11	195	R-SR
----	------	-----	------

83

Year	GP-GS	Rec	Yds	Avg	TD	Long
2014			REDSHIRTED			
2015	0-0	0	0	0.0	0	0
2016	13-2	20	265	13.2	2	62
2017			MISSED SEASON DUE TO INJURY			
2018	13-0	6	99	16.5	0	24
Career	26-2	26	364	14.0	2	62

2018

Named to Academic All-Big 12 First Team ... has played in all 13 games and has six catches for 99 yards (16.5 average) ... caught two passes for a season-high 44 yards in Big 12 Championship win against Texas (12/1) ... recorded one catch for 23 yards versus Oklahoma State (11/10) ... had two receptions for 30 yards against Kansas State (10/27) ... caught one pass for two yards in the season opener versus Florida Atlantic (9/1).

2017

Missed season due to injury sustained in August camp.

2016

Played in all 13 games and made two starts (11/3 at Iowa State and 1/2 vs. Auburn in Sugar Bowl) ... put on scholarship before Baylor game (11/12) ... ranked fifth on team with 20 catches and 265 receiving yards ... tied his career high with four receptions at Texas Tech (10/22) and finished with 77 yards (including a 23-yard TD) ... registered four receptions at TCU (10/1) ... notched his first career reception and TD on a 62-yard bomb against ULM (9/10) and finished with three grabs for 80 yards ... named to Academic All-Big 12 First Team.

2015

Did not play.

2014

Redshirted ... named one of squad's offensive scout team players of the year.

HIGH SCHOOL

First-team all-state in 2013 ... a top-20 player on *The Oklahoman's* Super 30 recruit rankings ... compiled 64 receptions for 1,187 yards and 13 touchdowns in his senior season ... offered a scholarship by New Mexico.

PERSONAL

Holds a management degree ... pursuing master's in Adult and Higher Education ... last name pronounced BASS-kwin.



AMANI BLEDSOE
LAWRENCE, KAN.
LAWRENCE HIGH SCHOOL

DE	6-5	287	JR
----	-----	-----	----

72

Year	GP-GS	UT	AT	Total	TFL	Sacks	INT	FF	FR	PBU
2016	6-0	0	3	3	0.5-1	0.0-0	0	0	0	1
2017	10-8	11	8	19	3.0-12	2.0-10	0	0	0	0
2018	13-13	18	14	32	4.0-25	2.0-12	0	0	0	7
Career	29-21	29	25	54	7.5-38	4.0-22	0	0	0	8

2018

An All-Big 12 Honorable Mention selection by league's coaches ... has started all 13 games at defensive end ... ranks third on team with seven pass breakups ... has recorded 4.0 tackles for loss and 2.0 sacks ... finished with two tackles, a sack and a tackle for loss for 10 yards in Big 12 Championship win against Texas (12/1) ... also blocked would-be go-ahead PAT in third quarter against Longhorns ... registered a career-high six tackles at West Virginia (11/23) ... had one tackle and a career-high three pass breakups against Kansas (11/17) ... recorded three tackles and a PBU versus Oklahoma State (11/10) ... registered two tackles (1.0 sack) at Texas Tech (11/3) ... logged a tackle and two pass breakups versus Baylor (9/29) ... registered two tackles and one TFL against Army (9/22) ... had four tackles, a TFL and a PBU versus UCLA (9/8).

2017

An Academic All-Big 12 Second Team honoree ... played in 10 games and made eight starts (including each of last six outings) ... missed first four games of season ... recorded two tackles (including a sack) against TCU in Big 12 Championship Game (12/2) ... set career high with 1.5 tackles for loss and finished with four tackles in start against West Virginia (11/25) ... set career high with four tackles, including a sack, in first career start against Texas (10/14) ... made season debut with one tackle against Iowa State (10/7).

2016

Made collegiate debut vs. ULM (9/10) and played in six consecutive games in a reserve role ... suspended prior to Oct. 29 Kansas game and missed rest of season ... finished year with three tackles, a half sack and one pass breakup.

HIGH SCHOOL

A four-star recruit by ESPN, Rivals, Scout and 247Sports ... ranked 122nd overall in country by Rivals, No. 125 by 247Sports and No. 185 by Scout ... tabbed No. 9 strong-side defensive end in country by Rivals and No. 10 by 247Sports ... selected as No. 23 defensive end by Scout and No. 44 by ESPN ... No. 1 player in Kansas by Rivals, No. 2 by 247Sports and No. 3 by ESPN ... chose OU over Arkansas, Baylor, Kansas, Oregon and others.

PERSONAL

Major is health and exercise science.



CURTIS BOLTON
MURRIETA, CALIF.
VISTA MURRIETA HIGH SCHOOL

LB	6-0	218	R-SR
----	-----	-----	------

18

Year	GP-GS	UT	AT	Total	TFL	Sacks	INT	FF	FR	PBU
2015	4-0	0	0	0	0.0-0	0.0-0	0	0	0	0
2016	12-0	9	2	11	1.0-1	0.0-0	0	0	0	0
2017	4-0	3	2	5	0.0-0	0.0-0	0	0	0	0
2018	13-13	54	76	130	11.5-48	4.0-29	0	0	2-48	2
Career	33-13	66	80	146	12.5-49	4.0-29	0	0	2-48	2

2018

An All-Big 12 Honorable Mention choice by league's coaches ... a second-team midseason All-American by AP ... has started all 13 games at linebacker ... ranks second on team, third in Big 12 and 22nd nationally with his 10.0 tackles per game ... has scored three touchdowns (two on special teams and one on defense) ... led team with 10 tackles in Big

12 Championship win against No. 9 Texas (12/1) ... registered 10 tackles and a 48-yard fumble return for a touchdown at No. 12 West Virginia (11/23) ... recorded a team-high 10 tackles (1.0 TFL) and returned a blocked punt nine yards for a touchdown against Kansas (11/17) ... had eight tackles, 1.5 TFL, a half sack and a pass breakup vs. Oklahoma State (11/10) ... registered four tackles and a half sack at Texas Tech (11/3) ... made seven tackles and had a career-high 2.5 TFL against Kansas State (10/27) ... had six tackles and a sack at TCU (10/20) ... recorded a team-high 13 tackles, a sack and a TFL versus Texas (10/6) ... made 16 tackles and a fumble recovery against Baylor (9/29) ... set a career high with 23 tackles (fourth most in school history) against Army (9/22) ... made nine tackles and had a pass breakup at Iowa State (9/15) ... recorded eight tackles, 2.0 TFL and 1.5 sacks against UCLA (9/8) ... registered six tackles, a TFL and his first career touchdown with a blocked punt recovery in end zone in season opener versus Florida Atlantic (9/1) to earn Big 12 Defensive Player of the Week honor.

2017

Played in four games ... made one tackle at Baylor (9/23) but suffered season-ending ankle injury ... matched career high with three tackles against UTEP (9/2).

2016

Played in final 12 games, primarily on special teams ... posted a career-high three tackles on special teams vs. Kansas State (10/15).

2015

Played in four games ... made collegiate debut against Akron (9/5) and also saw action against Kansas State (10/17), Texas (10/10) and West Virginia (10/3).

2014


Redshirted.

HIGH SCHOOL

Three-star recruit by ESPN, Rivals, Scout and 247Sports ... posted 109 total tackles with 75 solo stops as a senior ... also recorded 13.0 sacks and caused two fumbles with one fumble recovery as a senior ... No. 44 outside linebacker (247Sports and Scout) ... No. 79 outside linebacker (ESPN) ... No. 50 player in California (247Sports) ... No. 66 player in California (Rivals) ... No. 72 player in California (ESPN) ... also received offers from Arizona, Iowa State and Washington.

PERSONAL

An Arts and Sciences planned program major.



NIK BONITTO
FORT LAUDERDALE, FLA.
ST. THOMAS AQUINAS HIGH SCHOOL

LB	6-3	225	FR
----	-----	-----	----

35

Year	GP-GS	UT	AT	Total	TFL	Sacks	INT	FF	FR	PBU
2018	3-0	2	1	3	0.0-0	0.0-0	0	0	0	0
Career	3-0	2	1	3	0.0-0	0.0-0	0	0	0	0

2018

Has played in three games and made three tackles ... made two tackles in his first collegiate game versus Florida Atlantic (9/1) ... recorded a tackle against UCLA (9/8) ... also played in win at No. 12 West Virginia (11/23).

HIGH SCHOOL

Four-star recruit by 247Sports, ESPN and Rivals ... named an Under Armour All-American ... touted as the No. 197 overall recruit in the country by ESPN and No. 207 by 247Sports ... ranked as the No. 7 outside linebacker in the country by ESPN and No. 18 by 247Sports ... rated as the No. 17 weakside defensive end by Rivals ... ranked as the 29th-best player in the state of Florida by 247Sports, No. 46 according to ESPN and No. 73 by Rivals ... recorded over 140 tackles in his high school career with 26.5 TFLs, 17.0 sacks, two interceptions, three fumble recoveries and two forced fumbles ... chose Oklahoma over Alabama, Auburn, Ohio State and others.

PERSONAL

Major is communication ... last name pronounced bo-NEE-toe.



JUSTIN BROILES
OKLAHOMA CITY, OKLA.
JOHN MARSHALL HIGH SCHOOL

DB 5-10 181 R-FR

25

Year	GP-GS	UT	AT	Total	TFL	Sacks	INT	FF	FR	PBU
2017					REDSHIRTED					
2018	11-5	14	10	24	1.5-3	0.0-0	0	0	0	2
Career	11-5	14	10	24	1.5-3	0.0-0	0	0	0	2

2018

Has played in 11 games and made five starts ... has logged 24 tackles, 1.5 tackles for loss and two pass breakups ... did not play in Big 12 Championship against Texas (12/1) or at West Virginia (11/23) due to injury ... registered one tackle versus Kansas (11/17) before exiting due to injury ... made three tackles at Texas Tech (11/3) ... had one tackle and one pass breakup against Kansas State (10/27) ... made three tackles against Texas (10/6) ... registered four tackles versus Baylor (9/29) ... set a career high with 10 tackles (1.0 TFL) at Iowa State (9/15) ... made his first career start and had a pass breakup against UCLA (9/8) ... had one tackle and 0.5 TFL in his first collegiate game versus Florida Atlantic (9/1).

2017

Redshirted.

HIGH SCHOOL

Ranked as a four-star recruit by 247Sports, ESPN, Rivals and Scout ... rated No. 107 overall by Rivals, No. 118 by ESPN, No. 176 by 247Sports and No. 241 by Scout ... No. 10 cornerback in the country according to ESPN, No. 22 by 247Sports and Scout and No. 25 by Rivals ... top-ranked player in the state of Oklahoma by ESPN, second-ranked by Scout and No. 3 according to 247Sports and Rivals ... Under Armour All-American ... invited to the finals of The Opening ... named Little All-City Defensive Player of the Year and first-team all-state by *The Oklahoman* as a senior ... registered 34 tackles and six interceptions in his senior season while registering 898 yards and nine touchdowns on 38 receptions in leading his team to state semifinals ... chose Oklahoma over Auburn, Michigan, Texas and others.

PERSONAL

Enrolled at OU in January 2017 ... major is African and African-American studies.



KENNEDY BROOKS
MANSFIELD, TEXAS
MANSFIELD HIGH SCHOOL

RB 5-11 205 R-FR

26

Year	GP-GS	Rush	Yds	Avg	TD	Long	Rec	Yds	Avg	TD	Long
2017											
2018	11-0	113	1,021	9.0	12	86	7	36	5.1	0	10
Career	11-0	113	1,021	9.0	12	86	7	36	5.1	0	10

2018

A *USA Today* Freshman All-American ... a Pro Football Focus Second-Team All-American ... an All-Big 12 Honorable Mention choice by league's coaches ... leads nation with 9.0 yards per rush ... ranks fifth in Big 12 with 92.8 rushing yards per game ... has played in 11 games (did not see field against Iowa State or Army) ... collected Big 12 Newcomer of the Week honors after games against TCU (10/20), Oklahoma State (11/10) and West Virginia (11/23) ... eclipsed 100-yard rushing mark in five games ... rushed for over 165 yards in four of last six games of regular season ... rushed for a career-high 182 yards and a score on 21 carries in regular season finale at West Virginia ... ran for 171 yards and two touchdowns on a career-high 25 carries against Kansas (11/17) ... finished with 165 rushing yards and a career-high three touchdowns on 15 carries versus Oklahoma State ... rushed for 94 yards and two touchdowns with a career-long 86-yard score on just five carries versus Kansas State (10/27) ... ran for 168 yards and a TD on 18 carries at TCU ... ran for 107 yards and two touchdowns on only eight carries against Baylor (9/29)

... rushed four times for 51 yards and a touchdown in collegiate debut against Florida Atlantic (9/1).

2017

Redshirted.

HIGH SCHOOL

A four-star recruit by ESPN, Rivals and Scout and a three-star prospect by 247Sports ... rated as the No. 122 recruit in the country by Scout, No. 183 by Rivals and No. 311 by 247Sports ... touted as the 12th-best running back by Scout, 13th-best by Rivals, 20th-best by 247Sports and 27th-best by ESPN ... 23rd-ranked player in the state of Texas by Rivals, 42nd by 247Sports and 47th by ESPN ... finished his career with 7,658 rushing yards and 96 touchdowns on 885 carries (8.7 yards per rush) ... named *Fort Worth Star-Telegram's* 2016 Super Team Offensive Player of the Year after rushing for 2,865 yards and 40 touchdowns in 11 games as a senior ... also named a second-team All-American by MaxPreps, won the Landry Award as the top high school player in North Texas, named 4-6A MVP and to Class 6A Associated Press first team ... ran for 3,522 yards (eighth most in Texas state history at the time) as a junior and was named to the Class 6A Associated Press first team ... picked OU over Michigan, Tennessee, Washington and others.

PERSONAL

Major is criminology.



MARQUISE BROWN
HOLLYWOOD, FLA.
COLLEGE OF THE CANYONS

WR 5-10 168 JR

5

Year	GP-GS	Rec	Yds	Avg	TD	Long
2017	13-8	57	1,095	19.2	7	87
2018	13-12	75	1,318	17.6	10	77
Career	26-20	132	2,413	18.3	17	87

2018

An AP, ESPN and *Sports Illustrated* First-Team All-American ... AFCA and FWAA Second-Team All-American ... a first-team All-Big 12 honoree by league's coaches and media ... Biletnikoff Award semifinalist ... has played in all 13 games ... ranks ninth nationally with 101.4 receiving yards per game ... his 1,318 receiving yards rank as fourth most in school single-season history ... tied for team lead with 10 receiving touchdowns ... tied for national lead in receptions of 40-plus yards (11), 50-plus yards (seven), 60-plus yards (four) and 70-plus yards (two) ... has six games with at least 100 receiving yards ... caught five passes for 54 yards in Big 12 Championship versus Texas (12/1) before exiting game in third quarter due to injury ... hauled in a career-high 11 passes for 243 yards (second most in OU history) and two touchdowns in win at No. 12 West Virginia (11/23) ... reeled in eight passes for 142 yards and a score versus Oklahoma State (11/10) ... had nine catches for 131 yards and two scores against Texas in the Red River Shootout (10/6) ... made five catches for 132 yards and two touchdowns versus Baylor (9/29) ... hauled in nine passes for 191 yards and one score against Iowa State (9/15) ... set school record against Cyclones for receiving yards in a half with 189 in first half ... made four catches for 88 yards and a touchdown against UCLA (9/8) ... registered six catches for 133 yards and a score in season opener versus Florida Atlantic (9/1).

2017


Named All-Big 12 Honorable Mention by league's coaches ... played in 13 games and made eight starts ... team-high 1,095 receiving yards ranked eighth in single-season school history ... averaged 19.2 yards per catch to rank 18th nationally and hauled in seven touchdown passes ... posted team highs of eight catches and 114 yards while scoring a touchdown vs. Georgia in CFP Semifinal at Rose Bowl (1/1) ... led team with 87 receiving yards and a touchdown on three catches against TCU in Big 12 Championship Game (12/2) ... had two catches for 64 yards in start against West Virginia (11/25) ... registered four catches for 31 yards and a touchdown at Kansas (11/18) ... made two receptions for 56 yards in start against TCU (11/11) ... caught career-high nine passes for school-record 265 yards and two touchdowns in start at Oklahoma State (11/4) to earn Big 12 Newcomer of the Week honors ... recorded five receptions for 49 yards and a score in start against Texas Tech (10/28) ... led team with 126 receiving yards on six catches at Kansas State (10/21) ... made four catches for 73 yards against Texas (10/14) ... earned Big 12 Newcomer of the Week honors after catching six passes for 155 yards (including an 87-yard touchdown) against Tulane (9/16) ... made OU debut with three catches for 32 yards against UTEP (9/2).

JUNIOR COLLEGE

Early enrollee ... ranked as a four-star recruit by ESPN, Rivals and Scout and a three-star prospect by 247Sports ... rated the No. 10 junior college player in the country by Rivals, No. 11 by Scout, No. 13 by ESPN and No. 24 by 247Sports ... touted as the third-best juco wide receiver by 247Sports and ESPN ... led College of the Canyons with 50 receptions for 754 yards and 10 touchdowns ... returned 13 kickoffs for 402 yards and a touchdown and returned nine punts for 182 yards and another score as a freshman ... chose Oklahoma over TCU, Tennessee and USC, among others.

PERSONAL

Major is human relations.



TRE BROWN
TULSA, OKLA.
UNION HIGH SCHOOL

CB 5-10 182 50

6

Year	GP-GS	UT	AT	Total	TFL	Sacks	INT	FF	FR	PBU
2017	14-1	10	2	12	0.5-2	0.0-0	0-0	0	0	2
2018	12-7	43	9	52	6.0-23	2.0-12	0	0	0	12
Career	26-8	53	11	64	6.5-25	2.0-12	0-0	0	0	14

2018

Voted second-team All-Big 12 as a kick returner by league's coaches ... has played in 12 games ... seven starts have come in last seven contests ... ranks 32nd nationally with 23.4-yard kickoff return average ... ranks sixth on team with 52 tackles, first with 12 pass breakups and fifth with 6.0 tackles for loss ... tied a career high with seven tackles (one for loss), had a pass breakup, and a fourth-quarter safety in Big 12 Championship win against No. 9 Texas (12/1) ... made four tackles (one for loss) and broke up three passes at No. 12 West Virginia (11/23) ... recorded five tackles versus and returned three kickoffs for 81 yards against Kansas (11/17) ... set a career high with seven tackles and knocked ball away on would-be go-ahead two-point conversion attempt late in fourth quarter vs. Oklahoma State (11/10) ... made four tackles (one for loss) and broke up a pass at Texas Tech (11/3) ... recorded four tackles and two PBUs at TCU (10/20) just five days after his mother passed away ... had four tackles and three kick returns for 71 yards against Texas (10/6) ... made six tackles and had a career-high four pass breakups versus Baylor (9/29) ... registered five tackles (one for loss) and a sack against UCLA (9/8) ... returned two kickoffs against Bruins for a career-high 121 yards (career-long 86-yarder was longest non-scoring play/return in 95-year history of Gaylord Family – Oklahoma Memorial Stadium) ... had six tackles and a career-high 2.0 TFL in season opener versus Florida Atlantic (9/1).

2017

Played in all 14 games and made one start ... had one pass breakup against West Virginia (11/25) ... broke up a pass and finished with three tackles in first career start against TCU (11/11) ... recorded a career-high four tackles (0.5 for loss) against Tulane (9/16) ... made two tackles in OU debut against UTEP (9/2).

HIGH SCHOOL

A four-star recruit according to 247Sports, ESPN, Rivals and Scout ... rated 120th overall in the 2017 class by Scout, 154th by 247Sports and 209th by ESPN ... ranked 12th among cornerbacks by Scout, 17th by 247Sports, 18th by ESPN and 28th by Rivals ... ranked as the No. 3 player in the state of Oklahoma by 247Sports and ESPN and No. 4 by Rivals ... Under Armour All-American ... invited to the finals of The Opening ... named to *The Oklahoman's* All-State First Team after recording 26 tackles, one interception and five offensive touchdowns ... helped lead his team to a state title in his senior season ... chose Oklahoma over Florida, LSU, Texas and USC, among others.

PERSONAL

Major is business.



GRANT CALCATERRA
RANCHO SANTA MARGARITA, CALIF.
SANTA MARGARITA CATHOLIC HIGH SCHOOL

TE 6-4 221 50

80

Year	GP-GS	Rec	Yds	Avg	TD	Long
2017	14-0	10	162	16.2	3	21
2018	13-10	25	378	15.1	6	35
Career	27-10	35	540	15.4	9	35

2018

An All-Big 12 First Team honoree by league's coaches and AP ... has played in all 13 games and registered 10 starts ... has 25 receptions for 378 yards (15.1 per catch) and six touchdowns ... caught three passes for 38 yards and two scores (including a one-handed grab with 2:00 left for game's final points) in 39-27 win over No. 9 Texas in Big 12 Championship (12/1) ... caught two passes for 22 yards and a touchdown in victory at No. 12 West Virginia (11/23) ... hauled in three passes for 46 yards and a score versus Kansas (11/17) ... registered three catches for 48 yards against Texas Tech (11/3) ... had two receptions 57 yards and a TD versus Kansas State (10/27) ... lone catch against Baylor (9/29) went for a 30-yard TD ... caught two passes for 47 yards against Army (9/22) ... had two catches for 41 yards at Iowa State (9/15).

2017

Named All-Big 12 Honorable Mention by league's coaches ... came off bench in all 14 games ... three touchdown receptions tied for eighth most ever by an OU freshman ... finished with 10 catches for 162 yards (16.2 per reception) ... caught two passes for 32 yards and a score against West Virginia (11/25) ... set career highs in receptions (4) and receiving yards (67) at Kansas (11/18) ... made a 13-yard touchdown grab against TCU (11/11) ... recorded one catch for career-long 21 yards at Ohio State (9/9) ... caught two passes for 29 yards (including a 16-yard touchdown) in collegiate debut against UTEP (9/2).

HIGH SCHOOL

Early enrollee ... ranked as a four-star recruit by ESPN, Rivals, Scout and 247Sports ... ranked 183rd in the country by ESPN, 235th by 247Sports and 265th by Scout ... tabbed the No. 2 tight end in the country by ESPN, No. 6 by 247Sports and No. 9 by Scout and the No. 28 athlete by Rivals ... touted as the No. 17 player in the state of California by ESPN, No. 25 by 247Sports and No. 35 by Rivals ... invited to the finals of The Opening ... caught 57 passes for 958 yards and eight touchdowns as a senior and added 48 receptions for 926 yards and nine scores as a junior ... chose Oklahoma over Florida, Nebraska, Texas A&M and others.

PERSONAL

Is a triplet (sister Claire plays soccer at Kansas State and brother Andrew attends Ohio State) ... major is communication ... last name pronounced cal-cuh-TAIR-uh.



LEVI DRAPER
COLLINSVILLE, OKLA.
COLLINSVILLE HIGH SCHOOL

LB 6-1 226 R-FR

30

Year	GP-GS	UT	AT	Total	TFL	Sacks	INT	FF	FR	PBU
2017					REDSHIRTED					
2018	13-0	0	0	0	0.0-0	0.0-0	0	0	0	0
Career	13-0	0	0	0	0.0-0	0.0-0	0	0	0	0

2018

Has played in all 13 games, primarily on special teams.

2017


Redshirted.

HIGH SCHOOL

Early enrollee ... ranked as a four-star recruit by 247Sports, ESPN, Rivals and Scout ... ranked as the No. 82 player in the country by Scout, No. 118 by 247Sports, No. 194 by ESPN and No. 215 by Rivals ... touted as the No. 2 inside linebacker in the nation by Scout, No. 4 by 247Sports and No. 6 by ESPN and Rivals ... rated as the top player in the state of Oklahoma by 247Sports and No. 2 by ESPN and Rivals ... U.S. Army All-American ... invited to the finals of The Opening ... made 143 tackles with 4.0 sacks and two interceptions as a senior and was named first-team all-state by *The Oklahoman* ... helped lead Collinsville to the state championship game as a junior ... chose Oklahoma over Alabama, Clemson and Florida State, among others.

PERSONAL

Majoring in communication.



ADRIAN EALY
GONZALES, LA.
EAST ASCENSION HIGH SCHOOL

OL	6-6	328	R-FR
----	-----	-----	------

59

2018

Has played in five games in a backup role.

2017

Redshirted.

HIGH SCHOOL

Ranked as a four-star recruit by ESPN, Rivals and Scout and a three-star prospect by 247Sports ... ranked as the No. 179 overall player in the 2017 class by Rivals and No. 218 by Scout ... ranked 21st among offensive tackles by Rivals, 25th by Scout, 32nd by ESPN and 52nd by 247Sports ... named by Rivals as the No. 4 player in Louisiana by Rivals, No. 15 by ESPN and No. 23 by 247Sports ... earned all-metro and Class 5A all-state honors as a senior at East Ascension School ... named a 3A all-state honoree and all-metro pick as a junior at University Laboratory High School ... chose Oklahoma over Arizona, LSU, Michigan and others.

PERSONAL

Majoring in communication.



MIGUEL EDWARDS
DEERFIELD BEACH, FLA.
DEERFIELD BEACH HIGH SCHOOL

DB	5-11	173	FR
----	------	-----	----

16

Year	GP-GS	UT	AT	Total	TFL	Sacks	INT	FF	FR	PBU
2018	3-0	4	1	5	0-0.0	0-0.0	0	0	0	0
Career	3-0	4	1	5	0-0.0	0-0.0	0	0	0	0

2018


Has played in three games and has made five tackles ... made two tackles against Kansas State (10/27) and versus UCLA (9/8) ... logged a tackle in career debut in season opener against Florida Atlantic (9/1).

HIGH SCHOOL

Rated as a four-star recruit by ESPN and Rivals and a three-star prospect by 247Sports ... the No. 250 overall prospect in the country by Rivals ... ranked as the No. 45 cornerback in the country by ESPN and No. 83 by 247Sports ... rated as the 45th best player in the state of Florida by Rivals, 75th by ESPN and 124th by 247Sports ... chose Oklahoma over Alabama, Auburn, Miami and others.

PERSONAL

Major is communication.



BOBBY EVANS
ALLEN, TEXAS
ALLEN HIGH SCHOOL

OL	6-5	301	R-JR
----	-----	-----	------

71

2018

Named a second-team All-Big 12 selection by league's coaches and media ... part of an offensive line unit that is a finalist for Joe Moore Award ... has started all 13 games at left tackle after moving over from right tackle in offseason.

2017

An honorable mention All-Big 12 selection by league's coaches ... an Academic All-Big 12 Second Team honoree ... started all 14 games at right tackle.

2016

An honorable mention All-Big 12 pick by league's coaches ... an Academic All-Big 12 First Team honoree ... did not play in opener against ULM and then started final 12 games at right tackle ... played 594 snaps and allowed two sacks.

2015

Redshirted.

HIGH SCHOOL

Early enroll was a consensus four-star recruit by ESPN, 247Sports, Rivals and Scout ... ranked as No. 94 overall recruit in country by Scout, No. 188 overall by ESPN and No. 240 overall by 247Sports ... rated as No. 9 offensive tackle in country according to Scout, No. 16 by ESPN and No. 25 by both Rivals and 247Sports ... tabbed by Scout as No. 18 recruit in state of Texas, No. 22 by ESPN, No. 32 by 247Sports and No. 41 by Rivals ... ranked 30th overall in Midlands Region by ESPN ... helped lead Allen High School to Class 6A Division I State Championship Game ... chose Sooners over likes of Ole Miss, Oregon State and Texas A&M, among others.

PERSONAL

Father (Bobby Joe Evans) was 1994-95 Texas Gatorade High School Player of the Year in basketball and played at OU (lettered 1996-98) ... majoring in human relations.



DILLON FAAMATAU
NORWALK, CALIF.
CERRITOS COLLEGE

DT	6-3	319	R-JR
----	-----	-----	------

91

Year	GP-GS	UT	AT	Total	TFL	Sacks	INT	FF	FR	PBU
2017	14-0	6	4	10	2.0-2	0.0-0	0	0	0	0
2018	13-2	3	12	15	0.0-0	0.0-0	0	0	0	1
Career	27-2	9	16	25	2.0-2	0.0-0	0	0	0	1

2018

Has played in all 13 games and has made 15 tackles ... earned starts against Baylor (9/29) and Kansas (11/17) ... collected two tackles versus Kansas ... tied a career high with three tackles against Texas (10/6) ... set a career high with three tackles versus UCLA (9/8) ... made two tackles in season opener against Florida Atlantic (9/1).

2017

Played in all 14 games and made 10 total tackles (2.0 for loss) ... tied a career high with two tackles against TCU in Big 12 Championship Game (12/2) ... recorded a tackle for loss against TCU (11/11) and at Kansas State (10/21) ... recorded first two career tackles against Tulane (9/16) ... made OU debut against UTEP (9/2).

JUNIOR COLLEGE

Played in all 10 games at Cerritos College in 2016 ... recorded 32 tackles with 2.5 tackles for loss and one sack ... also blocked a kick ... registered season-high six tackles three times in 2016 ... began collegiate career at Arizona State where he redshirted in 2015 ... rated as the No. 68 defensive tackle recruit in the country by ESPN out of high school, No.

70 by 247Sports and No. 86 by Scout ... was a two-time first-team All-CIF and first-team All-Suburban League selection ... voted the league's most valuable defensive lineman ... played on both sides of the ball and was named all-league at tight end and the team's MVP his junior season ... earned second-team all-league recognition as a sophomore ... played all four years on the football team and competed for two seasons with the track and field team.

PERSONAL

An Arts and Sciences planned program major ... last name pronounced fahm-ah-TAH-oo.



PATRICK FIELDS
TULSA, OKLA.
UNION HIGH SCHOOL

S	5-11	193	FR
---	------	-----	----

10

Year	GP-GS	UT	AT	Total	TFL	Sacks	INT	FF	FR	PBU
2018	5-0	3	2	5	0.0-0	0.0-0	0	0	0	0
Career	5-0	3	2	5	0.0-0	0.0-0	0	0	0	0

2018

Has played in five games ... tied a career high with two tackles in Big 12 Championship win against No. 9 Texas (12/1) ... registered one tackle versus Kansas (11/17) ... set a career high with two tackles against Baylor (9/29) ... made career debut in season's second game against UCLA (9/8).

HIGH SCHOOL

Early enrollee ... three-star recruit by 247Sports, ESPN and Rivals ... ranked as the 34th-best safety in the country by 247Sports, 45th by Rivals and 54th by ESPN ... tabbed the No. 9 recruit in the state of Oklahoma by 247Sports, No. 11 by Rivals and No. 15 by ESPN ... high school teammate of fellow OU recruit Jordan Kelley ... also received offers from Notre Dame, Oklahoma State, TCU and others.

PERSONAL

Major is entrepreneurship and venture management.



CODY FORD
PINEVILLE, LA.
PINEVILLE HIGH SCHOOL

OL	6-4	338	R-JR
----	-----	-----	------

74

2018

First-team All-Big 12 selection by league's coaches, second-team honoree by media ... AP All-America Third Team selection ... part of offensive line that were named finalists for Joe Moore Award ... has played in all 13 games, starting at right tackle in all 13 contests.

2017

An Academic All-Big 12 Second Team honoree ... played in 12 games and made four starts ... started at left guard against Ohio State (9/9), Iowa State (10/7), Texas (10/14) and Kansas State (10/21) ... start at Ohio State was his first since breaking his leg against Buckeyes in 2016 ... did not play against Baylor (9/23) or Tulane (9/16) due to injury.

2016

Started first three games of year at left guard ... left Ohio State game (9/17) with broken fibula on team's first drive and didn't play afterward ... made OU debut with start at left guard vs. Houston (9/3).

2015

Redshirted ... named Oklahoma Scout Team Offensive Player of the Year.

HIGH SCHOOL

Ranked as a four-star recruit according to Rivals and a three-star recruit according to 247Sports, ESPN and Scout ... picked by Rivals as the No. 22 offensive guard in the country, the No. 31 guard by Scout and the No. 87 guard by ESPN ... selected as the No. 56 offensive tackle in the country by 247Sports ... ranked as the 15th-best player in the

state of Louisiana by Rivals, 20th-best by Scout, 24th-best by 247Sports and the No. 56 overall player in the state by ESPN ... rated No. 522 overall in the Southeast Region by ESPN ... opted for Oklahoma over offers from Arkansas, Mississippi State, TCU and others.

PERSONAL

Graduated this month with a degree in criminology.



NEVILLE GALLIMORE
ST. CATHARINES, ONTARIO
CANADA PREP FOOTBALL ACADEMY

DL	6-2	330	R-JR
----	-----	-----	------

90

Year	GP-GS	UT	AT	Total	TFL	Sacks	INT	FF	FR	PBU
2016	13-6	21	19	40	4.0-11	1.0-7	0	1	0	0
2017	12-5	13	15	28	1.0-4	0.5-4	0	0	0	1
2018	12-12	14	32	46	5.0-31	3.0-27	0	2	0	0
Career	37-23	48	66	114	10.0-46	4.5-38	0	3	0	1

2018

All-Big 12 Honorable Mention by league's coaches ... has played in 12 of 13 games (all starts) and recorded career highs of 46 tackles, 5.0 tackles for loss, 3.0 sacks and two forced fumbles ... missed Kansas game (11/17) due to injury ... made five tackles in Big 12 Championship win over No. 9 Texas (12/1) ... had four stops in victory at No. 12 West Virginia (11/23) ... recorded five tackles (one for loss), a sack and a forced fumble against Oklahoma State (11/10) ... registered one tackle and a sack for eight yards at Texas Tech (11/3) ... made two tackles and forced a fumble against Kansas State (10/27) ... recorded eight tackles (one shy of career high) against Army (9/22) ... registered three tackles (one for loss) at Iowa State (9/15) ... made eight tackles (one for loss) versus UCLA (9/8) ... recorded one tackle and one sack for 10 yards in the season opener against Florida Atlantic (9/1).

2017

Played in 12 games with starts in first five games of year ... missed Texas Tech (10/28) and Oklahoma State (11/4) contests due to injury ... tallied three tackles against West Virginia (11/25) ... finished with five tackles against TCU (11/11) ... had three tackles against Iowa State (10/7) ... assisted on a sack and finished with two tackles at Baylor (9/23) ... set career high with nine tackles (including half a sack) against Tulane (9/16) ... recorded two tackles (0.5 for loss) and batted down a pass against UTEP (9/2).

2016

Played in all 13 games with six starts (all came in season's last eight contests) ... ranked fourth on team with 4.0 tackles for loss ... lined up at defensive end against Kansas State (10/15) in first career start and finished with five tackles ... made career-high eight tackles with 3.0 TFL and a sack vs. ULM (9/10) ... became second Canadian ever to play for Sooners (OL Josiah St. John in 2014-15) when he debuted vs. Houston (9/3) in season opener.

2015

Redshirted.

HIGH SCHOOL

Consensus four-star recruit by Rivals, Scout, ESPN and 247Sports ... ranked as the No. 51 overall prospect by 247Sports, No. 83 overall by Rivals, No. 88 overall by Scout and No. 165 overall by ESPN ... tabbed as the No. 7 defensive tackle prospect by 247Sports, No. 9 by Rivals and Scout, and No. 16 by ESPN ... top-ranked overall player in Canada by ESPN and Scout ... became first Canadian player selected to compete in U.S. Army All-American Bowl ... was also invited to The Opening showcase event ... had more than 30 offers and chose Sooners over Florida State and Ohio State.

PERSONAL

An Arts and Sciences planned program major.



JEREMIAH HALL
CHARLOTTE, N.C.
ZEBULON B. VANCE HIGH SCHOOL

FB	6-2	252	R-FR
----	-----	-----	------

27

Year	GP-GS	Rush	Yds	Avg	TD	Long	Rec	Yds	Avg	TD	Long
2017											
2018	13-1	4	21	5.2	0	8	2	36	18.0	0	34
Career	13-1	4	21	5.2	0	8	2	36	18.0	0	34

2018

An Academic All-Big 12 First Team honoree ... has played in all 13 games ... lone career start came against No. 12 West Virginia in regular season finale (11/23) ... rushed four times for 21 yards versus Kansas (11/17) ... caught a 34-yard pass at Texas Tech (11/3) ... registered first career stat with a two-yard catch against Kansas State (9/29).

2017

Redshirted.

HIGH SCHOOL

Rated as a three-star recruit by 247Sports, ESPN, Rivals and Scout ... ranked as the No. 11 tight end in the country by ESPN, No. 27 by 247Sports and Rivals and No. 52 by Scout ... rated as the No. 13 player in the state of North Carolina by ESPN, No. 18 by Rivals and No. 24 by 247Sports ... named first-team all-state by the AP after tallying 1,005 yards of total offense and 22 touchdowns as a senior ... chose Oklahoma over schools that included Maryland, Pitt and Syracuse.

PERSONAL

Enrolled at OU in January 2017 ... majoring in health and exercise science.



KAHLIL HAUGHTON
WACO, TEXAS
MIDWAY HIGH SCHOOL

S	6-1	197	SR
---	-----	-----	----

8

Year	GP-GS	UT	AT	Total	TFL	Sacks	INT	FF	FR	PBU
2015	12-0	4	4	8	0.5-4	0.5-4	0	0	0	0
2016	13-1	11	4	15	0.0-0	0.0-0	0	0	0	0
2017	10-4	20	9	29	0.0-0	0.0-0	0	0	0	1
2018	9-7	24	26	50	1.5-4	0.0-0	0	1	0	1
Career	43-12	59	43	102	2.0-8	0.5-4	0	2	0	2

2018

Has played in nine games with starts in first seven contests ... ranks eighth on team with 50 tackles despite missing last three games and four of last five due to injury ... recorded six tackles at TCU (10/20) ... posted nine tackles against No. 9 Texas (10/6) ... set a career high with 11 tackles versus Baylor (9/29) ... made nine tackles in Army game (9/22) ... had six stops and a career-high 1.5 TFLs against Iowa State (9/15) ... posted four tackles versus UCLA (9/8).

2017

Played in 10 games and logged four starts ... posted five tackles against Texas Tech (10/28) ... posted six tackles in start against Texas (10/14) ... tallied three tackles in start at Baylor (9/23) ... set career high with eight tackles in start against Tulane (9/16) ... broke up a pass and made two tackles at Ohio State (9/9).

2016

Played in all 13 games and made one start ... set career high with four tackles at Texas Tech (10/22) and tied it a week later vs. Kansas (10/29) ... totaled three tackles in first career start at TCU (10/1).

2015

Played in 12 games (did not play at Tennessee) ... had one tackle in Orange Bowl against

Clemson (12/31) ... recorded one tackle at Oklahoma State (11/28) ... assisted on a tackle at Baylor (11/14) ... made one tackle against Iowa State (11/7) ... set career high with two tackles, including the first sack of his career, at Kansas (10/31) ... made one tackle against Texas Tech (10/24) ... made Sooners debut with one tackle against Akron (9/5).

HIGH SCHOOL

Four-star recruit according to ESPN, Scout, Rivals and 247Sports ... rated by Scout as the No. 297 prospect overall ... tabbed by 247Sports as the No. 12 safety in the country, No. 23 by Scout and No. 28 by both ESPN and Rivals ... ranked as No. 33 player in state of Texas by 247Sports, No. 42 by Scout, No. 50 by Rivals and No. 61 by ESPN ... rated as No. 72 overall player in Midlands Region by ESPN ... posted 108 tackles, four interceptions, five forced fumbles and 12 pass breakups during senior season ... received offers from Arkansas, Baylor, Kansas State, LSU, Nebraska, Notre Dame and Ohio State, among others.

PERSONAL

Major is Arts and Sciences planned program ... name pronounced kuh-LEEL HAWT-in.



MARQUIS HAYES
MARYLAND HEIGHTS, MO.
PATTONVILLE HIGH SCHOOL

OL	6-5	351	R-FR
----	-----	-----	------

54

2018

Has played versus Kansas (11/17), Kansas State (10/27) and Florida Atlantic (9/1) in a reserve role.

2017

Redshirted.

HIGH SCHOOL

Ranked as a four-star recruit by Rivals and ESPN and a three-star prospect by 247Sports and Scout ... rated as the No. 134 overall player in the country by Rivals ... picked by Rivals as the No. 4 guard in the 2017 class and picked No. 24 by 247Sports and No. 27 by Scout ... rated as the No. 38 offensive tackle in the country by ESPN ... the top-ranked player in the state of Missouri according to Rivals, third-ranked by ESPN and fifth-ranked by 247Sports ... named all-state second team, all-conference lineman of the year and first-team all-district and all-conference as a senior ... chose Oklahoma over Iowa State, Miami and Missouri, among others.

PERSONAL

Major is human relations ... first name pronounced mar-KEESE.



CREED HUMPHREY
SHAWNEE, OKLA.
SHAWNEE HIGH SCHOOL

OL	6-5	325	R-FR
----	-----	-----	------

56

2018

A second-team All-Big 12 selection by media and an honorable mention choice by league's coaches ... a freshman All-American by The Athletic ... an Academic All-Big 12 First Team honoree ... has played in all 13 games at center and started 11 (including each of the last 10 contests) ... member of an offensive line unit that is a finalist for Joe Moore Award.

2017

Redshirted.

HIGH SCHOOL

Rated as a four-star prospect by 247Sports and Scout and a three-star recruit by ESPN and Rivals ... ranked as the No. 294 player in the country by Scout and No. 317 by 247Sports ... touted as the third-best center in the country by 247Sports, ESPN and Scout and fourth-best by Rivals ... third-ranked player in the state of Oklahoma according to 247Sports, No. 7 according to ESPN and No. 10 according to Rivals ... U.S. Army All-American ... invited to the finals of The Opening ... made 35 tackles and one sack as a defensive lineman his

senior season ... named first-team all-state by *The Oklahoman* ... chose Oklahoma over Alabama, Oklahoma State and Texas A&M, among others.

PERSONAL

Enrolled at OU in January 2017 ... major is finance.



MARK JACKSON JR.
CIBOLO, TEXAS
BYRON P. STEELE HIGH SCHOOL

DE/LB 6-1 239 JR

42

Year	GP-GS	UT	AT	Total	TFL	Sacks	INT	FF	FR	PBU
2016	5-0	0	2	2	0.0-0	0.0-0	0	0	0	0
2017	13-0	2	5	7	1.0-5	1.0-5	0	1	0	0
2018	10-7	22	21	43	7.0-28	3.0-17	0	0	0	1
Career	28-7	24	28	52	8.0-33	4.0-22	0	1	0	1

2018

Has appeared in 10 games and made seven starts ... ranks fourth on team with 7.0 tackles for loss ... recorded two tackles and a half sack against Oklahoma State (11/10) ... registered one tackle and one pass breakup at Texas Tech (11/3) ... made two tackles and had a 8-yard sack vs. Baylor (9/29) ... set a career high with 15 tackles against Army (9/22) ... recorded six tackles at Iowa State (9/15) ... led team with 10 tackles (one for loss) against UCLA (9/8) ... made first career start and registered two tackles (1.5 for loss) and a sack in season opener versus Florida Atlantic (9/1).

2017

Played in 13 games ... forced a fumble and had one tackle at Kansas (11/18) ... set career high with four tackles against Tulane (9/16) ... picked up first career sack at Ohio State (9/9).

2016


Played in five of season's first eight games but not in final five ... assisted on two tackles (one vs. ULM and one at Texas Tech).

HIGH SCHOOL

Consensus four-star recruit by ESPN, Rivals, Scout and 247Sports ... touted as No. 149 overall recruit in country by Scout, No. 186 overall by ESPN and No. 266 overall by 247Sports ... ranked 13th among weakside defensive ends by Rivals and 20th by 247Sports ... rated 19th by Scout and 24th by ESPN among all defensive ends ... selected as No. 27 player in state of Texas by ESPN, No. 36 by Rivals and No. 40 by 247Sports ... chose OU over Baylor, Texas, Texas A&M and others.

PERSONAL

Major is African and African-American studies.



TROY JAMES
BATON ROUGE, LA.
MADISON PREP ACADEMY

DT 6-1 304 R-FR

94

Year	GP-GS	UT	AT	Total	TFL	Sacks	INT	FF	FR	PBU
2017					REDSHIRTED					
2018	7-0	1	0	1	0.0-0	0.0-0	0	0	0	0
Career	7-0	0	0	1	0.0-0	0.0-0	0	0	0	0

2018

Has appeared in seven games primarily on special teams ... has served as blocking back on occasion ... registered one tackle against UCLA (9/8) ... made his OU debut in season opener versus Florida Atlantic (9/1).

2017


Redshirted.

HIGH SCHOOL

A three-star recruit by 247Sports, ESPN, Rivals and Scout ... rated the No. 77 defensive tackle in the country by Scout and No. 80 by ESPN; rated by 247Sports as the No. 60 strong-side defensive end in the nation ... ranked as the 29th-best player in the state of Louisiana by Rivals, 43rd by ESPN and 57th by 247Sports ... named first-team all-state as a senior by the Louisiana Sports Writers Association ... recorded 73 tackles as a junior with 13 sacks and five forced fumbles ... also rushed for 468 yards and seven touchdowns and tallied 246 receiving yards and four scores his junior year ... also held offers from Arizona, Arkansas and North Carolina State, among others.

PERSONAL

Major is undecided.



MYKEL JONES
PATTERSON, LA.
PATTERSON HIGH SCHOOL

WR 5-11 188 JR

3

Year	GP-GS	Rec	Yds	Avg	TD	Long
2016	12-0	13	106	8.2	0	43
2017	14-1	16	310	19.4	1	55
2018	3-0	2	37	18.5	0	33
Career	29-1	31	453	15.3	1	55

2018

Has played against Oklahoma State (11/10), UCLA (9/8) and Florida Atlantic (9/1) ... caught two passes for 37 yards in season opener versus FAU.

2017

An Academic All-Big 12 Second Team honoree ... played in all 14 games and made one start ... made 16 catches for 310 yards for team-high 19.4 average (highest among players with at least one reception per game) ... finished with 67 yards and first career touchdown (55-yarder) on three catches against TCU in Big 12 Championship Game (12/2) ... made a 33-yard catch at Kansas (11/18) ... caught three passes for 23 yards in first career start against TCU (11/11) ... tallied 53 yards on three receptions at Oklahoma State (11/4) ... set career high with 76 yards on three catches at Kansas State (10/21) ... posted 48 yards on two receptions at Ohio State (9/9).

2016

Appeared in 12 games and registered 13 catches for 106 yards ... made collegiate debut and led team in receiving with six catches for 48 yards against ULM (9/10) ... registered a career-long 43-yard reception against Baylor (11/12).

HIGH SCHOOL

Four-star recruit according to ESPN, Rivals and Scout and a three-star prospect by 247Sports ... touted as 94th overall recruit in country by Rivals, No. 271 overall by ESPN and No. 454 overall by 247Sports ... dubbed 20th-best wide receiver in the country by Rivals, No. 45 by Scout, No. 46 by ESPN and No. 72 by 247Sports ... tabbed as No. 4 recruit in state of Louisiana by Rivals, No. 18 in state by ESPN and No. 27 by 247Sports ... missed beginning of 2015 season due to injury but still had 27 receptions for 500 yards and seven touchdowns ... caught 32 passes for 606 yards and eight touchdowns as a junior ... chose OU over Alabama, Tennessee, Ole Miss and others.

PERSONAL

Majoring in human relations ... first name pronounced MY-kell.



RYAN JONES
CHARLOTTE, N.C.
MALLARD CREEK HIGH SCHOOL

LB 6-2 236 R-FR

33

Year	GP-GS	UT	AT	Total	TFL	Sacks	INT	FF	FR	PBU
2017					REDSHIRTED					
2018	11-3	13	7	20	2.5-9	0.0-0	0	0	0	0
Career	11-3	13	7	20	2.5-9	0.0-0	0	0	0	0

2018

Has played in 11 games and made three starts ... started against Texas Tech (11/3) and made one tackle ... recorded two tackles versus Kansas State (10/27) ... started and set a career high with eight tackles (one for loss) against Army (9/22) ... registered six tackles (one for loss) against UCLA (9/8) ... made OU debut and first career start against Florida Atlantic (9/1) in season opener and recorded two tackles (0.5 for loss).

2017


Redshirted.

HIGH SCHOOL

Rated as a four-star recruit by ESPN, Rivals and Scout, and a three-star prospect by 247Sports ... ranked by ESPN as the No. 171 overall player in the country ... tabbed as the 24th-best receiver in the nation by ESPN, 49th by Rivals and 50th by Scout ... rated as the No. 50 athlete in the country by 247Sports ... ranked as the No. 2 recruit in North Carolina by ESPN, No. 10 by Rivals and No. 50 by 247Sports ... named first-team all-state by *USA Today* ... logged 31 catches for 541 yards and seven touchdowns, and made 21 tackles and defended four passes as a defensive back ... caught 23 passes for 679 yards and seven scores as a junior ... chose Oklahoma over Clemson, Florida, North Carolina and others.

PERSONAL

Major is business.



KASEY KELLEHER
PENINSULA, OHIO
WOODRIDGE HIGH SCHOOL

LS 5-10 224 R-FR

51

2018

Has served as snapper on punts and kicks in all 13 games.

2017

Redshirted.

HIGH SCHOOL

Four-year starter at Woodridge High School ... served as long snapper on punts and kicks for four seasons ... was also starting center and backup defensive lineman ... attended Football University position-specific high school training camp ... attended Rubio Longsnapping Camp in Chicago ... also played baseball ... originally committed to Toledo before walking on at Oklahoma.

PERSONAL

Major is management.



JORDAN KELLEY
TULSA, OKLA.
UNION HIGH SCHOOL

DT 6-3 297 FR

88

Year	GP-GS	UT	AT	Total	TFL	Sacks	INT	FF	FR	PBU
2018	2-0	0	2	2	0.0-0	0.0-0	0	0	0	0
Career	2-0	0	2	2	0.0-0	0.0-0	0	0	0	0

2018


Has seen action in two games ... played at Iowa State (9/15) ... posted two tackles in collegiate debut against UCLA (9/8).

HIGH SCHOOL

Rated as four-star recruit by 247Sports and a three-star prospect by ESPN and Rivals ... the No. 265 overall recruit in the country according to 247Sports ... ranked 23rd nationally among defensive tackles by 247Sports, 38th by ESPN and 43rd by Rivals ... rated as the No. 6 player in the state of Oklahoma by 247Sports, No. 8 by ESPN and No. 9 by Rivals ... high school teammate of fellow OU signee Patrick Fields ... chose Oklahoma over Arkansas, Oklahoma State, TCU and others.

PERSONAL

Major is aerospace engineering.



CALEB KELLY
FRESNO, CALIF.
CLOVIS WEST HIGH SCHOOL

LB 6-3 231 JR

19

Year	GP-GS	UT	AT	Total	TFL	Sacks	INT	FF	FR	PBU
2016	11-6	22	14	36	3.0-8	1.0-6	0	0	0	1
2017	14-13	36	20	56	3.5-14	1.0-5	1-0	2	2-18	1
2018	11-4	27	27	54	3.5-24	3.0-23	0	2	1-10	1
Career	36-23	85	61	146	10.0-46	5.0-34	1-0	4	3-28	3

2018

One of 11 FBS players named to Allstate AFCA Good Works Team for contributions to community and world at large ... has played in 11 games ... four starts have come in last four games ... ranks fourth on team with 54 tackles ... 33 of 54 tackles have come in last four outings ... posted seven tackles in Big 12 Championship win over No. 9 Texas (12/1) ... led team with career-high 14 tackles in win at No. 12 West Virginia (11/23) ... recovered fumble after his strip sack and returned it for 10-yard touchdown in second quarter vs. Mountaineers ... recorded five tackles in home finale versus Kansas (11/17) ... registered seven tackles against Oklahoma State in first start of season (11/10) ... recorded three tackles against Texas (10/6) ... logged a career-high 2.0 sacks versus Baylor (9/29) and finished with five tackles and a forced fumble ... made four stops against UCLA (9/8) and six versus Florida Atlantic (9/1).

2017

An honorable mention All-Big 12 selection by league's coaches ... played in all 14 games and made 13 starts ... ranked seventh on team with 56 tackles and second with four quarterback hurries ... registered 3.5 tackles for loss ... finished with four tackles and forced a fourth-quarter fumble that Steven Parker returned 46 yards for a touchdown against Georgia in CFP Semifinal at Rose Bowl (1/1) ... returned a fumble for a touchdown on TCU's first play from scrimmage and assisted on four tackles in Big 12 Championship Game (12/2) ... posted six tackles against West Virginia (11/25) ... set career high with 1.5 tackles for loss, including a sack, and finished with three stops at Kansas (11/18) ... broke up a pass and registered four tackles at Oklahoma State (11/4) ... intercepted first pass of his career and added three tackles against Texas Tech (10/28) ... recorded a season-high nine tackles (1.0 for loss) at Kansas State (10/21) ... recorded five tackles and recovered his first career fumble at Baylor (9/23) ... forced a fumble and made two tackles against UTEP (9/2).

2016


Played in 11 games at outside linebacker with starts in each of last six contests ... logged four total tackles in first five games and 32 in final six outings ... registered a pair of quarterback hurries on season ... finished with game- and career-high 12 tackles and 1.0 tackle for loss in Sugar Bowl win over Auburn (1/2) ... registered six tackles at Iowa State (11/3) and followed with seven stops against Baylor (11/12) ... made first career start against Kansas (10/29) ... made collegiate debut against ULM (9/10) and finished with four tackles.

HIGH SCHOOL

Ranked as a five-star recruit by Rivals and Scout and a four-star recruit by ESPN and 247Sports ... recognized as 14th overall recruit in country by Rivals, 17th by Scout, 68th by 247Sports and 69th by ESPN ... rated as No. 2 outside linebacker in nation by Scout, No. 3 by Rivals, No. 5 by 247Sports and No. 7 by ESPN ... selected as No. 2 recruit from California by Rivals, No. 7 by ESPN and No. 9 by 247Sports ... made 79 tackles in his senior season with 10.0 sacks ... chose OU over Alabama, Notre Dame, Oregon, Texas and others.

PERSONAL

Majoring in communication.



AUSTIN KENDALL
WAXHAW, N.C.
CUTHBERTSON HIGH SCHOOL

QB 6-2 219 R-SO

10

Year	GP-GS	Comp	Att	Pct	Yds	Avg	TD	INT	Long	Rush	Yds	Avg	TD	Long
2016	2-0	16	22	72.7	143	71.5	2	0	18	6	8	1.3	0	17
2017														
2018	5-1	12	17	70.6	122	24.4	1	0	27	7	21	3.0	0	12
Career	7-1	28	39	71.8	265	37.9	3	0	27	13	29	2.2	0	17

2018

Has played in five games ... completed 3 of 4 passes for 28 yards and rushed three times for 17 yards against Kansas State (10/27) ... completed lone attempt for six yards against Texas (10/6) ... made first career start versus Baylor (9/29) and played one series ... played majority of second half vs. Florida Atlantic (9/1) and was 8-of-10 passing for 88 yards and a touchdown.

2017

Redshirted ... named one of squad's offensive scout team players of the year.

2016

Played in two games in a back-up role ... his 143 passing yards and 16 completions were most ever in a season by a true freshman under head coach Bob Stoops, while his two passing TDs tied Paul Thompson (2002) for most ... made OU debut by playing entire second half vs. ULM (9/10) and finished with 108 yards and two TDs on 12-of-15 passing ... entered Kansas game (10/29) in third quarter and finished 4-of-7 for 35 yards and added 26 yards rushing on three carries ... enrolled at OU in January and participated in spring practice.

HIGH SCHOOL

Tabbed a four-star recruit by ESPN, Rivals and Scout, and a three-star prospect by 247Sports ... selected for 2016 Semper Fi All-American Bowl ... ranked as No. 77 high school prospect nationally by Rivals, No. 162 by ESPN and No. 448 by 247Sports ... touted as No. 4 pro-style quarterback by Rivals, the No. 7 pocket passer by ESPN, No. 16 pro-style QB by 247Sports and No. 20 overall quarterback by Scout ... selected as No. 8 player in state of North Carolina by ESPN, No. 9 by Rivals and No. 18 by 247Sports ... completed 63.9 percent of passes for 2,627 yards and 23 touchdowns and ran for 268 yards and six more scores as a senior ... threw for 4,461 yards on 310-for-513 passing (60.4 percent) with 49 touchdowns as a junior ... also had offers from Auburn, Clemson, Tennessee and West Virginia, among others.

PERSONAL

Graduated this month with a degree in communication.



CEEDEE LAMB
RICHMOND, TEXAS
FOSTER HIGH SCHOOL

WR 6-2 189 SO

2

Year	GP-GS	Rec	Yds	Avg	TD	Long
2017	14-13	46	807	17.5	7	82
2018	13-12	57	1,049	18.4	10	86
Career	27-25	103	1,856	18.0	17	86

2018

A second-team All-Big 12 selection by AP and an honorable mention choice by league's coaches ... has played in all 13 games and made 12 starts ... has caught 57 passes for 1,049 yards ... tied for team lead with 10 touchdown receptions ... has four 100-yard receiving games ... caught at least one touchdown pass in seven straight games (from Sept. 8 UCLA contest through Oct. 27 Kansas State game) ... has paired with Marquise Brown to give OU its first duo to each record at least 1,000 receiving yards in a season ... leads Big 12 and ranks ninth nationally by averaging 13.3 yards per punt return ... set a career high with 167 receiving yards on six catches and scored a TD in Big 12 Championship win against No. 9 Texas (12/1) ... caught five passes for 53 yards at West Virginia (11/23) ... reeled in five passes for 52 yards and returned a punt 34 yards against Kansas (11/17) ... posted three catches for 52 yards and returned two punts for 62 yards versus Oklahoma State (11/10) ... caught four passes for 51 yards at Texas Tech (11/3) ... racked up 160 yards and two touchdowns on just four catches (40.0 average) against Kansas State (10/27) ... caught five passes for 91 yards and ascore at TCU (10/20) ... posted six catches for 75 yards and a TD against Texas (10/6) ... logged 101 yards and a touchdown on three catches versus Baylor (9/29) ... caught four passes for 22 yards and two scores (including go-ahead TD in overtime) against Army (9/22) ... posted three receptions for 36 yards and one touchdown at Iowa State (9/15) ... reeled in seven catches for 146 yards and a score versus UCLA (9/8) and logged a career high 66-yard punt return in the third quarter ... caught two passes for 43 yards in season opener against Florida Atlantic.

2017


Named All-Big 12 Honorable Mention for Offensive Freshman of the Year by league's coaches ... selected as a freshman All-American by ESPN ... played in all 14 games with 13 starts (did not start at Kansas State) ... ranked third nationally among freshmen by averaging 17.5 yards per catch ... 807 receiving yards set a school freshman record while his seven touchdown receptions tied the OU freshman record and his 46 receptions tied for second most ... caught six passes for 66 yards and threw a two-yard TD pass to quarterback Baker Mayfield vs. Georgia in CFP Semifinal at Rose Bowl (1/1) ... led team with four catches for 92 yards and a touchdown against West Virginia (11/25) ... made two receptions for 53 yards and had a career-long 17-yard punt return against TCU (11/11) ... caught three passes for 51 yards at Oklahoma State (11/4) ... set OU freshman single-game records with nine receptions and 147 receiving yards and tied the OU freshman single-game mark with two touchdown grabs against Texas Tech (10/28) ... gained 74 yards on three receptions against Texas (10/14) ... caught two passes for 26 yards and a touchdown against Iowa State (10/7) ... caught four passes for a career-high 131 yards and two touchdowns against Tulane (9/16) ... had five receptions for 61 yards at Ohio State (9/9) ... became third true freshman in program history to start a season opener at wide receiver and caught three passes for 21 yards and a score against UTEP (9/2).

HIGH SCHOOL

A four-star recruit according to 247Sports, ESPN, Rivals and Scout ... rated as the No. 72 overall player in the country by Rivals, No. 223 by Scout and No. 278 by 247Sports ... tabbed nation's 16th-best receiver by Rivals, 31st by Scout, 37th by 247Sports and 52nd by ESPN ... ranked as the No. 15 recruit in Texas by Rivals, No. 38 by 247Sports and No. 51 by ESPN ... caught 98 passes for 2,032 yards (fourth most in state history) and 33 touchdowns (tied for second most in state history) and returned three punts for scores as a senior ... named a second-team All-American by MaxPreps, the *Houston Chronicle's* All-Greater Houston Football Offensive Player of the Year, the Houston Touchdown Club's Offensive Player of the Year and first-team all-state ... caught 57 passes as a junior for 1,082 yards and 11 touchdowns ... chose OU over Alabama, Baylor, Texas, UCLA and others ... first name pronounced SEE-dee.

PERSONAL

Majoring in communication.



TYREECE LOTT
ARDMORE, OKLA.
ARDMORE HIGH SCHOOL

DE 6-2 301 SO

93

Year	GP-GS	UT	AT	Total	TFL	Sacks	INT	FF	FR	PBU
2017	5-0	2	3	5	0.0-0	0.0-0	0	0	0	0
2018	9-0	3	6	9	1.0-1	0.0-0	0	0	0	0
Career	14-0	5	9	14	1.0-1	0.0-0	0	0	0	0

2018

Has played in nine games in a back-up role ... recorded a tackle in Big 12 Championship win vs. No. 9 Texas (12/1) ... registered a two-tackle game against Oklahoma State (11/10) ... logged three stops and a tackle for loss in season opener vs. Florida Atlantic (9/1).

2017

Played in five games but not in any of last six ... made one tackle against Tulane (9/16) ... tied for team lead with four tackles in OU debut against UTEP (9/2).

HIGH SCHOOL

A three-star recruit by 247Sports, ESPN, Rivals and Scout ... rated as the No. 56 defensive tackle in the country by Scout, No. 79 by ESPN and No. 88 by 247Sports ... ranked as the 19th-best player in the state of Oklahoma by 247Sports and Rivals and 21st by ESPN ... named first-team all-state by *The Oklahoman* as an offensive lineman ... selected to play in the Oklahoma Football Coaches Association All-Star Game ... registered 74 tackles and eight sacks as a defensive lineman his senior season ... picked Oklahoma over Kansas State, Oklahoma State and TCU, among others.

PERSONAL

Majoring in biology.



KENNETH MANN
BURLESON, TEXAS
BURLESON HIGH SCHOOL

DE 6-3 264 R-JR

55

Year	GP-GS	UT	AT	Total	TFL	Sacks	INT	FF	FR	PBU
2016	8-0	2	0	2	0.0-0	0.0-0	0	0	0	0
2017	13-0	14	14	28	6.0-41	5.0-38	0	2	0	0
2018	12-12	19	28	47	5.5-16	1.0-6	1-6	1	0	1
Career	33-12	35	42	77	11.5-57	6.0-44	1-6	3	0	1

2018

An honorable mention All-Big 12 selection by league's coaches ... has started in all 12 of his games ... missed Baylor contest (9/29) due to injury ... leads team with seven quarterback hurries ... has recorded 5.5 tackles for loss ... made four tackles and had team-high 1.5 TFL in Big 12 Championship win against No. 9 Texas (12/1) ... registered three tackles and a strip-sack that went for a touchdown at No. 12 West Virginia (11/23) ... recorded six tackles (one for loss) against Texas (10/6) ... set a career high with 11 tackles and recorded first career interception in fourth quarter of tie game versus Army (9/22) ... posted seven tackles versus UCLA (9/8).

2017

Played in 13 games ... ranked fourth on team with 6.0 tackles for loss and tied for second with two forced fumbles ... had two tackles, including one for loss, against TCU in Big 12 Championship Game (12/2) ... recorded a sack against TCU (11/11) ... finished with three tackles (including a strip sack) at Oklahoma State (11/4) ... assisted on three tackles against Texas Tech (10/28) ... made three tackles against Texas (10/14) ... assisted on a pair of tackles (one sack) against Iowa State (10/7) ... tied career high with five tackles (1.5 sacks) at Baylor (9/23) ... set career high with five tackles (including a strip sack) against Tulane (9/16).

2016

Played in eight games, primarily on special teams ... recorded two unassisted tackles, both against Kansas (10/29).

2015


Redshirted.

HIGH SCHOOL

Consensus three-star recruit by Rivals, Scout, 247Sports and ESPN ... ranked as No. 40 overall defensive end in country by ESPN and No. 82 by Scout ... slated as No. 26 strong-side defensive end in country by Rivals and No. 69 by 247Sports ... rated No. 48 overall recruit in state of Texas by Rivals, No. 78 by ESPN and No. 179 by 247Sports ... ranked No. 96 in Midlands Region by ESPN ... recorded 79 tackles, 14.5 sacks and 27 tackles for loss as a senior ... also received offers from Kansas State, Oklahoma State and Tulsa, among others.

PERSONAL

Majoring in human relations.



CONNOR MCGINNIS
OKLAHOMA CITY, OKLA.
HERITAGE HALL HIGH SCHOOL

QB/H 6-4 189 R-JR

3

2018

An Academic All-Big 12 First Team honoree with a 4.0 GPA ... a CoSIDA Academic All-District selection ... has served as team's holder in all 13 games.

2017

An Academic All-Big 12 First Team honoree with a 4.0 GPA ... winner of the Mortell Holder of the Year Award ... served as team's holder in all 14 games.

2016

Served as team's holder in all 13 games.

2015

Redshirted.

HIGH SCHOOL

Completed 113 of 203 passes for 1,922 yards and 22 touchdowns against nine interceptions as a senior ... also rushed for 1,366 yards and 17 TDs his final season.

PERSONAL

Major is finance.



BRYAN MEAD
OWASSO, OKLA.
REJOICE CHRISTIAN HIGH SCHOOL

LB 6-2 230 R-SO

38

Year	GP-GS	UT	AT	Total	TFL	Sacks	INT	FF	FR	PBU
2017	13-0	3	4	7	0.0-0	0.0-0	0	0	0	0
2018	13-0	3	3	6	0.0-0	0.0-0	0	0	0	0
Career	26-0	6	7	13	0.0-0	0.0-0	0	0	0	0

2018

An Academic All-Big 12 First Team honoree with a 4.0 GPA ... has played in all 13 games ... made three stops against Kansas (11/17) ... matched career high with three tackles against Florida Atlantic (9/1).

2017

An Academic All-Big 12 First Team honoree with a 4.0 GPA ... played in 13 games ... did not play at Kansas State (10/21) ... tied career high with three tackles against West Virginia

(11/25) ... made one tackle against Texas Tech (10/28) ... recorded three tackles in OU debut against UTEP (9/2).

2016

Redshirted.

HIGH SCHOOL

Played inside linebacker and quarterback ... threw for 2,205 yards and 20 touchdowns as a senior in 2015 while rushing for 1,338 yards and another 19 TDs ... made 171 tackles (21 for loss) as a senior and was named to Oklahoma Coaches Association All-State Team ... also named District A-7 most valuable player ... posted 129 tackles as a junior and was named District A-7 co-defensive player of the year by *The Oklahoman*.

PERSONAL

Was high school class valedictorian ... major is health and exercise science.



CARSON MEIER
TULSA, OKLA.
UNION HIGH SCHOOL

FB 6-5 254 R-SR

45

Year	GP-GS	Rec	Yds	Avg	TD	Long
2015	13-0	0	0	—	0	—
2016	13-0	0	0	—	0	—
2017	14-0	0	0	—	0	—
2018	13-11	16	276	17.2	4	32
Career	53-11	16	276	17.2	4	32

2018

Named to All-Big 12 Second Team by league's coaches ... an Academic All-Big 12 Second Team selection ... one of two players to receive team's Don Key Award ... has played in all 13 games and made 11 starts ... ranks fifth on team with 16 catches, 276 receiving yards and four receiving touchdowns ... caught two passes for 46 yards in win at No. 12 at West Virginia (11/23) ... made three catches for a season-high 49 yards and a touchdown on senior night against Kansas (11/17) ... had two receptions for 45 yards against Oklahoma State (11/10) ... caught two passes for 35 yards and a touchdown at Texas Tech (11/3) ... made two receptions for 17 yards and a touchdown at TCU (10/20) ... caught an 11-yard touchdown pass against Army (9/22) ... made first career catch with a 32-yard reception at Iowa State (9/15).

2017

An Academic All-Big 12 Second Team selection ... played in all 14 games.

2016

An Academic All-Big 12 Second Team honoree ... played in all 13 games.

2015

Named to Academic All-Big 12 First Team ... played in all 13 games.

2014


Redshirted.

HIGH SCHOOL

Four-star recruit by ESPN ... three-star recruit by Scout, Rivals and 247Sports ... rated as No. 5 tight end by ESPN ... caught 33 passes for 433 yards and three touchdowns as a senior ... played in Semper Fidelis All-American game ... also had offers from Duke, Kansas State, Oklahoma State, Oregon State and Wisconsin.

PERSONAL

Graduated in December with a degree in finance and is pursuing a master's in management of information technology.



A.D. MILLER
DALLAS, TEXAS
BISHOP DUNNE HIGH SCHOOL

WR 6-3 193 R-JR

12

Year	GP-GS	Rec	Yds	Avg	TD	Long
2015	6-1	2	16	8.0	0	12
2016	12-5	12	145	12.1	2	36
2017			REDSHIRTED			
2018	9-4	7	75	10.7	2	17
Career	27-10	21	236	11.2	4	36

2018

Has played in nine games and made four starts ... has made seven catches for 75 yards and two touchdowns ... made one reception for 10 yards against Kansas (11/17) ... caught one pass for 15 yards against Army (9/22) ... made one catch for 17 yards at Iowa State (9/15) ... caught two passes for 25 yards and a touchdown against UCLA (9/8) ... had two receptions for 18 yards and a touchdown in season opener against Florida Atlantic (9/1).

2017

Redshirted.

2016

Played in 12 of 13 games (did not play in Sugar Bowl) and made five starts ... caught 12 passes for 145 yards (12.1 average) and two touchdowns ... paced team with career highs of 72 receiving yards, three receptions and a touchdown against Ohio State (9/17) ... scored his first career TD against ULM (9/10) ... named to Academic All-Big 12 First Team.

2015

Played in six games with one start ... made one reception for four yards at Kansas State (10/17) ... made first career start against Texas (10/10) ... saw playing time against West Virginia (10/3) ... caught first pass of career for 12 yards against Tulsa (9/19) ... saw playing time at Tennessee (9/12) ... made Sooners debut against Akron (9/5).

HIGH SCHOOL

Ranked as a three-star recruit by ESPN, 247Sports, Rivals and Scout ... rated as No. 74 wide receiver by Scout, No. 78 by ESPN, No. 79 by Rivals and No. 102 by 247Sports ... pegged as No. 84 player from state of Texas by Rivals and No. 85 by ESPN ... earned first-team all-state honors as a senior ... caught 63 passes for a total of 1,187 yards and 18 touchdowns in senior season and had 34 catches for 482 yards and 10 touchdowns as a junior ... also received offers from Notre Dame, Ohio State and Tennessee, among others.

PERSONAL

Graduated this month with a degree in communication.



QUINN MITTERMEIER
TOPEKA, KAN.
BUTLER COMMUNITY COLLEGE

OL 6-5 294 R-SR

73

2018

Has played in 12 games, primarily on special teams ... did not play in season opener against Florida Atlantic (9/1).

2017

Played in 12 games ... did not play in first two games of season.

2016

Named to Academic All-Big 12 Second Team ... played in all 13 games, primarily on special teams ... made OU debut vs. Houston (9/3).

2015


Redshirted.

JUNIOR COLLEGE

Ranked by Rivals and 247Sports as a three-star recruit after spending one season at Butler Community College ... picked by 247Sports as No. 15 junior college offensive tackle and No. 17 junior college player in state of Kansas ... also received offers from Florida, Kansas State, Louisville, Nebraska and Texas Tech.

PERSONAL

Graduated this month with a degree in human relations.



TANNER MORDECAI
WACO, TEXAS
MIDWAY HIGH SCHOOL

QB 6-2 206 FR

15

Year	GP-GS	Comp	Att	Pct	Yds	Avg	TD	INT	Long	Rush	Yds	Avg	TD	Long
2018	2-0	2	4	50.0	37	18.5	0	0	33	0	0	0.0	0	0
Career	2-0	2	4	50.0	37	18.5	0	0	33	0	0	0.0	0	0

2018

Played in season's first two games ... was 2 of 2 passing for 37 yards (including a 33-yard completion) in the season opener against Florida Atlantic (9/1) ... named one of squad's offensive scout team players of the year.

HIGH SCHOOL

Ranked as a four-star recruit by ESPN and a three-star prospect by 247Sports and Rivals ... tabbed the No. 151 overall prospect in the country by ESPN and No. 315 by 247Sports ... touted as the No. 19 dual-threat quarterback by 247Sports and No. 17 by Rivals ... ranked as the No. 10 pocket-passing quarterback in the country by ESPN ... rated the No. 23 player in the state of Texas by ESPN, No. 59 by Rivals and No. 78 by 247Sports ... threw for 4,797 yards in his high school career with 51 touchdowns and just 13 interceptions on 334-of-567 passing ... also ran for 1,511 yards and 20 touchdowns on 247 carries ... also received offers from Georgia, Oklahoma State, Ole Miss and others.

PERSONAL

Major is business.



LEE MORRIS
ALLEN, TEXAS
ALLEN HIGH SCHOOL

WR 6-2 212 R-JR

84

Year	GP-GS	Rec	Yds	Avg	TD	Long
2016	12-0	0	0	—	0	—
2017	14-0	2	61	30.5	2	43
2018	13-0	21	457	21.8	8	65
Career	39-0	23	518	22.5	10	65

2018

Burlsworth Trophy semifinalist ... former walk-on was awarded a scholarship after season opening-game ... has played in all 13 games ... has 21 catches and ranks third on team with 457 receiving yards and eight receiving touchdowns ... caught two passes for 31 yards against Texas in Big 12 Championship win over No. 9 Texas (12/1) ... had two receptions for 33 yards against Oklahoma State (11/10) ... posted career highs of four catches and 101 yards and matched career-best with two touchdowns at Texas Tech (11/3) ... scored two touchdowns on two receptions (combined 36 yards) at TCU (10/20) ... had two catches for 33 yards and scored a 19-yard touchdown against Texas (10/6) ... caught three passes for 61 yards and scored two touchdowns against Baylor (9/29) ... had one catch for 38 yards against Army (9/22) ... caught a 65-yard touchdown pass and blocked a punt that was recovered for a touchdown in opener against Florida Atlantic (9/1).

2017

Played in all 14 games ... both of his receptions went for touchdowns ... caught an 18-yard TD pass at Ohio State (9/9) ... first career catch was as a 43-yard score against UTEP (9/2).

2016


Played in 12 games, mostly on special teams.

HIGH SCHOOL

Had 694 receiving yards on 34 catches and 11 touchdowns as senior in high school ... won three state championships with Allen High School.

PERSONAL

Father, Lee Morris Jr., lettered at OU in 1985 and 1986 ... major is economics.



PARNELL MOTLEY
WASHINGTON, D.C.
HD WOODSON HIGH SCHOOL

CB 6-0 177 JR

11

Year	GP-GS	UT	AT	Total	TFL	Sacks	INT	FF	FR	PBU
2016	11-0	8	1	9	0.0-0	0.0-0	0	0	0	0
2017	14-13	49	14	63	4.5-15	0.0-0	2-77	1	1-0	9
2018	13-7	40	19	59	1.5-2	0.0-0	3-17	0	0	10
Career	38-20	97	34	131	6.0-17	0.0-0	5-94	1	1-0	19

2018

An honorable mention All-Big 12 selection by league coaches ... has played in all 13 games and made seven starts ... leads team with three interceptions while ranking second with 10 pass breakups and third with 59 tackles ... finished with four tackles and one pass breakup in Big 12 Championship win over No. 9 Texas (12/1) ... had five tackles and one pass breakup at No. 12 West Virginia (11/23) ... tallied six tackles and two pass breakups against Oklahoma State (11/10) ... recorded five tackles at Texas Tech (11/3) and against Kansas State (10/27) ... picked up his third interception of season at TCU (10/20) ... tallied seven tackles and one pass breakup against Texas (10/6) and Baylor (9/29) ... ended game with an overtime interception and finished with three tackles and one TFL against Army (9/22) ... recorded seven tackles, two pass breakups and game-sealing fourth-quarter interception at Iowa State (9/15) ... tallied team-high seven tackles against Florida Atlantic (9/1).

2017

Played in all 14 games and made 13 starts ... led team with nine pass breakups and was co-leader with two interceptions ... tied for fourth on squad with 63 tackles ... registered six tackles against Georgia in CFP Semifinal at Rose Bowl (1/1) ... broke up two passes and finished with six tackles (including 0.5 for loss) against TCU in Big 12 Championship Game (12/2) ... forced a fumble, recovered another, broke up a pass and made six tackles against West Virginia (11/25) ... led team with six tackles (one for loss) at Kansas (11/18) ... recorded six tackles against Texas Tech (10/28) ... broke up career-high two passes and made five tackles against Iowa State (10/7) ... broke up a pass and had four tackles (1.0 for loss) at Baylor (9/23) ... returned an interception 77 yards for a touchdown and recorded four tackles (1.0 for loss) against Tulane (9/16) ... set career high with eight tackles and recorded first interception, pass breakup and TFL of his career at Ohio State (9/9) ... made first career start and recorded two tackles against UTEP (9/2).

2016

Played in 11 contests, primarily on special teams ... registered nine tackles (eight unassisted) ... made career-high four tackles against ULM in collegiate debut (9/10).

HIGH SCHOOL

Consensus three-star recruit by ESPN, Scout, Rivals and 247Sports ... ranked as No. 471 recruit nationally by 247Sports ... rated as 39th overall athlete in the country by Scout and No. 54 athlete in country by ESPN ... tabbed by 247Sports as No. 72 wide receiver in nation ... rated as No. 5 overall prospect in Washington, D.C., by 247Sports and No. 6 by Rivals and ESPN ... also received offers from Clemson, LSU, Michigan and Michigan State.

PERSONAL

Major is communication.



KENNETH MURRAY
MISSOURI CITY, TEXAS
ELKINS HIGH SCHOOL

LB 6-2 238 50

9

Year	GP-GS	UT	AT	Total	TFL	Sacks	INT	FF	FR	PBU
2017	14-14	42	36	78	7.5-23	1.0-11	0	1	1-0	0
2018	13-13	64	76	140	12.0-44	4.0-25	0	0	1-0	2
Career	27-27	106	112	218	19.5-67	5.0-36	0	1	2-0	2

2018

Named to All-Big 12 Second Team by league's coaches and the AP ... has started all 13 games and leads team with 140 total tackles (most by a Sooner since 2008) ... ranks second in Big 12 and 15th in nation by averaging 10.8 tackles per game ... has eight games of double-digit tackles ... tallied seven tackles in win against No. 9 Texas in Big 12 Championship (12/1) ... recorded 10 stops (one for loss) at No. 12 West Virginia (11/23) ... totaled 11 tackles against Oklahoma State (11/10) ... recorded team-high 11 stops (1.5 for loss) at Texas Tech (11/3) ... led team with 11 tackles (two for loss, one sack) at TCU (10/20) ... tallied 10 stops against Texas (10/6) ... logged team-high 17 tackles (one sack) against Baylor (9/29) ... named Walter Camp FBS Defensive Player of the Week and Big 12 Defensive Player of the Week after recording 28 tackles (six solo, 22 assists) against Army (9/22) ... 28 tackles vs. Army were most in FBS since at least 2000 and were second most in school history ... led team with 10 tackles (two for loss, one sack) at Iowa State (9/15) ... recorded nine tackles (2.5 for loss, one sack) against UCLA (9/8).

2017

Named co-Big 12 Defensive Freshman of the Year and All-Big 12 Honorable Mention by the league's coaches ... selected as a freshman All-American by Football Writers Association of America and *USA Today* ... started all 14 games and ranked second on team with 78 tackles ... tied a career high with nine tackles (two for loss and one sack) vs. Georgia in CFP Semifinal at Rose Bowl (1/1) ... forced a fumble and finished with four tackles (1.0 for loss) against TCU in Big 12 Championship Game (12/2) ... set career high with nine tackles against West Virginia (11/25) ... posted five tackles against TCU (11/11) ... tied for team lead with seven tackles against Texas (10/14) ... finished with eight tackles at Baylor (9/23) ... registered eight tackles (including his first tackle for loss) and recovered a fumble against Tulane (9/16) ... tallied five tackles at Ohio State (9/9) ... became first true freshman to start a season opener at inside linebacker for OU since 1975 and finished with three tackles against UTEP (9/2).

HIGH SCHOOL

Early enrollee ... a four-star recruit according to Rivals and Scout and a three-star prospect according to 247Sports and ESPN ... touted as No. 292 overall recruit in the country by Scout and No. 412 by 247Sports ... ranked 17th among outside linebackers by Rivals, 23rd by Scout, 27th by 247Sports and 45th by ESPN ... selected as the No. 34 player in the state of Texas by Rivals, No. 58 by 247Sports and No. 97 by ESPN ... posted 104 tackles as a senior with 4.0 sacks, six passes defended and one forced fumble ... chose OU over Baylor, Michigan, Texas and others.

PERSONAL

Major is communication.



► **Kenneth Murray's 140 tackles are OU's most since Travis Lewis had 144 in 2008.**



KYLER MURRAY
ALLEN, TEXAS
TEXAS A&M UNIVERSITY

QB 5-10 195 R-JR

1

Year	GP-GS	Comp	Att	Pct	Yds	Avg	TD	INT	Long	Rush	Yds	Avg	TD	Long
2015*	8-3	72	121	59.5	686	76.2	5	7	26	53	335	6.3	1	34
2017	7-1	18	21	85.7	359	59.8	3	0	87	14	142	10.1	0	66
2018	13-12	241	340	70.9	4,053	311.8	40	7	86	123	892	68.6	11	75
Career	28-16	331	482	68.7	5,098	182.1	48	14	87	190	1,369	7.4	12	75

* at Texas A&M

2018

OU's seventh Heisman Trophy winner ... Davey O'Brien Quarterback of the Year Award recipient ... named AP Player of the Year ... finalist for Maxwell Award, Walter Camp Player of the Year Award, Manning Award and Earl Campbell Tyler Rose Award ... first-team All-American (AP and FWAA) ... Big 12 Offensive Player of the Year ... named to All-Big 12 First Team ... voted Most Outstanding Player of Big 12 Championship ... tied league record by being named Big 12 Offensive Player of the Week five times ... an Academic All-Big 12 Second Team honoree ... has played in all 13 games with starts in 12 contests (did not start vs. Baylor) ... first FBS player to ever enter bowl season averaging at least 300.0 passing yards (311.8) and at least 60.0 rushing yards (68.6) per game ... leads nation in total yards (school-record 4,945), points responsible for (306), passing efficiency rating (205.7; FBS record is 198.9) and yards per pass attempt (11.9; FBS record is 11.1) ... ranks second nationally in completion percentage (.709; first among Power Five players), yards per completion (16.8) and passing TDs (40) ... 11.8 percent of his passes have been for touchdowns (FBS record is 11.6) ... has thrown at least two touchdown passes in all but one game and has thrown at least three TD passes in 10 of 13 contests ... set school and Big 12 records by assembling a streak of eight games with at least three TD passes ... has thrown for at least 300 yards and rushed for at least 65 in a game six times (most nationally since at least 1996; had only been done four times by a Sooner in the first 22 years of the Big 12) ... led Big 12 in league play in total offense at 409.3 yards per game (next most was 335.1), passing efficiency rating with a 208.2 mark (next best was 176.7) and in total TDs with 37 (next most was 31) ... has completed 241 of 340 passes for 4,053 yards and 40 touchdowns against seven interceptions (5.7-to-1 ratio) ... has rushed for 892 yards and another 11 scores ... needs 108 rushing yards to become just the second player in FBS history to throw for at least 4,000 and run for at least 1,000 in a season (Clemson's DeShaun Watson did it in 2015) ... only player in school history to throw for 300 yards and rush for 100 in a game and has done it twice (360 and 100 at Texas Tech on Nov. 3; 364 and 114 at No. 12 West Virginia on Nov. 23) ... finished 17 for 21 for 432 yards, six touchdowns and no interceptions while adding 45 rushing yards and a score in OU's 66-33 win over Baylor (Sept. 29) ... his 348.0 passing efficiency rating in Baylor game set school and Big 12 records (as did his 20.6 yards per pass attempt and 25.4 yards per completion) and was the highest in the FBS since at least 1996 ... passed for 379 yards and three touchdowns (no interceptions) and ran for 39 yards in Big 12 Championship win vs. Texas (Dec. 1).

2017

An Academic All-Big 12 Second Team honoree ... played in seven games and made one start ... completed 85.7 percent of his pass attempts (18 of 21) and threw for three touchdowns without an interception ... went 2-for-2 passing for 52 yards and a touchdown and ran three times for a season-high 80 yards (including a career-long 66-yarder) vs. West Virginia in first career start (11/25) ... threw for 55 yards on 3-of-5 passing and ran for 33 yards on three carries at Kansas (11/18) ... completed all three of his passes for 103 yards, including a career-long 87 yard TD throw, and ran once for eight yards against Tulane (9/16) ... made OU debut by completing 10 of 11 passes for 149 yards and a touchdown against UTEP (9/2).

2016

Practiced with team but did not participate in games per NCAA transfer rules.

2015 (AT TEXAS A&M)

Played in eight games and made three starts at quarterback ... finished second on team with 335 rushing yards and 1,021 yards of total offense ... recorded 191 passing yards and set season highs in completions (22), attempts (39) and passing touchdowns (3) while running for an additional 50 yards vs. Western Carolina (11/14) ... threw for 105 yards and ran for 37 more in start against Auburn (11/7) ... made first career start and threw for career-high 223 yards on 20-of-28 passing with one touchdown while running for career-high 156 yards and a score on 20 attempts vs. South Carolina (10/31) ... completed 2 of 4 passes for 21 yards against Alabama (10/17) ... ran five times for 27 yards against Arkansas (9/26) ... was 2-of-4 passing for 32 yards and ran twice for 10 yards vs. Nevada

(9/19) ... completed 9 of 14 passes for 65 yards and his first touchdown against Ball State (9/12) ... made collegiate debut by throwing for 49 yards on 4-of-9 passing and rushing for 69 yards on six attempts vs. Arizona State (9/5).

HIGH SCHOOL

Consensus five-star recruit by ESPN, Rivals, Scout and 247Sports ... rated as 13th overall recruit by ESPN, 30th by 247Sports, 37th by Scout and 71st by Rivals ... touted by ESPN as top dual threat QB in country, No. 2 by 247Sports and No. 5 by Rivals ... named No. 3 player in state of Texas by ESPN, No. 4 by 247Sports and No. 9 by Rivals ... ranks as one of most accomplished Texas high school players ever after leading Allen High School to three straight state titles and never losing a game as a starting quarterback (43-0) ... rolled up 14,500 rushing and passing yards and totaled 186 touchdowns in his three seasons ... named Mr. Texas Football Player of the Year in 2014 by *Dave Campbell's Texas Football* magazine ... named National Player of the Year by *Parade*, *Gatorade*, *MaxPreps* and *USA Today* ... completed 278 of 433 passes (64.2 percent) for 4,713 yards and 54 touchdowns against just eight interceptions and averaged nearly 10 yards per carry on way to 1,485 yards and 25 touchdowns as a senior ... completed 207 of 325 passes (63.7 percent) for 3,669 yards and 46 touchdowns as a junior while adding another 1,274 yards and 19 scores on ground ... rushed for 1,370 yards and 25 touchdowns as a sophomore while passing for 2,004 yards and 17 touchdowns ... was first player ever selected to play in Under Armour All-American games for both football and baseball.

PERSONAL

An outfielder on the OU baseball team who was the No. 9 overall pick in the 2018 MLB First-Year Player Draft by the Oakland A's ... started 50 of his 51 games for the Sooners in 2018 and hit .296 with 10 home runs, 13 doubles, 47 RBIs, 46 runs and 10 stolen bases ... father (Kevin Murray) lettered at Texas A&M from 1983-86 and finished career holding virtually every season and career passing record ... father was also inducted into Texas A&M Athletic Hall of Fame in 1999 and the Cotton Bowl Hall of Fame in 2012 ... major is human relations.



CHASE NEVEL
 CATOOSA, OKLA.
 NORTHEASTERN OKLAHOMA A&M
 WR 6-0 184 SR
88

Year	GP-GS	Rec	Yds	Avg	TD	Long
2017	2-0	2	13	6.5	0	7
2018	7-0	0	0	0.0	0	0
Career	9-0	2	13	6.5	0	7

2018

Has played in seven games, primarily on special teams.

2017

Played in two games ... saw playing time against Tulane (9/16) ... caught two passes for 13 yards in OU debut against UTEP (9/2).

JUNIOR COLLEGE

Played two years as receiver at Northeastern Oklahoma A&M in Miami, Okla.

HIGH SCHOOL

Named to Oklahoma Coaches Association All-State Team as a senior at Catoosa High School.

PERSONAL

Majoring in criminology.



TRE NORWOOD
 FORT SMITH, ARK.
 NORTHSIDE HIGH SCHOOL
 CB 6-0 179 SO
13

Year	GP-GS	UT	AT	Total	TFL	Sacks	INT	FF	FR	PBU
2017	14-5	24	6	30	0.0-0	0.0-0	0	0	0	8
2018	13-13	37	16	53	2.0-5	1.0-5	1-5	0	0	5
Career	27-18	61	22	80	2.0-5	0.0-0	1-5	0	0	13

2018

Has started all 13 games ... ranks fifth on the team with 53 tackles ... has five pass breakups and one interception ... interception came in final minute of Big 12 Championship win against No. 9 Texas (12/1) ... had three tackles and two pass breakups at No. 12 West Virginia (11/23) ... made six stops against Kansas (11/17) ... finished with six tackles (one for loss) against Oklahoma State (11/10) ... tallied six tackles against Baylor (9/29) ... made five stops at Iowa State (9/15) ... had four tackles and one sack against UCLA (9/8) ... recorded four tackles and a pass breakup against Florida Atlantic (9/1).

2017

Played in all 14 games with starts in each of the last five ... ranked second on team with eight pass breakups ... finished with 30 tackles ... made four tackles and broke up a pass vs. Georgia in CFP Semifinal at Rose Bowl (1/1) ... recorded five tackles against TCU in Big 12 Championship Game (12/2) ... finished with four tackles in start against West Virginia (11/25) ... broke up two passes and made five tackles in start at Kansas (11/18) ... matched career high with two pass breakups and had a tackle in first career start against TCU (11/11) ... led team with a career-high seven tackles and broke up two passes at Oklahoma State (11/4) ... broke up a pass and made two tackles in OU debut against UTEP (9/2).

HIGH SCHOOL

A three-star recruit according to 247Sports, ESPN, Rivals and Scout ... rated as the No. 53 cornerback in the country by 247Sports, No. 93 by ESPN and No. 105 by Scout ... tabbed as the No. 4 player in the state of Arkansas by 247Sports and No. 9 player by ESPN ... named to the 2016 All-Northwest Arkansas Democrat-Gazette Division I First Team ... chose Oklahoma over Louisville, Notre Dame, Tennessee and others.

PERSONAL

Majoring in health and exercise science.



MARQUISE OVERTON
 TULSA, OKLA.
 JENKS HIGH SCHOOL
 DT 6-1 315 R-JR
97

Year	GP-GS	UT	AT	Total	TFL	Sacks	INT	FF	FR	PBU
2015	8-0	4	1	5	1.0-4	1.0-4	0	0	0	0
2016	2-0	1	1	2	0.0-0	0.0-0	0	0	0	0
2017	14-9	20	23	43	3.0-2	0.0-0	0	0	1-0	0
2018	10-0	4	6	10	0.0-0	0.0-0	0	0	0	0
Career	34-9	29	31	60	4.0-6	1.0-4	0	0	1-0	0

2018

Has played in 10 games ... missed second through fourth games with injury before playing in each of last nine contests ... has 10 total tackles ... made three stops (two solo) against Kansas (11/17) ... had two tackles against Kansas State (10/27) ... registered one tackle against West Virginia (11/23), Oklahoma State (11/10), Texas Tech (11/3), Baylor (9/29) and Florida Atlantic (9/1).

2017

Played in all 14 games and made nine starts (each of last seven outings) ... led team's defensive linemen with 43 tackles and finished with 3.0 tackles for loss ... registered three tackles vs. TCU in Big 12 Championship Game (12/2) ... finished with three tackles in start against West Virginia (11/25) ... registered three tackles in start at Kansas (11/18) ... led

the team and tied a career high with six tackles in start against TCU (11/11) ... posted four tackles in start at Oklahoma State (11/4) ... matched career high with six tackles in start vs. Iowa State (10/7) ... set career high with six tackles (one for loss) at Baylor in first career start (9/23) ... posted three tackles (one for loss) and recovered his first fumble vs. UTEP (9/2).

2016

Saw action in first two games before missing rest of season due to injury ... both of his tackles came against ULM in second game (9/10).

2015

Played in eight games ... saw playing time in Orange Bowl against Clemson (12/31) ... assisted on a tackle at Oklahoma State (11/28) ... saw playing time at Baylor (11/14) ... posted one tackle against Iowa State (11/7) ... saw playing time against Kansas (10/31) and Texas Tech (10/24) ... posted a career-high two tackles, including his first sack, at Kansas State (10/17) ... made Sooners debut with one tackle against Akron (9/5).

HIGH SCHOOL

Ranked by Rivals, 247Sports, Scout and ESPN as a four-star recruit ... rated 175th overall in country by ESPN, 189th overall by 247Sports, 217th overall by Rivals and 286th overall by Scout ... recognized as No. 15 defensive tackle prospect nationally by 247Sports, No. 19 by Rivals, No. 20 by ESPN and No. 24 DT by Scout ... No. 2 overall recruit in state of Oklahoma according to 247Sports and No. 4 in state according to ESPN, Scout and Rivals ... slotted as 26th-best talent in Midlands Region by ESPN ... named Top Defensive Lineman by *Tulsa World* ... selected for Semper Fidelis All-American Game ... part of prep teams that won three straight 6A state titles ... received offers from Baylor, Oklahoma State and Texas Tech, among others.

PERSONAL

Major is communication ... wrestled for OU in 2017-18 ... first name pronounced mar-KWEZ.



JORDAN PARKER

PITTSBURG, CALIF.
PITTSBURG HIGH SCHOOL

CB 5-11 182 R-SO

1

Year	GP-GS	UT	AT	Total	TFL	Sacks	INT	FF	FR	PBU
2016	10-8	31	5	36	1.0-1	0.0-0	0	1	1-0	3
2017	1-0	0	0	0	0.0-0	0.0-0	0	0	0	0
2018	8-1	4	4	8	0.0-0	0.0-0	0	0	1-0	2
Career	19-9	35	9	44	1.0-1	0.0-0	0	1	2-0	5

2018

Has played in eight games with one start at Texas Tech (11/3) ... has totaled eight tackles, two pass breakups and a fumble recovery ... tallied one tackle and two pass breakups at Texas Tech (11/3) ... made two tackles and recovered a fumble on a kickoff against Kansas State (10/27) ... had two stops against UCLA (9/8) ... made two tackles against Florida Atlantic (9/1).

2017

Sustained season-ending knee injury in opener against UTEP (9/2).

2016

Played in 10 games at cornerback and started final eight contests ... registered 36 tackles (31 unassisted) ... made collegiate debut against Texas (10/8) and logged four tackles ... made first collegiate start vs. Kansas State (10/15) and registered five stops ... logged a career-high seven tackles at Texas Tech (10/22) ... notched first career tackle for loss against Iowa State (11/3) and finished with five tackles and one pass breakup ... forced a fumble and notched four tackles against Baylor (11/12) ... made five tackles in Big 12-title-clinching win over Oklahoma State (12/3).

HIGH SCHOOL

Consensus four-star recruit by ESPN, Scout, Rivals and 247Sports ... invited to The Opening ... ranked as No. 128 overall recruit by Scout, No. 134 by Rivals, No. 175 by 247Sports and No. 290 by ESPN ... rated as No. 11 cornerback in country by Scout, No. 13 by Rivals, No. 17 by 247Sports and No. 22 by ESPN ... rated as No. 21 overall prospect in California by Rivals, No. 24 by 247Sports and No. 33 by ESPN ... recorded 23 tackles as a senior and added three interceptions and six pass breakups ... made 32 tackles as a junior with two tackles for loss and five interceptions ... also received offers from Tennessee, UCLA, USC and Utah, among others.

PERSONAL

Underwent two heart surgeries in summer of 2016 after being diagnosed with Wolff-Parkinson-White syndrome ... major is sociology.



RONNIE PERKINS

ST. LOUIS, MO.
LUTHERAN NORTH HIGH SCHOOL

DE 6-3 254 FR

7

Year	GP-GS	UT	AT	Total	TFL	Sacks	INT	FF	FR	PBU
2018	13-6	16	19	35	8.0-34	5.0-25	0	0	0	1
Career	13-6	16	19	35	8.0-34	5.0-25	0	0	0	1

2018


Named a freshman All-American by ESPN ... has played in all 13 games and made six starts ... started six of last seven contests ... has totaled 35 tackles ... leads team with 5.0 sacks and ranks third with 8.0 tackles for loss and with four quarterback hurries ... tallied four tackles (one sack) in Big 12 Championship win against No. 9 Texas (12/1) ... made two tackles (one sack) at No. 12 West Virginia (11/23) ... had four tackles against Oklahoma State (11/10) ... made three stops (1.5 for loss) at Texas Tech (11/3) ... registered two tackles in his first start at TCU (10/20) ... tallied four tackles (two sacks) and three QB hurries against Baylor (9/29) ... had two tackles (one sack) against UCLA (9/8) ... made four stops in his collegiate debut against Florida Atlantic (9/1).

HIGH SCHOOL

Early enrollee ... a four-star recruit by 247 Sports, ESPN and Rivals ... named a U.S. Army All-American ... invited to The Opening ... recognized as the 57th overall recruit in the country by 247Sports, 81st overall by ESPN and 128th overall by Rivals ... rated as the No. 5 weakside defensive end in the nation by 247Sports, the No. 7 strongside defensive end by Rivals and the No. 9 defensive end by ESPN ... rated as the No. 1 recruit from Missouri by ESPN, No. 2 by 247Sports and No. 5 by Rivals ... also received offers from Georgia, LSU, Texas and others.

PERSONAL

Major is business.



T.J. PLEDGER

PACOIMA, CALIF.
IMG ACADEMY

RB 5-9 200 FR

22

Year	GP-GS	Rush	Yds	Avg	TD	Long	Rec	Yds	Avg	TD	Long
2018	9-0	30	179	6.0	0	21	1	12	12.0	0	12
Career	9-0	30	179	6.0	0	21	1	12	12.0	0	12

2018

Has played in nine games ... has rushed for 179 yards on 30 carries (6.0 average) ... rushed 13 times for 91 yards against Kansas State (10/27) ... caught one pass for 12 yards against Army (9/22) ... ran for 45 yards on seven carries against UCLA (9/8) ... rushed seven times for 38 yards in collegiate debut against Florida Atlantic (9/1).

HIGH SCHOOL

Early enrollee ... a four-star recruit by 247Sports, ESPN and Rivals ... named a U.S. Army All-American ... invited to The Opening ... ranked as the No. 70 high school prospect nationally by Rivals, No. 107 by ESPN and No. 185 by 247Sports ... touted as the No. 5 running back in the country by Rivals and No. 6 by ESPN, and the No. 6 all-purpose back by 247Sports ... the 17th-ranked player in the state of Florida by Rivals, 25th by 247Sports and 26th by ESPN ... chose Oklahoma over Clemson, Georgia, Ohio State and others.

PERSONAL

Major is communication.



BEN POWERS
WICHITA, KAN.
BUTLER COMMUNITY COLLEGE

OL	6-4	313	SR
----	-----	-----	----

72

2018

A consensus All-American at offensive guard ... named a first-team All-American by the AFCA, FWAA, *Sporting News* and Walter Camp Foundation ... Outland Trophy semifinalist ... a first-team All-Big 12 selection by league coaches and the AP ... an Academic All-Big 12 First Team selection ... member of an OU offensive line unit that is a finalist for Joe Moore Award ... has started all 13 games at left guard.

2017

Named to All-Big 12 Second Team by league's coaches ... an Academic All-Big 12 First Team honoree and a CoSIDA Academic All-District selection ... played in all 14 games and made 12 starts (10 at left guard, two at right guard) ... made first career start at right guard against Iowa State (10/7) and also started there against Texas (10/14) ... did not start at Kansas State (10/21) or Ohio State (9/9).

2016

A second-team All-Big 12 selection by AP and an honorable mention All-Big 12 pick by league's coaches ... played in 11 games with starts at left guard in each of last 10 contests ... played 595 snaps and surrendered one sack ... made OU debut against ULM (9/10) and first career start at TCU (10/1) ... enrolled at OU in January of 2016 after one season at junior college.


JUNIOR COLLEGE

Ranked as a four-star recruit by ESPN and three-star prospect by 247Sports and Rivals ... tabbed as No. 36 overall JUCO player by ESPN, No. 40 by Rivals and No. 79 by 247Sports ... selected as No. 2 JUCO guard by ESPN, No. 6 JUCO offensive tackle by 247Sports and No. 7-ranked JUCO offensive lineman by Rivals ... also had offers from Kansas State, TCU and Texas Tech.

PERSONAL

Major is management.

► Left guard **Ben Powers** is OU's 81st consensus All-American (fifth in the last three years).

BRENDAN RADLEY-HILES
INGLEWOOD, CALIF.
IMG ACADEMY

DB	5-9	186	FR
----	-----	-----	----

44

Year	GP-GS	UT	AT	Total	TFL	Sacks	INT	FF	FR	PBU
2018	12-11	21	18	39	1.0-3	0.0-0	0	0	0	1
Career	12-11	21	18	39	1.0-3	0.0-0	0	0	0	1

2018

Has played in 12 games and made 11 starts ... missed Texas Tech game (11/3) due to injury ... a midseason All-American by ESPN ... has totaled 39 tackles, five pass breakups, one tackle for loss and one quarterback hurry ... registered four tackles and one pass breakup against Oklahoma State (11/10) ... logged a tackle and a pass breakup against Kansas State (10/27) ... tallied two tackles and a pass breakup at TCU (10/20) ... recorded six tackles and one QB hurry against Texas (10/6) ... had four stops against Army (9/22) ... registered a season-high eight tackles (one for loss) at Iowa State (9/15) ... tallied two tackles and one pass breakup in collegiate debut against Florida Atlantic (9/1).

HIGH SCHOOL

Early enrollee ... rated as a five-star recruit by Rivals and a four-star prospect by 247Sports and ESPN ... U.S. Army All-American ... invited to The Opening ... ranked as the No. 17 overall prospect in the country by Rivals, No. 46 by 247Sports and No. 101 by ESPN ... rated as the No. 2 overall cornerback prospect in the class by Rivals and No. 7 by 247Sports ... ranked by ESPN as the No. 9 athlete in the nation ... tabbed as the No. 6 recruit in the state of Florida by Rivals, No. 8 by 247Sports and No. 25 by ESPN ... intercepted five passes his senior season and added four pass breakups and two forced fumbles ... chose Oklahoma over Clemson, Florida State, Nebraska, UCLA and USC.

PERSONAL

Major is journalism.



CHARLESTON RAMBO
CEDAR HILL, TEXAS
CEDAR HILL HIGH SCHOOL

WR	6-1	175	R-FR
----	-----	-----	------

14

Year	GP-GS	Rec	Yds	Avg	TD	Long
2017			REDSHIRTED			
2018	11-0	5	51	10.2	0	17
Career	11-0	5	51	10.2	0	17

2018

Has played in 11 games ... has five catches for 51 yards ... did not play in season opener vs. Florida Atlantic (9/1) or at West Virginia (11/23) ... made one catch for six yards against Texas in Big 12 Championship win (12/1) ... had season-high two catches for 13 yards against Kansas (11/17) ... recorded 15-yard reception at Texas Tech (11/3) ... made 17-yard catch against Kansas State (10/27).

2017

Redshirted.

HIGH SCHOOL

A four-star recruit by ESPN, Rivals and Scout and a three-star prospect by 247Sports ... rated as the No. 97 player in the country by Rivals, No. 190 by Scout, No. 203 by ESPN and No. 331 by 247Sports ... ranked 18th among wide receivers in the 2017 class by Rivals, 26th by Scout, 29th by ESPN and 43rd by 247Sports ... touted as the No. 16 player in the state of Texas by Rivals, No. 32 by ESPN and No. 44 by 247Sports ... named to 2016 AP Class 6A All-State Second Team after catching 87 passes for 1,590 yards and 25 touchdowns ... chose Oklahoma over Colorado, Miami, Notre Dame and Texas, among others.

PERSONAL

Major is communication.



TYRESE ROBINSON
MCKINNEY, TEXAS
BOYD HIGH SCHOOL

OL 6-3 332 R-FR

52

2018

Has played in five games ... played in the first two games of the season and saw the field against Kansas (11/17), Kansas State (10/27) and Baylor (9/29).

2017

Redshirted.

HIGH SCHOOL

A four-star recruit according to 247Sports, ESPN, Rivals and Scout ... ranked as the No. 95 overall recruit in the country by ESPN, No. 102 by Rivals, No. 132 by 247Sports and No. 144 by Scout ... rated as the No. 3 guard in the country by Rivals, No. 6 by Scout, No. 7 by 247Sports and No. 9 by ESPN ... chosen as the 10th overall player in the state of Texas by Rivals, 16th by 247Sports and 18th by ESPN ... Under Armour All-American ... picked Oklahoma over schools such as Auburn, Michigan and Texas.

PERSONAL

Major is human relations.



DRU SAMIA
SACRAMENTO, CALIF.
RIVER CITY HIGH SCHOOL

OL 6-5 303 SR

75

2018

Named a second-team All-American by the AFCA and AP ... named Tri-Big 12 Offensive Lineman of the Year by league's coaches ... Polynesian Player of the Year finalist ... a first-team All-Big 12 selection by league's coaches and the AP ... member of an OU offensive line unit that is a finalist for Joe Moore Award ... an Academic All-Big 12 Second Team selection ... one of two players to receive team's Don Key award ... has started all 13 games at right guard ... has not given up a sack.

2017

A second-team All-Big 12 choice by league's coaches ... an Academic All-Big 12 First Team honoree and a CoSIDA Academic All-District selection ... played in 13 games and made 12 starts (all at right guard) ... saw playing time against Texas (10/14) ... did not play against Iowa State (10/7) due to injury.

2016

An honorable mention All-Big 12 selection by league's coaches ... started all 13 games ... started at right tackle in season opener vs. Houston (9/3) before starting at right guard every game afterward ... played 597 snaps and gave up no sacks ... named to Academic All-Big 12 Second Team.

2015

Played in 12 games with nine starts at right tackle ... started at right tackle against Clemson (12/31), Oklahoma State (11/28), TCU (11/21), Baylor (11/14), Iowa State (11/7), Kansas (10/31), Texas Tech (10/24) and Kansas State (10/17) ... saw playing time against West Virginia (10/3), Tulsa (9/19) and Tennessee (9/12) ... made Sooners debut with start at right tackle against Akron (9/5), becoming one of 10 freshmen in OU history to start at offensive tackle.

HIGH SCHOOL

Ranked by Rivals, Scout and 247Sports as a four-star recruit and by ESPN as a three-star prospect ... recognized as No. 136 player overall nationally by Scout ... rated as country's No. 13 offensive tackle according to Scout and No. 23 by Rivals ... slotted as No. 14 offensive guard in country by Scout, No. 44 by 247Sports and No. 59 by ESPN ... chosen as No. 21 player in state of California by Scout, No. 38 by Rivals, No. 56 by 247Sports and No. 93 by ESPN ... ranked 136th in West Region by ESPN ... invited to The Opening showcase event ... also had offers from Arizona, Texas Tech and UCLA, among others.

PERSONAL

Graduated in summer 2018 with a degree in communication ... last name pronounced sah-MEE-uh.



TANNER SCHAFER
CANADIAN, TEXAS
CANADIAN HIGH SCHOOL

QB 6-3 193 R-SO

9

Year	GP-GS	Comp	Att	Pct	Yds	Avg	TD	INT	Long	Rush	Yds	Avg	TD	Long
2016														
2017	1-0	3	5	60.0	18	18.0	0	0	7	0	0	0.0	0	0
2018	1-0	0	0	0.0	0	0.0	0	0	0	0	0	0.0	0	0
Career	1-0	3	5	60.0	18	18.0	0	0	7	0	0	0.0	0	0

2018

Saw action in season opener vs. Florida Atlantic (9/1) but did not record a stat.

2017

Played in one game ... made collegiate debut with 3-of-5 passing effort for 18 yards against UTEP (9/2).

2016

Redshirted.

HIGH SCHOOL

Named Texas Class 2A Offensive Player of the Year as a junior and senior (2014 and 2015) ... was 31-0 as starting quarterback his final two seasons and led teams to back-to-back state titles ... amassed more than 7,900 passing yards those two seasons ... completed 77 percent of his passes as a senior and threw for more than 4,000 yards and 49 touchdowns against just two interceptions to help squad to a 16-0 record ... offered scholarships by Ohio and Tulsa.

PERSONAL

Major is management.



AUSTIN SEIBERT
BELLEVILLE, ILL.
BELLEVILLE WEST HIGH SCHOOL

K/P 5-9 214 SR

43

Year	GP-GS	FGM-FGA	Pct	Blk	Long	PAT	Pct
2015	13-0	18-23	78.3	0	46	70-72	97.2
2016	13-0	11-16	68.8	0	39	72-74	97.3
2017	14-0	17-21	81.0	1	51	81-81	100.0
2018	13-0	15-17	88.2	0	42	83-84	99.0
Career	53-0	61-77	79.2	1	51	306-311	98.4

Year	Punts	Yards	Avg	Long	TB	FC	I20	50+
2015	57	2,395	42.0	58	2	30	23	11
2016	48	1,975	41.1	53	1	29	22	6
2017	43	1,820	42.3	57	3	15	11	11
2018	29	1,192	41.1	54	2	10	9	4
Career	177	7,382	41.7	58	8	84	65	32

CAREER NOTES

Leading scorer in school and Big 12 history with 489 career points ... ranks second among FBS kickers in career points and needs just five to tie record of 494 by Arizona State's Zane Gonzalez (2013-16) ... ranks first in FBS history in career extra points made (306) and attempted (311) ... ranks second in school history in PAT percentage (.984) and in career field goals made (61), fourth in career field goal percentage (.792) and fifth in career punting average (41.7) ... assembled a school-record streak of 162 consecutive made PATs from 2016-18.

2018

OU's first-ever Big 12 Special Teams Player of the Year (voted upon by league's coaches) ... a first-team All-Big 12 selection by league's coaches and the AP ... an Academic All-Big 12 First Team selection ... has played in all 13 games ... leads Big 12 with 128 points ... had made 15 of 17 field goal attempts for a career-high 88.2-percent success rate ... went 15 for 15 on field goals versus Big 12 opponents ... is 83 of 84 on extra-point attempts ... his 83 extra points rank second in OU single-season history ... ranks fifth nationally by registering touchbacks on 83.7 percent of his kickoffs ... has averaged 41.1 yards on 29 punts ... tied a career-high with three field goals (20, 27 and 31 yards) and made all four PATs in Big 12 Championship win against No. 9 Texas (12/1) ... earned Big 12 Special Teams Player of the Week honors after he converted all eight PATs and made a 37-yard field goal at No. 12 West Virginia (11/23) ... made 7 of 8 extra-point attempts against Kansas (11/17), ending a streak of 162 consecutive makes dating back to 2016 ... made all six PATs and field goals of 21 and 36 yards against Oklahoma State (11/10) ... converted three field goal attempts (32, 27 and 22 yards) against Kansas State (10/27) ... connected all seven PATs and made a 37-yard field goal at TCU (10/20) ... converted a 32-yard field goal and all six PATs and averaged 46.3 yards on three punts against Texas (10/6) ... converted all nine PATs and a 26-yard field goal, went 11 for 11 on touchbacks and averaged 45.7 yards on three punts against Baylor (9/29) ... made field goals of 21, 31 and 42 yards and all four PATs at Iowa State (9/15) to earn Big 12 Special Teams Player of the Week honor.

2017

A second-team All-Big 12 selection as a kicker and an honorable mention All-Big 12 choice as a punter by league's coaches ... an honorable mention selection for Big 12 Special Teams Player of the Year ... an Academic All-Big 12 Second Team honoree ... played in all 14 games ... made 17 of his 21 field goal tries for a career-high 81.0-percent success rate ... made 12 consecutive field goal tries from Oct. 14 to Dec. 2 ... his 81 extra points ranked second in OU single-season history while his 132 points tied for third and his punting average of 42.3 ranked 10th ... went 2-for-3 on field goals and 6-for-6 on extra-point attempts for 12 points against Georgia in CFP Semifinal at Rose Bowl (1/1) ... went 2-for-3 on field goals and averaged 43.5 yards on two punts against TCU in Big 12 Championship Game (12/2) ... named Big 12 Special Teams Player of the Week after connecting on a career-long 51-yard field goal and recording touchbacks on 8 of 9 kickoffs against West Virginia (11/25) ... averaged 41.1 yards on seven punts and made both field goal tries at Kansas (11/18) ... booted a 49-yard field goal and punted five times for 199 yards (two downed inside 20-yard line) against TCU (11/11) ... tied career high with 14 points (two field goals, eight extra points) and punted twice for 95 yards at Oklahoma State (11/4) to earn Big 12 Special Teams Player of the Week honors ... made both field goal tries (19 and 36 yards) and punted once for 48 yards at Kansas State (10/21) ... tied career high with three made field goals and punted five times for a season best average of 47.0 yards/punt against Texas (10/14) ... punted five times for an average of 46.6 yards and made all seven extra point tries at Baylor (9/23) ... averaged 42.0 yards on two punts against Tulane (9/16) ... made 1-of-2 field goals at Ohio State (9/9).

2016

Named to Academic All-Big 12 First Team ... handled team's punt, place-kicking and kickoff duties ... his 72 PATs (on 74 attempts) ranked as third most in OU single-season history ... was 11-for-16 (.688) on field goal tries ... was 11-for-12 on field goal attempts inside 40 yards ... averaged 41.1 yards on 48 punts with a long of 53 yards, six of at least 50 yards, 22 inside the 20-yard-line and only one touchback ... named Big 12 Special Teams Player of the Week after averaging 44.0 yards on five punts (two downed inside the 20), going 7-for-7 on PATs and making a 35-yard field goal at TCU (10/1) ... registered five tackles (four unassisted) ... named 2016 Preseason All-Big 12 at punter ... on preseason watch lists for Lou Groza and Ray Guy Awards.

2015

Semifinalist for the Ray Guy Award ... earned honorable mention All-America honors at punter from *Sports Illustrated* ... named All-Big 12 Second Team at punter by league's coaches, AP and Phil Steele ... selected Second Team All-Big 12 at kicker by AP ... played in all 13 games ... made a 22-yard field goal and punted six times for an average of 38.8 yards in Orange Bowl against Clemson (12/31) ... went 1 for 2 on field goals and averaged 45.3 yards on three punts at Oklahoma State (11/28) ... tied career high with three field goals made (3 for 4) and averaged 37.7 yards on nine punts with four inside the 20 against TCU (11/21) ... made a 33-yard field goal and punted five times for an average of 41.8 yards at Baylor (11/14) ... made 1 of 2 field goals and punted three times for an average of 39.3 yards against Iowa State (11/7) ... went 1 for 2 on field goals with a career long 46-yarder at Kansas (10/31) ... missed a 32-yard field goal but booted a 57-yard punt against Texas Tech (10/24) ... converted both field goal attempts (20, 19) and averaged 38.0 yards on two punts at Kansas State (10/17) ... made his eighth straight field goal to start his career (an OU freshman record) and averaged 39.6 yards on seven punts against Texas (10/10) ... connected on all three field goals and punted five times for an average of 43.4 yards (including a career-long 58-yarder) against West Virginia (10/3) to earn Big 12 Special Teams Player of the Week honors ... made a 20-yard field goal and averaged 44.0 yards on two punts against Tulsa (9/19) ... converted on a 35-yard field goal attempt and averaged 43.4 yards on eight punts at Tennessee (9/12) ... made Sooners debut with two field goals (35, 41 yards) and six punts, averaging 49.7 yards against Akron (9/5).

HIGH SCHOOL

Three-star recruit according to ESPN, Scout and Rivals and a two-star recruit by 247Sports ... listed as No. 1 punter in country by Kohl's ... ranked as No. 1 kicker in country by ESPN,



► **Austin Seibert** needs five points to tie the FBS career scoring record by a kicker. The current mark of 494 points is held by Arizona State's Zane Gonzalez (2013-16).

No. 2 by Kohl's and Rivals and No. 5 by 247Sports ... chosen as 15th-best prospect in Illinois by ESPN, 29th by Rivals and 50th by 247Sports ... rated as No. 51 overall prospect in Midwest by ESPN ... selected to compete in Under Armour All-American Game ... also named Kohl's Kicking First Team All-American ... chose OU over schools that included Colorado, Kentucky and Miami (Fla.) among others.

PERSONAL

Graduated in summer 2018 with a degree in communication and is pursuing a master's degree in administrative leadership ... last name pronounced SIGH-bert.



TREY SERMON

MARIETTA, GA.
SPRAYBERRY HIGH SCHOOL

RB	6-0	224	50
4			

Year	GP-GS	Rush	Yds	Avg	TD	Long	Rec	Yds	Avg	TD	Long
2017	14-3	121	744	6.1	5	60	16	139	8.7	2	24
2018	13-11	155	928	6.0	12	60	12	181	15.1	0	51
Career	27-14	276	1,672	6.1	17	60	28	320	11.4	2	51

2018

An All-Big 12 Honorable Mention selection by league's coaches ... has played in all 13 games and made 11 starts ... has started each of last 11 contests and is tied for team lead with 12 touchdowns while ranking second with 928 rushing yards (6.0 average on team-high 155 carries) ... also has 12 catches for 181 yards ... rushed for game-high 65 yards and a touchdown on 18 carries in win over No. 9 Texas in Big 12 Championship (12/1) ... ran for 124 yards and two touchdowns on 16 carries and caught two passes for

33 yards against Oklahoma State (11/10) ... registered career highs of 26 carries, 206 yards and three touchdowns at Texas Tech (11/3) ... rushed eight times for 58 yards and caught a season-high four passes for 27 yards against Kansas State (10/27) ... ran for 110 yards on 17 carries at TCU (10/20) ... totaled 117 yards (54 rushing, 63 receiving) and a rushing TD against Texas (10/6) ... registered a career-long 51-yard reception against Baylor (9/29) ... tallied 119 rushing yards on eight carries against Army (9/22) ... rushed for 69 yards and a score on nine carries against Florida Atlantic (9/1).

2017

Named All-Big 12 Honorable Mention for Offensive Freshman of the Year by league's coaches ... played in all 14 games and made three starts ... ranked second on team with 744 rushing yards (53.1 per game, 6.1 per carry) and tied for second with five rushing TDs ... led Big 12 in yards after contact (4.13 per attempt) according to Pro Football Focus ... rushed for at least 80 yards in four contests and at least 90 yards three times ... ran for 34 yards on two carries (long of 31) against Georgia in CFP Semifinal at Rose Bowl (1/1) ... ran for 63 yards on 10 carries against TCU in Big 12 Championship Game (12/2) ... carried six times for 50 yards against West Virginia (11/25) ... ran for 30 yards and a touchdown on five carries at Kansas (11/18) ... rushed 10 times for 81 yards and a touchdown at Oklahoma State (11/4) ... led team with 96 rushing yards on career-high 20 carries and threw a 42-yard completion on first career pass attempt against Texas (10/14) ... ran for team-high 90 yards on 18 carries and set career highs in receptions (5) and receiving yards (54) while catching a TD pass against Iowa State (10/7) ... earned Big 12 Newcomer of the Week honors after setting career high with 148 rushing yards and two touchdowns on 12 carries (all in fourth quarter) at Baylor (9/23) ... gained 22 yards and scored a TD on seven carries against Tulane (9/16) in first career start ... recorded 62 rushing yards on 17 attempts and caught three passes for 23 yards and first career touchdown at Ohio State (9/9) ... ran for 51 yards on seven carries in OU debut against UTEP (9/2).

HIGH SCHOOL

Early enrollee ... ranked as a four-star recruit by 247Sports, ESPN, Rivals and Scout ... rated as the 80th overall player in the country by ESPN, 158th overall by 247Sports, 171st overall by Rivals and 236th overall by Scout ... tabbed as the No. 9 running back in the country by ESPN, No. 10 by 247Sports, No. 12 by Rivals and No. 19 by Scout ... rated by ESPN as the No. 8 recruit in the state of Georgia, No. 15 by Rivals and No. 18 by 247Sports ... ran for 1,227 yards and 16 touchdowns on 166 carries (7.4 yards per rush) as a senior ... also held offers from Alabama, Michigan, Ohio State and others.

PERSONAL

Major is human relations.



ERIK SWENSON
DOWNERS GROVE, ILL.
DOWNERS GROVE SOUTH HIGH SCHOOL

OL / **6-5** / **315** / **R-SO**

77

2018

An Academic All-Big 12 Second Team selection ... has played in three games ... saw action against Florida Atlantic (9/1), Kansas State (10/27) and Kansas (11/17).

2017

Played in six games (first three and three of last four) ... made OU debut against UTEP (9/2).

2016

Redshirted.

HIGH SCHOOL

Ranked as a four-star recruit by ESPN, Rivals and Scout and a three-star prospect by 247Sports ... touted as No. 227 overall recruit in country by Rivals ... tabbed as No. 15 offensive tackle in country by Rivals, No. 26 by ESPN, No. 31 by Scout and No. 55 by 247Sports ... rated as No. 2 recruit in state of Illinois by Rivals, No. 3 by ESPN and No. 20 by 247Sports ... also held offers from Missouri, Notre Dame, Virginia Tech and others.

PERSONAL

Major is management.



CHANSE SYLVIE
SHREVEPORT, LA.
CALVARY ACADEMY

S / **6-0** / **193** / **JR**

28

Year	GP-GS	UT	AT	Total	TFL	Sacks	INT	FF	FR	PBU
2016	11-0	1	4	5	0.0-0	0.0-0	0	0	0	0
2017	14-0	8	7	15	1.0-2	0.0-0	0	0	0	0
2018	0-0	0	0	0	0.0-0	0.0-0	0	0	0	0
Career	25-0	9	11	20	1.0-2	0.0-0	0	0	0	0

2018

Has not played due to injury.

2017

An Academic All-Big 12 First Team honoree ... played in all 14 games and made 15 tackles ... made career-high five stops vs. TCU (11/11) ... had two tackles at Kansas State (10/21) ... recorded three tackles vs. Iowa State (10/7) ... had one tackle for loss at Baylor (9/23).

2016

Saw action in 11 games, largely on special teams ... played in each of final 10 contests ... registered five tackles ... made season-high two stops in win against Texas (10/8).

HIGH SCHOOL

Ranked as a four-star recruit by ESPN and 247Sports and a three-star prospect by Rivals and Scout ... selected to play in US Army All-American Game ... ranked as 184th prospect nationally by 247Sports and No. 297 by ESPN ... No. 6-ranked safety in country by 247Sports, No. 18 by ESPN, No. 35 by Scout and No. 41 by Rivals ... selected as No. 11 player from state of Louisiana by 247Sports, No. 20 by ESPN and No. 37 by Rivals ... also had offers from Arizona State, Baylor, Michigan, Oklahoma State, TCU and others.

PERSONAL

Graduated this month with a degree in political science ... name pronounced Chance SIL-vee.



MYLES TEASE
TULSA, OKLA.
UNIVERSITY OF CENTRAL OKLAHOMA

WR / **5-9** / **171** / **R-SR**

87

Year	GP-GS	Rec	Yds	Avg	TD	Long
2017	13-0	2	51	25.5	1	46
2018	13-2	10	104	10.4	1	20
Career	26-2	12	155	12.9	2	46

2018

Has played in all 13 games and started two ... has 10 catches for 104 yards and a touchdown ... recorded a career-high three receptions for 29 yards against No. 9 Texas in Big 12 Championship victory (12/1) ... caught two passes for 17 yards against Oklahoma State (11/10) ... started and caught one pass for 12 yards against Kansas State (10/27) ... earned his first career start and caught one pass for 11 yards against Baylor ... registered one reception for 20 yards against Army (9/22) ... caught two passes for 15 yards and a 7-yard touchdown at Iowa State (9/15).

2017

Played in 13 games and made two catches ... recorded a 46-yard touchdown reception against West Virginia (11/25) for his first-career score ... caught one pass for five yards in OU debut against UTEP (9/2).

2016

Practiced with team but did not participate in games per NCAA transfer rules.

2015 (AT CENTRAL OKLAHOMA)

Caught 27 passes for 461 yards and four touchdowns while playing in all 12 games ... returned 11 kickoffs for 258 yards (23.5 yards per return).

2014 (AT CENTRAL OKLAHOMA)

Caught 13 passes for 161 yards while playing in all 12 games with one start ... highlighted season with four-catch, 72-yard outing in road rout of Nebraska-Kearney ... had three receptions for 29 yards against Central Missouri.

HIGH SCHOOL

All-district performer as a senior at Booker T. Washington High School in Tulsa ... ran on state championship 800-meter relay team and lettered in basketball.

PERSONAL

An Arts and Sciences planned program major who graduated this month ... awarded an athletics scholarship in June 2018 ... mother (Paula) played basketball at Northeastern State.



JON-MICHAEL TERRY
TULSA, OKLA.
VICTORY CHRISTIAN SCHOOL
LB 6-3 238 R-SO
40

Year	GP-GS	UT	AT	Total	TFL	Sacks	INT	FF	FR	PBU
2016					REDSHIRTED					
2017	13-0	2	6	8	0.0-0	0.0-0	0	0	1-0	0
2018	13-0	1	4	5	0.5-0	0.0-0	0	0	0	0
Career	26-0	3	10	13	0.5-0	0.0-0	0	0	1-0	0

2018

Has played in all 13 games, primarily on special teams ... registered two tackles against Baylor (9/29) ... recorded two tackles (0.5 for loss) against UCLA (9/8) ... tallied one stop in season opener against Florida Atlantic (9/1).

2017

Played in 13 games (missed 9/9 contest at Ohio State) ... finished with eight tackles ... tied career high with three tackles against West Virginia (11/25) ... recovered a fumble and made two tackles at Kansas (11/18) ... recorded first three tackles of his career against Tulane (9/16) ... made OU debut against UTEP (9/2).

2016

Redshirted.

HIGH SCHOOL

Ranked as a four-star recruit by ESPN and a three-star recruit by Scout, 247Sports and Rivals ... selected for 2016 Semper Fi All-American Bowl ... rated as No. 28 outside line-backer in country by Scout and No. 41 by Rivals ... ranked as No. 34 weak-side defensive end in country by 247Sports ... chosen by ESPN as No. 51 defensive end prospect ... selected as No. 3 overall recruit in Oklahoma by Rivals, 247Sports and ESPN ... made 175 tackles as a senior with seven TFL, four sacks and two fumble recoveries ... recorded 103 total tackles, 19 sacks, one pass deflection and one fumble recovery as a junior ... chose Oklahoma over Oklahoma State, TCU, Tulsa and others.

PERSONAL

Major is human relations.



ISAIAH THOMAS
TULSA, OKLA.
MEMORIAL HIGH SCHOOL
DE 6-5 254 R-FR
95

Year	GP-GS	UT	AT	Total	TFL	Sacks	INT	FF	FR	PBU
2017					REDSHIRTED					
2018	8-0	2	2	4	0.0-0	0.0-0	0	0	0	1
Career	8-0	2	2	4	0.0-0	0.0-0	0	0	0	1

2018

Has played in eight games ... has made four total tackles ... saw action in each of last four outings against No. 9 Texas in Big 12 Championship (12/1), at No. 12 West Virginia (11/23), against Kansas (11/17), vs. Oklahoma State (11/10) and against Kansas State (10/27) ... made one solo stop against Baylor (9/29) ... recorded two tackles against UCLA (9/8) ... made one solo tackle against Florida Atlantic (9/1).

2017


Redshirted.

HIGH SCHOOL

A four-star recruit by 247Sports, Rivals and Scout and a three-star prospect by ESPN ... rated by 247Sports as the No. 258 recruit in the country and No. 285 by Scout ... ranked as the No. 13 weakside defensive end by Rivals and No. 19 by 247Sports ... ranked as the No. 26 defensive end in the country by Scout and No. 42 by ESPN ... the top-ranked player in the state of Oklahoma according to Rivals, No. 6 according to 247Sports and No. 8 according to ESPN ... U.S. Army All-American ... named honorable mention all-state by *The Oklahoman* ... member of Tulsa Memorial's 2017 Class 5A state-championship-winning basketball team ... chose Oklahoma over Alabama, Oklahoma State, Tennessee and others.

PERSONAL

Major is business.



REGGIE TURNER
PASADENA, TEXAS
BLINN COLLEGE
WR 5-8 155 R-SR
28

Year	GP-GS	Rec	Yds	Avg	TD	Long
2016			REDSHIRTED			
2017	0-0	0	0	0.0	0	0
2018	1-0	1	16	16.0	0	16
Career	1-0	1	16	16.0	0	16

2018

Has played in one game ... made one catch for 16 yards against Kansas State (10/27) ... named one of squad's offensive scout team players of the year.

2017

Did not play.

2016

Redshirted.

PERSONAL

Major is sociology.



DELARRIN TURNER-YELL
HEMPSTEAD, TEXAS
HEMPSTEAD HIGH SCHOOL

S 5-10 175 FR

32

Year	GP-GS	UT	AT	Total	TFL	Sacks	INT	FF	FR	PBU
2018	6-0	7	5	12	0.0-0	0.0-0	0	0	0	1
Career	6-0	7	5	12	0.0-0	0.0-0	0	0	0	1

2018

Has played in six games ... played in six of last seven contests after missing first six due to injury ... registered five tackles (three solo) and one pass breakup at No. 12 West Virginia (11/23) ... recorded one tackle against Oklahoma State (11/10) ... made five tackles (two solo) at Texas Tech (11/3) ... had one tackle in collegiate debut at TCU (10/20).

HIGH SCHOOL

A three-star recruit by 247Sports, ESPN and Rivals ... ranked as the No. 314 overall prospect in the country by 247Sports ... rated as the No. 24 safety in the country by 247Sports and No. 100 by ESPN ... ranked 44th among players from the state of Texas by 247Sports and 218th by ESPN ... chose Oklahoma over Houston, Nebraska, Utah and others.

PERSONAL

Major is management ... first name pronounced duh-LAIR-ee-un.



DASHAUN WHITE
NORTH RICHLAND HILLS, TEXAS
RICHLAND HIGH SCHOOL

LB 6-0 221 FR

23

Year	GP-GS	UT	AT	Total	TFL	Sacks	INT	FF	FR	PBU
2018	13-0	5	8	13	0.0-0	0.0-0	0	0	0	0
Career	13-0	5	8	13	0.0-0	0.0-0	0	0	0	0

2018


Has played in all 13 games ... registered one tackle against Kansas (11/17) ... finished with three tackles and a QB hurry against Kansas State (10/27) ... registered two tackles against Baylor (9/29) ... tallied three stops vs. UCLA (9/8) ... recorded a season-high four tackles in collegiate debut against Florida Atlantic (9/1).

HIGH SCHOOL

A four-star recruit by 247Sports, ESPN and Rivals ... U.S. Army All-American ... ranked as the No. 116 overall recruit in the country by 247Sports, No. 248 by Rivals and No. 271 by ESPN ... rated as the No. 9 rated outside linebacker by 247Sports, No. 14 by ESPN and No. 22 by Rivals ... tabbed the No. 10 recruit in the state of Texas by 247Sports, No. 28 by Rivals and No. 42 by ESPN ... tallied 274 tackles (26.0 tackles for loss and 7.0 sacks), eight passes defended, four fumble recoveries and three forced fumbles over his final three seasons of high school ... chose Oklahoma over Oklahoma State, TCU, Texas, Texas A&M and others.

PERSONAL

Major is business.



BRAYDEN WILLIS
ARLINGTON, TEXAS
JAMES MARTIN HIGH SCHOOL

TE 6-3 221 FR

81

Year	GP-GS	Rec	Yds	Avg	TD	Long
2018	12-0	1	29	29.0	0	29
Career	12-0	1	29	29.0	0	29

2018

Has played in 12 of team's 13 games, primarily on special teams ... lone reception went for 29 yards against Baylor (9/29) ... blocked a punt that was returned nine yards for a touchdown by teammate Curtis Bolton in fourth quarter against Kansas (11/17) ... did not play against Army (9/22).

HIGH SCHOOL

A three-star recruit by 247Sports, ESPN and Rivals ... ranked as the nation's No. 19 tight end/H-back by ESPN and the No. 70 overall tight end by 247 Sports ... caught 29 passes for 586 yards and seven touchdowns, rushed for 572 yards and 16 touchdowns and passed for 521 yards and four touchdowns as a senior ... totaled 56 receptions, 909 yards and 10 receiving touchdowns in his career ... Texas District 4-6A MVP as a senior ... chose Oklahoma over Arizona, Houston and Wake Forest, among others.

PERSONAL

Major is health and exercise science.

1939 ORANGE BOWL		
Jan. 2 • Miami, Fla. (32,191)		
TENNESSEE	17	
OKLAHOMA	0	

	OU	UT
First Downs	6	15
Rushes-Yards	16-25	51-197
Passing Yards	69	63
Passes-Comp-Int	13-4-0	27-10-1
Plays-Yards	43-94	64-260
Fumbles-Lost	4-3	2-1
Penalties-Yards	9-90	16-130
Punts-Average	13-40	12-36

SCORE BY QUARTER

Tennessee	7	3	0	7	—	17
Oklahoma	0	0	0	0	—	0

SCORING

UT — Foxx 12 yd run (Wyatt run), 0-7

UT — Wyatt 32 yd FG, 0-10

UT — Wood 22 yd run (Wyatt kick), 0-17

STATISTICAL LEADERS

Rushing:	OU — McCullough, 9-9
	UT — Coffman, 12-56
Passing:	OU — McCullough, 19-7-1-37
	UT — Wood, 5-2-0-40
Receiving:	OU — Clark, 3-30
	UT — Cifers, 1-23

GAME SUMMARY

This was the first Orange Bowl that featured two national powers as both teams were undefeated and untied. To lure the Sooners to Miami, the Orange Bowl director circled the Norman campus, leaving chalk messages that promoted the game. Tennessee's powerful ground attack was too much for the Sooners, winners of 14 straight, as the Volunteers raced to a 17-0 victory in the fifth annual Orange Bowl. The victory was the 13th straight for the Vols, who were coached by Major Bob Neyland. The game was considered to be the roughest of all bowl games played that year as both teams combined for more than 200 yards in penalties.

1947 GATOR BOWL		
Jan. 1 • Jacksonville, Fla.		
N.C. STATE	13	
OKLAHOMA	34	

	OU	NCSU
First Downs	12	13
Rushes-Yards	43-195	47-136
Passing Yards	75	103
Passes-Comp-Int	9-3-2	18-7-3
Plays-Yards	51-270	65-239
Fumbles-Lost	4-3	2-1
Penalties-Yards	7-34	3-13
Punts-Average	5-31.0	4-36.0

SCORE BY QUARTER

N.C. State	7	0	6	13	—	13
Oklahoma	7	20	0	7	—	34

SCORING

OU — Davis 1 yd run (Wallace kick), 7-0

NCSU — Phillips 63 yd pass from Turner (Byler kick), 7-7

OU — Davis 7 yd run (Wallace kick), 14-7

OU — Golding 5 yd run (Wallace kick), 21-7

OU — Davis 5 yd run (kick failed), 27-7

NCSU — Palmer 8 yd run (kick failed), 27-13

OU — Owens 15 yd pass from Sarratt (Wallace kick), 34-13

STATISTICAL LEADERS

Rushing:	OU — Golding, 12-91
	NCSU — Palmer, 10-70

GAME SUMMARY

In a game that featured two of the marquee names in college football at the time, Oklahoma blasted North Carolina State, 34-13, before an overflowing crowd of 10,000 in the second annual Gator Bowl. The Sooners did not take long to get on the scoreboard, two minutes to be exact, on an Eddie Davis one-yard plunge. N.C. State roared back to even the score, but OU put the game out of reach by scoring 20 second-quarter points and coasted from there. The marquee matchup was made possible because of the Tournament of Roses committee decision to match representatives of the Western Athletic Conference (now the Pac-12) and the Big Nine, (now the Big Ten). This agreement made it possible for teams not waiting for a possible Rose Bowl berth to be picked by the Gator Bowl committee.

1949 SUGAR BOWL		
Jan. 1 • New Orleans, La.		
NORTH CAROLINA	6	
OKLAHOMA	14	

	OU	UNC
First Downs	14	12
Rushes-Yards	65-186	34-128
Passing Yards	43	82
Passes-Comp-Int	4-1-0	21-8-2
Plays-Yards	229	42-210
Fumbles-Lost	1-1	0-0
Penalties-Yards	na-40	na-30
Punts-Average	5-36.8	7-38.0

SCORE BY QUARTER

North Carolina	6	0	0	0	—	6
Oklahoma	7	0	7	0	—	14

SCORING

OU — Mitchell 1 yd run (Ming kick), 7-0

UNC — Rodgers 3 yd run (kick failed), 7-6

OU — Pearson 7 yd run (Ming kick), 14-6

STATISTICAL LEADERS

Rushing:	OU — Heath, 12-58
	UNC — Justice, 16-84
Passing:	OU — Royal, 1-1-0-43
	UNC — Justice, 13-6-1-57
Receiving:	OU — Anderson, 1-43
	UNC — Weiner, 3-36

GAME SUMMARY

It was legendary Coach Bud Wilkinson's first bowl game as the fifth-ranked and underdog Sooners took on the third-ranked and unbeaten North Carolina Tar Heels accompanied by their All-America tailback Charlie "Choo Choo" Justice. Oklahoma upset the 'Heels with the big play coming in the first quarter as linebacker Myrle Greathouse intercepted a pass and returned it 70 yards to set up Jack Mitchell's one-yard run. The Sooners never trailed after that.

1950 SUGAR BOWL		
Jan. 2 • New Orleans, La.		
LOUISIANA STATE	0	
OKLAHOMA	35	

	LSU	OU
First Downs	8	10
Rushes-Yards	40-38	55-286
Passing Yards	121	74
Passes-Comp-Int	20-9-2	11-2-4
Plays-Yards	na-159	na-360
Fumbles-Lost	4-4	4-4
Penalties-Yards	6-40	8-40
Punts-Average	8-33.6	7-37.4

SCORE BY QUARTER

LSU	0	0	0	0	—	0
Oklahoma	0	14	7	14	—	35

SCORING

OU — Thomas 34 yd pass from Pearson (Tipps kick), 7-0

OU — Thomas 5 yd run (Tipps kick), 14-0

OU — Heath 86 yd run (Tipps kick), 21-0

OU — Royal 5 yd run (Tipps kick), 28-0

OU — Heath 34 yd run (Tipps kick), 35-0

STATISTICAL LEADERS

Rushing:	OU — Heath, 15-170
	LSU — West, 5-26
Passing:	OU — Pearson, 7-2-na-74
	LSU — Pevy, 11-5-na-82
Receiving:	OU — Goad, 1-40
	LSU — Baggett, 4-50

GAME SUMMARY

Bud Wilkinson's team was rated second in the nation and it was the first one of his squads to post an undefeated record, 10-0. The game was one-sided and still stands as the largest margin of victory in OU bowl history. One of the many Sooner big plays was Leon Heath's OU bowl record-breaking 86-yard TD run. The game was marred by an early-week incident where a former LSU player was caught spying on Sooner practices. It was the only time in Wilkinson's career that he publicly blasted an opponent.

1951 SUGAR BOWL		
Jan. 1 • New Orleans, La.		
KENTUCKY	13	
OKLAHOMA	7	

	UK	OU
First Downs	7	18
Rushes-Yards	40-84	59-189
Passing Yards	105	38
Passes-Comp-Int	12-9-1	8-3-1
Plays-Yards	52-189	67-227
Fumbles-Lost	1-0	7-5
Penalties-Yards	6-40	2-30
Punts-Average	8-41.7	6-33.4

SCORE BY QUARTER

Kentucky	7	6	0	0	—	13
Oklahoma	0	0	0	7	—	7

SCORING

UK — Jamerson 22 yd pass from Parilli (kick good), 0-7

UK — Jamerson 1 yd run (kick failed), 0-13

OU — Green 17 yd pass from Vessels (Weatherall kick), 7-13

STATISTICAL LEADERS

Rushing:	OU — Heath, 20-121
	UK — Jamerson, 15-58
Passing:	OU — Arnold, 5-2-0-21
	UK — Parilli, 12-9-0-105
Receiving:	OU — Vessels, 2-21
	UK — Bruno, 3-57

GAME SUMMARY

OU won its first national championship by going a perfect 10-0 in the regular season. However, Kentucky, coached by Paul "Bear" Bryant, upset the Sooners and broke a 31-game OU winning streak. OU lost a bowl-record five fumbles in falling behind 13-0. A fourth quarter 17-yard TD pass by Billy Vessels narrowed the margin, but a come-from-behind effort was foiled by an interception in the final minute of play.

1954 ORANGE BOWL		
Jan. 1 • Miami, Fla. (68,640)		
MARYLAND	0	
OKLAHOMA	7	

	OU	UM
First Downs	10	13
Rushes-Yards	47-208	52-176
Passing Yards	22	36
Passes-Comp-Int	6-4-0	12-5-1
Plays-Yards	53-230	64-212
Fumbles-Lost	2-2	2-1
Penalties-Yards	7-45	3-15
Punts-Average	7-31.3	5-29.0

SCORE BY QUARTER

Maryland	0	0	0	0	—	0
Oklahoma	0	7	0	0	—	7

SCORING

OU — Grigg 25 yd run (Leake kick), 7-0

STATISTICAL LEADERS

Rushing:	OU — Grigg, 13-89
	UM — Felton, 10-51
Passing:	OU — Calame, 4-4-0-22
	UM — Boxold, 9-3-1-42
Receiving:	OU — Burris, 3-17
	UM — Holan, 2-31

GAME SUMMARY

It was the first game of the contract that pitted the Big Seven champion against the Atlantic Coast Conference champ. Maryland came into the game as the regular season national champion with OU rated fourth. Twice, the Terrapins had first down with the ball inside the 10-yard line, and both times the Sooner defense refused to allow any points on the scoreboard. Sooner tailback Larry Grigg scored the only TD of the game with a 25-yard scamper in the second period. The 1954 bowl game was the first bowl game in which the players had to play both ways. Sooner hero Grigg also played defensive back.

1956 ORANGE BOWL		
Jan. 2 • Miami, Fla. (75,561)		
MARYLAND	6	
OKLAHOMA	20	

	OU	UM
First Downs	16	9
Rushes-Yards	64-202	47-187
Passing Yards	53	46
Passes-Comp-Int	10-4-1	10-3-3
Plays-Yards	74-255	57-233
Fumbles-Lost	1-1	3-2
Penalties-Yards	3-35	7-61
Punts-Average	8-34.5	7-40.4

SCORE BY QUARTER

Maryland	0	6	0	0	—	6
Oklahoma	0	0	14	6	—	20

SCORING

UM — Vereb 15 yd run (kick failed), 0-6
 OU — McDonald 4 yd run (Pricer kick), 7-6
 OU — O'Neal 1 yd run (Pricer kick), 14-6
 OU — Dodd 82 yd INT return (kick failed), 20-6

STATISTICAL LEADERS

Rushing:	OU — Harris, 9-50
	UM — Vereb, 8-108
Passing:	OU — Harris, 5-3-0-34
	UM — Beightol, 7-2-2-35
Receiving:	OU — Burris, 2-28
	UM — Cooke, 1-21

GAME SUMMARY

This time it was OU that carried the No. 1 ranking into the game with Maryland ranked third, having lost just one game during the regular season. The Sooners, a perfect 10-0 and in the midst of their 47-game winning streak, trailed 6-0 at the half. The Sooners went into their famous "fast break offense" in the second half and scored three times to post their second Orange Bowl victory. It was the second national championship for Oklahoma.

1958 ORANGE BOWL		
Jan. 1 • Miami, Fla. (76,561)		
DUKE	21	
OKLAHOMA	48	

	OU	DU
First Downs	11	16
Rushes-Yards	44-165	69-231
Passing Yards	114	97
Passes-Comp-Int	18-9-3	13-8-2
Plays-Yards	62-279	82-328
Fumbles-Lost	2-1	3-2
Penalties-Yards	12-150	3-25
Punts-Average	7-34.7	10-28.1

SCORE BY QUARTER

Duke	0	7	7	7	—	21
Oklahoma	7	7	7	27	—	48

SCORING

OU — Baker 94 yd int. return (Dodd kick), 7-0
 OU — Thomas 13 yd run (Dodd kick), 14-0
 DU — McElhaney 1 yd run (Carlton kick), 14-7
 OU — Dodd 1 yd run (Dodd kick), 21-7
 DU — McElhaney 4 yd run (Carlton kick), 21-14
 OU — Sandefer 4 yd run (Dodd kick), 28-14
 OU — Baker 29 yd pass from Hobby (Boyd kick), 35-14
 DU — Dutrow 8 yd run (Carlton kick), 35-21
 OU — Hobby 9 yd pass from Baker (McDaniel kick), 42-21
 OU — Carpenter 73 yd interception of lateral (kick failed), 48-21

STATISTICAL LEADERS

Rushing:	OU — Thomas, 13-62
	Duke — Carlton, 15-84
Passing:	OU — Hobby, 4-3-0-48
	Duke — Brodhead, 6-4-1-60
Receiving:	OU — Baker, 1-29
	Duke — Latimore, 3-33

GAME SUMMARY

The 47-game winning streak had been broken earlier in the season, but the Sooners still came into the game ranked No. 4. Duke, the ACC winner, was unranked. Oklahoma got only six first downs, lost the total offense battle (328 yards to 279) and picked up an OU-bowl-record 165 yards in penalties, but used two interception returns for TDs, including an OU-bowl-record 94-yarder from David Baker, two fumble recoveries, a blocked punt and a bad snap from center to win going away. The 48 points marked an all-time OU bowl record that stood until matched by the '91 Gator Bowl team.

1959 ORANGE BOWL		
Jan. 1 • Miami, Fla. (75,281)		
SYRACUSE	6	
OKLAHOMA	21	

	OU	SU
First Downs	12	18
Rushes-Yards	44-152	56-239
Passing Yards	93	72
Passes-Comp-Int	4-3-0	25-10-2
Plays-Yards	48-245	81-311
Fumbles-Lost	2-1	2-2
Penalties-Yards	3-35	4-20
Punts-Average	8-37.0	8-31.2

SCORE BY QUARTER

Syracuse	0	0	0	6	—	6
Oklahoma	14	0	7	0	—	21

SCORING

OU — Gautt 42 yd run (PAT failed), 6-0
 OU — Coyle 79 yd pass from Hobby (PAT pass), 14-0
 OU — Hobby 40 yd punt return (Hobby kick), 21-0
 SU — Weber 15 yd run (run failed), 21-6

STATISTICAL LEADERS

Rushing:	OU — Gautt, 6-94
	SU — Anderson, 12-58
Passing:	OU — Hobby, 1-1-0-79
	SU — Zimmerman, 22-10-1-72
Receiving:	OU — Coyle, 1-79
	SU — Stevens, 5-43

GAME SUMMARY

Waiving the "no repeat rule" because of a new bowl contract, the Sooners played in their second consecutive Orange Bowl, defeating the Syracuse Orangemen 21-6. Oklahoma was led by Prentice Gautt, who scored the game's first TD on the second play of the game with a 42-yard run. Gautt averaged an OU-bowl-record 15.7 yards every time he touched the ball. It was the Sooners' fourth straight Orange Bowl victory. OU ended the season ranked fifth in the nation, its only loss a one-pointer to Texas.

**1963 ORANGE BOWL**

Jan. 1 • Miami, Fla. (73,380)

ALABAMA	17
OKLAHOMA	0

	OU	UA
First Downs	10	15
Rushes-Yards	52-154	50-174
Passing Yards	106	86
Passes-Comp-Int	8-4-0	17-9-1
Plays-Yards	60-260	67-260
Fumbles-Lost	2-2	1-1
Penalties-Yards	1-5	1-12
Punts-Average	10-34.0	8-40.5

SCORE BY QUARTER

Alabama	7	7	3	0	—	17
Oklahoma	0	0	0	0	—	0

SCORING

UA — Williamson 25 yd pass from Namath (Davis kick), 0-7

UA — Clark 15 yd run (Davis kick), 0-14

UA — Davis 19 yd field goal, 0-17

STATISTICAL LEADERS

Rushing:	OU — Grisham, 28-107
	UA — Versprille, 14-52
Passing:	OU — Fletcher, 1-1-0-56
	UA — Namath, 17-9-1-86
Receiving:	OU — Bumgardner, 1-56
	UA — Williamson, 4-58

GAME SUMMARY

It was Bud Wilkinson's last bowl game. Paul "Bear" Bryant, coaching his alma mater, repeated his victory as the coach at Kentucky in the 1951 Sugar Bowl with a 17-0 triumph. LB Lee Roy Jordan, the MVP, and QB Joe Namath led the Crimson Tide to the victory. The Sooners had first and goal twice in the first half, but fumbles ended OU's chances and the Sooners never really threatened again. The lone highlight for Oklahoma was a visit by President John F. Kennedy to the Sooners' locker room. Although President Kennedy claimed neutrality, it was obvious by the grimace on his face he was backing OU.

**1965 GATOR BOWL**

Jan. 2 • Jacksonville, Fla.

FLORIDA STATE	36
OKLAHOMA	19

	FSU	OU
First Downs	29	13
Rushes-Yards	217	71
Passing yards	303	209
Passes-Comp-Int	36-23-1	22-10-4
Plays-Yards	59-520	52-280
Fumbles-Lost	2-2	1-1
Penalties-Yards	9-52	7-35
Punts-Average	1-26.0	6-38.0

SCORE BY QUARTER

Florida State	6	18	6	6	—	36
Oklahoma	7	0	6	6	—	19

SCORING

FSU — Ehler 69 yd interception (PAT failed), 0-6

OU — Kennedy 1 yd run (Metcalf kick), 7-6

FSU — Biletnikoff 15 yd pass from Tensi (PAT failed), 7-12

FSU — Biletnikoff 14 yd pass from Tensi (PAT failed), 7-18

FSU — Biletnikoff 10 yd pass from Tensi (PAT failed), 7-24

OU — Pannell 2 yd run, (PAT failed), 13-24

FSU — Floyd 14 yd pass from Tensi (PAT failed), 13-30

OU — Hart 95 yd pass from Fletcher (PAT failed), 19-30


FSU — Biletnikoff 6 yd pass from Tensi (PAT failed), 19-36

STATISTICAL LEADERS

Rushing:	OU — Ringer, 7-41
	FSU — Spooner, 27-125
Passing:	OU — Fletcher, 7-3-0-117
	FSU — Tensi, 36-23-4-303
Receiving:	OU — Hart, 6-165
	FSU — Biletnikoff, 13-192

GAME SUMMARY

Florida State used a sophisticated passing attack to win easily. To add insult to injury, four of the Seminoles' TD passes were thrown on fourth-down plays. Four Oklahoma players had been found ineligible the night before the game because they had signed pro contracts which was in violation of NCAA rules. FSU wide receiver Fred Biletnikoff finished the game with 13 receptions for 192 yards and four TDs.

**1968 ORANGE BOWL**

Jan. 1 • Miami, Fla. (77,993)

TENNESSEE	24
OKLAHOMA	26

	OU	UT
First Downs	18	18
Rushes-Yards	50-203	44-172
Passing Yards	107	160
Passes-Comp-Int	18-9-3	na
Plays-Yards	68-310	68-332
Fumbles-Lost	0-0	1-1
Penalties-Yards	2-10	4-27
Punts-Average	5-47	2-32

SCORE BY QUARTER

Tennessee	0	0	14	10	—	24
Oklahoma	7	12	0	7	—	26

SCORING

OU — Warmack 7 yd run (Vashon kick), 7-0

OU — Hinton 20 yd pass from Warmack (kick failed), 13-0

OU — Owens 1 yd run (PAT failed), 19-0

UT — Glover 36 yd interception return (Kremser kick), 19-7

UT — Fulton 5 yd run (Kremser kick), 19-14

UT — Kremser 26 yd field goal, 19-17

OU — Stephenson 25 yd interception (Vashon kick), 26-17

UT — Warren 1 yd run (Kremser kick), 26-24

STATISTICAL LEADERS

Rushing:	OU — Warmack, 17-81
	UT — Chadwick, 12-72
Passing:	OU — Warmack, 18-9-2-107
	UT — Warren, 23-12-2-160
Receiving:	OU — Hinton, 5-87
	UT — Flowers, 4-59

GAME SUMMARY

Oklahoma had won the Big Eight title in Chuck Fairbanks' first year as head coach. Although a slight underdog to the Vols, OU broke out to a 19-0 halftime lead. Tennessee came back to narrow the Sooners lead to 19-17 before Oklahoma defensive back Bob Stephenson picked off a pass and raced 24 yards to give OU an all important insurance TD. The Sooners desperately needed the insurance when Dewey Warren plowed in from a yard out. The Vols then missed a potential game-winning field goal as the gun went off.

ASTRO BLUEBONNET BOWL 1968 BLUEBONNET BOWL		
Dec. 31 • Houston, Texas		
SMU		28
OKLAHOMA		27

	OU	SMU
First Downs	23	22
Rushes-Yards	53-176	33-72
Passing Yards	294	281
Passes-Comp-Int	37-18-3	43-22-2
Plays-Yards	90-479	76-353
Fumbles-Lost	1-1	2-2
Penalties-Yards	6-55	4-34
Punts-Average	6-38.2	7-41.0

SCORE BY QUARTER

SMU	0	0	6	22	—	28
Oklahoma	7	0	14	6	—	27

SCORING

OU — Warmack 8 yd run (Derr kick), 7-0
 OU — Barr 21 yd pass from Owens (Derr kick), 14-0
 SMU — Richardson 1 yd run (kick failed), 14-6
 OU — Denton 22 yd pass from Ripley (Derr kick), 21-6
 SMU — Richardson 18 yd run (Lesser kick), 21-13
 SMU — Levias 11 yd pass from Hixson (Lesser kick), 21-20
 SMU — Fleming 19 yd pass from Hixson (PAT good), 21-28
 OU — Barr 20 yd pass from Ripley (kick failed), 27-28

STATISTICAL LEADERS

Rushing: OU — Owens, 36-113
 SMU — Richardson, 18-76
 Passing: OU — Ripley, 22-10-2-153
 SMU — Hixson, 43-22-2-281
 Receiving: OU — Barr, 8-138
 SMU — Levias, 8-112
 Tackles: OU — Casteel, 12
 SMU — Cormier, 14

GAME SUMMARY

OU led 20-6 entering the fourth quarter, but SMU's Chuck Hixson, passing for 281 yards, led a comeback that produced a 28-21 lead. OU, without injured QB Bob Warmack, narrowed the margin to one on a pass from Mickey Ripley to Johnny Barr, but missed a two-point conversion that would have put it ahead. The Sooners had one last chance after recovering an onside kick, but a field goal attempt from inside the SMU 30-yard line went wide as time expired.

ASTRO BLUEBONNET BOWL 1970 BLUEBONNET BOWL		
Dec. 31 • Houston, Texas		
ALABAMA		24
OKLAHOMA		24

	UA	OU
First Downs	21	19
Rushes-Yards	43-229	60-349
Passing Yards	199	66
Passes-Comp-Int	27-14-0	7-5-0
Plays-Yards	70-428	67-415
Fumbles-Lost	2-1	3-2
Penalties-Yards	7-50	3-42
Punts-Average	4-37.0	5-37.0

SCORE BY QUARTER

Alabama	7	7	3	7	—	24
Oklahoma	7	14	0	3	—	24

SCORING

OU — Pruitt 58 yd run (Derr kick), 7-0
 UA — Moore 4 yd pass from Hunter (Clemmy kick), 7-7
 OU — Pruitt 25 yd run (Derr kick), 14-7
 UA — Bailey 5 yd pass from Hunter (Clemmy kick), 14-14
 OU — Wylie 2 yd run (Derr kick), 21-14
 UA — Clemmy 21 yd field goal, 21-17
 UA — Hunter 25 yd pass from Musso (Clemmy kick), 21-24
 OU — Derr 42 yd field goal, 24-24

STATISTICAL LEADERS

Rushing: OU — Crosswhite, 20-111
 UA — Musso, 27-138
 Passing: OU — Mildren, 7-5-0-66
 UA — Hunter, 26-13-1-174
 Receiving: OU — Harrison, 2-45
 UA — Bailey, 4-86

GAME SUMMARY

The emergence of the wishbone and Greg Pruitt were late-season developments that propelled OU to four wins in its last five games and a postseason invitation. The Sooners had switched to the wishbone, and they were running it to perfection by the time the bowl game rolled around. The "bone" produced 349 yards rushing and touchdown runs of 58 and 25 yards by All-American Greg Pruitt, but the Sooners still needed a late field goal by Bruce Derr to forge the tie with the Crimson Tide.

Sugar Bowl 1972 SUGAR BOWL		
Jan. 1 • New Orleans, La.		
AUBURN		22
OKLAHOMA		40

	OU	AU
First Downs	28	15
Rushes-Yards	439	40
Passing Yards	11	250
Passes-Comp-Int	4-1-0	45-20-2
Fumbles-Lost	1-1	2-2
Penalties-Yards	2-12	0-0
Punts-Average	5-35.4	5-48.6

SCORE BY QUARTER

Auburn	0	0	7	15	—	22
Oklahoma	19	12	3	6	—	40

SCORING

OU — Crosswhite 4 yd run (kick failed), 6-0
 OU — Mildren 5 yd run (Carroll kick), 13-0
 OU — Mildren 4 yd run (kick failed), 19-0
 OU — Mildren 7 yd run (kick failed), 25-0
 OU — Wylie 71 yd punt return (kick failed), 31-0
 AU — Unger 1 yd run (Jett kick), 31-7
 OU — Carroll 53 yd field goal, 34-7
 AU — Unger 1 yd run (Jett kick), 34-14
 OU — Pruitt 2 yd run (kick failed), 40-14
 AU — Cannon 11 yd pass from Sullivan (Beck run), 40-22

STATISTICAL LEADERS

Rushing: OU — Mildren, 30-149
 AU — Unger, 6-38
 Passing: OU — Mildren, 4-1-0-11
 AU — Sullivan, 44-20-1-250
 Receiving: OU — Chandler, 1-11
 AU — Beasley, 6-117
 Tackles: OU — Selmon, Driscoll 7
 AU — Yearout, 16

GAME SUMMARY

OU had lost only one game, the "Game of the Century" to Nebraska on Thanksgiving Day. Auburn featured Heisman Trophy winner Pat Sullivan. It was run versus pass, with OU's runners prevailing. The Sooners roared to a 31-0 halftime lead and amassed 439 yards rushing by game's end to set Oklahoma and Sugar Bowl records. QB Jack Mildren, playing in the final game of his brilliant college career, scored a Sugar Bowl-record three times. OU finished second in the polls to Nebraska with another Big Eight team, Colorado, finishing third.

1972 SUGAR BOWL		
Dec. 31 • New Orleans, La.		
PENN STATE	0	
OKLAHOMA	14	

	OU	PSU
First Downs	20	11
Rushes-Yards	76-278	28-50
Passing Yards	175	147
Passes-Comp-Int	12-7-0	31-12-1
Plays-Yards	88-453	59-197
Fumbles-Lost	8-5	6-4
Penalties-Yards	3-55	3-15
Punts-Average	8-32.7	10-42.9

SCORE BY QUARTER

Penn State	0	0	0	0	—	0
Oklahoma	7	0	7	0	—	14

SCORING

OU — Owens 27 yd pass from Robertson
(Fulcher kick), 7-0

OU — Crosswhite 1 yd run (Fulcher kick), 14-0

STATISTICAL LEADERS

Rushing:	OU — Pruitt, 21-86
	PSU — Nagle, 10-22
Passing:	OU — Robertson, 6-3-0-88
	PSU — Hufnagel, 31-12-1-147
Receiving:	OU — Owens, 5-132
	PSU — Scott, 3-59
Tackles:	OU — Lucious Selmon, 7
	PSU — Skorupan, 13

GAME SUMMARY

Played for the first time on New Year's Eve, the Sugar Bowl brought the Big Eight Champion Sooners to do battle with Joe Paterno's fifth-ranked Nittany Lions. The Sooner defense posted a shutout while allowing only 11 first downs and 49 yards rushing the entire game. It was the first year that freshmen were eligible and Sooner wide receiver Tinker Owens celebrated with five catches, good for 132 yards and one touchdown. It was also the last game for Sooner head coach Chuck Fairbanks who left for the NFL the following spring.

1976 ORANGE BOWL		
Jan. 1 • Miami, Fla. (80,307)		
MICHIGAN	6	
OKLAHOMA	14	

	OU	UM
First Downs	16	12
Rushes-Yards	65-282	52-169
Passing Yards	63	33
Passes-Comp-Int	5-3-0	30-2-3
Plays-Yards	70-345	72-202
Fumbles-Lost	4-1	1-0
Penalties-Yards	9-40	5-26
Punts-Average	9-34.9	10-38.6

SCORE BY QUARTER

Michigan	0	0	0	6	—	6
Oklahoma	0	7	0	7	—	14

SCORING

OU — Brooks 39 yd run (DiRienzo kick), 7-0

OU — Davis 9 yd run (DiRienzo kick), 14-0

UM — Bell 2 yd run (kick failed), 14-6

STATISTICAL LEADERS

Rushing:	OU — Washington, 17-73
	UM — Leach, 13-62
Passing:	OU — Davis, 5-3-0-63
	UM — Leach, 15-2-3-30
Receiving:	OU — Owens, 3-63
	UM — Bell, 1-17

GAME SUMMARY

It was Oklahoma's first bowl trip under legendary head coach Barry Switzer and a storybook setting. Ohio State, the No. 1-ranked team in the country, had lost in the Rose Bowl earlier in the afternoon. The upset gave the Sooners an opportunity to win the national championship if they could beat the Michigan Wolverines coached by Bo Schembechler. A 39-yard end around by Billy Brooks and a nine-yard keeper by Steve Davis were enough for a 14-6 victory and a fifth national championship.

1976 FIESTA BOWL		
Dec. 25 • Tucson, Ariz. (46,315)		
WYOMING	7	
OKLAHOMA	41	

	OU	UW
First Downs	24	14
Rushes-Yards	74-415	42-153
Passing Yards	23	51
Passes-Comp-Int	5-3-0	19-6-5
Plays-Yards	79-438	61-204
Fumbles-Lost	6-3	5-1
Penalties-Yards	2-20	4-30
Punts-Average	0-0	5-25.2
Time of Possession	32:18	27:42
Third Down Conversions	11-20	9-15

SCORE BY QUARTER

Wyoming	0	0	0	7	—	7
Oklahoma	14	6	7	14	—	41

SCORING

OU — Peacock 3 yd run (von Schamann kick), 7-0

OU — Ivory 4 yd run (von Schamann kick), 14-0

OU — von Schamann 32 yd field goal, 17-0

OU — von Schamann 50 yd field goal, 20-0

OU — Peacock 15 yd run (von Schamann kick), 27-0

OU — Cumby 4 yd run (von Schamann kick), 34-0

OU — Shepard 8 yd run (von Schamann kick), 41-0

UW — Jones 1 yd run (Christopoulos kick), 41-7

STATISTICAL LEADERS

Rushing:	OU — Shepard, 7-85
	UW — Jones, 14-68
Passing:	OU — Blevins, 3-2-0-14
	UW — Clayton, 14-5-4-54
Receiving:	OU — Hatcher, 2-14
	UW — Howard, 3-45
Tackles:	OU — Reese, 7
	UW — Coleman, 8

GAME SUMMARY

This was a mismatch that was decided early on as Oklahoma rolled up almost 500 yards in total offense and cruised to an easy victory. The Sooners led 27-0 at the third quarter mark before the reserves added two more scores in the fourth period. OU did not punt the entire game, the only time in Sooner bowl history that had happened.

1978 ORANGE BOWL		
Jan. 2 • Miami, Fla. (69,500)		
ARKANSAS	31	
OKLAHOMA	6	

	OU	UA
First Downs	14	15
Rushes-Yards	49-230	60-317
Passing Yards	80	90
Passes-Comp-Int	14-7-0	12-7-1
Plays-Yards	63-310	72-407
Fumbles-Lost	4-3	2-1
Penalties-Yards	5-25	7-50
Punts-Average	5-44.4	4-40.5

SCORE BY QUARTER

Arkansas	14	0	10	7	—	31
Oklahoma	0	0	0	6	—	6

SCORING

UA — Sales 1 yd run (Little kick), 0-7
 UA — Sales 4 yd run (Little kick), 0-14
 UA — Calcagni 1 yd run (Little kick), 0-21
 UA — Little 32 yd field goal, 0-24
 OU — Hicks 8 yd pass from Blevins (kick failed), 6-24
 UA — White 20 yd run (Little kick), 6-31

STATISTICAL LEADERS

Rushing: OU — Peacock, 15-117
 UA — Sales, 22-205
 Passing: OU — Lott, 7-4-0-42
 ARK — Calcagni, 11-7-1-90
 Receiving: OU — Rhodes, 3-46
 ARK — Sales, 4-52
 Tackles: OU — Kinlaw, 11
 ARK — Jackson, 7

GAME SUMMARY

Called by Barry Switzer, "the most disappointing loss of my career," OU was a victim of one of the biggest upsets in bowl history. When Notre Dame downed Texas in the Cotton Bowl, OU was in the running for a national championship. A big win over Arkansas might impress the voters and secure the crown for the Sooners. As a result, Switzer went against his own strategy by choosing to receive the opening kickoff rather than play defense. OU fumbled inside its own 10 on the third play of the game and Arkansas immediately scored for a lead it never relinquished.

1979 ORANGE BOWL		
Jan. 1 • Miami, Fla. (66,635)		
NEBRASKA	24	
OKLAHOMA	31	

	NU	OU
First Downs	27	17
Rushes-Yards	54-217	53-292
Passing Yards	220	47
Passes-Comp-Int	31-18-2	3-2-0
Plays-Yards	85-437	56-339
Fumbles-Lost	0-0	1-1
Penalties-Yards	8-96	6-50
Punts-Average	2-37.5	3-39.3
Third Down Conversions	8-18	7-12
Sacks By-Yards	1-1	1-5

SCORE BY QUARTER

Nebraska	7	0	3	14	—	24
Oklahoma	7	7	17	0	—	31

SCORING

NU — Smith 21 yd pass from Sorley (Todd kick), 0-7
 OU — Sims 3 yd run (von Schamann kick), 7-7
 OU — Lott 3 yd run (von Schamann kick), 14-7
 OU — Sims 11 yd run (von Schamann kick), 21-7
 OU — von Schamann 26 yd field goal, 24-7
 NU — Todd 31 yd field goal, 24-10
 OU — Lott 2 yd run (von Schamann kick), 31-10
 NU — Berns 1 yd run (Todd kick), 31-17
 NU — Miller 2 yd pass from Sorley (Todd kick), 31-24

STATISTICAL LEADERS

Rushing: OU — Sims, 25-134
 NU — Berns, 19-99
 Passing: OU — Lott, 3-2-0-47
 NU — Sorley, 31-18-2-220
 Receiving: OU — Rhodes, 1-38
 NU — Smith, 3-62
 Tackles: OU — Kinlaw, 11
 NU — Andrews, 9

GAME SUMMARY

A truly amazing turn of events produced a rematch after Nebraska's victory in November. The Sooners, ranked No. 1 with one loss, had lost a heartbreaker to the Cornhuskers, 17-14, on a late fumble at the NU three-yard line. When the Huskers were upset the following week by Missouri, producing a Big Eight Championship tie, the Orange Bowl officials came up with the idea of a rematch, much to the Sooners' joy and the Huskers' shock. It went as predicted: an Oklahoma victory.

1980 ORANGE BOWL		
Jan. 1 • Miami, Fla. (66,714)		
FLORIDA STATE	7	
OKLAHOMA	24	

	FSU	OU
First Downs	11	22
Rushes-Yards	35-82	59-411
Passing Yards	100	36
Passes-Comp-Int	27-8-3	4-2-0
Plays-Yards	62-182	63-447
Fumbles-Lost	1-0	5-4
Penalties-Yards	4-20	3-28
Punts-Average	9-42.2	4-25.0
Third Down Conversions	6-15	9-15
Sacks By-Yards	0-0	1-4

SCORE BY QUARTER

Florida State	7	0	0	0	—	7
Oklahoma	0	17	0	7	—	24

SCORING

FSU — Whitting 1 yd run (Chappelen kick), 0-7
 OU — Watts 61 yd run (Keeling kick), 7-7
 OU — Wilson 5 yd run (Keeling kick), 14-7
 OU — Keeling 24 yd field goal, 17-7
 OU — Sims 22 yd run (Keeling kick), 24-7

STATISTICAL LEADERS

Rushing: OU — Sims, 24-164
 FSU — Lyles, Whiting, 13-40
 Passing: OU — Watts, 4-2-0-36
 FSU — Jordan, 16-6-1-76
 Receiving: OU — Nixon, 2-36
 FSU — King, Childers, 2-24
 Tackles: OU — Cumby, 9
 FSU — Herring, 16

GAME SUMMARY

The Big Eight Champion Sooners met an undefeated Florida State team on New Year's night. After the Seminoles took a 7-0 first-quarter lead, OU unleashed 17 second-quarter points to take the lead for good. J.C. Watts was named Orange Bowl MVP on offense. He scored on a 61-yard option play and rushed for more than 100 yards. Bud Hebert, who recorded three interceptions, earned the award on defense. Billy Sims wrapped up his brilliant collegiate career scoring on a 22-yard pitch from Watts. Oklahoma finished third in the country and won the Orange Bowl for the third time in five tries under Switzer. The Seminoles crossed midfield only two times after the first quarter and never passed the 35-yard line.

1981 ORANGE BOWL		
Jan. 1 • Miami, Fla. (71,043)		
OKLAHOMA	18	
FLORIDA STATE	17	

	OU	FSU
First Downs	18	23
Rushes-Yards	55-156	60-212
Passing Yards	128	51
Passes-Comp-Int	12-7-0	15-11-0
Plays-Yards	67-284	75-263
Fumbles-Lost	7-5	1-0
Penalties-Yards	4-32	5-58
Punts-Average	2-37.0	4-42.5
Third Down Conversions	8-16	8-17

SCORE BY QUARTER

Oklahoma	0	3	7	8	—	18
Florida State	0	7	3	7	—	17

SCORING

FSU — Williams 10 yd run (Capece kick), 0-7
 OU — Keeling 53 yd field goal, 3-7
 OU — Overstreet 4 yd run (Keeling kick), 10-7
 FSU — Capece 19 yd field goal, 10-10
 FSU — Recovered fumble in OU end zone (Capece kick), 10-17
 OU — Rhodes 11 yd pass from Watts (Valora pass from Watts), 18-17

STATISTICAL LEADERS

Rushing: OU — Watts, 25-48
 FSU — Williams, 19-99
 Passing: OU — Watts, 12-7-0-128
 FSU — Stockstill, 15-11-0-51
 Receiving: OU — Rhodes, 2-53
 FSU — Williams, 2-27
 Tackles: OU — Coast, 15
 FSU — Piurowski, 12

GAME SUMMARY

This contest featured a rematch with a great deal more excitement as OU turned to a foreign weapon, the pass, to notch its third straight Orange Bowl win. QB J.C. Watts was chosen MVP and with good reason. The Sooners used a fourth-quarter TD to break a 10-10 tie and seemingly gain control. OU was forced to start deep in its own territory after the kickoff with little time left. Watts went to work and passed the Sooners to the 11-yard line where he hit Steve Rhodes with a TD strike to pull the Sooners to within one with less than a minute to go. Watts then proceeded to hit tight end Forrest Valora for the two-point conversion that gave the Sooners their ninth Orange Bowl victory, including three in the last four years. Oklahoma finished ranked No. 3 in the nation.

1981 SUN BOWL		
Dec. 26 • El Paso, Texas		
HOUSTON	14	
OKLAHOMA	40	

	UH	OU
First Downs	26	15
Rushes-Yards	59-157	54-409
Passing Yards	228	2
Passes-Comp-Int	29-18-1	5-1-1
Plays-Yards	88-385	59-407
Fumbles-Lost	4-3	2-1
Penalties-Yards	2-27	7-48
Punts-Average	6-37.0	5-38.6
Third Down Conversions	7-16	3-11

SCORE BY QUARTER

Houston	0	7	0	7	—	14
Oklahoma	7	0	3	30	—	40

SCORING

OU — Shepard 34 yd run (Keeling kick), 7-0
 UH — Wilson 1 yd run (Clendenen kick), 7-7
 OU — Keeling 32 yd field goal, 10-7
 OU — Shepard 1 yd run (Keeling kick), 17-7
 OU — Keeling 49 yd field goal, 20-7
 OU — Sims 30 yd run (Keeling kick), 27-7
 UH — Jordan 6 yd run (Clendenen kick), 27-14
 OU — Mills 2 yd run (kick failed), 33-14
 OU — Tuit 28 yd interception return (Keeling kick), 40-14

STATISTICAL LEADERS

Rushing: OU — Sims, 15-181
 UH — Polk, 19-74
 Passing: OU — Shepard, 5-1-1-2
 UH — Wilson, 28-11-1-216
 Receiving: OU — Ross, 1-2
 UH — Durham, 1-60
 Tackles: OU — Benson, 10
 UH — Turner, 13

GAME SUMMARY

OU ended the season on a bright note with an easier than anticipated 40-14 victory over Houston. MVP Darrell Shepard, who began his career at the UH, scored two touchdowns against his former team. The Sooners scored 30 fourth quarter points to turn a seat squirmer into a rout. Freshman Fred Sims rolled up 181 yards rushing in the game after rushing for just 179 in the regular season.

1983 FIESTA BOWL		
Jan. 1 • Tempe, Ariz. (70,553)		
ARIZONA STATE	32	
OKLAHOMA	31	

	ASU	OU
First Downs	25	19
Rushes-Yards	43-100	63-417
Passing Yards	329	40
Passes-Comp-Int	35-17-2	10-4-1
Plays-Yards	78-429	73-457
Fumbles-Lost	3-0	6-4
Penalties-Yards	7-64	8-68
Punts-Average	6-43.5	4-29.5
Time of Possession	30:31	29:29
Third Down Conversions	6-15	9-19
Sacks By-Yards	0-0	4-6

SCORE BY QUARTER

Arizona State	0	11	7	14	—	32
Oklahoma	7	6	8	0	—	21

SCORING

OU — Wilson 1 yd run (Keeling kick), 7-0
 ASU — Zendejas 32 yd field goal, 7-3
 ASU — Phelps safety in end zone, 7-5
 ASU — Zendejas 22 yd field goal, 8-7
 OU — Wilson 1 yd run (rush PAT no good), 13-8
 ASU — Zendejas 54 yd field goal, 13-11
 ASU — Clark 15 yd run (Zendejas kick), 13-18
 OU — Sims 19 yd run (Phelps to Fontenette), 21-18
 ASU — Moore 1 yd run (Zendejas kick), 21-25
 ASU — Brown 52 yd pass from Hons (Zendejas kick), 21-32

STATISTICAL LEADERS

Rushing: OU — Dupree, 17-239
 ASU — Moore, 20-64
 Passing: OU — Phelps, 10-4-1-40
 ASU — Hons, 35-17-2-329
 Receiving: OU — Lewis, 2-23
 ASU — Moore, 3-88
 Tackles: OU — Sanders, 11
 ASU — Richardson, 15

GAME SUMMARY

The magic of Marcus Dupree ran out as the Sun Devils rallied for 14 fourth-quarter points to win the first meeting between the two. Dupree ran wild early, amassing 239 yards before recurrent leg injuries forced him out in the third quarter. The turning point came when Oklahoma punter Michael Keeling could not get his punt away and was forced to throw an illegal pass. The Devils took over at the OU 43 and later scored when Darryl Clark raced 15 yards for a touchdown.

1985 ORANGE BOWL		
Jan. 1 • Miami, Fla. (56,294)		
WASHINGTON	28	
OKLAHOMA	17	

	UW	OU
First Downs	17	17
Rushes-Yards	43-192	54-162
Passing Yards	119	124
Passes-Comp-Int	21-9-3	21-6-1
Plays-Yards	64-311	75-286
Fumbles-Lost	3-1	6-2
Penalties-Yards	5-25	8-60
Punts-Average	6-37.7	7-34.6
Time of Possession	28:56	31:04
Third Down Conversions	3-13	6-18

SCORE BY QUARTER

Washington	14	0	0	14	—	28
Oklahoma	0	14	0	3	—	17

SCORING

UW — Greene 29 yd pass from Siruco (Jaeger kick), 0-7
 UW — Robinson 1 yd run (Jaeger kick), 0-14
 OU — Bradley 1 yd run (Lashar kick), 7-14
 OU — Shepard 61 yd pass from Bradley (Lashar kick), 14-14
 OU — Lashar 35 yd field goal, 17-14
 UW — Pattison 12 yd pass from Millen (Jaeger kick), 17-21
 UW — Fenney 6 yd run (Jaeger kick), 17-28

STATISTICAL LEADERS

Rushing: OU — Carr, 10-63
 UW — Robinson, 28-135
 Passing: OU — Bradley, 21-6-1-124
 UW — Sircuro, 17-7-3-78
 Receiving: OU — Shepard, 3-87
 UW — Greene, 4-97
 Tackles: OU — Brown, Reed, 6
 UW — Kelly, 11

GAME SUMMARY

Brigham Young was No. 1 in the polls, but Sooner head coach Barry Switzer had argued that the Sooners should be No. 1 because of a tougher schedule. A win over a fine Husky team would solidify that claim. However, Washington refused to cooperate and turned a 17-14 fourth quarter deficit into a 28-17 triumph. The game was marked by a bizarre incident when, after thinking an Oklahoma field goal was good, the Sooner Schooner raced onto the field as called for by tradition. A penalty negated the field goal, but the Schooner became stuck in the muddy field in front of UW's bench, resulting in a 15-yard penalty. The following 42-yard try was no good.

1986 ORANGE BOWL		
Jan. 1 • Miami, Fla. (74,178)		
PENN STATE	10	
OKLAHOMA	25	

	PSU	OU
First Downs	14	12
Rushes-Yards	36-103	52-228
Passing Yards	164	91
Passes-Comp-Int	34-18-4	6-3-0
Plays-Yards	70-267	58-319
Fumbles-Lost	2-1	5-1
Penalties-Yards	6-49	7-45
Punts-Average	6-46.3	5-42.6
Time of Possession	31:23	28:37
Third Down Conversions	7-15	5-16
Sacks By-Yards	0-0	2-10

SCORE BY QUARTER

Penn State	7	3	0	0	—	10
Oklahoma	0	16	3	6	—	25

SCORING

PSU — Manoa 1 yd run (Manca kick), 0-7
 OU — Lashar 26 yd field goal, 3-7
 OU — Jackson 71 yd pass from Holieway (Lashar kick), 10-7
 OU — Lashar 31 yd field goal, 13-7
 OU — Lashar 21 yd field goal, 16-7
 PSU — Manca 27 yd field goal, 16-10
 OU — Lashar 22 yd field goal, 19-10
 OU — Carr 61 yd run (kick failed), 25-10

STATISTICAL LEADERS

Rushing: OU — Carr, 19-148
 PSU — Dozier, 12-39
 Passing: OU — Holieway, 6-3-0-91
 PSU — Knizner, 11-8-1-90
 Receiving: OU — Jackson, 2-83
 PSU — Dimidio, 6-50
 Tackles: OU — Bosworth, 13
 PSU — Alexander, 9

GAME SUMMARY

A swarming defense, a record field goal performance and two big plays helped the Oklahoma Sooners defeat Penn State to capture both the Orange Bowl and the program's sixth national championship. Butkus Award winner Brian Bosworth had 13 solo tackles and the Oklahoma secondary picked off four Penn State passes to thwart any rallies. Tim Lashar booted an Orange Bowl record four field goals to give the Sooners an early lead. Lydell Carr and Keith Jackson then provided big plays, a 61-yard jaunt by Carr and a 71-yard pass play from Jamelle Holieway to Jackson.

1987 ORANGE BOWL		
Jan. 1 • Miami, Fla. (57,291)		
ARKANSAS	8	
OKLAHOMA	42	

	UA	OU
First Down	17	11
Rushes-Yards	45-48	48-366
Passing Yards	192	47
Passes-Comp-Int	33-16-5	5-2-0
Plays-Yards	81-240	53-413
Fumbles-Loss	2-0	3-2
Penalties-Yards	3-25	4-40
Punts-Average	9-41.1	5-47.6
Time of Possession	35:29	24:31
Third Down Conversions	8-18	5-12
Sacks By-Yards	7-51	0-0

SCORE BY QUARTER

Arkansas	0	0	0	8	8
Oklahoma	0	14	14	14	42

SCORING

OU — Tillman 77 yd run (Lashar kick), 7-0
 OU — Tillman 21 yd run (Lashar kick), 14-0
 OU — Holieway 2 yd run (Lashar kick), 21-0
 OU — Holieway 4 yd run (Lashar kick), 28-0
 OU — Stafford 13 yd run (Lashar kick), 35-0
 OU — Parham 49 yd run (Lashar kick), 42-0
 ARK — Thomas 2 yd run (Shibest pass from Bland), 42-8

STATISTICAL LEADERS

Rushing: OU — Tillman, 7-109
 ARK — Thomas, 22-59
 Passing: OU — Holieway, 3-2-0-47
 ARK — Thomas, 26-13-4-129
 Receiving: OU — Shepard, 1-36
 ARK — Shibest, 4-83
 Tackles: OU — Jones, 9
 ARK — Atwater, 7

GAME SUMMARY

After nine years, Barry Switzer avenged his most embarrassing loss, coaching Oklahoma to a 42-8 rout of Arkansas. LB Danté Jones, playing in place of All-American Brian Bosworth, led the defense, which held the Hogs to just 48 rushing yards. Spencer Tillman gained 109 yards rushing on just seven carries. His totals included a 77-yard TD to give OU the early 7-0 lead. Todd Thomsen set an Orange Bowl record with five punts for a 47.6-yard average.

**1988 ORANGE BOWL**

Jan. 1 • Miami, Fla. (74,760)

MIAMI	20
OKLAHOMA	14

	OU	UM
First Downs	13	15
Rushes-Yards	53-179	38-72
Passing Yards	76	209
Passes-Comp-Int	13-5-0	30-18-1
Plays-Yards	66-255	68-281
Fumbles-Lost	4-2	0-0
Penalties-Yards	5-39	8-85
Punts-Average	8-39.0	6-44.7
Time of Possession	27:52	32:08
Third Down Conversions	6-18	9-18
Sacks By-Yards	1-5	1-5

SCORE BY QUARTER

Miami	7	0	10	3	—	20
Oklahoma	0	7	0	7	—	14

SCORING

UM — Bratton 30 yd pass from Walsh (Cox kick), 0-7
 OU — Stafford 1 yd run (Lashar kick), 7-7
 UM — Cox 56 yd field goal, 7-10
 UM — Irvin 23 yd pass from Walsh (Cox kick), 7-17
 UM — Cox 48 yd field goal, 7-20
 OU — Hutson 29 yd run (Lashar kick), 14-20

STATISTICAL LEADERS

Rushing:	OU — Collins, 10-50 UM — Williams, 19-41
Passing:	OU — Thompson, 12-4-0-56 UM — Walsh, 30-18-1-209
Receiving:	OU — Jackson, 3-45 UM — Bratton, 9-102
Tackles:	OU — Reed, 9 UM — Clark, 14

GAME SUMMARY

The Sooners' hopes of winning their seventh national championship were put to rest by Miami, 20-14. The Hurricanes took the opening kickoff and moved 65 yards in eight plays for a 7-0 lead, then never looked back. The Sooner offense, which led the nation in six categories, was held to only 179 rushing yards and 255 overall. Late in the fourth quarter, the Sooners scored on a 29-yard fumble-rooski which gave the Oklahoma faithful a flicker of hope. The Hurricane defenders blew it out when they sacked quarterback Charles Thompson and caused a fumble to ensure the victory.

**1989 CITRUS BOWL**

Jan. 2 • Orlando, Fla. (53,571)

OKLAHOMA	6
CLEMSON	13

	CU	OU
First Downs	12	17
Rushes-Yards	48-187	43-116
Passing Yards	57	138
Passes-Comp-Int	11-5-0	24-10-1
Plays-Yards	59-244	67-254
Fumbles-Lost	1-0	4-1
Penalties-Yards	7-76	5-50
Punts-Average	7-44.3	5-38.6
Time of Possession	29:30	30:30
Third Down Conversions	6-15	4-14
Sacks By-Yards	0-0	0-0

SCORE BY QUARTER

Oklahoma	3	0	3	0	—	6
Clemson	0	6	0	7	—	13

SCORING

OU — Lashar 35 yd field goal, 3-0
 CU — Gardocki 20 yd field goal, 3-3
 CU — Gardocki 46 yd field goal, 3-6
 OU — Lashar 30 yd field goal, 6-6
 CU — Allen 4 yd run (Seyle kick), 6-13

STATISTICAL LEADERS

Rushing:	OU — Perry, 12-52 CU — McFadden, 9-55
Passing:	OU — Holieway, 24-10-1-138 CU — Williams, 11-5-0-57
Receiving:	OU — Cabbiness, 3-78 CU — Allen, 4-47
Tackles:	OU — Dillon, 11 CU — McDaniel, 11

GAME SUMMARY

After a dry three quarters and the score deadlocked at 6-6, Clemson held off a late Sooner rally to post a 13-6 victory and give the ACC its first victory over the Sooners in 16 tries. On the Sooners' last possession, OU took the ball over on its own 20 with 2:59 left on the clock. QB Jamelle Holieway, playing in his final game, scampered 11 yards on a fourth down to keep the drive alive. Holieway then completed passes of five, seven, four, 12, seven, 12 and 13 yards, to get OU inside the Tiger 14 with 12 seconds remaining. Two desperation heaves by Holieway dropped incomplete to end all Oklahoma hopes.

**1991 GATOR BOWL**

Dec. 29 • Jacksonville, Fla.

OKLAHOMA	48
VIRGINIA	14

	OU	UVA
First Downs	36	13
Rushes-Yards	51-261	26-101
Passing Yards	357	142
Passes-Comp-Int	36-27-0	29-12-1
Plays-Yards	87-618	55-243
Fumbles-Lost	1-1	4-1
Penalties-Yards	12-128	6-48
Punts-Average	3-40.3	8-34.8
Time of Possession	37:54	22:06
Third Down Conversions	8-14	2-12
Sacks By-Yards	1-9	0-0

SCORE BY QUARTER

Oklahoma	7	27	14	0	—	48
Virginia	0	7	0	7	—	14

SCORING

OU — Mickey 10 yd pass from Gundy (Blanton kick), 7-0
 OU — Gaddis 2 yd run (Blanton kick), 14-0
 OU — Gaddis 8 yd run (Blanton kick), 21-0
 OU — Jones 4 yd blocked punt (Blanton kick), 28-0
 OU — Mickey 13 yd pass from Gundy (kick blocked), 34-0
 UVA — Davis 22 yd pass from Blundin (Husted kick), 34-7
 OU — Rasheed 7 yd run (Blanton kick), 41-7
 OU — Gaddis 7 yd run (Blanton kick), 48-7
 UVA — Tomlin 23 yd pass from Blundin (Husted kick), 48-14

STATISTICAL LEADERS

Rushing:	OU — Gaddis, 20-104 UVA — Kirby, 13-66
Passing:	OU — Gundy, 31-25-0-324 UVA — Blundin, 26-12-1-142
Receiving:	OU — Warren, 5-110 UVA — Mundy, 3-44
Tackles:	OU — Wilson, 8 UVA — Lewis, 15

GAME SUMMARY

Cale Gundy unleashed one of the greatest postseason passing efforts in school history as Oklahoma crushed Virginia, 48-14. Gundy was 25-of-31, including 11 straight completions, for 329 yards and two TDs. The Sooners scored touchdowns on four of their first five possessions to put the game out of reach before halftime. The OU defense never allowed the Cavaliers inside the 20. The 48 points tied the OU bowl game record (48-21 over Duke in the '58 Orange Bowl).

1993 JOHN HANCOCK BOWL		
Dec. 24 • El Paso, Texas		
TEXAS TECH	10	
OKLAHOMA	41	

	OU	TTU
First Downs	21	18
Rushes-Yards	50-177	33-116
Passing Yards	215	199
Passes-Comp-Int	26-15-1	37-19-4
Plays-Yards	76-392	70-315
Fumbles-Lost	4-2	0-0
Penalties-Yards	9-65	6-65
Punts-Average	7-48.3	7-42.6
Time of Possession	35:22	24:38
Third Down Conversions	4-11	6-17
Sacks By-Yards	1-5	6-31

SCORE BY QUARTER

Texas Tech	0	3	7	0	—	10
Oklahoma	14	14	0	13	—	41

SCORING

OU — Chandler 2 yd run (Blanton kick), 7-0
 OU — Brady 9 yd pass from Gundy (Blanton kick), 14-0
 TT — Davis 22 yd field goal, 14-3
 OU — Warren 34 yd pass from Gundy (Blanton kick), 21-3
 OU — Brady 15 yd pass from Gundy (Blanton kick), 28-3
 TT — Morris 2 yd run (Davis kick), 28-10
 OU — Moore 32 yd run (Blanton kick), 35-10
 OU — Moore 6 yd run (no PAT attempt), 41-10

STATISTICAL LEADERS

Rushing: OU — Moore, 15-85
 TT — Morris, 27-95
 Passing: OU — Gundy, 26-15-1-215
 TT — Hall, 37-19-4-199
 Receiving: OU — Warren, 4-93
 TT — Mitchell, 6-87
 Tackles: OU — Coats, 8
 TT — Wright, Banks, 9

GAME SUMMARY

QB Cale Gundy brilliantly guided Oklahoma's offense and the Sooner defense slowed Doak Walker Award winner Bam Morris as OU claimed a 41-10 win. The Sooners scored the first two times they had the ball. Another Gundy TD pass boosted the lead to 21-3. Just over a minute later, the game MVP hit again and Oklahoma was cruising at halftime 28-3. Meanwhile, the nation's second-leading rusher was held to just 95 yards by the Sooner defense.

1994 COPPER BOWL		
Dec. 29 • Tucson, Ariz. (45,122)		
BYU	31	
OKLAHOMA	6	

	BYU	OU
First Downs	28	16
Rushes-Yards	33-71	33-72
Passing Yards	485	163
Passes-Comp-Int	46-32-0	30-13-1
Plays-Yards	79-556	63-235
Fumbles-Lost	0	0
Penalties-Yards	6-48	7-44
Punts-Average	4-37.0	8-37.1
Time of Possession	35:16	24:44
Third Down Conv.	8-14	3-13
Sacks By-Yards	1-13	1-3

SCORE BY QUARTER

BYU	7	10	7	7	—	31
Oklahoma	0	0	0	6	—	6

SCORING

BYU — Doman 7 yd pass from Walsh (Lauder kick), 0-7
 BYU — Lauder 22 yd field goal, 0-10
 BYU — Johnston 25 yd pass from Walsh (Lauder kick), 0-17
 BYU — Johnston 4 yd pass from Walsh (Lauder kick), 0-24
 OU — Moore 2 yd run (PAT failed), 6-24
 BYU — Doman 28 yd pass from Walsh (Lauder kick), 6-31

STATISTICAL LEADERS

Rushing: OU — Moore, 9-41
 BYU — Willis, 11-41
 Passing: OU — Brown, 30-13-1-163
 BYU — Walsh, 45-31-4-454
 Receiving: OU — Hall, 5-75
 BYU — Willis, 7-103
 Tackles: OU — Simpson, 13
 BYU — Cook, 8

GAME SUMMARY

After completing its worst regular season in 30 years, and playing under a head coach who had resigned, Oklahoma ended its season with a dismal 31-6 loss. The Sooners started reserve QB Terence Brown, who had completed one of three passes on the season. Season starter Garrick McGee had contracted spinal meningitis and was unable to play. OU's defense surrendered 485 yards and four touchdowns through the air. BYU's John Walsh set Copper Bowl records for completions (31) and TD passes (4). Sooner linebacker Broderick Simpson was defensive player of the game with 13 tackles, a sack and a pass breakup.

1999 INDEPENDENCE BOWL		
Dec. 31 • Shreveport, La.		
MISSISSIPPI	27	
OKLAHOMA	25	

	UM	OU
First Downs	19	27
Rushes-Yards	33-159	23-91
Passing Yards	202	390
Passes-Comp-Int	29-18-2	54-39-1
Plays-Yards	62-361	77-481
Fumbles-Lost	1-0	3-3
Penalties-Yards	3-13	4-35
Punts-Average	5-39.4	1-10.0
Time of Possession	29:24	30:36
Third Down Conv.	5-11	7-13
Sacks By-Yards	3-16	3-24

SCORE BY QUARTER

Mississippi	7	14	0	6	—	27
Oklahoma	3	0	15	7	—	25

SCORING

UM — McAllister 25 yd pass from Miller (Binkley kick), 0-7
 OU — Duncan 34 yd field goal, 3-7
 UM — Bettis 9 yd pass from Miller (Binkley kick), 3-14
 UM — McAllister 80 yd run (Binkley kick), 3-21
 OU — Jackson 3 yd pass from Heupel (Duncan kick), 10-21
 OU — Daniels 41 yd pass from Heupel (Hammons pass), 18-21
 UM — Binkley 29 yd field goal, 18-24
 OU — Griffin 17 yd pass from Heupel (Duncan kick), 25-24
 UM — Binkley 39 yd field goal, 25-27

STATISTICAL LEADERS

Rushing: OU — Griffin, 12-86
 UM — McAllister, 17-121
 Passing: OU — Heupel, 53-39-1-390
 UM — Miller, 28-18-2-202
 Receiving: OU — Daniels, 6-109
 UM — McAllister, 3-55
 Tackles: OU — Rideau, 7
 UM — Taylor, Strong, 8

GAME SUMMARY

In the final college game of the 20th century, Ole Miss topped Oklahoma in a thriller, 27-25. OU quarterback and game offensive MVP Josh Heupel set school and Independence Bowl records for attempts (53), completions (39) and yards (390), and tied the record for touchdowns (3). Jarraill Jackson tied the Independence Bowl record for receptions with 10. Ole Miss' Les Binkley kicked a 39-yard field goal for the win on the last play of the game.

**2001 ORANGE BOWL**

Jan. 3 • Miami, Fla. (76,835)

FLORIDA STATE	2
OKLAHOMA	13

	FSU	OU
First Downs	14	12
Rushes-Yards	17-27	36-56
Passing Yards	274	214
Passes-Comp-Int	52-25-2	39-25-1
Plays-Yards	69-301	75-270
Fumbles-Lost	3-1	2-1
Penalties-Yards	6-38	7-45
Punts-Average	10-44.7	8-41.1
Time of Possession	23:27	36:33
Third Down Conversions	1-15	7-19
Sacks By-Yards	2-13	1-2

SCORE BY QUARTER

Florida State	0	0	0	2	—	2
Oklahoma	3	0	3	7	—	13

SCORING

OU — Duncan 27 yd field goal, 3-0
 OU — Duncan 42 yd field goal, 6-0
 OU — Griffin 10 yd run (Duncan kick), 13-0
 FSU — Team safety, 13-2

STATISTICAL LEADERS

Rushing:	OU — Griffin, 11-40 FSU — Minor, 13-20
Passing:	OU — Heupel, 39-25-1-214 FSU — Weinke, 51-25-2-274
Receiving:	OU — Norman, 3-49 FSU — Bell, 7-137
Tackles:	OU — Thompson, 7 FSU — Allen, 12

GAME SUMMARY

Top-ranked Oklahoma used a smothering defense to shut down the third-ranked Seminoles and Josh Heupel generated enough offense to lead OU to a perfect season. As the nation's only unbeaten team, the Sooners were the unanimous winners of the AP media poll. They were automatically crowned national champions in the coaches' poll under the Bowl Championship Series format. Led by Orange Bowl MVP Torrance Marshall, the Sooners time and again forced Florida State's Chris Weinke into bad decisions. Tim Duncan kicked two field goals and Quentin Griffin scored the clinching touchdown on a 10-yard run up the middle with 8:30 to play. Florida State avoided its first shutout in 12 seasons when Stanford Samuels tackled OU punter Jeff Ferguson in the end zone for a safety with 55 seconds remaining.

**2002 COTTON BOWL**

Jan. 1 • Dallas, Texas (72,955)

OKLAHOMA	10
ARKANSAS	3

	OU	UA
First Downs	11	6
Rushes-Yards	34-56	42-37
Passing Yards	175	13
Passes-Comp-Int	32-24-0	13-2-1
Plays-Yards	66-231	55-50
Fumbles-Lost	2-1	1-1
Penalties-Yards	9-76	6-54
Punts-Average	9-34.9	8-40.5
Time of Possession	33:34	26:26
Third Down Conversions	6-18	1-14
Sacks By-Yards	9-55	4-27

SCORE BY QUARTER

Oklahoma	7	0	3	0	—	10
Arkansas	0	0	0	3	—	3

SCORING

OU — Hybl 1 yd run (Duncan kick), 7-0
 OU — Duncan 32 yd field goal, 10-0
 UA — O'Donohoe 32 yd field goal, 10-3

STATISTICAL LEADERS

Rushing:	OU — Griffin, 19-56 ARK — Holmes, 8-27
Passing:	OU — Hybl, 32-24-0-175 ARK — Clark, 12-2-1-13
Receiving:	OU — Norman, 7-74 ARK — Wilson, 1-7
Tackles:	OU — Calmus, 10 ARK — Petty, Bua, 7.5

GAME SUMMARY

Arkansas' defense played well, but few will remember. Oklahoma's defense was that much better. The final statistics were as chilling and stark as the weather. The Razorbacks, who reached OU territory just two times the entire game, could muster only 13 passing yards on two completions while their rushing attempts (42) outnumbered their rushing yards (37). Sooner defenders tied a school and Cotton Bowl record with a whopping nine sacks. Late in the first quarter, Oklahoma set sail on a 13-play, 63-yard scoring drive that culminated in a one-yard sneak by quarterback Nate Hybl. Along the way, the Sooners converted two third downs and one fourth. The resulting touchdown and PAT made the rest of the afternoon academic. OU added a 32-yard field goal by Tim Duncan in the third frame to build a 10-0 advantage that felt like twice that given the play of the defense. Arkansas, aided by penalties, finally scratched out a field goal, but no serious threat to the outcome was ever mounted.

**2003 ROSE BOWL**

Jan. 1 • Pasadena, Calif.

OKLAHOMA	34
WASHINGTON STATE	14

	OU	WSU
First Downs	19	11
Rushes-Yards	46-146	21-4
Passing Yards	240	239
Passes-Comp-Int	29-19-0	34-17-2
Plays-Yards	75-386	55-243
Fumbles-Lost	2-1	3-1
Penalties-Yards	4-28	9-52
Punts-Average	5-29.0	6-46.0
Time of Possession	37:14	22:46
Third Down Conversions	9-20	2-11
Sacks By-Yards	6-59	3-27

SCORE BY QUARTER

Oklahoma	3	14	3	14	—	34
Washington State	0	0	0	14	—	14

SCORING

OU — DiCarlo 45 yd field goal, 3-0
 OU — Savage 12 yd pass from Hybl (DiCarlo kick), 10-0
 OU — Perkins 51 yd punt return (DiCarlo kick), 17-0
 OU — DiCarlo 30 yd field goal, 20-0
 OU — Fagan 9 yd pass from Hybl (DiCarlo kick), 27-0
 WSU — Riley 37 yd pass from Gesser (Dunning kick), 27-7
 OU — Griffin 19 yd run (DiCarlo kick), 34-7
 WSU — Moore 89 yd kickoff return (Dunning kick), 34-14

STATISTICAL LEADERS

Rushing:	OU — Griffin, 30-162 WSU — Green, 8-45
Passing:	OU — Hybl, 29-19-0-240 WSU — Gesser, 34-17-2-239
Receiving:	OU — Peoples, 3-80 WSU — Riley, 9-139
Tackles:	OU — Lehman, 6 WSU — Coleman, 10

GAME SUMMARY

Oklahoma dominated the Pac 10 champs in the Sooners' first trip to the Rose Bowl. OU's defense logged six sacks and two interceptions to set the tone. Rose Bowl MVP Nate Hybl tossed two TD passes and Quentin Griffin rushed for 144 yards as the OU offense wore down the Cougars. Oklahoma became just the fourth school in college football history to win the four BCS games and the Cotton Bowl.

2004 SUGAR BOWL		
Jan. 4 • New Orleans, La.		
LSU		21
OKLAHOMA		14

	LSU	OU
First Downs	13	12
Rushes-Yards	40-159	33-52
Passing Yards	153	102
Passes-Comp-Int	24-14-2	37-13-2
Plays-Yards	64-312	70-154
Fumbles-Lost	1-1	2-0
Penalties-Yards	8-65	11-70
Punts-Average	8-34.0	8-45.9
Time of Possession	31:19	28:41
Third Down Conversions	6-17	4-15
Sacks By-Yards	5-46	5-12

SCORE BY QUARTER

LSU	7	7	7	0	—	21
Oklahoma	0	7	0	7	—	14

SCORING

LSU — Green 24 yd run (Gaudet kick), 0-7
 OU — K. Jones 1 yd run (DiCarlo kick), 7-7
 LSU — Vincent 18 yd run (Gaudet kick), 7-14
 LSU — Spears 20 yd interception return (Gaudet kick), 7-21
 OU — K. Jones 1 yd run (DiCarlo kick), 14-21

STATISTICAL LEADERS

Rushing: LSU — Vincent, 16-117
 OU — K. Jones, 20-59
 Passing: LSU — Mauck, 22-13-2-124-0
 OU — White, 37-13-2-102-0
 Receiving: LSU — Clayton, 4-38
 OU — Clayton, 4-32
 Tackles: LSU — Turner, 9
 OU — Strait, 11

GAME SUMMARY

Riding its defense, LSU won the BCS title, 21-14. Oklahoma entered the game as the nation's top scoring offense, but struggled against the Tigers. The OU defense gave a good account too, surrendering 64 of LSU's 312 total yards on a non-scoring run on the Tigers' first snap. Still, it was the LSU defenders who stole the show. DE Marcus Spears returned an interception 20 yards for a TD on the first series of the second half and seemingly opened the floodgates. But OU stiffened and got its running game untracked. After pulling within seven at 21-14, the Sooners made another push to the LSU 12, but missed on four straight pass attempts, the last one with just 2:46 left. The crowd was the largest ever to see a sporting event in the Louisiana Superdome.

2005 ORANGE BOWL		
Jan. 4 • Miami, Fla. (77,912)		
OKLAHOMA		19
USC		55

	OU	USC
First Downs	19	19
Rushes-Yards	40-151	28-208
Passing Yards	244	332
Passes-Comp-Int	36-24-3	35-18-0
Plays-Yards	76-372	63-525
Fumbles-Lost	3-2	1-0
Penalties-Yards	3-30	9-75
Punts-Average	4-44.5	4-43.5
Time of Possession	35:06	24:54
Third Down Conversions	8-17	6-14
Sacks By-Yards	1-9	2-20

SCORE BY QUARTER

Oklahoma	7	3	0	9	—	19
USC	14	24	10	7	—	55

SCORING

OU — Wilson five yd pass from White (Hartley kick), 7-0
 USC — Byrd 33 yd pass from Leinart (Killeen kick), 7-7
 USC — White 6 yd run (Killeen kick), 7-14
 USC — Jarrett 54 yd pass from Leinart (Killeen kick), 7-21
 USC — Smith 5 yd pass from Leinart (Killeen kick), 7-28
 OU — Hartley 29 yd field goal, 10-28
 USC — Smith 33 yd pass from Leinart (Killeen kick), 10-35
 USC — Killeen 44 yd field goal, 10-38
 USC — Smith 4 yd pass from Leinart (Killeen kick), 10-45
 USC — Killeen 42 yd field goal, 10-48
 USC — White 8 yd run (Killeen kick), 10-55
 OU — Team safety, 12-55
 OU — Wilson 9 yd pass from White (Hartley kick), 19-55

STATISTICAL LEADERS

Rushing: OU — Peterson, 25-82
 USC — White, 15-118
 Passing: OU — White, 36-24-3-244-2
 USC — Leinart, 35-18-0-332-5
 Receiving: OU — Wilson, 7-59
 USC — Smith, 7-113
 Tackles: OU — Pool, 7
 USC — Tatupu, 12

GAME SUMMARY

USC didn't need any help, but Oklahoma obliged anyway. The Trojans played a nearly flawless game, made even more so by five OU turnovers, and cruised to the BCS National Championship, 55-19.

2005 HOLIDAY BOWL		
Dec. 29 • San Diego, Calif.		
OREGON		14
OKLAHOMA		17

	OU	OU
First Downs	17	19
Rushes-Yardage	32-84	40-132
Passing Yards	243	229
Passes-Comp-Int	44-25-1	30-17-1
Plays-Yards	76-327	70-361
Fumbles-Lost	1-0	2-1
Penalties-Yards	3-15	10-70
Punts-Average	8-45.1	7-37.9
Time of Possession	31:23	28:37
Third Down Conversions	6-18	6-16
Sacks By-Yards	0-0	3-19

SCORE BY QUARTER

Oregon	7	0	0	7	—	14
Oklahoma	3	0	14	0	—	17

SCORING

OU — Hartley 34 yd field goal, 3-0
 OU — Williams, D. 5 yd run (Martinez, Paul kick), 3-7
 OU — Runnels 17 yd pass from Bomar (Hartley kick), 10-7
 OU — Jones, K. 8 yd run (Hartley kick), 17-7
 OU — Day 3 yd pass from Leaf (Martinez kick), 17-14

STATISTICAL LEADERS

Rushing: OU — Whitehead, 12-43
 OU — Peterson, 24-80
 Passing: OU — Leaf, 14-24-1-236
 OU — Bomar, 17-30-1-229
 Receiving: OU — Finley, 9-67
 OU — Kelly, 7-79
 Tackles: OU — Trucks, 14
 OU — Alexander, 9

GAME SUMMARY

Oklahoma linebacker Clint Ingram made a leaping interception of Oregon quarterback Brady Leaf's pass at the 10-yard line with 33 seconds left to preserve the Sooners' 17-14 upset of the No. 6 Oregon Ducks. Rhett Bomar threw a 17-yard touchdown pass to fullback J.D. Runnels for a 10-7 Oklahoma lead with 9:20 to play in the third quarter. Late in the third, Adrian Peterson's backup, Kejuan Jones, scored on an 8-yard run to make it 17-7. Peterson softened the Ducks with three bruising carries on the drive for 36 yards, including a 20-yard gain when he leveled safety J.D. Nelson.

**2007 FIESTA BOWL**

Jan. 1 • Glendale, Ariz. (73,719)

BOISE STATE	43
OKLAHOMA	42

	BSU	OU
First Downs	16	23
Rushes-Yardage	35-110	38-174
Passing Yards	267	233
Passes-Comp-Int	30-20-1	32-19-3
Plays-Yards	65-377	70-407
Fumbles-Lost	2-2	1-1
Penalties-Yards	8-63	6-35
Punts-Average	8-38.2	5-33.2
Time of Possession	28:21	31:39
Third Down Conversions	4-14	2-10
Sacks By-Yards	2-13	3-16

SCORE BY QUARTER

Boise State	14	7	7	7	8	—	43
Oklahoma	7	3	7	18	7	—	42

SCORING

BSU — James 49 yd pass from Zabransky (Montgomery kick), 0-7
 BSU — Johnson, 2 yd run (Montgomery kick), 0-14
 OU — Johnson 8 yd pass from Thompson (Hartley kick), 7-14
 OU — Hartley, 28 yd field goal, 10-14
 BSU — James 32 yd pass from Zabransky (Montgomery kick), 10-21
 BSU — Tadman 27 yd interception return (Montgomery kick) 10-28
 OU — Peterson 8 yd run (Hartley kick), 17-28
 OU — Hartley 28 yd field goal, 20-28
 OU — Chaney 5 yd pass from Thompson (Iglesias from Thompson), 28-28
 OU — Walker 33 yd interception return (Hartley kick) 25-28
 BSU — Rabb 35 yd pass from Zabransky (Montgomery kick), 35-35
 OU — Peterson 25 yd run (Hartley kick), 42-35
 BSU — Schoumann 5 yd pass from Parretta (Johnson run), 42-43

STATISTICAL LEADERS

Rushing: BSU — Johnson, 23-101
 OU — Peterson, 20-77
 Passing: BSU — Zabransky, 19-29-1-262-3
 OU — Thompson, 19-32-3-233-2
 Receiving: BSU — Schouman, 8-72
 OU — Iglesias, 6-120
 Tackles: BSU — Wilson, 10
 OU — Alexander, 17

GAME SUMMARY

A pair of Boise State trick plays at the end of regulation and overtime ended Oklahoma's comeback and sealed a perfect season for the Broncos.

**2008 FIESTA BOWL**

Jan. 1 • Glendale, Ariz. (70,016)

WEST VIRGINIA	48
OKLAHOMA	28

	WVU	OU
First Downs	17	25
Rushes-Yardage	39-349	43-177
Passing Yards	176	242
Passes-Comp-Int	19-10-0	33-21-1
Plays-Yards	58-525	76-419
Fumbles-Lost	0-0	1-0
Penalties-Yards	8-110	13-113
Punts-Average	4-58.5	4-47.0
Time of Possession	25:43	34:17
Third Down Conversions	4-12	4-16
Sacks By-Yards	3-22	0-0

SCORE BY QUARTER

West Virginia	6	14	14	14	—	48
Oklahoma	0	6	9	13	—	28

SCORING

WVU — McAfee 38 yd field goal, 0-3
 WVU — McAfee 42 yd field goal, 0-6
 OU — Hartley 37 yd field goal, 3-6
 WVU — Schmitt 57 yd run (McAfee kick), 3-13
 OU — Hartley 24 yd field goal, 6-13
 WVU — Reynaud 21 yd pass from White (McAfee kick), 6-20
 OU — Hartley 42 yd field goal, 9-20
 OU — Brown 1 yd run (Conversion failed), 15-20
 WVU — Devine 17 yd run (McAfee kick), 15-27
 WVU — Reynaud 30 yd run (McAfee kick), 15-34
 OU — Chaney 19 yd pass from Bradford (Conversion failed), 21-34
 WVU — Gonzales 79 pass from White (McAfee kick), 21-41
 OU — Iglesias 15 yd pass from Bradford (Hartley kick), 28-41
 WVU — Devine 65 yd run (McAfee kick), 28-48

STATISTICAL LEADERS

Rushing: WVU — White, 20-150
 OU — Patrick, 14-82
 Passing: WVU — White, 10-19-0-176-2
 OU — Bradford, 21-33-1-242-2
 Receiving: WVU — Reynaud, 5-42
 OU — Iglesias, 8-53
 Tackles: WVU — Mundy, 11
 OU — Lofton, 15

GAME SUMMARY

West Virginia quarterback Pat White rushed for 150 yards and running back Noel Devine added 108 more as the No. 9 Mountaineers upset the No. 3-ranked Oklahoma Sooners. West Virginia never trailed despite the passing of OU quarterback Sam Bradford, who hit on 21-of-33 for 242 yards and two touchdowns.

**2009 BCS CHAMPIONSHIP**

Jan. 1 • Miami, Fla. (78,468)

FLORIDA	24
OKLAHOMA	14

	UF	OU
First Downs	24	25
Rushes-Yardage	44-249	29-107
Passing Yards	231	256
Passes-Comp-Int	30-18-2	41-26-2
Plays-Yards	74-480	70-363
Fumbles-Lost	0-0	0-0
Penalties-Yards	8-81	4-31
Punts-Average	3-51.7	3-38.7
Time of Possession	34:57	25:03
Third Down Conversions	12-17	6-13
Sacks By-Yards	2-18	0-0

SCORE BY QUARTER

Florida	0	7	7	10	—	24
Oklahoma	0	7	0	7	—	14

SCORING

UF — Murphy 20 yd pass from Tebow (Phillips kick), 0-7
 OU — Gresham 6 yd pass from Bradford (Stevens kick), 7-7
 UF — Harvin 2 yd run (Phillips kick), 7-14
 OU — Gresham 11 yd pass from Bradford (Stevens kick), 14-14
 UF — Phillips 27 yd field goal, 14-17
 UF — Nelson 4 yd pass from Tebow (Phillips kick), 14-24

STATISTICAL LEADERS

Rushing: UF — Harvin, 9-122
 OU — Brown, 22-110
 Passing: UF — Tebow, 18-30-2-231-2
 OU — Bradford, 26-41-2-256-2
 Receiving: UF — Hernandez, 5-57
 OU — Gresham, 8-62
 Tackles: UF — Haden & Stamper, 10
 OU — Harris, 11

GAME SUMMARY

Playing in their third national title game in six years, the No. 1-ranked Oklahoma Sooners were upset in their opponent's backyard as the No. 2 Florida Gators prevailed, 24-14. Tied at the half, Florida outscored OU 17-7 in the second half despite the 110-yard rushing effort by Chris Brown and 256 yards passing from Heisman Trophy winner Sam Bradford. Tight end Jermaine Gresham led all players with eight catches, including two touchdowns. OU was unable to overcome two costly stops inside the 10-yard line and two interceptions that were initially touched by Oklahoma receivers.

		
2009 SUN BOWL		
Dec. 31 • El Paso, Texas (53,713)		
OKLAHOMA	31	
STANFORD	27	

	OU	SU
First Downs	28	13
Rushes-Yards	38-59	39-145
Passing Yards	418	117
Passes-Comp-Int	51-30-1	19-8-2
Plays-Yards	89-477	58-262
Fumbles-Lost	2-1	2-0
Penalties-Yards	9-85	9-77
Punts-Average	5-39.2	6-44.0
Time of Possession	31:16	28:44
Third Down Conversions	10-20	1-12
Sacks By-Yards	1-6	0-0

SCORE BY QUARTER

Oklahoma	10	7	14	0	—	31
Stanford	7	17	0	3	—	27

SCORING

OU — Broyles 30 yd pass from Jones (O'Hara kick), 7-0
 STAN — Marecic 1 yd run (Whitaker kick), 7-7
 OU — O'Hara 28 yd field goal, 10-7
 STAN — Gerhart 19 yd run (Whitaker kick), 10-14
 OU — Broyles 13 yd pass from Jones (O'Hara kick), 17-14
 STAN — Gerhart 0 yd fumble recovery (Whitaker kick), 17-21
 STAN — Whitaker 35 yd field goal, 17-24
 OU — Broyles 6 yd pass from Jones (O'Hara kick), 24-24
 OU — Murray 1 yd run (O'Hara kick), 31-24
 STAN — Whitaker 21 yd field goal, 31-27

STATISTICAL LEADERS

Rushing: OU — Brown 12-46
 STAN — Gerhart 32-135
 Passing: OU — Jones 30-51-1-418-3
 STAN — Pritchard 8-19-2-117-0
 Receiving: OU — Broyles 13-156
 STAN — Whalen 3-65
 Tackles: OU — Reynolds 12
 STAN — Skov 15

GAME SUMMARY

Landry Jones and Ryan Broyles lit up Stanford with record-setting performances as Oklahoma notched a 31-27 win in the 76th Brut Sun Bowl. Broyles set OU single game and Sun Bowl marks with 13 receptions. Those catches went for 156 yards and three touchdowns, the highest TD total ever by a Sooner in bowl play and a Sun Bowl record. Jones also set an OU bowl record with 418 passing yards, the second-highest total in the history of the Sun Bowl.

		
2011 FIESTA BOWL		
Jan. 1 • Glendale, Ariz. (67,232)		
CONNECTICUT	20	
OKLAHOMA	48	

	UC	OU
First Downs	19	27
Rushes-Yards	41-112	30-95
Passing Yards	223	429
Passes-Comp-Int	39-19-2	50-34-1
Plays-Yards	80-335	80-524
Fumbles-Lost	1-0	3-1
Penalties-Yards	3-25	1-3
Punts-Average	7-46.9	4-40.8
Time of Possession	31:49	28:11
Third Down Conversions	5-17	7-15
Sacks By-Yards	0-0	3-19

SCORE BY QUARTER

Connecticut	0	10	10	0	—	20
Oklahoma	14	6	14	14	—	48

SCORING

OU — Hanna 8 yd pass from Jones (Stevens kick), 7-0
 OU — Murray 3 yd run (Stevens kick), 14-0
 UC — Gratz 46 yd interception return (Teggart kick), 14-7
 OU — Stevens 41 yd field goal, 17-7
 OU — Stevens 24 yd field goal, 20-7
 UC — Teggart 37 yd field goal, 20-10
 OU — Kenney 59 yd pass from Jones (Stevens kick), 27-10
 OU — Fleming 55 yd interception return (Stevens kick), 34-10
 UC — Frey 95 yd kickoff return (Teggart kick), 34-17
 UC — Teggart 38 yd field goal, 34-20
 OU — Broyles 5 yd pass from Jones (Stevens kick), 41-20
 OU — Jefferson 22 yd interception return (Stevens kick), 48-20

STATISTICAL LEADERS

Rushing: UC — Todman 32-121
 OU — Murray 25-93
 Passing: UC — Frazer 19-39-2-223-0
 OU — Jones 34-49-1-429-3
 Receiving: UC — Moore 4-62
 OU — Broyles 13-170
 Tackles: UC — Lutrus 11
 OU — T. Lewis 10

GAME SUMMARY

Landry Jones and Ryan Broyles had record-setting games, Oklahoma's defense scored two touchdowns while holding UConn's offense without one, and the ninth-ranked Sooners earned a 48-20 victory over Connecticut in the Fiesta Bowl.

		
2011 INSIGHT BOWL		
Dec. 31 • Tempe, Ariz. (54,247)		
IOWA	14	
OKLAHOMA	31	

	UI	OU
First Downs	14	31
Rushes-Yardage	37-76	37-114
Passing Yards	216	161
Passes-Comp-Int	45-23-2	25-16-1
Plays-Yards	82-292	62-275
Fumbles-Lost	1-0	0-0
Penalties-Yards	6-36	6-45
Punts-Average	6-44.3	6-50.3
Time of Possession	33:14	26:46
Third Down Conversions	6-17	4-12
Sacks By-Yards	2-18	3-22

SCORE BY QUARTER

Iowa	0	0	0	14	—	14
Oklahoma	7	7	7	10	—	31

SCORING

OU — Bell 4 yd run (Hunnicuttt kick), 7-0
 OU — Bell 4 yd run (Hunnicuttt kick), 14-0
 OU — Ratterree 3 yd pass from Jones (Hunnicuttt kick), 21-0
 UI — Fiedorowicz 5 yd pass from Vandenberg (Meyer kick), 21-7
 UI — Canzeri 9 yd pass from Vandenberg (Meyer kick), 21-14
 OU — Hunnicutt 35 yd field goal, 24-14
 OU — Bell 21 yd run (Hunnicuttt kick), 31-14

STATISTICAL LEADERS

Rushing: Iowa — Canzeri, 22-58
 OU — Bell, 10-51
 Passing: Iowa — Vandenberg, 23-44-1-216
 OU — Jones, 16-25-1-161
 Receiving: Iowa — Canzeri, 6-28
 OU — Jackson, 3-45
 Tackles: Iowa — Nielsen, 8
 OU — Jefferson/Fleming, 7

GAME SUMMARY

Oklahoma won its 10th game of the year for a nation-leading 33rd 10-win season as the Sooners grounded out a 31-14 victory over Iowa. Oklahoma led 14-0 at the half behind two rushing touchdowns from backup quarterback Blake Bell. Jamell Fleming earned his second straight defensive MVP in a bowl game with an interception that led to an OU touchdown while Landry Jones moved into a tie for most experienced quarterback in OU history with his 37th career start at the position.

**2013 COTTON BOWL**

Jan. 4 • Arlington, Texas (87,025)

TEXAS A&M	41
OKLAHOMA	13

	TAMU	OU
First Downs	28	27
Rushes-Yardage	31-326	34-123
Passing Yards	307	278
Passes-Comp-Int	23-35-1	35-49-1
Plays-Yards	66-633	83-401
Fumbles-Lost	0-0	0-0
Penalties-Yards	7-60	7-47
Punts-Average	4-34.8	5-49.4
Time of Possession	23:11	36:49
Third Down Conversions	5-11	8-15
Sacks By-Yards	1-7	0-0

SCORE BY QUARTER

Texas A&M	7	7	20	7	—	41
Oklahoma	3	10	0	0	—	13

SCORING

TAMU — Manziel 23 yd run (Bertolet kick), 0-7

OU — Hunnicutt 23 yd field goal, 3-7

OU — Hunnicutt 24 yd field goal, 6-7

TAMU — Manziel 5 yd run (Bertolet kick), 6-14

OU — Brown 6 yd pass from Jones
(Hunnicut kick), 13-14

TAMU — Malena 7 yd run (Bertolet kick), 13-21

TAMU — Williams 30 yd run
(Bertolet kick failed), 13-27TAMU — Swope 33 yd pass from Manziel
(Bertolet kick), 13-34TAMU — Nwachukwu 34 yd pass from Manziel
(Bertolet kick), 13-41**STATISTICAL LEADERS**

Rushing:	TAMU — Manziel, 17-229
	OU — Clay, 10-44
Passing:	TAMU — Manziel, 22-34-1-287-2
	OU — Jones, 35-48-1-278-1
Receiving:	TAMU — Swope, 8-104
	OU — Saunders, 9-63
Tackles:	TAMU — Harris, 10
	OU — Colvin/J. Harris, 9

GAME SUMMARY

Up by a point on No. 11 Oklahoma at halftime, No. 9 Texas A&M, led by Heisman Trophy winner Johnny Manziel, pulled away in the third quarter to break the Sooners' three-game bowl win streak. OU senior quarterback Landry Jones completed 35 of 48 passes for 278 yards with a touchdown and an interception, finishing his career as a Sooner in the same place it started at Cowboys Stadium.

**2014 SUGAR BOWL**

Jan. 2 • New Orleans, La.

OKLAHOMA	45
ALABAMA	31

	OU	UA
First Downs	24	20
Rushes-Yardage	30-81	35-129
Passing Yards	348	387
Passes-Comp-Int	44-32-1	30-19-2
Plays-Yards	74-429	65-516
Fumbles-Lost	1-0	3-3
Penalties-Yards	11-95	6-45
Punts-Average	6-42.3	4-43.5
Time of Possession	30:55	29:05
Third Down Conversions	7-15	6-12
Sacks By-Yards	7-54	1-5

SCORE BY QUARTER

Oklahoma	14	17	0	14	—	45
Alabama	10	7	7	7	—	31

SCORING

ALA — Yeldon 1 yd run (Foster kick), 0-7

OU — Bester 45 yd pass from Knight
(Hunnicut kick), 7-7

ALA — Foster 27 yd field goal, 7-10

OU — Saunders 8 yd pass from Knight
(Hunnicut kick), 14-10ALA — White 67 yd pass from McCarron
(Foster kick), 14-17

OU — Hunnicutt 47 yd field goal, 17-17

OU — Saunders 43 yd pass from Knight
(Hunnicut kick), 24-17

OU — Shepard 13 yd run (Hunnicut kick), 31-17

ALA — Henry 43 yd run (Foster kick), 31-24

OU — Shepard 9 yd pass from Knight
(Hunnicut kick), 38-24ALA — Henry 61 yd pass from McCarron
(Foster kick), 38-31OU — Grissom 8 yd fumble recovery
(Hunnicut kick), 45-31**STATISTICAL LEADERS**

Rushing:	OU — Clay, 17-44
	ALA — Henry, 8-100
Passing:	OU — Knight, 32-44-1-348, 4
	ALA — McCarron, 19-30-2-387, 2
Receiving:	OU — Shepard, 7-63, 1
	ALA — Cooper, 9-121
Tackles:	OU — Striker, 7
	ALA — Jackson, 10

GAME SUMMARY

Trevor Knight threw for 348 yards and four scores, while the defense tallied seven sacks and forced four turnovers as the Sooners defeated Alabama 45-31. Knight was named MVP after setting a Sugar Bowl record with 32 completions and his four record-tying touchdown tosses. Sterling Shepard and Brennan Clay led the way with seven catches each and Lacoltan Bester paced OU with 105 receiving yards.

**2014 RUSSELL ATHLETIC BOWL**

Dec. 29 • Orlando, Fla. (40,071)

OKLAHOMA	6
CLEMSON	40

	OU	CU
First Downs	17	22
Rushes-Yardage	31-172	42-68
Passing Yards	103	319
Passes-Comp-Int	37-17-3	37-26-0
Plays-Yards	68-275	79-387
Fumbles-Lost	2-2	1-0
Penalties-Yards	8-80	4-20
Punts-Average	9-49.9	8-41.1
Time of Possession	27:36	32:24
Third Down Conversions	2-12	7-19
Sacks By-Yards	4-25	1-8

SCORE BY QUARTER

Oklahoma	0	0	0	6	—	6
Clemson	17	10	13	0	—	40

SCORING

CU — Scott 65 yd pass from Stoudt (Lakip kick), 0-7

CU — Lakip 34 yd field goal, 0-10

CU — Boulware 47 yd INT return (Lakip kick), 0-17

CU — Lakip 49 yd field goal, 0-20

CU — Williams 26 yd pass from Stoudt (Lakip kick), 0-27

CU — Stoudt 2 yd run (Lakip kick), 0-34

CU — Hopper 24 yd pass from Stoudt (Lakip kick), 0-40

OU — Ross 11 yd run (kick blocked), 6-40

STATISTICAL LEADERS

Rushing:	OU — Perine, 23-134
	CU — Gallman, 19-55
Passing:	OU — Knight, 17-37-3-103-0
	CU — Stoudt, 26-36-0-319-3
Receiving:	OU — Quick, 7-46
	CU — Williams, 9-112-1
Tackles:	OU — Striker, 12
	CU — Wiggins, 7

GAME SUMMARY

Cole Stoudt threw for three touchdowns and ran for another, and 18th-ranked Clemson defeated Oklahoma 40-6 in the Russell Athletic Bowl. Stoudt was 26 for 36 for a season-high 319 yards. He was sacked four times, but Clemson never turned the ball over. Meanwhile, the Tigers, who came in ranked No. 1 in the nation in total defense, held the Sooners' offense to just 275 yards. Oklahoma had five turnovers, including three interceptions. The Sooners' lone score came in the fourth quarter when Alex Ross ran it in from 11 yards out.

2015 ORANGE BOWL		
Dec. 31 • Miami, Fla. (67,615)		
OKLAHOMA	17	
CLEMSON	37	

	OU	CU
First Downs	24	30
Rushes-Yards	33-67	58-312
Passing Yards	311	218
Passes-Comp-Int	43-26-2	32-17-1
Plays-Yards	76-378	90-530
Fumbles-Lost	0-0	1-0
Penalties-Yards	5-65	5-40
Punts-Average	6-38.8	3-40.3
Time of Possession	24:45	35:15
Third Down Conversions	5-13	9-19
Sacks By-Yards	2-8	5-41

SCORE BY QUARTER

Oklahoma	7	10	0	0	—	17
Clemson	3	13	14	7	—	37

SCORING

OU — Perine 1 yd run (Seibert kick), 7-0
 CU — Huegel 26 yd field goal, 7-3
 CU — Watson 5 yd run (Huegel kick), 7-10
 CU — Huegel 36 yd field goal, 7-13
 OU — Seibert 22 yd field goal, 10-13
 CU — Huegel 43 yd field goal, 10-16
 OU — Andrews 11 yd pass from Mayfield (Seibert kick), 17-16
 CU — Gallman 1 yd run (Huegel kick), 17-23
 CU — Renfrow 35 yd pass from Watson (Huegel kick), 17-30
 CU — Gallman 4 yd run (Huegel kick), 17-37

STATISTICAL LEADERS

Rushing: OU — Perine, 15-58
 CU — Gallman, 26-150
 Passing: OU — Mayfield, 26-41-2-311-1
 CU — Watson, 16-31-1-187-1
 Receiving: OU — Shepard, 7-87
 CU — Scott, 5-63
 Tackles: OU — Alexander, 12
 CU — Green, 10

GAME SUMMARY

Making their first ever College Football Playoff appearance, the Sooners took a 17-16 halftime lead over undefeated and No. 1-ranked Clemson. Oklahoma got a one-yard score from Samaje Perine and an 11-yard pass from Baker Mayfield to Mark Andrews in the first half, but Clemson's defense kept OU off the scoreboard for the remainder of the contest. Mayfield set an OU Orange Bowl record with 311 passing yards, and Sterling Shepard paced the team with 87 receiving yards to tie his father's school record in the event. Dominique Alexander led the Sooners with eight tackles.

2017 SUGAR BOWL		
Jan. 2 • New Orleans, La.		
AUBURN	19	
OKLAHOMA	35	

	AU	OU
First Downs	22	28
Rushes-Yards	46-185	43-228
Passing Yards	154	296
Passes-Comp-Int	13-27-1	19-28-0
Plays-Yards	73-339	71-524
Fumbles-Lost	0-0	2-0
Penalties-Yards	6-63	10-100
Punts-Average	5-49.2	3-45.7
Time of Possession	26:42	33:18
Third Down Conversions	5-15	5-10
Sacks By-Yards	0-0	0-0

SCORE BY QUARTER

Auburn	7	6	0	6	—	19
Oklahoma	0	14	14	7	—	35

SCORING

AU — Cox 3 yd run (Carlson kick), 0-7
 OU — Andrews 13 yd pass from Mayfield (Seibert kick), 7-7
 AU — Carlson 49 yd field goal, 7-10
 OU — Mixon 3 yd run (Seibert kick), 14-10
 AU — Carlson 39 yd field goal, 14-13
 OU — Westbrook 7 yd pass from Mayfield (Seibert kick), 21-13
 OU — Mixon 4 yd run (Seibert kick), 28-13
 OU — Perine 2 yd run (Seibert kick), 35-13
 AU — Harris 1 yd pass from Johnson (no kick), 35-19

STATISTICAL LEADERS

Rushing: AU — Pettway, 24-101
 OU — Mixon, 19-91
 Passing: AU — J. Johnson, 9-5-1-93-0
 OU — Mayfield, 28-19-0-296-2
 Receiving: AU — Slayton, 1-56
 OU — Mixon, 5-89
 Tackles: AU — Roberts/Davis, 8
 OU — Kelly, 12

GAME SUMMARY

Oklahoma registered its 10th consecutive win and gave Bob Stoops his second Sugar Bowl triumph in his final game as head coach. Samaje Perine rushed for 88 yards, pushing him past Billy Sims and into first on OU's career rushing yards list (4,122), while Baker Mayfield threw for 296 yards and a pair of TDs. Joe Mixon led the Sooners with 91 rushing yards and two scores on 19 carries and logged five catches for a game-high 89 yards. Oklahoma held Auburn to 339 total yards, just 154 through the air. Freshman Caleb Kelly led OU with a career-high 12 tackles, and Jordan Thomas recorded the game's only interception midway through the fourth quarter to extinguish Auburn's hopes of a comeback. OU outscored the Tigers 21-0 in the second half until Auburn found the end zone on the game's final play.

2018 ROSE BOWL		
Jan. 1 • Pasadena, Calif.		
GEORGIA	54	
OKLAHOMA	48	

	UG	OU
First Downs	21	24
Rushes-Yards	34-317	45-242
Passing Yards	210	289
Passes-Comp-Int	20-29-0	24-36-1
Plays-Yards	63-527	81-531
Fumbles-Lost	1-1	2-0
Penalties-Yards	6-39	1-5
Punts-Average	6-48.0	7-41.1
Time of Possession	27:02	32:58
Third Down Conversions	3-11	7-18
Sacks By-Yards	5-43	2-18

SCORE BY QUARTER

Georgia	7	10	14	14	3	6	—	54
Oklahoma	14	17	0	14	3	0	—	48

SCORING

OU — Brown 13 yd pass from Mayfield (Seibert kick), 7-0
 UG — Michel 13 yd pass from Fromm (Blankenship kick), 7-7
 OU — Anderson 9 yd run (Seibert kick), 14-7
 OU — Anderson 41 yd run (Seibert kick), 21-7
 UG — Michel 75 yd run (Blankenship kick), 21-14
 OU — Seibert 38 yd field goal, 24-14
 OU — Mayfield 2 yd pass from Lamb (Seibert kick), 31-14
 UG — Blankenship 55 yd FG, 31-17
 UG — Chub 50 yd run (Blankenship kick), 31-24
 UG — Michel 38 yd run (Blankenship kick), 31-31
 UG — Wims 4 yd pass from Fromm (Blankenship kick), 31-38
 OU — Flowers 11 yd pass from Mayfield (Seibert kick), 38-38
 OU — Parker 46 yd fumble recovery (Seibert kick), 45-38
 UG — Chub 2 yd run (Blankenship kick), 45-45
 UG — Blankenship 38 yd FG, 48-45
 OU — Seibert 33 yd field goal, 48-48
 UG — Michel 27 yd run, 54-48

STATISTICAL LEADERS

Rushing: UG — Michel, 11-181
 OU — Anderson, 26-201
 Passing: UG — Fromm, 29-20-0-210-2
 OU — Mayfield, 35-23-1-287-2
 Receiving: UG — Wims, 6-73
 OU — Brown, 8-114
 Tackles: UG — R. Smith, 11
 OU — Murray, 9

GAME SUMMARY

Quarterback Baker Mayfield caught a touchdown pass to give OU a 31-14 lead with six seconds left in the first half of the CFP semifinals, but Georgia rattled off 24 straight points behind a potent ground attack. Steven Parker's scoop and score gave the Sooners a 45-38 lead before UGA forced overtime. The Bulldogs' blocked a field goal on OU's second OT possession, opening the door for their game-winning touchdown.

OU BOWL RECORDS

OU'S RECORD IN THE BOWLS

BCS Championship	0-1-0
Bluebonnet Bowl	0-1-1
Citrus Bowl	0-1-0
Cotton Bowl	1-1-0
Fiesta Bowl	2-3-0
Gator Bowl	2-1-0
Holiday Bowl	1-0-0
Independence Bowl	0-1-0
Insight/Copper Bowl	1-1-0
Orange Bowl	12-7-0
Rose Bowl	1-1-0
Russell Athletic Bowl	0-1-0
Sugar Bowl	6-2-0
Sun Bowl	3-0-0
Overall Record	29-21-1

TEAM BOWL RECORDS

Total Yards

1. 618 yards..... 1991 Gator Bowl (vs. Virginia)
2. 531 yards..... 2018 Rose Bowl (vs. Georgia)
3. 524 yards..... 2017 Sugar (vs. Auburn)
.....2011 Fiesta Bowl (vs. Connecticut)
5. 481 yards... 1999 Independence Bowl (vs. Ole Miss)

Net Rushing Yards

1. 439 yards..... 1972 Sugar Bowl (vs. Auburn)
2. 417 yards..... 1983 Fiesta Bowl (vs. Arizona State)
3. 415 yards..... 1976 Fiesta Bowl (vs. Wyoming)
4. 411 yards..... 1980 Orange Bowl (vs. Florida State)
5. 409 yards..... 1981 Sun Bowl (vs. Houston)

Net Passing Yards

1. 429 yards..... 2011 Fiesta Bowl (vs. Connecticut)
2. 418 yards..... 2009 Sun Bowl (vs. Stanford)
3. 390 yards... 1999 Independence Bowl (vs. Ole Miss)
4. 357 yards..... 1991 Gator Bowl (vs. Virginia)
5. 348 yards..... 2014 Sugar Bowl (vs. Alabama)

Fewest Total Yards Allowed

1. 50 yards..... 2002 Cotton Bowl (vs. Arkansas)
2. 159 yards..... 1950 Sugar Bowl (vs. LSU)
3. 182 yards..... 1980 Orange Bowl (vs. Florida State)
4. 189 yards..... 1951 Sugar Bowl (vs. Kentucky)
5. 196 yards..... 1973 Sugar Bowl (vs. Penn State)

Fewest Rushing Yards Allowed

1. 4 yards..... 2002 Rose Bowl (vs. Washington State)
2. 27 yards..... 2001 Orange Bowl (vs. Florida State)
3. 38 yards..... 2002 Cotton Bowl (vs. Arkansas)
- 38 yards..... 1950 Sugar Bowl (vs. LSU)
5. 40 yards..... 1972 Sugar Bowl (vs. Auburn)

Fewest Net Passing Yards Allowed

1. 13 yards..... 2002 Cotton Bowl (vs. Arkansas)
2. 33 yards..... 1976 Orange Bowl (vs. Michigan)
3. 36 yards..... 1954 Orange Bowl (vs. Maryland)
4. 46 yards..... 1956 Orange Bowl (vs. Maryland)
5. 51 yards..... 1980 Orange Bowl (vs. Florida State)
51 yards..... 1976 Fiesta Bowl (Wyoming)

Most Points Scored

1. 48 points..... 2018 Rose Bowl (vs. Georgia)
48 points..... 2011 Fiesta Bowl (vs. Connecticut)
48 points..... 1991 Gator Bowl (vs. Virginia)
48 points..... 1958 Orange Bowl (vs. Duke)
5. 45 points..... 2014 Sugar Bowl (vs. Alabama)

Fewest Points Allowed

1. 0 points..... 1973 Sugar Bowl (vs. Penn St.)
0 points..... 1954 Orange Bowl (vs. Maryland)
0 points..... 1950 Sugar Bowl (vs. LSU)
4. 2 points..... 2001 Orange Bowl (vs. Florida State)
5. 3 points..... 2002 Cotton Bowl (vs. Arkansas)

INDIVIDUAL BOWL RECORDS

Rushing Yardage

1. Marcus Dupree 1983 Fiesta Bowl239 yards
2. Rodney Anderson .. 2018 Rose Bowl201 yards
3. Fred Sims 1981 Sun Bowl181 yards
4. Leon Heath 1950 Sugar Bowl170 yards
5. Billy Sims..... 1980 Orange Bowl ..164 yards

Rushing Touchdowns

1. Blake Bell 2011 Insight Bowl3
Mike Gaddis..... 1991 Gator Bowl3
Jack Mildren 1972 Sugar Bowl3
Eddy Davis..... 1946 Gator Bowl3
5. Several tied with 2
Last: Rodney Anderson (2018 Rose Bowl)

Total Carries

1. Steve Owens..... 1968 Astro-Bluebonnet Bowl ...36
2. Quentin Griffin..... 2003 Rose Bowl30
Jack Mildren 1971 Sugar Bowl30
4. Jim Grisham 1963 Orange Bowl28
5. Rodney Anderson..... 2018 Rose Bowl26 carries

Passing Yardage

1. Landry Jones 2011 Fiesta Bowl429
2. Landry Jones 2009 Sun Bowl418
3. Josh Heupel..... 1999 Independence Bowl .390
4. Trevor Knight 2014 Sugar Bowl348
5. Cale Gundy..... 1991 Gator Bowl329

Pass Completions

1. Josh Heupel..... 1999 Independence Bowl ...39
2. Landry Jones 2013 Cotton Bowl.....35
3. Landry Jones 2011 Fiesta Bowl34
4. Trevor Knight 2014 Sugar Bowl32
5. Landry Jones 2009 Sun Bowl30

Pass Attempts

1. Josh Heupel..... 1999 Independence Bowl ...53
2. Landry Jones 2009 Sun Bowl51
3. Landry Jones 2011 Fiesta Bowl49
4. Landry Jones 2013 Cotton Bowl.....48
5. Trevor Knight 2014 Sugar Bowl44

Touchdown Passes

1. Trevor Knight 2014 Sugar Bowl4
2. Landry Jones 2011 Fiesta Bowl3
Landry Jones 2009 Sun Bowl3
Josh Heupel..... 1999 Independence Bowl3
Cale Gundy..... 1993 John Hancock Bowl3

Reception Leaders

1. Ryan Broyles..... 2011 Fiesta Bowl13
Ryan Broyles..... 2009 Sun Bowl13
3. Jarrair Jackson..... 1999 Independence Bowl ...10
4. Quentin Griffin..... 2002 Cotton Bowl.....9
Jalen Saunders..... 2013 Cotton Bowl.....9

Reception Yardage

1. Ryan Broyles..... 2011 Fiesta Bowl170
2. Ben Hart 1965 Gator Bowl165
3. Ryan Broyles..... 2009 Sun Bowl156
4. Cameron Kenney 2011 Fiesta Bowl154
5. Johnny Barr 1968 Astro-Bluebonnet Bowl..138

Touchdown Receptions

1. Ryan Broyles..... 2009 Sun Bowl.....3
2. Jalen Saunders..... 2014 Sugar Bowl.....2
Jermaine Gresham.. 2009 BCS Championship.....2
Travis Wilson..... 2005 Orange Bowl.....2
Rickey Brady..... 1993 John Hancock Bowl2
Joey Mickey..... 1991 Gator Bowl2
Johnny Barr 1968 Astro-Bluebonnet2

CAREER BOWL LEADERS

Rushing Yardage

1. Leon Heath 1948-50349
2. Quentin Griffin..... 1999-02326
Lydell Carr 1984-87326
4. Billy Sims..... 1975-79305
5. Samaje Perine 2014-16278
Greg Pruitt 1970-72278

Rushing Touchdowns

1. Blake Bell 2011-143
Kejuan Jones 2002-053
Jerald Moore 1993-943
Mike Gaddis..... 1988-913
Stanley Wilson 1979-823
Billy Sims..... 1975-793
Greg Pruitt 1970-723
Jack Mildren..... 1969-713

Total Carries

1. Quentin Griffin..... 1999-0272
2. Adrian Peterson 2004-0768
3. Leon Crosswhite 1970-7259
4. Samaje Perine 2014-1655
Billy Sims..... 1975-7955

Passing Yardage

1. Landry Jones 2009-121,286
2. Baker Mayfield..... 2015-17894
3. Josh Heupel..... 1999-00604
4. Cale Gundy..... 1990-93544
5. Sam Bradford 2008-09498

Pass Completions

1. Landry Jones 2009-12115
2. Baker Mayfield..... 2015-1768
3. Josh Heupel..... 1999-0064
4. Trevor Knight 2013-1449
5. Sam Bradford 2008-0947

Pass Attempts

1. Landry Jones	2009-12	173
2. Baker Mayfield	2015-17	104
3. Josh Heupel	1999-00	92
4. Trevor Knight	2013-14	81
5. Sam Bradford	2008-09	74

Completion Percentage (min. 10 attempts)

1. Cale Gundy	1990-93702
2. Josh Heupel	1999-00696
3. Landry Jones	2009-12665
4. Baker Mayfield	2015-17654
5. Sam Bradford	2008-09635

Touchdown Passes

1. Landry Jones	2009-12	8
2. Baker Mayfield	2015-17	5
Cale Gundy	1990-93	5
3. Trevor Knight	2013-14	4
Sam Bradford	2008-09	4
5. Josh Heupel	1999-00	3

Receptions

1. Ryan Broyles	2009-11	30
2. Quentin Griffin	1999-02	25
3. Juaquin Iglesias	2005-09	24
4. Sterling Shepard	2012-15	19
5. Kenny Stills	2010-12	18

Reception Yards

1. Ryan Broyles	2009-11	352
2. Juaquin Iglesias	2005-09	316
3. Sterling Shepard	2012-15	206
4. Quentin Chaney	2006-09	203
Corey Warren	1990-93	203

Touchdown Receptions

1. Ryan Broyles	2009-11	4
2. Mark Andrews	2015-17	2
Jalen Saunders	2012-13	2
Jermaine Gresham	2006-09	2
Quentin Chaney	2006-09	2
Travis Wilson	2002-05	2
Rickey Brady	1990-93	2
Joey Mickey	1989-92	2
Johnny Barr	1968-69	2

OPPONENT BOWL RECORDS**Most Points**

24, Fred Biletnikoff, Florida State, 1965 Gator Bowl

Most Yards Rushing

229, Johnny Manziel, Texas A&M, 2013 Cotton Bowl

Longest Run

80, Deuce McAlister, Ole Miss, 1999 Independence Bowl

Highest Rushing Average (min. 5 attempts)

16.5, Sony Michel, Georgia, 2018 Rose Bowl

Most Total Offense

516 (287 Passing, 229 Rushing), Johnny Manziel, Texas A&M, 2013 Cotton Bowl

Most Passes Completed

31, John Walsh, BYU, 1994 Copper Bowl

Most Passing Yards

454, John Walsh, BYU, 1994 Copper Bowl

Most Yards Receiving

192, Fred Biletnikoff, Florida State, 1965 Gator Bowl

Longest Pass

79, Patrick White to Tito Gonzales, West Virginia, 2008 Fiesta Bowl

Longest Interception Return

69, Howard Ehler, Florida State, 1965 Gator Bowl

Longest Punt

70, Rohn Stark, Florida State, 1980 Orange Bowl

Longest Punt Return

51, Vaughn Rivers, West Virginia, 2008 Fiesta Bowl

Most Kickoff Return Yards

137, Nick Williams, Connecticut, 2011 Fiesta Bowl

Most Points

55, Southern California, 2005 Orange Bowl

Most Rushing Yards

349, West Virginia, 2008 Fiesta Bowl

Most Passing Yards

485, BYU, 1994 Copper Bowl

Fewest Points Allowed

0, Tennessee, 1939 Orange Bowl; Alabama, 1963 Orange Bowl

Most Pass Interceptions

3, Clemson, 2014 Russell Athletic Bowl; Boise State, 2007 Fiesta Bowl; Florida State, 1980 Orange Bowl; SMU, 1968 Astro-Bluebonnet Bowl



ALL-BIG 12



SOONERS



FIRST-TEAM ALL-BIG 12

Marquise Brown • Grant Calcaterra • Cody Ford • Kyler Murray • Ben Powers • Dru Samia • Austin Seibert (PK)

SECOND-TEAM ALL-BIG 12

Tre Brown (KR) • Bobby Evans • Carson Meier • Kenneth Murray

HONORS

Lincoln Riley - Co-Big 12 Coach of the Year • Kyler Murray - Big 12 Offensive Player of the Year
Dru Samia - Tri-Big 12 Offensive Lineman of the Year • Austin Seibert - Big 12 Special Teams Player of the Year

KYLER MURRAY

2018
HEISMAN MEMORIAL
TROPHY WINNER

SEVEN SOONERS HAVE WON THE
HEISMAN TROPHY, TIED FOR THE
MOST OF ANY PROGRAM.

- 2018 KYLER MURRAY
- 2017 BAKER MAYFIELD
- 2008 SAM BRADFORD
- 2003 JASON WHITE
- 1978 BILLY SIMS
- 1969 STEVE OWENS
- 1952 BILLY VESSELS

