



OKLAHOMA FOOTBALL

7 NATIONAL CHAMPIONSHIPS ♦ 29 BOWL CHAMPIONSHIPS ♦ 47 CONFERENCE CHAMPIONSHIPS ♦ 11 BIG 12 CHAMPIONSHIPS ♦ 38 10-WIN SEASONS
162 FIRST-TEAM ALL-AMERICANS ♦ 490 FIRST-TEAM ALL-CONFERENCE SELECTIONS ♦ 6 HEISMAN TROPHY WINNERS ♦ 78 NATIONAL AWARD WINNERS

SERIES HISTORY:

Overall First meeting

TELEVISION: ESPN

Play-by-Play Chris Fowler
Analyst Kirk Herbstreit
Reporter Maria Taylor
Reporter Tom Rinaldi

RADIO: SOONER SPORTS NETWORK

FLAGSHIPS KOMA 1520 AM & KRXO 107.7 FM
ONLINE: TuneIn.com (FREE)
SIRIUS 84; XM 84

Play-by-Play Toby Rowland
Analyst Merv Johnson
Sideline Reporter Chris Plank
Sideline Analyst Ted Lehman

OU SPANISH RADIO: KTUZ 106.7 FM

Play-by-Play Enrique Vasquez
Analyst Juan Beltran

PREGAME TV: FS SOUTHWEST

"Sooner Sports Gameday" 10 a.m. CT

ONLINE: SOONERSPORTS.COM

SoonerSports.com offers the most complete and comprehensive postgame coverage of the Sooners anywhere. Visit for game recaps, video highlights, press conferences, stats, photos and more.

SOCIAL MEDIA: #SOONERS

Twitter/Instagram @OU_Football
Facebook Oklahoma Football
Snapchat OU.Football



PLAYOFF SEMIFINAL



presented by
Northwestern Mutual

BAKER'S DOZEN

An Oklahoma win over Georgia would give the Sooners just their second 13-win season (went 13-0 in 2000 national title season).

ROSE BOWL

#2/2/2 OKLAHOMA (12-1, 8-1) vs. #3/3/3 GEORGIA (12-1, 7-1)

CFP Semifinal ■ Monday, Jan. 1, 2018 ■ 4:10 p.m. CT ■ Pasadena, Calif. ■ Rose Bowl Stadium (89,105)



SOONERS

Head Coach: Lincoln Riley
Record at OU: 12-1 (1st Year)
Career Record: Same
Last Game: Won 41-17 vs. TCU



BULLDOGS

Head Coach: Kirby Smart
Record at UGA: 20-6 (2nd Year)
Career Record: Same
Last Game: Won 28-7 vs. Auburn

OPENING KICK

► Making its second College Football Playoff appearance in the last three years, No. 2/2/2 Oklahoma (12-1, 8-1 Big 12) continues pursuit of its eighth national title when it faces No. 3/3/3 Georgia (12-1, 7-1 SEC) in the Rose Bowl Game Presented by Northwestern Mutual on Monday, Dec. 1 at 4:10 p.m. CT in Pasadena, Calif. The game will be televised by ESPN with **Chris Fowler, Kirk Herbstreit, Maria Taylor** and **Tom Rinaldi** announcing.

► This marks Oklahoma's 51st bowl appearance, seventh most nationally. Thirty-six of those 51 have come in bowls that comprise the current New Year's Six (Orange [19], Sugar [8], Fiesta [5], Cotton [2], Rose [2] and Peach [0]). That does not include OU's BCS Championship Game appearance on Jan. 1, 2009.

► OU is making its 19th consecutive bowl bid, by far the longest streak in school history (the previous record was eight from the 1975 through the 1982 seasons under **Barry Switzer**). It is the third-longest active bowl streak in the nation recognized by the NCAA (Virginia Tech 25, Georgia 21).

► Oklahoma, which has won 22 of its last 23 games, owns a 29-20-1 bowl record. Of the seven programs to participate in at least 50 bowls, the Sooners' .590 winning percentage ranks third. OU's 29 bowl wins are the fourth most nationally.

► The Sooners are vying for their eighth national title. Only Alabama (9) and Notre Dame (8) have earned more all-time AP national championships than OU's seven.

► This marks the first Rose Bowl Game between teams from the Big 12 Conference and the SEC.

► OU is 66-16 (.805) all-time as the No. 2 team in the AP Poll. It has won 22 of its past 24 games (.917) when ranked in the AP's No. 2 slot.


► The Sooners are 56-32-2 (.633) in AP top-10 matchups (16-9 in bowl games), and 17-7 (.708) since the start of the 2000 season. They are 37-19 (.661) as the higher ranked team in such games.

► OU is 28-17-1 (.620) in AP top-five matchups (11-5 in bowl games). It is 16-10 (.615) as the higher ranked team in such games.

FIVE KEY STORYLINES

► The Rose Bowl Game will pit the nation's most productive offense against one of the nation's best defenses. Oklahoma leads the country in total offense (583.3 ypg), yards per play (8.4), passing efficiency rating (206.9), pass completion percentage (71.8) and percent of possessions ending in a touchdown (47.2), and leads the Big 12 in rushing offense (215.9 ypg). Georgia ranks second nationally in passing defense (170.1 ypg), fourth in scoring defense (13.2 ppg) and total defense (270.9 ypg), and 12th in rushing defense (112.6).

► Oklahoma has been playing intercollegiate varsity football since 1895,



Heisman Trophy, Maxwell Award and Dave O'Brien Award winner Baker Mayfield has accounted for 46 TDs this season (41 passing) against only five turnovers (9.2-to-1 ratio). The senior leads the nation in pass completion percentage (71.0), pass efficiency rating (203.8), yards per pass attempt (11.8), yards per completion (16.6) and passing plays of at least 20 yards (75; 5.8 per game).

OU VS. SEC IN THE 2000s

The Sooners are 7-3 in the 2000s against teams from the SEC at the time of competition:

YEAR	OPPONENT	RESULT	SCORE	BOWL
2001	Arkansas	W	10-3	Cotton
2002	Alabama	W	37-27	—
2003	at Alabama	W	20-13	—
2003	LSU	L	14-21	Sugar
2008	Florida	L	14-24	BCS Champ.
2012	Texas A&M	L	13-41	Cotton
2013	Alabama	W	45-31	Sugar
2014	Tennessee	W	34-10	—
2015	at Tennessee	W	31-24 (2OT)	—
2016	Auburn	W	35-19	Sugar

2017 RESULTS



UTEP SEPT. 2 2:30 P.M. W, 56-7	@OHIO STATE SEPT. 9 6:30 P.M. W, 31-16	TULANE SEPT. 16 5 P.M. W, 56-14	@BAYLOR SEPT. 23 5:30 P.M. W, 49-41	IOWA STATE OCT. 7 11 A.M. L, 31-38	VS. TEXAS OCT. 14 2:30 P.M. W, 29-24	@K-STATE OCT. 21 3 P.M. W, 42-35	TEXAS TECH OCT. 28 7 P.M. W, 49-27	@OKLA. STATE NOV. 4 3 P.M. W, 62-52	TCU NOV. 11 7 P.M. W, 38-20	@KANSAS NOV. 18 2:30 P.M. W, 41-3	WEST VIRGINIA NOV. 25 2:45 P.M. W, 59-31	VS. TCU DEC. 2 11:30 A.M. W, 41-17
-----------------------------------------	-------------------------------------------------	------------------------------------------	----------------------------------------------	---------------------------------------------	-----------------------------------------------	-------------------------------------------	---------------------------------------------	----------------------------------------------	--------------------------------------	--------------------------------------------	---------------------------------------------------	---------------------------------------------

OU ATHLETICS COMMUNICATIONS FOOTBALL CONTACTS



MIKE HOUCK

Assistant AD/Strategic Communications
Office: (405) 325-8227
Cell: (405) 249-5892
Email: mhouck@ou.edu



KARL ANDERSON

Assistant Director
Office: (405) 325-8571
Cell: (405) 595-7659
Email: karl.anderson@ou.edu



BRENDAN FLYNN

Assistant Director
Office: (405) 325-6449
Cell: (203) 415-5381
Email: brendan.flynn@ou.edu

OKLAHOMA QUICK FACTS

HEAD COACH LINCOLN RILEY

Alma Mater:	Texas Tech, 2006
Career Record:	12-1 (.923); 1st Year
Record at OU:	Same
Big 12 Record:	8-1 (.889)

ASSISTANT COACHES

	LOCATION
Ruffin McNeill (Asst. Head Coach/Defensive Tackles)	SL
Mike Stoops (Defensive Coordinator/OLBs)	PB
Cale Gundy (Co-Offensive Coordinator/Inside Receivers)	PB
Bill Bedenbaugh (Co-Offensive Coordinator/Off. Line)	SL
Kerry Cooks (Asst. Defensive Coord./Def. Backs)	SL
Jay Boulware (Special Teams/Running Backs)	SL
Tim Kish (Inside Linebackers)	SL
Dennis Simmons (Outside Receivers)	SL
Calvin Thibodeaux (Defensive Line)	SL

TEAM HISTORY

First Year of Football:	1895 (this is the 123rd season)
All-Time Record:	884-322-53 (.723)
All-Time Conference Record:	492-152-22 (.755)
All-Time Big 12 Record	137-46 (.749)
All-Time Big 12 Title Game Record	8-1 (.889)
All-Time Bowl Record:	29-20-1 (.590)
National Championships (AP):	7
Years:	1950, '55, '56, '74, '75, '85, 2000
Conference Championships:	47
Big 12 Championships:	11
Years:	2000, '02, '04, '06, '07, '08, '10, '12, '15, '16, '17
Undefeated Seasons:	14
10-Plus-Win Seasons:	38 (most in nation)

STADIUM INFORMATION

Name:	Gaylord Family – Oklahoma Memorial Stadium
Field Name:	Owen Field
Capacity:	83,489
Surface:	Natural Grass
First Year:	1923
Record at Stadium:	387-85-16 (.809)

UNIVERSITY INFORMATION

Location:	Norman, Okla.
Founded:	1890
Enrollment:	31,250
Colors:	Crimson and Cream
President:	David L. Boren
Athletics Director:	Joe Castiglione

and Georgia since 1902. Yet this year's Rose Bowl Game will mark the first meeting between the storied programs. OU leads the nation with 38 10-win seasons, while Georgia has produced 23 such campaigns. Georgia is tied for third with 53 all-time bowl appearances, while the Sooners rank seventh with 51 appearances.

► An Oklahoma Rose Bowl win would result in the Sooners' fifth national championship game appearance of the 2000s. Only Alabama (five) has played for more national titles this millennium than OU (four). The Sooners beat Florida State 13-2 to secure its most recent national title in the Orange Bowl in the 2000 season. They lost 21-14 in the Sugar Bowl in the 2003 season, 55-19 to USC in the Orange Bowl in the 2004 season, and 24-14 to Florida in the BCS National Championship Game in the 2008 campaign.

► A win against Georgia would make **Lincoln Riley** just the fifth head coach in FBS history (third since 1892) to win at least 13 games in his debut season. He would join Penn's George Woodruff in 1892 (15-1), Yale's Walter Camp in 1888 (13-0), Boise State's Chris Petersen in 2006 (13-0) and Houston's Tom Herman in 2015 (13-1).

► Oklahoma has played four games against SEC teams over the last five seasons and has won each of the four by at least seven points and by an average of 15.3 points. The Sooners downed No. 3 Alabama 45-31 in the Sugar Bowl to end the 2013 season, beat Tennessee 34-10 in 2014 in Norman, outlasted No. 23 Tennessee 31-24 in double overtime in 2015 in Knoxville, and handled No. 17 Auburn 35-19 in last year's Sugar Bowl.

OU'S ROSE BOWL HISTORY

► Oklahoma's lone previous Rose Bowl appearance came on Jan. 1, 2003, and resulted in a 34-14 win over No. 7 Washington State. The eighth-ranked Sooners outgained the Cougars 386 yards to 243, held them to four rushing yards and 11 first downs, and registered six sacks and three takeaways to finish the season 12-2 and ranked No. 5 in the AP poll.

► In his final career game, OU quarterback and game MVP **Nate Hybl** finished 19-of-29 through the air for 240 yards, two touchdowns and no interceptions. Hybl is the older brother of current Sooners men's golf coach **Ryan Hybl**, who directed his team to the 2017 NCAA title.

► OU running back **Quentin Griffin** rushed 30 times for 144 yards and a touchdown, and cornerback **Antonio Perkins** returned a punt 51 yards for a score.

► The Sooners led just 3-0 late in the first half before scoring a pair of TDs in the final 1:51. The first came on a 12-yard pass from Hybl to Antwone Savage, and the second on Perkins' punt return.

INDIVIDUAL RECORDS WATCH

► Quarterback **Baker Mayfield** needs 117 yards of total offense to tie the Oklahoma single-season record of 4,767 set by **Sam Bradford** in 2008 and needs 380 passing yards to tie Bradford's school single-season passing yardage record of 4,720, also in 2008.

► Mayfield is also six touchdown passes away from tying **Landry Jones'** school career record of 123.

► **Mark Andrews** needs eight receptions to tie the OU single-season mark by a tight end (66, set by **Trent Smith** in 2001 and matched by **Jermaine Gresham** in 2008).

► Only a junior, **Austin Seibert** needs two made PATs to tie the OU career record of 219 set by **Michael Hunnicutt**. Seibert needs 11 points to tie the OU single-season scoring record by a kicker, set by **Trey DiCarlo** (131 in 2003).

TEAM RECORDS WATCH

► The Sooners are 115 passing yards away from tying the single-season program record of 4,891, set in 2008. Additionally, the current average of 367.4 passing yards is 18.0 yards higher than the school record of 349.4 set in 2011.

► Oklahoma is 87 yards of total offense away from the program record of 7,670, set in 2008. Its current average of 583.3 yards per game is 26.5 yards per contest higher than school record of 556.8 set in 1971.

► With just five interceptions thrown in 397 pass attempts, OU's interception rate of .013 is the lowest in program history (the current record is .017 set in 2008).

► Oklahoma is 16 points shy of the third 600-point season in program history (716 in 2008, 601 in 2003).

FOUR SOONERS EARN FIRST-TEAM ALL-AMERICA HONORS

► Tight end **Mark Andrews**, offensive lineman **Orlando Brown** and quarterback **Baker Mayfield** became just OU's second, third and fourth unanimous All-Americans in the last 13 years by being named first-team picks by each of the five major All-America squads (AFCA, AP, FWAA, Sporting News and Walter Camp Football Foundation). That gives OU four unanimous All-Americans in the last two years (wide receiver **Dede Westbrook** was one last season) and a nation-leading 35 all-time. Prior to last year, OU's most recent unanimous All-Americans were offensive lineman **Jammal Brown** and running back **Adrian Peterson** in 2004. Senior defensive end/linebacker **Ogbonnia Okoronkwo** earned first-team Walter Camp All-America honors this year.

NATION'S BEST OFFENSE

Oklahoma leads the nation in a multitude of offensive categories this season:

CATEGORY	STAT
Total Offense	583.3
Pass Completion Percentage	71.8
Pass Efficiency Rating	206.9
Yards Per Play	8.4 ^A
Yards Per Pass Attempt	12.0*
Pct. of Possessions Ending In TD	47.2
Plays of 20-Plus Yards	108
Pass Plays of 20-Plus Yards	81
Plays of 40-Plus Yards	34
Pass Plays of 40-Plus Yards	27

OU also ranks second in these categories:

Offensive Touchdowns	77
Points Per Possession	3.5

* Most in FBS since at least 1996

^ Second most in FBS since at least 1996

YARDS-PER-PLAY LEADERS

OU leads the nation with its 8.4 yards per play this year (the single-season school record is 7.6 in 1971). It has averaged at least 6.6 yards per play in every game this year, at least 7.4 yards per play in 10 of 13 contests and at least 9.0 yards per play in five outings.

TEAM	GAMES	YDS/PLAY
Oklahoma	13	8.4
UCF	12	7.6
Louisville	12	7.6
Memphis	12	7.5
Oklahoma State	12	7.3

BIG-PLAY SOONERS

Four of OU's top-seven all-time yards-per-play figures have come this season:

OPPONENT	YEAR	YDS/PLAY
vs. West Virginia	2017	11.96
at Kansas State	1971	11.38
at Texas Tech	2016	11.24
at Colorado	1980	10.94
at Baylor	2017	10.57
at Okla. State	2017	10.33
vs. Tulane	2017	10.18

2017 TEAM STATS COMPARISON

	OU	UGA
Points/Game	44.9	34.9
Points Allowed/Game	25.0	13.2
First Downs/Game	25.9	20.2
First Downs Allowed/Game	20.4	14.6
Rushing Yards/Game	215.9	263.5
Rushing Yards Allowed/Game	144.2	112.6
Passing Yards/Game	367.4	170.1
Passing Yards Allowed/Game	240.6	158.3
Total Offense/Game	583.3	433.6
Total Defense/Game	384.8	270.9
INTs Thrown/Opp. INTs Thrown	5/8	7/10
Turnover Margin	+5	+5
Sacks By/Allowed/Game	1.8/1.6	2.0/1.2
Third Down Offense/Defense	43.1/38.7	47.3/33.2
Red Zone Offense/Defense	90.8/87.0	96.0/78.6
Kickoff Return Average	19.6	24.6
Punt Return Average	5.7	9.1
Penalties/Yards Per Game	6.2/61.8	6.4/56.2
Field Goals	15-18	16-18

2017 NCAA RANKINGS COMPARISON
(ENTERING BOWL GAMES)

	OU	UGA
Points/Game	4th	23rd
Points Allowed/Game	52nd	4th
First Downs/Game	5th	77th
First Downs Allowed/Game	68th	5th
Rushing Yards/Game	27th	11th
Rushing Yards Allowed/Game	40th	12th
Passing Yards/Game	3rd	110th
Passing Yards Allowed/Game	88th	2nd
Total Offense/Game	1st	36th
Total Defense/Game	57th	4th
Turnover Margin	29th	29th
Sacks/Game	83rd	62nd
Sacks Allowed/Game	40th	15th
Third Down Offense	39th	7th
Third Down Defense	64th	24th
Red Zone Offense	20th	4th
Red Zone Defense	94th	32nd
Kickoff Return Average	95th	16th
Punt Return Average	97th	40th

2017 BIG 12 STANDINGS

	BIG 12	OVERALL
Oklahoma	8-1	12-1
TCU	7-2	10-3
Oklahoma State	6-3	9-3
Iowa State	5-4	7-5
Kansas State	5-4	7-5
West Virginia	5-4	7-5
Texas	5-4	6-6
Texas Tech	3-6	6-6
Baylor	1-8	1-11
Kansas	0-9	1-11

BIG 12 BOWL SCHEDULE (CFP Rankings Used)

Birmingham Bowl (12/23 in Birmingham)

Texas Tech vs. South Florida, 11 a.m. CT (ESPN)

Zaxby's Heart of Dallas Bowl (12/26 in Dallas)

West Virginia vs. Utah, 12:30 p.m. CT (ESPN)

Cactus Bowl (12/26 in Phoenix)

Kansas State vs. UCLA, 9 p.m. CT (ESPN)

Academy Sports & Outdoors Texas Bowl (12/27 in Houston)

Texas vs. Missouri, 8 p.m. CT (ESPN)

Camping World Bowl (12/28 in Orlando)

#19 Okla. State vs. #22 Virginia Tech, 4:15 p.m. CT (ESPN)

Valero Alamo Bowl (12/28 in San Antonio)

#15 TCU vs. #13 Stanford, 8 p.m. CT (ESPN)

Autozone Liberty Bowl (12/30 in Memphis)

Iowa State vs. #20 Memphis, 11:30 a.m. CT (ABC)

Rose Bowl (1/1 in Pasadena)

#2 Oklahoma vs. #3 Georgia, 4:10 p.m. CT (ESPN)

MAYFIELD DOMINATES AWARDS CIRCUIT

► Senior quarterback **Baker Mayfield** swept the major awards for which he was a finalist, taking home the Maxwell Award (college player of the year) and Davey O'Brien Award (nation's best quarterback) on Dec. 7, and the Heisman Trophy on Dec. 9. Mayfield became OU's third Maxwell Award winner, fifth Davey O'Brien Award winner and sixth Heisman Trophy winner. He was also named the AP, Sporting News and Walter Camp Football Foundation Player of the Year.

► Mayfield's season has been one for the ages. The Austin, Texas, native is 262-for-369 (71.0 percent) through the air with 41 touchdowns and five interceptions (8.2-to-1 ratio). He leads the country with his 203.8 pass efficiency rating (next best among Power 5 QBs is 170.0) after last year setting the FBS single-season record with a 196.4 mark. He also ranks first nationally in pass completion percentage, yards per pass attempt (11.8), yards per completion (16.6) and pass plays of at least 20 yards (75). He has also rushed for 310 yards and five scores without losing a fumble. He has accounted for 46 TDs and five turnovers (9.2-to-1 ratio).

ANDREWS WINS OU'S FIRST MACKAY AWARD

► Oklahoma junior **Mark Andrews** claimed the school's first ever Mackey Award, given annually to the nation's top tight end.

► A unanimous All-American, Andrews leads the nation's tight ends with his 906 receiving yards and receiving yards per game (69.7), and ranks second in yards per catch (15.6), third in receptions (58) and sixth in touchdown receptions (eight).

► Andrews leads the Sooners with 58 catches, the third-highest total ever by an OU tight end and the 22nd-highest mark overall, and eight touchdown receptions.

► Andrews is Oklahoma's all-time leader in receiving yards by a tight end with 1,713. Additionally, he ranks sixth overall in OU history in career touchdown receptions (22), 10th in career 100-yard receiving games (three), 11th in career receiving yards and 17th (third among tight ends) with 108 career receptions.

NOTING OU'S EIGHT-GAME WINNING STREAK

► Since losing 38-31 to Iowa State on Oct. 7, the Sooners have won eight straight games. It's the longest win streak in the country among Power 5 teams and the third longest overall behind UCF (12) and Florida Atlantic (9). This is the third straight season Oklahoma has won at least seven consecutive games heading into its bowl contest (seven in 2015 and nine in 2016).

► OU has outscored its last nine opponents by 152 points (an average of 19.0) and has outgained them by an average of 178.4 yards. Through the air, the Sooners are outgaining foes by an average of 111.0 yards per game (356.8-245.8) and 67.4 yards (224.3-156.9) on the ground during the streak.

► Dating back to Oct. 14 (their first win of the streak), the Sooners rank first nationally in passing yards (2,854), passing yards per attempt (11.7; next most 10.3), efficiency rating (200.3; next highest is 187.7), yards from scrimmage (4,648; next most is 4,352) and yards from scrimmage per game (581.0; next most is 570.1).

► OU also ranks second during that span in completion percentage (.691), TD passes (27), TDs from scrimmage (50), points (403) and first downs (203), fifth in points per game (45.1) and 11th in rushing yards (1,794).

► Sophomore running back **Rodney Anderson** is second in the country during that stretch in yards from scrimmage (1,182; leads Power 5), touchdowns (15; leads Power 5) and points (90; leads Power 5), sixth in rushing TDs (10), ninth in rushing yards (926) and 12th in rushes (150), yards per carry (6.2) and yards from scrimmage per game (147.8).

► Sophomore receiver **Marquise Brown** leads the country during the stretch (minimum 30 receptions) in yards per catch (21.5; next closest is 19.1) and ranks fifth in receiving yards (751).

► Junior kicker **Austin Seibert** ranks second during the span in made field goals (13; tied for Power 5 lead) and is third in extra points made (44; leads Power 5) and points (83; first among kickers).

OFFENSE HAS ROLLED UNDER RILEY, MAYFIELD

► Oklahoma has a legitimate claim as the nation's most productive offense since the start of the 2015 season, which was **Lincoln Riley's** first year as OU's offensive coordinator and quarterback **Baker Mayfield's** first playing for the Sooners. Riley called plays as the program's offensive coordinator and continues to as head coach.

► The Sooners have posted a 34-5 (.872) record since Riley's and Mayfield's OU debut (25-2 in Big 12 play), with Mayfield the starter in 38 of 39 contests. That record is tied for third best nationally with Ohio State since the start of 2015. Only Clemson (40-3) and Alabama (39-3) have better records during that span.

► Since the start of the 2015 season, OU ranks first nationally in passing efficiency rating (188.6; next closest is 164.2) and next closet Power 5 is 160.9), completion percentage (69.5), points per game (44.1) and total offense (556.1), and is sixth in passing offense (331.2; fifth in Power 5) and 19th in rushing offense (224.9; ninth in Power 5).

► In 39 games since the start of the 2015 season, OU has registered at least 500 yards of total offense 28 times, including in 18 of the last 23 outings, topped the 600-yard mark on 14 occasions and gone over 700 yards four times. Similarly, OU has scored at least 30 points in 34 of 39 games during the Riley/Mayfield regime, at least 40 points 25 times, at least 50 points 15 times and at least 60 points four times.

► Four of OU's top five single-game total offense yardage figures since 2000, and six of the top nine have come over the last 30 games (1. 854 at Texas Tech in 2016; 2. 785 at Oklahoma State this season; 3. 773 vs. Tulsa in 2015; 5. 710 at Kansas in 2015; 7. 684 vs. Iowa State in 2015; 9. 676 vs. UTEP this season).

OFFENSIVE JUGGERNAUTS

Lincoln Riley joined the Oklahoma staff prior to the 2015 season, the same year **Baker Mayfield** began his OU playing career. Since the start of that campaign, the Sooners can lay legitimate claim to being the nation's most productive overall offense. Below are OU's offensive numbers and national ranks since the start of 2015, as well as a look at the nation's best records.

CATEGORY	STAT	RANK
Scoring Offense	44.1	1st
Total Offense	556.1	1st
Passing Efficiency Rating	188.6	1st
Completion Percentage	69.5	1st
Passing Offense	331.2	6th
Rushing Offense	224.8	19th

BEST RECORDS SINCE 2015

SCHOOL	RECORD
1. Clemson	40-3
2. Alabama	39-3
3. Oklahoma	34-5
Ohio State	34-5
5. Wisconsin	33-7

2017 HONORS

RODNEY ANDERSON (SO., RB)

Second-Team All-Big 12
Big 12 Offensive Player of the Week (10/30, 11/13)

MARK ANDREWS (JR., TE)

Unanimous First-Team All-American
Mackey Award Winner
Ozzie Newsome Award Winner
First-Team All-Big 12
Mackey Award Tight End of the Week (9/6, 11/1)

MARQUISE BROWN (SO., WR)

Big 12 Newcomer of the Week (9/18, 11/6)

ORLANDO BROWN (JR., OL)

Unanimous First-Team All-American
Outland Trophy Finalist
First-Team All-Big 12
Big 12 Offensive Lineman of the Year

DIMITRI FLOWERS (SR., FB)

First-Team All-Big 12

CEEDEE LAMB (FR., WR)

ESPN Freshman All-American
Big 12 Newcomer of the Week (10/30)

BAKER MAYFIELD (SR., QB)

Unanimous First-Team All-American
Heisman Trophy Winner
Maxwell Award Winner
Davey O'Brien Award Winner
Walter Camp Player of the Year
AP Player of the Year
Sporting News Player of the Year
Johnny Unitas Golden Arm Award Finalist
Burlsworth Trophy Finalist
Earl Campbell Tyler Rose Award Finalist
First-Team All-Big 12
Big 12 Offensive Player of the Year
Big 12 Off. Player of the Week (9/4, 9/11, 10/23, 11/6)
Walter Camp Offensive Player of the Week (11/5)
Davey O'Brien Quarterback of the Week (9/13, 11/8)
Manning Award QB of the Week (9/7, 11/2, 11/16, 11/29)

KENNETH MURRAY (FR., LB)

USA Today Freshman All-American
Co-Big 12 Defensive Freshman of the Year

OGBONNIA OKORONKWO (SR., LB/DE)

Walter Camp First-Team All-American
AFCA, AP, FWAA, Sporting News Second-Team All-American
Bednarik Award Semifinalist
Butkus Award Semifinalist
Loft IMPACT Trophy Semifinalist
First-Team All-Big 12
Co-Big 12 Defensive Player of the Year
Big 12 Defensive Player of the Week (10/16)

STEVEN PARKER (SR., DB)

Second-Team All-Big 12

BEN POWERS (JR., OL)

Second-Team All-Big 12

DRU SAMIA (JR., OL)

Second-Team All-Big 12

AUSTIN SEIBERT (JR., K/P)

Second-Team All-Big 12 (Kicker)
Big 12 Special Teams Player of the Week (11/6, 11/27)

TREY SERMON (FR., RB)

Big 12 Newcomer of the Week (9/25)

D.J. WARD (SR., DE)

Second-Team All-Big 12

ERICK WREN (SR., OL)

First-Team All-Big 12

BILL BEDENBAUGH (CO-OFFENSIVE COORDINATOR)

Broyles Award Finalist

MORE MAYFIELD

► **Baker Mayfield** is the only player in FBS history to register at least 13,500 passing yards (14,320) and at least 1,000 rushing yards (1,082).

► In 28 games against Big 12 opponents as a Sooner, Mayfield (who went 25-2 as a starter in those games) completed 548-of-776 passes (70.6 percent) for 8,497 yards (303.5 per game) and 87 touchdowns against just 14 interceptions (6.2-to-1 ratio) for a pass efficiency rating of 196.0. He averaged 15.5 yards per completion and 10.9 yards per attempt in those outings, and rushed for 14 scores in those outings.

► Mayfield has thrown a TD pass in a Big 12-record 39 consecutive games (every contest of his OU career; former mark was 36 by Texas Tech's Graham Harrell from 2006-08). Only two players have longer streaks in FBS history (see charts to the right). Mayfield also holds the Big 12 record with 26 consecutive games of at least two TD passes (81 TDs to 13 interceptions during the stretch). That is believed to be tied for the longest streak in FBS history (Boise State's Kellen Moore had a streak of 26 games in 2010 and 2011).

► Including his 2013 campaign at Texas Tech, Mayfield is averaging 9.79 yards per pass attempt for his career. Only two FBS players who have finished their career boast a higher average (9.90 by Boise State's Ryan Dinwiddie from 2000-03; 9.82 by BYU's Ty Detmer from 1988-91). At OU, Mayfield is averaging 10.70 yards per attempt.

► Mayfield ranks sixth in FBS history with 129 career TD passes (12 at Texas Tech, 117 at Oklahoma). He needs two TD passes to tie Hawaii's Colt Brennan (2005-07) and Marshall's Rakeem Cato (2011-14) for fourth, and five to tie Harrell (2005-08) for third. The record is 155 by Houston's Case Keenum (2007-11).

► Mayfield owns a 176.0 career passing efficiency rating, which would set an FBS record (OU's **Sam Bradford** posted a rating of 175.6 from 2007-09). Mayfield's efficiency rating as a Sooner is an astounding 190.7.

► Mayfield has posted a passer rating of at least 160.0 in each of the last 23 games. Since 1996, the next longest streak nationally is 10 games (by four players).

► By winning the Heisman Trophy this year, he became the fifth player and first since Georgia's Herschel Walker (1980-82) to finish in the top four of voting three times. The other three to do it were Glenn Davis (Army; 1944-46), Doc Blanchard (also Army; 1944-46) and Doak Walker (SMU; 1947-49). Mayfield finished fourth in 2015 and third last year.

► Mayfield threw 21 TD passes between interceptions (from the third-to-last game last year and this year's sixth game (vs. Texas on Oct. 14). His school-record streak of attempts without an interception reached 200.

OFFENSE EVEN BETTER AFTER LOSS OF KEY WEAPONS

► Despite losing three highly accomplished offensive skill players to the NFL Draft in the spring, OU leads the nation in yards per game (583.3) and yards per play (8.4) this year. The departed trio of Biletnikoff Award winner **Dede Westbrook** (1,524 receiving yards, 18 total TDs last year), **Samaje Perine** (OU's all-time rushing leader; 1,060 rushing yards, 12 rushing TDs last year) and **Joe Mixon** (single-season OU record of 2,331 all-purpose yards, 16 TDs last year) accounted for 5,447 all-purpose yards and 47 touchdowns last season.

► Last year the Sooners averaged 7.5 yards per play, the second-highest figure in school history (the 1971 team averaged 7.6), but this year's squad is averaging 0.9 yards more per play. OU's 583.3 yards per game this year are 28.5 more per contest than last season (554.8).

► OU has registered more than 500 yards in 10 of its 13 games this year (490 at Ohio State, 469 at Kansas and 461 vs. TCU in Big 12 Championship Game in the others), and has racked up more than 600 yards in seven contests. OU surpassed the 600-yard mark in four games all of last season.

► Four of the Sooners' top seven all-time single-game yards-per-play figures have come this season (1st – 12.0 vs. West Virginia; 5th – 10.6 at Baylor; 6th – 10.3 at Oklahoma State; and 7th – 10.2 vs. Tulane).

► Sixteen Sooners have scored at least one offensive touchdown this year, four more players than all of last season. Thirteen Sooners have made at least one TD catch this year, also four more than in 2016.

IMPACT FRESHMEN

► Three of Oklahoma's top playmakers on either side of the ball are true freshmen. Running back **Trey Sermon** ranks second on the team with his 710 rushing yards (54.6 per game) and tied for fourth with his seven total touchdowns (five rushing, two receiving). Sermon is averaging 6.0 yards per carry and has caught 16 passes for 139 yards (8.7 average). In a three-game

MAYFIELD HAVING BEST YEAR YET

Baker Mayfield ranks in the top four nationally in several categories.

CATEGORY	STAT	RANK
Completion Percentage	71.0	1st
Passing Efficiency Rating	203.8*	1st
Passing Yards/Attempt	11.8	1st
Passing Yards/Completion	16.6	1st
Pass Plays of 20+ Yards	75	1st
Passing TDs	41	2nd
Passing Yards/Game	333.8	4th
Total Offense	357.7	4th
Points Responsible For/Game	21.4	4th

* Would be FBS single-season record

MOST CONSECUTIVE GAMES WITH AT LEAST ONE TD PASS (BIG 12 HISTORY)

NAME	NO.
1. Baker Mayfield, OU (2015-17)	39
2. Graham Harrell, Texas Tech (2006-08)	36
3. Colt McCoy, Texas (2007-09)	29
4. Patrick Mahomes, Texas Tech (2014-16)	28
5. Bryce Petty, Baylor (2013-15)	25

MOST CONSECUTIVE GAMES WITH AT LEAST ONE TD PASS (FBS HISTORY)

NAME	NO.
1. Rakeem Cato, Marshall (2011-14)	46
2. Marcus Mariota, Oregon (2012-15)	41
3. Baker Mayfield, OU (2015-17)	39
4. Russell Wilson, NC State/Wisconsin (2009-12)	38
5. Graham Harrell, Texas Tech (2006-08)	36

MOST CONSECUTIVE GAMES WITH AT LEAST TWO TD PASSES (FBS SINCE 1996)

NAME	NO.
1. Baker Mayfield, OU (2016-17)	26
Kellen Moore, Boise State (2010-11)	26
3. Colt Brennan, Hawaii (2005-07)	22
4. Sam Bradford, OU (2007-08)	17
5. Andrew Luck, Stanford (2010-11)	16

CAREER TD PASS LEADERS (FBS HISTORY)

NAME	G	TD
1. Case Keenum, Houston (2007-11)	57	155
2. Kellen Moore, Boise State (2008-11)	53	142
3. Graham Harrell, Texas Tech (2005-08)	45	134
4. Colt Brennan, Hawaii (2005-07)	38	131
Rakeem Cato, Marshall (2011-14)	53	131
6. Baker Mayfield, TTU/OU (2013-17)	47	129
7. Landry Jones, OU (2009-12)	52	123
8. Ty Detmer, BYU (1988-91)	46	121
Aaron Murray, Georgia (2010-13)	52	121
10. Luke Falk, Wash. State (2014-17)	42	119

MAYFIELD ON OU'S CAREER CHARTS

PASSING EFFICIENCY (MIN. 200 ATTEMPTS)

Name	Rating	Years
1. Baker Mayfield	190.69	2015-
2. Sam Bradford	175.62	2007-09
3. Jason White	152.70	1999-04
4. Jamelle Holieway	141.53	1985-88
5. Landry Jones	141.46	2009-12
6. Paul Thompson	137.84	2002-06
7. Steve Davis	135.96	1973-75
8. Josh Heupel	135.92	1999-00
9. Cale Gundy	134.85	1990-93
10. Jack Mildren	128.19	1969-71

COMPLETION PERCENTAGE (MIN. 200 ATTEMPTS)

Name	Pct.	Years
1. Baker Mayfield	.700	2015-
2. Sam Bradford	.676	2007-09
3. Josh Heupel	.638	1999-00
4. Landry Jones	.636	2009-12
5. Jason White	.633	1999-04
6. Paul Thompson	.602	2002-06
7. Blake Bell	.593	2011-14
8. Nate Hybl	.587	2000-02
9. Trevor Knight	.571	2013-15
10. Cale Gundy	.569	1990-93

TOTAL OFFENSE

Name	Pos.	Yards	Years
1. Landry Jones	QB	16,271	2009-12
2. Baker Mayfield	QB	12,589	2015-
3. Sam Bradford	QB	8,439	2007-09
4. Jason White	QB	7,877	1999-04
5. Josh Heupel	QB	7,522	1999-00
6. Cale Gundy	QB	6,909	1990-93
7. Jamelle Holieway	QB	5,143	1985-88
8. Jack Mildren	QB	5,117	1969-71
9. Nate Hybl	QB	5,074	2000-02
10. Bobby Warmack	QB	4,723	1966-68

PASSING YARDS

Name	Yards	Years
1. Landry Jones	16,646	2009-12
2. Baker Mayfield	12,005	2015-
3. Sam Bradford	8,403	2007-09
4. Jason White	7,922	1999-04
5. Josh Heupel	7,456	1999-00
6. Cale Gundy	6,686	1990-93
7. Nate Hybl	5,091	2000-02
8. Bobby Warmack	3,744	1966-68
9. Trevor Knight	3,424	2013-15
10. Paul Thompson	3,095	2002-06

PASSING TOUCHDOWNS

Name	TDs	Years
1. Landry Jones	123	2009-12
2. Baker Mayfield	117	2015-
3. Sam Bradford	88	2007-09
4. Jason White	81	1999-04
5. Josh Heupel	53	1999-00
6. Nate Hybl	40	2000-02
Cale Gundy	40	1990-93
8. Paul Thompson	26	2002-06
9. Trevor Knight	25	2013-15
10. Jack Mildren	24	1969-71

span against Baylor, Iowa State and Texas to start Big 12 play, he averaged 111.3 rushing yards and 6.7 yards per carry.

► Wide receiver **CeeDee Lamb**, who last year as a high school senior registered 2,032 receiving yards and 33 touchdowns, has tied the school freshman record with his seven receiving touchdowns en route to being named a freshman All-American by ESPN. He ranks third on the team with 40 catches and 57.0 receiving yards per game (741 total). He also ranks third nationally among freshmen with his 18.5 yards per catch and needs 45 receiving yards to tie **Kenny Stills'** OU freshman record of 786 set in 2010.

► **Kenneth Murray** has started every game at middle linebacker and ranks third on the team with 69 tackles (5.3 per contest). The USA Today Freshman All-American is OU's first true frosh in 42 years to start a season opener at inside linebacker (**Daryl Hunt** was the last to do it in 1975).

► Also seeing more playing time the last few games are true freshman defensive backs **Tre Norwood**, **Tre Brown** and **Robert Barnes**. The trio started the TCU game Nov. 11, and Norwood has earned another three starts since. A cornerback, Norwood is second on the team with seven pass breakups despite not seeing consistent action until Nov. 4.

GETTING DEFENSIVE

► Oklahoma ranks in the top four in the Big 12 in a bevy of defensive categories: third in passing defense (240.6 ypg) and fourth in first downs allowed (20.4 per game), total defense (384.8 ypg), scoring defense (25.0 ppg), opponent passer rating (134.7) and sacks (24).

► Since Nov. 11 (the last four games), Oklahoma leads the Big 12 in yards allowed (320.8 per game), passing yards allowed (190.8 per game; no other team is allowing less than 226 passing yards per game in that span), passing touchdowns allowed (3), scoring defense (17.8 ppg; no other team is below 22.0 ppg) and opponent passer rating (116.7).

► The Sooners held Ohio State to 16 points (25.5 below its season average) and 350 yards of total offense (173 yards below its average) in a convincing win Sept. 9 in Columbus. The Buckeyes rank fifth nationally with their 42.5 points per game and sixth with their 523.6 yards per contest.

► Senior defensive end/linebacker **Ogbonnia Okoronkwo** ranks third in the Big 12 and is tied for 25th nationally with 8.0 sacks (0.6 per game), ranks second in the Big 12 and tied for 17th nationally with three forced fumbles, and ranks third in the league and 12th nationally with 17.5 tackles for loss (1.4 per game). He has 21.0 career sacks to rank second at OU among linebackers and tie for seventh with **Jonathan Jackson** among all players.

► Okoronkwo has recorded at least half a sack in eight of 13 games and at least one full sack in seven contests. He has at least 1.0 tackle for loss in 11 outings and at least 2.0 TFLs in five games.

► Sophomore defensive lineman **Kenneth Mann** ranks eighth in the Big 12 with his 5.0 sacks while senior defensive end **D.J. Ward** is tied for 11th with 4.5 sacks. **Parnell Motley** is tied for ninth in the league with two interceptions (returned one 77 yards for a touchdown against Tulane).

NO PASSING FANCY

► Oklahoma has held 18 of its last 23 opponents to under a 60 percent pass completion rate. Over the last 18 games, OU opponents have combined to complete just 55.8 percent of their passes (320-for-573), ranking the Sooners second in the Big 12 and 37th nationally out of 129 teams. Seven of those 18 have been held to a mark at or below 50 percent.

► By comparison, OU has completed at least 60 percent of its passes in each of its last 23 games, and at least 70 percent in 11 of those.

SENSATIONAL SEIBERT

► Junior **Austin Seibert** has masterfully handled OU's placekicking, punting and kickoff duties this season. He is 15-for-18 on field goals and his 83.3 percent conversion rate ranks second in the Big 12. He had a career-long streak of 12 makes come to an end in the Big 12 Championship Game. Since Oct. 7, his 90 points are the most nationally by a kicker.

► Seibert leads the nation with his 75 extra-point makes, giving him the OU record for extra-point makes without a miss to start a season.

► Seibert ranks fifth nationally by registering touchbacks on 76.7 percent of his kickoffs (79 of 103). He ranks fourth in the Big 12 by averaging 42.6 yards per punt. Ten of his 36 punts (28 percent) have gone for at least 50 yards.

► Seibert ranks second in OU history with his 217 career extra points, third with his 349 career points and tied for fifth with his 44 career field goals.

RECAPPING THE BIG 12 CHAMPIONSHIP GAME WIN OVER TCU (STATS ON PAGE 42)

► The Sooners secured their third straight conference title and 11th in the last 18 years with their 41-17 Big 12 Championship Game win over 11th-ranked TCU on Dec. 2 in Arlington, Texas. OU's 41 points were the most against TCU this season, and the Horned Frogs' 17 points were their second fewest of the year.

► **Baker Mayfield**, the game's most outstanding player, tied a Big 12 Championship Game record with four TD passes,

BIG 12 CHAMPIONSHIPS WON

SCHOOL	TOTAL	YEARS
Oklahoma	11	('00, '02, '04, '06-08, '10, '12, '15-17)
Texas	3	('96, '05, '09)
Baylor	2	('13-14)
Kansas State	2	('03, '12)
Nebraska	2	('97, '99)
Colorado	1	('01)
Oklahoma State	1	('11)
TCU	1	('14)
Texas A&M	1	('98)

NCAA'S CAREER LEADERS IN TOTAL OFFENSE

Playing in 47 career games (eight at Texas Tech), OU's **Baker Mayfield** ranks sixth in FBS history (third in Big 12 annals) in total offense with 15,402 yards.

PLAYER	YEARS	GAMES	YARDS
Case Keenum, Houston	2007-11	57	20,114
Timmy Chang, Hawaii	2000-04	53	16,910
Landry Jones, Oklahoma	2009-12	53	16,271
Den LeFevour, Central Michigan	2006-09	53	15,853
Graham Harrell, Texas Tech	2005-08	45	15,611
Baker Mayfield, TTU/OU	2013,15-17	47	15,402
Rakeem Cato, Marshall	2011-14	53	14,918
Colt McCoy, Texas	2006-09	53	14,824
Colt Brennan, Hawaii	2005-07	38	14,740
Ty Detmer, BYU	1988-91	48	14,665

2017 ACADEMIC ALL-BIG 12

FIRST TEAM

Dimitri Flowers, Sr., FB
 Connor McGinnis, So., QB
 Bryan Mead, R-Fr., LB
 Ben Powers, Jr., OL
 Dru Samia, Jr., OL
 Chanse Sylvie, So., DB
 Jaxon Uhles, Sr., FB

SECOND TEAM

Rodney Anderson, So., RB
 Mark Andrews, Jr., TE
 Amani Bledsoe, So., DL
 Bobby Evans, So., OL
 Cody Ford, So., OL
 Wesley Horky, Sr., LS
 Mykel Jones, So., WR
 Jeffery Mead, Sr., WR
 Carson Meier, Jr., FB
 Kyler Murray, So., QB
 Austin Seibert, Jr., K/P

SOONERS WHO HAVE GRADUATED

JEFF BADET (SR., WR)

Agricultural Economics (from Kentucky)

ALEX DALTON (JR., OL)

General Management

DIMITRI FLOWERS (SR., FB)

Sports Management

WILL JOHNSON (SR., DB)

Communication

ASHTON JULIOUS (SR., OL)

Arts and Sciences Planned Program

BAKER MAYFIELD (SR., QB)

Arts and Sciences Planned Program

JEFFERY MEAD (SR., WR)

Finance

CARSON MEIER (SR., FB)

Finance

OGBONNIA OKORONKWO (SR., DE/LB)

African and African American Studies

MATT ROMAR (SR., DT)

Arts and Sciences Planned Program

JORDAN SMALLWOOD (SR., WR)

Arts and Sciences Planned Program

JAXON UHLES (SR., FB)

Human Relations

D.J. WARD (SR., DE)

Arts and Sciences Planned Program

ERICK WREN (SR., OL)

Arts and Sciences Planned Program

finishing 15-for-23 for 243 yards and no interceptions. Mayfield also registered 65 rushing yards and became the only Sooner since at least 1996 to record at least one rush of 50-plus yards and at least one pass of 50-plus in a game (had a career-long 54-yard run and passes of 55 and 52).

► Two of Mayfield's TD throws went to eventual Mackey Award winner **Mark Andrews**. Andrews caught a team-high seven passes for 58 yards. Mayfield also connected with **Mykel Jones** on a 55-yard score (the first of Jones' career) and with **Marquise Brown** on a 52-yard TD (Brown's sixth of the year).

► OU's defense also produced a score as **Kenneth Murray** forced a fumble on TCU's first play from scrimmage that **Caleb Kelly** returned 18 yards for a TD to give the Sooners a 10-0 lead. **Will Johnson**, who registered a team-high-tying eight tackles, also picked off TCU quarterback Kenny Hill in the third quarter to set up an OU field goal that made the score 41-17. The Sooners held the Horned Frogs to 317 yards (TCU's third fewest of the year) and to just 5.2 yards per play.

SOONERS HAVE DOMINATED BIG 12 ERA

► OU's performance in the Big 12 Conference this millennium has been nothing short of dominant. The Sooners have won 11 Big 12 titles in the last 18 seasons, with no other program during that span winning more than two.

► Since the first year of the Big 12 in 1996, OU has claimed 11 league titles and is followed by Texas (three), Baylor, Kansas State and Nebraska (two each), and Colorado, Oklahoma State, TCU and Texas A&M (one each).

► OU is 124-27 (.821) in Big 12 play since the start of the 2000 season. That's 21 more wins than the team with the next most victories during that period (Texas; 103-48) and 38 more than the team with the third most (Oklahoma State; 86-65).

COLLEGE FOOTBALL'S BEST

► During the modern era of college football (since the end of World War II), the Sooners are the nation's No. 1 team with more wins (644) than any other program. Only Boise State owns a better winning percentage (.770; played 460 fewer games) during that span than OU (.763).

► OU is the highest-scoring program in college football history with 35,071 points (in 1,259 games).

► No program has more all-time 10-win seasons than Oklahoma, which has 38. In addition, OU's 24 seasons with at least 11 wins are the most in college football history. The Sooners also lead the nation with 15 double-digit-win seasons since 2000.

► Since former head coach **Bob Stoops** arrived in Norman in 1999, OU leads all Power 5 conference programs in wins (202) and points scored (9,499).

► Only Ohio State (105) has been ranked No. 1 in the AP Poll more weeks than Oklahoma (102). OU's 404 weeks in the AP's top five are most of any school (Alabama next with 379 and Ohio State third with 360). The AP Poll was introduced in 1936.

► Only Ohio State (604) has more all-time top-10 AP poll appearances than OU (571).

► Only Alabama (9) and Notre Dame (8) have earned more all-time AP national championships than Oklahoma (7).

EXTRA POINTS

► **Lincoln Riley** is looking to become just the third person to win a national championship in his first year as a collegiate head coach. The only two to do it were Michigan's Bennie Oosterbaan in 1948 (9-0) and Miami's Larry Coker in 2001 (12-0).

► The Rose Bowl Game will mark the 20th AP top-3 matchup in Oklahoma history and the first since the 2008 BCS Championship Game against Florida. The Sooners are 9-9-1 in the previous such meetings and have lost the last three, all of which were for the national title.

► An OU win over Georgia would give the Sooners just their second 13-win season (went 13-0 in 2000 national title season).

► OU is the only program that has won three consecutive Big 12 titles, and it has done it twice (2006-08 and 2015-17).

► Oklahoma has scored at least 30 points in 22 of its last 23 games (its school-record streak of 15 games was halted Oct. 14 in a 29-24 win over Texas). It has also won 22 of those 23.

► The Sooners have committed just 12 turnovers on the year (five interceptions and seven fumbles lost). That's currently the second lowest total in program history (11 in 2008).

► Oklahoma has scored a touchdown in the final 13 seconds of the first half in three of the last four games.

► The Sooners have won 25 of their last 26 games against Big 12 Conference opponents. Fifteen of those 25 victories have been by at least 15 points (seven by at least 35 points).

► OU's starting offensive line has logged a combined 141 career starts. Left tackle **Orlando Brown** has made 39 starts, left guard **Ben Powers** 21, center **Erick Wren** 23, right guard **Dru Samia** 33 and right tackle **Bobby Evans** 25.

► Only four players in the FBS this year have scored at least four rushing touchdowns and at least four receiving touchdowns, and two of the them are Sooners: **Rodney Anderson** (11 rushing, 5 receiving) and **Dimitri Flowers** (4 rushing, 4 receiving). The other players are NC State's Jaylen Samuels (11 and 4) and Washington State's Jamal Morrow (4 and 5).

► Flowers has scored eight touchdowns on his 36 touches this season (one every 4.5).

► Of all active FBS players with at least 21 career TD receptions, **Mark Andrews** owns the best TD-to-catch ratio at 20.4 percent (22 TDs on 108 catches). The next closest players are Marshall's Ryan Yurachek (18.4%; 25-136), Oklahoma State's James Washington (17.2%; 38-221), SMU's Courtland Sutton (16.4%; 31-189) and Memphis' Anthony Miller (15.4%; 36-234).

► In six games this year, backup quarterback **Kyler Murray** is 18-for-21 passing (.857) for 359 yards and three TDs without an interception for a pass efficiency rating of 276.5. He has also rushed 13 times for 142 yards (10.9 average).

► Murray was rated in August by MaxPreps as the best high school signal-caller of the last decade. A redshirt sophomore who transferred from Texas A&M following the 2015 season, he was a consensus five-star recruit at Allen (Texas) High School and earned national-player-of-the-year honors from Gatorade, MaxPreps, Parade and USA Today following his senior year in 2014. Murray rolled up 14,500 rushing and receiving yards, as well as 186 touchdowns in his three seasons.

► Redshirt sophomore receiver **Lee Morris** has recorded his lone two career catches this season, and both have resulted in touchdowns (a 43-yarder vs. UTEP and an 18-yarder at Ohio State). Morris is a walk-on.

► OU is 4-2 all-time in overtime games. The last one was a 31-24 double-overtime win at No. 23 Tennessee in 2015.



LINCOLN RILEY

FIRST SEASON AS HEAD COACH • YOUNGEST HEAD COACH IN FOOTBALL BOWL SUBDIVISION
MOST WINS OF ANY FIRST-YEAR HEAD COACH IN OKLAHOMA HISTORY (12)
WINNER OF 2015 BROYLES AWARD AS NATION'S TOP ASSISTANT COACH

A new era of Oklahoma football is underway. After presiding over two of the most prolific offensive seasons in program history and helping Oklahoma to Big 12 championships in 2015 and '16, 34-year-old Lincoln Riley took over the OU head coaching reins on June 7, 2017, following the retirement of one of the most accomplished coaches of the last quarter century in Bob Stoops.

OU's 22nd head coach, Riley, who served as the program's offensive coordinator and quarterbacks coach the last two years, is the Football Bowl Subdivision's youngest head coach. He has directed the Sooners to a 12-1 record this season and a third straight Big 12 title. He is just the fifth coach in FBS history with no previous head-coaching experience at a four-year college to win at least 12 games in his debut season.

Originally from the 5,000-person West Texas town of Muleshoe, Riley, who continues to call Oklahoma's offensive plays as head coach, has made his name as perhaps the best up-and-coming star in college football by overseeing a balanced — and explosive — OU offense the last three seasons.

Since the start of the 2015 campaign, OU ranks first nationally in passing efficiency rating (188.6; next closest is 164.2), completion percentage (69.5), points per game (44.1) and total offense (556.1), and ranks sixth in passing offense (331.2; fifth in Power 5) and 19th in rushing offense (224.9; ninth in Power 5). With that kind of offensive production, it's no surprise the Sooners have posted a 34-5 (.872) record since Riley arrived in Norman (25-2 in Big 12 play), a mark that is tied for third best nationally with Ohio State since the start of 2015. Only Clemson (40-3) and Alabama (39-3) have better records during that span.

Individual player honors and accomplishments have been abundant under Riley's tutelage. Quarterback Baker Mayfield became OU's sixth Heisman Trophy winner this season after finishing third in 2016 voting and fourth in 2015. All-America wide receiver Dede Westbrook finished fourth in Heisman voting in 2016 and became OU's first winner of the Biletnikoff Award, while tight end Mark Andrews claimed the school's first Mackey Award this season. Four Sooners have earned first-team All-America honors this year: Mayfield, Andrews, left tackle Orlando Brown and defensive end/linebacker Ogbornia Okoronkwo. Running back Joe Mixon finished second nationally and set the OU single-season record with 2,331 all-purpose yards in 2016, while backfield mate Samaje Perine set the school career rushing record with 4,122 yards in only three seasons.

Oklahoma's newest head man joined the Sooners in January 2015 after he caught the eye of Stoops during a highly successful five-year stint as offensive coordinator and quarterbacks coach under Ruffin McNeill at East Carolina from 2010-14. With OU looking for a new play caller and wanting to get back to the up-tempo attack it helped make mainstream, Riley's numbers at ECU made him the perfect hire.

At East Carolina, Riley installed and directed a spread offensive scheme that made an immediate impact as the Pirates set more than 50 team or individual school offensive records in his five seasons with the program. His squads recorded the top five passing seasons in school history and the top four marks for total offense in a season.

He spent his final season with the Pirates serving in the role of assistant head coach/offensive coordinator/quarterbacks coach in 2014 as the team ranked third in the nation in passing offense

(371.9 ypg) and was fifth in total offense (533.0 ypg). With Riley calling the shots, the Pirates set a single-season school record with 6,929 yards of total offense.

Riley's East Carolina offensive units routinely earned national top-10 rankings in major statistical categories such as passing offense (third in 2014, eighth in 2010), scoring offense (fifth in 2014, eighth in 2013), third-down conversion percentage (seventh in 2013) and red zone scoring efficiency (third in 2012, fifth in 2010).

Among his notable pupils, Riley helped transform a pair of East Carolina wide receivers into the most productive pass catchers in FBS history. He guided walk-on Justin Hardy to 387 career catches, breaking the NCAA record previously held by OU's Ryan Broyles (349). Hardy's 4,541 career receiving yards rank third all-time in FBS annals as he flourished in Riley's offense, registering three 1,000-yard seasons at ECU that culminated with a 121-catch, 1,494-yard year as a senior in 2014. Riley also coached recent second-round NFL draft selection Zay Jones for the first two years of his career. Jones went on to break Hardy's record and is the NCAA's leader in career receptions (399) and receptions in a season (158 in 2016).

Already overseeing Mayfield's record-setting career, Riley also developed dynamic quarterbacks Dominique Davis and Shane Carden at ECU. Conference USA's 2010 Newcomer of the Year, Davis set ECU career marks for completions and TD passes despite playing just two seasons. Davis ranked second among FBS signal callers with 393 completions and 46 total touchdowns in 2010. He set an NCAA record with a stretch of 36 straight completions in 2011.

Carden took over the job in 2012 and went on to break the majority of Davis' records, becoming the first 4,000-yard passer in program history and setting single-season standards for completion percentage (70.5 in 2013) and passing yards (4,736 in 2014). Carden earned Conference USA MVP honors in 2013 and was the American Conference's Offensive Player of the Year in 2014. He led all FBS passers with 392 completions in 2014.

Prior to East Carolina, Riley spent seven seasons on the staff at Texas Tech, where he was part of seven bowl teams and five bowl wins. During that span, Red Raiders quarterbacks won NCAA passing titles in 2003, 2004, 2005 and 2007. A walk-on quarterback at Tech during the spring and summer of 2003 who then became a student coach, Riley immersed himself in head coach Mike Leach's offense and worked his way into a full-time position as wide receivers coach in 2007. He served as inside receivers coach in 2008 and '09, and eventually called plays as interim offensive coordinator in the 2010 Alamo Bowl, where the Red Raiders racked up 579 yards in a 41-31 victory over Michigan State to cap the 2009 season.

Under Riley's guidance in 2007, wide receiver Michael Crabtree won the Biletnikoff Award after smashing Big 12 records and NCAA freshman standards with 134 receptions for 1,962 yards. Crabtree also accumulated 22 touchdown catches his first season. In fact, wide receiver Danny Amendola joined Crabtree that year as Texas Tech receivers who each amassed 100-catch, 1,000-yard efforts.

A 2006 Texas Tech graduate who earned a Bachelor of Science degree in exercise and sport sciences, Riley and his wife, Caitlin, have two daughters, Sloan and Stella.

THE RILEY FILE

Hometown Muleshoe, Texas
 High School Muleshoe, 2002
 College Texas Tech, 2006
 Family Wife, Caitlin
 Daughters, Sloan and Stella

COACHING HISTORY

2017: Oklahoma
 Head Coach, Quarterbacks
2015-16: Oklahoma
 Offensive Coordinator, Quarterbacks
2014: East Carolina
 Asst. Head Coach, Off. Coord., Quarterbacks
2010-13: East Carolina
 Offensive Coordinator, Quarterbacks
2008-09: Texas Tech
 Inside Receivers
2007: Texas Tech
 Wide Receivers
2006: Texas Tech
 Offensive Assistant
2003-05: Texas Tech
 Student Assistant/Offense

BOWLS COACHED (13)

2017 Sugar Oklahoma
 2015 Orange (CFP) Oklahoma
 2015 Birmingham East Carolina
 2013 Beef 'O' Brady's East Carolina
 2012 New Orleans East Carolina
 2010 Military East Carolina
 2010 Alamo Texas Tech
 2009 Cotton Texas Tech
 2008 Gator Texas Tech
 2006 Insight Texas Tech
 2006 Cotton Texas Tech
 2004 Holiday Texas Tech
 2003 Houston Texas Tech

OU'S NATIONAL OFFENSIVE RANKINGS UNDER RILEY

Category	2015	2016	2017
Total Offense	7 (530.2)	2 (554.8)	1 (583.3)
Scoring Offense	4 (43.5)	3 (43.9)	4 (44.9)
Pass Efficiency	4 (167.6)	1 (193.8)*	1 (206.9)
Pass Offense	17 (308.2)	12 (318.0)	3 (367.4)
Rush Offense	23 (222.1)	18 (236.8)	27 (215.9)
1st Downs/Game	7 (27.1)	7 (25.3)	4 (26.2)

* FBS single-season record

DEPTH CHART

(As of Big 12 Championship Game)

OFFENSE

QB	6	Baker Mayfield (6-1, 220, R-Sr.)
	1	Kyler Murray (5-10, 192, R-So.)
	9	Tanner Schafer (6-3, 190, R-Fr.)
RB	24	Rodney Anderson (6-2, 218, R-So.)
	4	Trey Sermon (6-0, 222, Fr.)
	23	Abdul Adams (5-11, 205, So.)
	21	Marcelias Sutton (5-8, 192, Jr.)
FB	36	Dimitri Flowers (6-2, 247, Sr.)
	45	Carson Meier (6-5, 250, R-Jr.)
X	9	CeeDee Lamb (6-1, 173, Fr.)
	17	Jordan Smallwood (6-2, 225, R-Sr.)
H	3	Mykel Jones (5-11, 186, So.)
	87	Myles Tease (5-9, 179, R-Jr.)
LT	78	Orlando Brown (6-8, 345, R-Jr.)
	73	Quinn Mittermeier (6-5, 290, R-Jr.)
LG	72	Ben Powers (6-4, 310, Jr.)
	74	Cody Ford (6-4, 343, R-So.)
C	58	Erick Wren (6-1, 306, R-Sr.)
	68	Jonathan Alvarez (6-3, 306, Sr.)
RG	75	Dru Samia (6-5, 302, Jr.)
	68	Jonathan Alvarez (6-3, 306, Sr.)
RT	71	Bobby Evans (6-4, 312, R-So.)
	73	Quinn Mittermeier (6-5, 290, R-Jr.)
Y	81	Mark Andrews (6-5, 254, R-Jr.)
	80	Grant Calcaterra (6-3, 232, Fr.)
	84	Lee Morris (6-2, 212, R-So.)
Z	5	Marquise Brown (5-11, 162, So.)
	2	Jeff Badet (6-0, 178, R-Sr.)
	15	Jeffery Mead (6-5, 195, Sr.)

DEFENSE

DE	87	D.J. Ward (6-2, 260, R-Sr.)
	55	Kenneth Mann (6-3, 265, R-So.)
DT	72	Amani Bledsoe (6-4, 279, So.)
	90	Neville Gallimore (6-2, 310, R-So.)
NG	97	Marquise Overton (6-1, 295, R-So.)
	57	Du'Vonta Lampkin (6-4, 335, R-So.)
	91	Dillon Faamatau (6-3, 305, R-So.)
JACK	31	Ogbonnia Okoronkwo (6-1, 240, R-Sr.)
	42	Mark Jackson (6-1, 235, So.)
SLB	19	Caleb Kelly (6-3, 229, So.)
	42	Mark Jackson (6-1, 235, So.)
MLB	9	Kenneth Murray (6-2, 242, Fr.)
	40	Jon-Michael Terry (6-2, 240, R-Fr.)
WLB	14	Emmanuel Beal (6-0, 218, Sr.)
	38	Bryan Mead (6-1, 233, R-Fr.)
CB	13	Tre Norwood (5-11, 168, Fr.)
	6	Tre Brown (5-10, 177, Fr.)
SS	10	Steven Parker (6-1, 204, Sr.)
	28	Chanse Sylvie (5-11, 193, So.)
FS	12	Will Johnson (6-0, 185, R-Sr.)
	20	Robert Barnes (6-2, 196, Fr.)
CB	11	Parnell Motley (6-0, 175, So.)
	7	Jordan Thomas (6-0, 185, Sr.)

SPECIALISTS

K	43	Austin Seibert (5-9, 210, Jr.)	PR	9	CeeDee Lamb (6-1, 173, Fr.)
	37	Kyle Pfau (5-10, 190, R-Jr.)		2	Jeff Badet (6-0, 178, R-Sr.)
P	43	Austin Seibert (5-9, 210, Jr.)	LS	42	Wesley Horky (6-1, 233, Sr.)
	46	Reeves Mundschau (5-11, 168, Fr.)		H	3
KO	43	Austin Seibert (5-9, 210, Jr.)			
KR	21	Marcelias Sutton (5-8, 192, Jr.)			
	2	Jeff Badet (6-0, 178, R-Sr.)			

No.	Player	Pos.	Ht.	Wt.	Yr.	Hometown (Previous School)
1	Kyler Murray	QB	5-10	192	R-So.	Allen, Texas (Texas A&M University)
1	Jordan Parker*	CB	5-11	188	So.	Pittsburg, Calif. (Pittsburg HS)
2	Jeff Badet	WR	6-0	178	R-Sr.	Orlando, Fla. (University of Kentucky)
3	Mykel Jones*	WR	5-11	186	So.	Patterson, La. (Patterson HS)
3	Connor McGinnis*	QB	6-3	195	R-So.	Oklahoma City, Okla. (Heritage Hall HS)
4	Trey Sermon	RB	6-0	222	Fr.	Marietta, Ga. (Sprayberry HS)
5	Marquise Brown	WR	5-11	162	So.	Hollywood, Fla. (College of the Canyons)
6	Tre Brown	CB	5-10	177	Fr.	Tulsa, Okla. (Union HS)
6	Levi Draper	LB	6-2	222	Fr.	Collinsville, Okla. (Collinsville HS)
6	Baker Mayfield**	QB	6-1	220	R-Sr.	Austin, Texas (Texas Tech University)
7	Jordan Thomas***	CB	6-0	185	Sr.	Klein, Texas (Klein HS)
8	Kahlil Haughton**	S	6-1	206	Jr.	Waco, Texas (Midway HS)
9	CeeDee Lamb	WR	6-1	173	Fr.	Richmond, Texas (Foster HS)
9	Kenneth Murray	LB	6-2	242	Fr.	Missouri City, Texas (Elkins HS)
9	Tanner Schafer	QB	6-3	190	R-Fr.	Canadian, Texas (Canadian HS)
10	Austin Kendall*	QB	6-2	215	So.	Waxhaw, N.C. (Cuthbertson HS)
10	Steven Parker***	DB	6-1	204	Sr.	Tulsa, Okla. (Jenks HS)
11	Parnell Motley*	CB	6-0	175	So.	Washington, D.C. (HD Woodson HS)
11	Charleston Rambo	WR	6-1	167	Fr.	Cedar Hill, Texas (Cedar Hill HS)
12	Will Johnson**	DB	6-0	185	R-Sr.	Baltimore, Md. (Monroe CC)
13	A.D. Miller**	WR	6-3	197	Jr.	Dallas, Texas (Bishop Dunne HS)
13	Tre Norwood	CB	5-11	168	Jr.	Fort Smith, Ark. (Northside HS)
14	Emmanuel Beal*	LB	6-0	218	Sr.	Columbus, Ohio (Lackawanna College)
14	Reece Clark	QB	6-3	205	R-So.	Cypress, Texas (Cypress Woods HS)
15	Addison Gumbs	DE/LB	6-3	230	Fr.	Hayward, Calif. (Stellar Preparatory HS)
15	Jeffery Mead***	WR	6-5	195	Sr.	Tulsa, Okla. (Union HS)
16	K'Jakyre Daley	DE/LB	6-2	218	Fr.	Riviera Beach, Fla. (Suncoast HS)
17	Jordan Smallwood***	WR	6-2	225	R-Sr.	Tulsa, Okla. (Jenks HS)
18	Curtis Bolton*	LB	6-1	220	R-Jr.	Murrieta, Calif. (Vista Murrieta HS)
19	Caleb Kelly*	LB	6-3	229	So.	Fresno, Calif. (Clovis West HS)
20	Robert Barnes	S	6-2	196	Fr.	Southlake, Texas (Carroll Senior HS)
20	Najee Bissoon	RB	5-5	164	R-Sr.	Houston, Texas (Houston Baptist Univ.)
21	Marcelias Sutton	RB	5-8	192	Jr.	La Grange, N.C. (Lackawanna College)
22	Ricky DeBerry*	FB	6-1	235	R-So.	Mechanicsville, Va. (Atlee HS)
23	Abdul Adams*	RB	5-11	205	So.	Landover, Md. (Hillside HS)
24	Rodney Anderson	RB	6-2	218	R-So.	Katy, Texas (Katy HS)
25	Justin Broiles	CB	5-10	180	Fr.	Oklahoma City, Okla. (John Marshall HS)
26	Kennedy Brooks	RB	5-10	206	Fr.	Mansfield, Texas (Mansfield HS)
27	Jeremiah Hall	FB	6-1	240	Fr.	Charlotte, N.C. (Zebulon B. Vance HS)
28	Chanse Sylvie*	S	5-11	193	So.	Shreveport, La. (Calvary Academy)
28	Reggie Turner	WR	5-9	171	R-Jr.	Pasadena, Texas (Blinn CC)
29	Joe Castiglione, Jr.	FB	5-10	189	R-So.	Norman, Okla. (Mount St. Mary HS)
29	Prentice McKinney*	S	6-0	195	Jr.	Dallas, Texas (South Oak Cliff HS)
30	Calum Sutherland	K	5-9	180	Fr.	Keller, Texas (Central HS)
31	Ogbonnia Okoronkwo***	DE/LB	6-1	240	R-Sr.	Houston, Texas (Alief Taylor HS)
31	Grant Ward	RB	5-10	190	Fr.	Tulsa, Okla. (Cascia Hall HS)
32	Caleb Nettles	CB	6-0	175	Fr.	Friendswood, Texas (Clear Brook HS)
33	Ryan Jones	S	6-1	219	Fr.	Charlotte, N.C. (Mallard Creek HS)
34	Tanner Baum	CB	6-0	195	So.	Orland Park, Ill. (University of Wyoming)
36	Dimitri Flowers***	FB	6-2	247	Sr.	San Antonio, Texas (Churchill HS)
36	Josh Schenck	LB	5-11	200	R-Fr.	Knightdale, N.C. (Knightdale HS)
37	Kyle Pfau	K/P	5-10	190	R-Jr.	Spring, Texas (LSU)
38	Bryan Mead	LB	6-1	233	R-Fr.	Owasso, Okla. (Rejoice Christian HS)
38	Cameron Mortazavi	K	5-11	172	R-Jr.	Sapulpa, Okla. (Oral Roberts University)
39	Tylon Lynch	CB	5-11	197	R-Jr.	Ashburn, Va. (Pima CC)
40	Jon-Michael Terry	LB	6-2	240	R-Fr.	Tulsa, Okla. (Victory Christian School)
42	Wesley Horky***	LS	6-1	233	Sr.	Brentwood, Tenn. (Ravenwood HS)
42	Mark Jackson, Jr.*	DE/LB	6-1	235	So.	Cibolo, Texas (Byron P. Steele HS)
43	Austin Seibert**	K/P	5-9	210	Jr.	Belleville, Ill. (Belleville West HS)
44	Jaxon Uhles**	FB	5-11	255	R-Sr.	Norman, Okla. (Pittsburg State University)
45	Carson Meier**	FB	6-5	250	R-Jr.	Tulsa, Okla. (Union HS)
46	Reeves Mundschau	P	5-11	168	Fr.	New Braunfels, Texas (Canyon HS)
47	Reece Morrison	K	6-0	204	R-Fr.	Dallas, Texas (Lake Highlands HS)
48	Nick Horiates	K	5-9	165	Fr.	Carrollton, Texas (Hebron HS)
49	Travis DeGrate	LB	6-3	240	Fr.	Warr Acres, Okla. (East Central University)
50	Arthur McGinnis	DT	6-1	262	R-So.	New Orleans, La. (Warren Easton HS)
51	Kasey Kelleher	LS	5-10	227	Fr.	Peninsula, Ohio (Woodridge HS)
52	Beau Trousdale	LB	6-1	215	Fr.	Edmond, Okla. (Deer Creek HS)
54	Marquis Hayes	OL	6-5	345	Fr.	Maryland Heights, Mo. (Pattonville HS)
55	Kenneth Mann*	DL	6-3	265	R-So.	Burleson, Texas (Burleson HS)
55	Logan Roberson	OL	6-4	350	R-Fr.	Harrah, Okla. (Harrah HS)

No.	Player	Pos.	Ht.	Wt.	Yr.	Hometown (Previous School)
56	Creed Humphrey	OL	6-4	310	Fr.	Shawnee, Okla. (Shawnee HS)
57	Du'Vonta Lampkin*	DT	6-4	335	R-So.	Houston, Texas (Cypress Falls HS)
58	Erick Wren*	OL	6-1	306	R-Sr.	Mesquite, Texas (Arizona Western CC)
59	Adrian Ealy	OL	6-6	297	Fr.	Gonzales, La. (East Ascension HS)
61	Ian McIver	OL	6-2	318	Fr.	Keller, Texas (Central HS)
62	Tyrese Robinson	OL	6-2	329	Fr.	McKinney, Texas (Boyd HS)
63	Alex Dalton**	OL	6-4	298	R-Jr.	Troy, Ohio (Troy HS)
65	Mario Sinacola	OL	6-3	360	R-So.	Fairview, Texas (Lovejoy HS)
67	Ashton Julious*	OL	6-5	335	R-Sr.	Florence, S.C. (Lackawanna College)
68	Jonathan Alvarez**	OL	6-3	306	Sr.	Mesquite, Texas (Horn HS)
71	Bobby Evans*	OL	6-4	312	R-So.	Allen, Texas (Allen HS)
72	Amani Bledsoe	DE	6-4	279	So.	Lawrence, Kan. (Lawrence HS)
72	Ben Powers*	OL	6-4	310	Jr.	Wichita, Kan. (Butler CC)
73	Quinn Mittermeier*	OL	6-5	290	R-Jr.	Topeka, Kan. (Butler CC)
74	Cody Ford*	OL	6-4	343	R-So.	Pineville, La. (Pineville HS)
75	Dru Samia**	OL	6-5	302	Jr.	Sacramento, Calif. (River City HS)
77	Erik Swenson	OL	6-5	315	R-Fr.	Downers Grove, Ill. (Downers Grove South HS)
78	Orlando Brown**	OL	6-8	345	R-Jr.	Duluth, Ga. (Peachtree Ridge HS)
79	Dwayne Orso-Bacchus*	OL	6-5	328	R-Jr.	Birmingham, Ala. (Homewood HS)
80	Grant Calcaterra	TE	6-3	232	Fr.	Rancho Santa Margarita, Calif. (Santa Margarita Catholic HS)
81	Mark Andrews**	TE	6-5	254	R-Jr.	Scottsdale, Ariz. (Desert Mountain HS)
82	Nathan Wornack	WR	6-1	186	R-Fr.	Norman, Okla. (Norman North HS)
83	Nick Basquine*	WR	5-11	194	R-Jr.	Norman, Okla. (Norman North HS)
84	Lee Morris*	WR	6-2	212	R-So.	Allen, Texas (Allen HS)
85	Sam Iheke	WR	6-2	205	R-So.	Dallas, Texas (Lake Highlands HS)
86	Carlos Hishaw	WR	6-0	176	R-So.	Oklahoma City, Okla. (Douglass HS)
87	Myles Tease	WR	5-9	179	R-Jr.	Tulsa, Okla. (Univ. of Central Oklahoma)
87	D.J. Ward***	DE	6-2	260	R-Sr.	Moore, Okla. (Southmoore HS)
88	Chase Nevel	WR	6-0	184	Jr.	Catoosa, Okla. (Northeastern Oklahoma A&M)
89	Malik Bradshaw	WR	5-10	184	R-So.	Frisco, Texas (Frisco HS)
90	Neville Gallimore*	DT	6-2	310	R-So.	St. Catharines, Ontario (Canada Prep Football Acad.)
91	Dillon Faamatau	DT	6-3	305	R-So.	Norwalk, Calif. (Cerritos College)
92	Matt Romar***	DT	6-0	295	R-Sr.	Port Arthur, Texas (Memorial HS)
93	Tyreese Lott	DT	6-2	270	Fr.	Ardmore, Okla. (Ardmore HS)
94	Troy James	DT	6-0	288	Fr.	Baton Rouge, La. (Madison Prep Academy)
95	Isaiah Thomas	DL	6-4	239	Fr.	Tulsa, Okla. (Memorial HS)
97	Marquise Overton*	DT	6-1	295	Jr.	Tulsa, Okla. (Jenks HS)
98	Zacchaeus McKinney	DT	6-4	280	Fr.	Weatherford, Texas (Weatherford HS)

PRONUNCIATION GUIDE

Jeff Badet	buh-DET	Cameron Mortazavi	mort-uh-ZAH-vee
Nick Basquine	BASS-kwin	Ogbonnia Okoronkwo	o-BO-ny-uh o-kor-RON-kwo
Najee Bissoon	NAH-jee bih-SOON	Dwayne Orso-Bacchus	BAH-cuss
Grant Calcaterra	cal-cuh-TAIR-uh	Marquise Overton	mar-KWEZ
K'Jakyre Daley	juh-CAR-ee	Kyle Pfau	Fow
Dillon Faamatau	fahm-ah-TAH-oo	Logan Roberson	ROB-er-sun
Kahlil Haughton	kuh-LEEL HAWT-in	Dru Samia	sah-MEE-uh
Marquis Hayes	mar-KEESE	Austin Seibert	SIGH-berT
Carlos Hishaw	HIGH-shaw	Mario Sinacola	sinn-uh-KO-luh
Nick Horiates	hor-ee-AH-tess	Marcelias Sutton	mar-SELL-ee-us
Sam Iheke	i-HEE-kee	Chanse Sylvie	Chance SIL-vee
Mykel Jones	MY-kell	Myles Tease	Teez
Du'Vonta Lampkin	duh-VON-tay	Jaxon Uhles	Youlz

* Indicates number of letters earned at Oklahoma

No.	Player	Pos.	Ht.	Wt.	Yr.	Hometown (Previous School)
23	Abdul Adams*	RB	5-11	205	So.	Landover, Md. (Hillside HS)
68	Jonathan Alvarez**	OL	6-3	306	Sr.	Mesquite, Texas (Horn HS)
24	Rodney Anderson	RB	6-2	218	R-So.	Katy, Texas (Katy HS)
81	Mark Andrews**	TE	6-5	254	R-Jr.	Scottsdale, Ariz. (Desert Mountain HS)
2	Jeff Badet	WR	6-0	178	R-Sr.	Orlando, Fla. (University of Kentucky)
20	Robert Barnes	S	6-2	196	Fr.	Southlake, Texas (Carroll Senior HS)
83	Nick Basquine*	WR	5-11	194	R-Jr.	Norman, Okla. (Norman North HS)
34	Tanner Baum	CB	6-0	195	So.	Orland Park, Ill. (University of Wyoming)
14	Emmanuel Beal*	LB	6-0	218	Sr.	Columbus, Ohio (Lackawanna College)
20	Najee Bissoon	RB	5-5	164	R-Sr.	Houston, Texas (Houston Baptist Univ.)
72	Amani Bledsoe	DL	6-4	279	So.	Lawrence, Kan. (Lawrence HS)
18	Curtis Bolton*	LB	6-1	220	R-Jr.	Murrieta, Calif. (Vista Murrieta HS)
89	Malik Bradshaw	WR	5-10	184	R-So.	Frisco, Texas (Frisco HS)
25	Justin Broiles	CB	5-10	180	Fr.	Oklahoma City, Okla. (John Marshall HS)
26	Kennedy Brooks	RB	5-10	206	Fr.	Mansfield, Texas (Mansfield HS)
5	Marquise Brown	WR	5-11	162	So.	Hollywood, Fla. (College of the Canyons)
78	Orlando Brown**	OL	6-8	345	R-Jr.	Duluth, Ga. (Peachtree Ridge HS)
6	Tre Brown	CB	5-10	177	Fr.	Tulsa, Okla. (Union HS)
80	Grant Calcaterra	TE	6-3	232	Fr.	Rancho Santa Margarita, Calif. (Santa Margarita Catholic HS)
29	Joe Castiglione, Jr.	FB	5-10	189	R-So.	Norman, Okla. (Mount St. Mary HS)
14	Reece Clark	QB	6-3	205	R-So.	Cypress, Texas (Cypress Woods HS)
16	K'Jakyre Daley	DE/LB	6-2	218	Fr.	Riviera Beach, Fla. (Suncoast HS)
63	Alex Dalton**	OL	6-4	298	R-Jr.	Troy, Ohio (Troy HS)
22	Ricky DeBerry*	FB	6-1	235	R-So.	Mechanicsville, Va. (Atlee HS)
49	Travis DeGrate	LB	6-3	240	Fr.	Warr Acres, Okla. (East Central University)
6	Levi Draper	LB	6-2	222	Fr.	Collinsville, Okla. (Collinsville HS)
59	Adrian Ealy	OL	6-6	297	Fr.	Gonzales, La. (East Ascension HS)
71	Bobby Evans*	OL	6-4	312	R-So.	Allen, Texas (Allen HS)
91	Dillon Faamatau	DT	6-3	305	R-So.	Norwalk, Calif. (Cerritos College)
36	Dimitri Flowers***	FB	6-2	247	Sr.	San Antonio, Texas (Churchill HS)
74	Cody Ford*	OL	6-4	343	R-So.	Pineville, La. (Pineville HS)
90	Neville Gallimore*	DT	6-2	310	R-So.	St. Catharines, Ontario (Canada Prep Football Acad.)
15	Addison Gumbs	DE/LB	6-3	230	Fr.	Hayward, Calif. (Stellar Preparatory HS)
27	Jeremiah Hall	FB	6-1	240	Fr.	Charlotte, N.C. (Zebulon B. Vance HS)
8	Kahlil Haughton**	S	6-1	206	Jr.	Waco, Texas (Midway HS)
54	Marquis Hayes	OL	6-5	345	Fr.	Maryland Heights, Mo. (Pattonville HS)
86	Carlos Hishaw	WR	6-0	176	R-So.	Oklahoma City, Okla. (Douglass HS)
48	Nick Horiates	K	5-9	165	Fr.	Carrollton, Texas (Hebron HS)
42	Wesley Horky***	LS	6-1	233	Sr.	Brentwood, Tenn. (Ravenwood HS)
56	Creed Humphrey	OL	6-4	310	Fr.	Shawnee, Okla. (Shawnee HS)
85	Sam Iheke	WR	6-2	205	R-So.	Dallas, Texas (Lake Highlands HS)
42	Mark Jackson, Jr.*	DE/LB	6-1	235	So.	Cibola, Texas (Byron P. Steele HS)
94	Troy James	DT	6-0	288	Fr.	Baton Rouge, La. (Madison Prep Academy)
12	Will Johnson**	DB	6-0	185	R-Sr.	Baltimore, Md. (Monroe CC)
3	Mykel Jones*	WR	5-11	186	So.	Patterson, La. (Patterson HS)
33	Ryan Jones	S	6-1	219	Fr.	Charlotte, N.C. (Mallard Creek HS)
67	Ashton Julious*	OL	6-5	335	R-Sr.	Florence, S.C. (Lackawanna College)
51	Kasey Kelleher	LS	5-10	227	Fr.	Peninsula, Ohio (Woodridge HS)
19	Caleb Kelly*	LB	6-3	229	So.	Fresno, Calif. (Clovis West HS)
10	Austin Kendall*	QB	6-2	215	So.	Waxhaw, N.C. (Cuthbertson HS)
9	CeeDee Lamb	WR	6-1	173	Fr.	Richmond, Texas (Foster HS)
57	Du'Vonta Lampkin*	DT	6-4	335	R-So.	Houston, Texas (Cypress Falls HS)
93	Tyreece Lott	DT	6-2	270	Fr.	Ardmore, Okla. (Ardmore HReggIS)
39	Tylon Lynch	CB	5-11	197	R-Jr.	Ashburn, Va. (Pima CC)
55	Kenneth Mann*	DL	6-3	265	R-So.	Burleson, Texas (Burleson HS)
6	Baker Mayfield**	QB	6-1	220	R-Sr.	Austin, Texas (Texas Tech University)
50	Arthur McGinnis	DT	6-1	262	R-So.	New Orleans, La. (Warren Easton HS)
3	Connor McGinnis*	QB	6-3	195	R-So.	Oklahoma City, Okla. (Heritage Hall HS)
61	Ian McIver	OL	6-2	318	Fr.	Keller, Texas (Central HS)
29	Prentice McKinney*	S	6-0	195	Jr.	Dallas, Texas (South Oak Cliff HS)
98	Zacchaeus McKinney	DT	6-4	280	Fr.	Weatherford, Texas (Weatherford HS)
38	Bryan Mead	LB	6-1	233	R-Fr.	Owasso, Okla. (Rejoice Christian HS)
15	Jeffery Mead***	WR	6-5	195	Sr.	Tulsa, Okla. (Union HS)
45	Carson Meier**	FB	6-5	250	R-Jr.	Tulsa, Okla. (Union HS)
13	A.D. Miller**	WR	6-3	197	Jr.	Dallas, Texas (Bishop Dunne HS)
73	Quinn Mittermeier*	OL	6-5	290	R-Jr.	Topeka, Kan. (Butler CC)
84	Lee Morris*	WR	6-2	212	R-So.	Allen, Texas (Allen HS)
47	Reece Morrison	K	6-0	204	R-Fr.	Dallas, Texas (Lake Highlands HS)
38	Cameron Mortazavi	K	5-11	172	R-Jr.	Sapulpa, Okla. (Oral Roberts University)
11	Parnell Motley*	CB	6-0	175	So.	Washington, D.C. (HD Woodson HS)

No.	Player	Pos.	Ht.	Wt.	Yr.	Hometown (Previous School)
46	Reeves Mundschau	P	5-11	168	Fr.	New Braunfels, Texas (Canyon HS)
9	Kenneth Murray	LB	6-2	242	Fr.	Missouri City, Texas (Elkins HS)
1	Kyler Murray	QB	5-10	192	R-So.	Allen, Texas (Texas A&M University)
32	Caleb Nettles	CB	6-0	175	Fr.	Friendswood, Texas (Clear Brook HS)
88	Chase Nevel	WR	6-0	184	Jr.	Catoosa, Okla. (Northeastern Oklahoma A&M)
13	Tre Norwood	CB	5-11	168	Fr.	Fort Smith, Ark. (Northside HS)
31	Ogbonnia Okoronkwo***	DE/LB	6-1	240	R-Sr.	Houston, Texas (Alief Taylor HS)
79	Dwayne Orso-Bacchus*	OL	6-5	328	R-Jr.	Birmingham, Ala. (Homewood HS)
97	Marquise Overton*	DT	6-1	295	Jr.	Tulsa, Okla. (Jenks HS)
1	Jordan Parker*	CB	5-11	188	So.	Pittsburg, Calif. (Pittsburg HS)
10	Steven Parker***	DB	6-1	204	Sr.	Tulsa, Okla. (Jenks HS)
37	Kyle Pfau	K/P	5-10	190	R-Jr.	Spring, Texas (LSU)
72	Ben Powers*	OL	6-4	310	Jr.	Wichita, Kan. (Butler CC)
11	Charleston Rambo	WR	6-1	167	Fr.	Cedar Hill, Texas (Cedar Hill HS)
55	Logan Roberson	OL	6-4	350	R-Fr.	Harrah, Okla. (Harrah HS)
62	Tyrese Robinson	OL	6-2	329	Fr.	McKinney, Texas (Boyd HS)
92	Matt Romar***	DT	6-0	295	R-Sr.	Port Arthur, Texas (Memorial HS)
75	Dru Samia**	OL	6-5	302	Jr.	Sacramento, Calif. (River City HS)
9	Tanner Schafer	QB	6-3	190	R-Fr.	Canadian, Texas (Canadian HS)
36	Josh Schenck	LB	5-11	200	R-Fr.	Knightdale, N.C. (Knightdale HS)
43	Austin Seibert**	K/P	5-9	210	Jr.	Belleville, Ill. (Belleville West HS)
4	Trey Sermon	RB	6-0	222	Fr.	Marietta, Ga. (Sprayberry HS)
65	Mario Sinacola	OL	6-3	360	R-So.	Fairview, Texas (Lovejoy HS)
17	Jordan Smallwood***	WR	6-2	225	R-Sr.	Tulsa, Okla. (Jenks HS)
30	Calum Sutherland	K	5-9	180	Fr.	Keller, Texas (Central HS)
21	Marcelias Sutton	RB	5-8	192	Jr.	La Grange, N.C. (Lackawanna College)
77	Erik Swenson	OL	6-5	315	R-Fr.	Downers Grove, Ill. (Downers Grove South HS)
28	Chanse Sylvie*	S	5-11	193	So.	Shreveport, La. (Calvary Academy)
87	Myles Tease	WR	5-9	179	R-Jr.	Tulsa, Okla. (Univ. of Central Oklahoma)
40	Jon-Michael Terry	LB	6-2	240	R-Fr.	Tulsa, Okla. (Victory Christian School)
95	Isaiah Thomas	DL	6-4	239	Fr.	Tulsa, Okla. (Memorial HS)
7	Jordan Thomas***	CB	6-0	185	Sr.	Klein, Texas (Klein HS)
52	Beau Trousdale	LB	6-1	215	Fr.	Edmond, Okla. (Deer Creek HS)
28	Reggie Turner	WR	5-9	171	R-Jr.	Pasadena, Texas (Blinn CC)
44	Jaxon Uhles**	FB	5-11	255	R-Sr.	Norman, Okla. (Pittsburg State University)
87	D.J. Ward***	DE	6-2	260	R-Sr.	Moore, Okla. (Southmoore HS)
31	Grant Ward	RB	5-10	190	Fr.	Tulsa, Okla. (Cascia Hall HS)
82	Nathan Womack	WR	6-1	186	R-Fr.	Norman, Okla. (Norman North HS)
58	Erick Wren*	OL	6-1	306	R-Sr.	Mesquite, Texas (Arizona Western CC)

COACHING STAFF

Lincoln Riley	Head Coach/Quarterbacks
Ruffin McNeill	Assistant Head Coach/Defensive Tackles
Mike Stoops	Defensive Coordinator/Outside Linebackers
Cale Gundy	Co-Offensive Coordinator/Recruiting Coordinator/Inside Receivers
Bill Bedenbaugh	Co-Offensive Coordinator/Offensive Line
Kerry Cooks	Assistant Defensive Coordinator/Defensive Backs
Jay Boulware	Special Teams Coordinator/Running Backs
Tim Kish	Inside Linebackers
Dennis Simmons	Outside Receivers
Calvin Thibodeaux	Defensive Ends

* Indicates number of letters earned at Oklahoma

CAREER STATS

#23 RB ABDUL ADAMS

YEAR	GP-GS	RUSH	AVG	TD	LG	REC	AVG	TD	LG
2016	7-0	53-283	5.3	0	57	3-25	8.3	0	16
2017	11-4	59-542	9.2	1	99	5-80	16.0	1	34
Career	18-4	112-825	7.4	1	99	8-105	13.1	1	34

#24 RB RODNEY ANDERSON

YEAR	GP-GS	RUSH	AVG	TD	LG	REC	AVG	TD	LG
2015	2-0	1-5	5.0	0	5	0-0	—	0	—
2016	MISSED 2016 SEASON DUE TO INJURY								
2017	13-6	162-960	5.9	11	58	16-283	17.7	5	46
Career	15-6	163-965	5.9	11	58	16-283	17.7	5	46

#81 TE MARK ANDREWS

YEAR	GP-GS	REC	YDS	AVG	TD	LONG
2015	13-1	19	318	16.7	7	61
2016	13-11	31	489	15.8	7	64
2017	13-13	58	906	15.6	8	59
Career	39-25	108	1,713	15.9	22	64

#2 WR JEFF BADET

YEAR	GP-GS	REC	YDS	AVG	TD	LONG
2013*	9-5	22	285	13.0	1	56
2015*	12-10	29	430	14.8	2	45
2016*	13-13	31	670	21.6	4	72
2017	13-2	25	396	15.8	3	54
Career	47-30	107	1,781	16.6	10	72

* at Kentucky

YEAR	KR-YDS	AVG	TD	LONG	PR-YDS	AVG	TD	LONG
2016*	15-344	22.9	0	39	0-0	—	0	—
2017	12-269	22.4	0	70	2-5	2.5	0	6
Career	27-613	22.7	0	70	2-5	2.5	0	6

* at Kentucky

#20 S ROBERT BARNES

YEAR	GP-GS	UT	AT	TOTAL	TFL	SACKS	INT	FF	FR	PBU
2017	10-1	7	3	10	0	0	1-0	0	0	0
Career	10-1	7	3	10	0	0	1-0	0	0	0

#14 LB EMMANUEL BEAL

YEAR	GP-GS	UT	AT	TOTAL	TFL	SACKS	INT	FF	FR	PBU
2016	13-10	46	35	81	3.0-9	2.0-8	0	2	0	1
2017	13-13	50	39	89	6.0-12	0.5-4	1-3	0	0	2
Career	26-23	96	74	170	9.0-21	2.5-12	1-3	2	0	3

#72 DL AMANI BLEDSOE

YEAR	GP-GS	UT	AT	TOTAL	TFL	SACKS	INT	FF	FR	PBU
2016	6-0	0	3	3	0.5-1	0	0	0	0	1
2017	9-7	12	8	20	4.0-13	2.0-10	0	0	0	0
Career	15-7	12	11	23	4.5-14	2.0-10	0	0	0	1

#5 WR MARQUISE BROWN

YEAR	GP-GS	REC	YDS	AVG	TD	LONG
2017	12-7	49	981	20.0	6	87
Career	12-7	49	981	20.0	6	87

#6 CB TRE BROWN

YEAR	GP-GS	UT	AT	TOTAL	TFL	SACKS	INT	FF	FR	PBU
2017	13-1	10	2	12	0.5-2	0	0	0	0	2
Career	13-1	10	2	12	0.5-2	0	0	0	0	2

#80 TE GRANT CALCATERRA

YEAR	GP-GS	REC	YDS	AVG	TD	LONG
2017	13-0	10	162	16.2	3	21
Career	13-0	10	162	16.2	3	21

#91 DT DILLON FAAMATAU

YEAR	GP-GS	UT	AT	TOTAL	TFL	SACKS	INT	FF	FR	PBU
2017	13-0	6	3	9	2.0-2	0	0	0	0	0
Career	13-0	6	3	9	2.0-2	0	0	0	0	0

#36 FB DIMITRI FLOWERS

YEAR	GP-GS	RUSH	AVG	TD	LG	REC	AVG	TD	LG
2014	13-5	0-14	—	0	13	9-92	10.2	0	16
2015	13-4	0-0	—	0	—	8-130	16.2	4	75
2016	13-10	22-115	5.2	0	13	11-200	18.2	4	67
2017	13-12	13-26	2.0	4	6	23-411	17.9	4	52
Career	52-31	35-155	4.5	4	13	51-833	16.3	12	75

#90 DL NEVILLE GALLIMORE

YEAR	GP-GS	UT	AT	TOTAL	TFL	SACKS	INT	FF	FR	PBU
2016	13-6	21	19	40	4.0-11	1.0-7	0	1	0	0
2017	11-5	13	15	28	1.0-4	0.5-4	0	0	0	1
Career	24-11	34	34	68	5.0-15	1.5-11	0	1	0	1

#8 S KAHLIL HAUGHTON

YEAR	GP-GS	UT	AT	TOTAL	TFL	SACKS	INT	FF	FR	PBU
2015	12-0	4	4	8	0.5-4	0.5-4	0	0	0	0
2016	13-1	11	4	15	0	0	0	0	0	0
2017	9-4	20	8	28	0	0	0	0	0	1
Career	34-5	35	16	51	0.5-4	0.5-4	0	0	0	1

#42 LB MARK JACKSON, JR.

YEAR	GP-GS	UT	AT	TOTAL	TFL	SACKS	INT	FF	FR	PBU
2016	5-0	0	2	2	0	0	0	0	0	0
2017	13-0	2	5	7	1.0-5	1.0-5	0	1	0	0
Career	18-0	2	7	9	1.0-5	1.0-5	0	1	0	0

#12 DB WILL JOHNSON

YEAR	GP-GS	UT	AT	TOTAL	TFL	SACKS	INT	FF	FR	PBU
2015	11-3	11	3	14	3.0-14	0	0	0	0	1
2016	7-3	31	13	44	2.5-8	0	0	1	1-0	3
2017	11-10	39	18	57	0	0	2-19	0	0	4
Career	29-16	81	34	115	5.5-22	0	2-19	1	1-0	8

#3 WR MYKEL JONES

YEAR	GP-GS	REC	YDS	AVG	TD	LONG	KR	TD	LG
2016	12-0	13	106	8.2	0	43	2-21	0	12
2017	13-1	16	310	19.4	1	55	0-0	0	—
Career	25-1	29	416	14.3	1	55	2-21	0	12

#19 LB CALEB KELLY

YEAR	GP-GS	UT	AT	TOTAL	TFL	SACKS	INT	FF	FR	PBU
2016	11-6	22	14	36	3.0-8	1.0-6	0	0	0	1
2017	13-12	33	19	52	3.5-14	1.0-5	1-0	1	2-18	1
Career	24-18	55	33	88	6.5-22	2.0-11	1-0	1	2-18	2

#9 WR CEEDEE LAMB

YEAR	GP-GS	REC	YDS	AVG	TD	LONG	PR-YDS	AVG	TD	LONG
2017	13-12	40	741	18.5	7	82	12-74	6.2	0	21
Career	13-12	40	741	18.5	7	82	12-74	6.2	0	21

#57 DL DU'VONTA LAMPKIN

YEAR	GP-GS	UT	AT	TOTAL	TFL	SACKS	INT	FF	FR	PBU
2016	5-0	2	3	5	2.0-3	0	0	0	0	0
2017	11-2	12	9	21	5.0-23	1.0-10	0	0	0	0
Career	16-2	14	12	26	7.0-26	1.0-10	0	0	0	0

#55 DL KENNETH MANN

YEAR	GP-GS	UT	AT	TOTAL	TFL	SACKS	INT	FF	FR	PBU
2016	8-0	2	0	2	0	0	0	0	0	0
2017	12-0	14	14	28	6.0-41	5.0-38	0	2	0	0
Career	20-0	16	14	30	6.0-41	5.0-38	0	2	0	0

#6 QB BAKER MAYFIELD

YEAR	GP-GS	C-A	PCT	YDS	AVG/G	TD	INT	LG	RUSH	YDS	AVG	TD	LG
2013*	8-7	218-340	64.1	2,315	289.4	12	9	60	88	190	2.2	3	22
2014	SAT OUT AFTER TRANSFERRING												
2015	13-13	269-395	68.1	3,700	284.6	36	7	76	141	405	2.9	7	39
2016	13-13	254-358	70.9	3,965	305.0	40	8	88	78	177	2.3	6	16
2017	13-12	262-369	71.0	4,340	333.8	41	5	84	85	310	3.6	5	54
at OU	39-38	785-1122	70.0	12,005	307.8	117	20	88	304	892	2.9	18	54
Career	47-45	1003-1462	68.6	14,320	304.7	129	29	88	392	1082	2.8	21	54

#15 CB PARNELL MOTLEY

YEAR	GP-GS	UT	AT	TOTAL	TFL	SACKS	INT	FF	FR	PBU
2016	11-0	8	1	9	0	0	0	0	0	0
2017	13-12	44	13	57	4.5-15	0	2-77	1	1-0	9
Career	24-12	52	14	66	4.5-15	0	2-77	1	1-0	9

#9 LB KENNETH MURRAY

YEAR	GP-GS	UT	AT	TOTAL	TFL	SACKS	INT	FF	FR	PBU
2017	13-13	36	33	69	5.5-11	0	0	1	1-0	0
Career	13-13	36	33	69	5.5-11	0	0	1	1-0	0

#1 QB KYLER MURRAY

YEAR	GP-GS	C-A	PCT	YDS	AVG/G	TD	INT	LG	RUSH	YDS	AVG	TD	LG
2015*	8-3	72-121	59.5	686	76.2	5	7	26	53	335	6.3	1	34
2016				SAT OUT AFTER TRANSFERRING									
2017	6-1	18-21	85.7	359	59.8	3	0	87	13	142	10.9	0	66
Career	14-4	90-142	63.4	1,045	74.6	8	7	87	66	477	7.2	1	66

* at Texas A&M

#13 CB TRE NORWOOD

YEAR	GP-GS	UT	AT	TOTAL	TFL	SACKS	INT	FF	FR	PBU
2017	13-4	22	4	26	0	0	0	0	0	7
Career	13-4	22	4	26	0	0	0	0	0	7

#31 LB OGBONNIA OKORONKWO

YEAR	GP-GS	UT	AT	TOTAL	TFL	SACKS	INT	FF	FR	PBU
2014	11-0	4	4	8	3.0-19	2.0-15	0	0	0	0
2015	9-0	5	4	9	2.0-12	2.0-12	0	0	0	0
2016	12-12	50	21	71	12.0-62	9.0-54	0	2	0	3
2017	13-13	44	27	71	17.5-103	8.0-61	0	3	2-0	2
Career	45-25	103	56	159	34.5-196	21.0-142	0	5	2-0	5

#97 DT MARQUISE OVERTON

YEAR	GP-GS	UT	AT	TOTAL	TFL	SACKS	INT	FF	FR	PBU
2015	8-0	4	1	5	1.0-4	1.0-4	0	0	0	0
2016	2-0	1	1	2	0	0	0	0	0	0
2017	13-8	18	23	41	3.0-2	0	0	0	1-0	0
Career	23-8	23	25	48	4.0-6	1.0-4	0	0	1-0	0

#10 S STEVEN PARKER

YEAR	GP-GS	UT	AT	TOTAL	TFL	SACKS	INT	FF	FR	PBU
2014	13-4	20	11	31	2.0-9	1.0-6	0	0	0	6
2015	13-13	41	19	60	4.0-18	1.5-12	0	0	1-0	4
2016	13-13	42	21	63	3.0-6	0	2-12	0	1-0	4
2017	13-13	39	18	57	1.0-7	0	0	1	1-0	6
Career	52-43	142	69	211	10.0-40	2.5-18	2-12	1	3-0	20

#92 DT MATT ROMAR

YEAR	GP-GS	UT	AT	TOTAL	TFL	SACKS	INT	FF	FR	PBU
2014	12-0	4	6	10	1.0-6	1.0-6	0	0	0	0
2015	12-12	14	9	23	1.5-9	1.0-8	0	0	0	0
2016	9-0	9	8	17	5.5-19	2.5-15	0	0	1-0	0
2017	3-3	0	1	1	0	0	0	0	0	0
Career	36-15	27	24	51	8.0-34	4.5-29	0	0	1-0	0

#43 K/P AUSTIN SEIBERT

YEAR	GP-GS	FGM-FGA	PCT	BLK	LONG	PAT	PCT
2015	13-0	18-23	78.3	0	46	70-72	97.2
2016	13-0	11-16	68.8	0	39	72-74	97.3
2017	13-0	15-18	83.3	0	51	75-75	100.0
Career	39-0	44-57	77.2	0	51	217-221	98.2

YEAR	PUNTS	YARDS	AVG	LONG	TB	FC	I20	50+
2015	57	2,395	42.0	58	2	30	23	11
2016	48	1,975	41.1	53	1	29	22	6
2017	36	1,532	42.6	57	3	14	10	10
Career	141	5,902	41.9	58	6	73	55	27

#4 RB TREY SERMON

YEAR	GP-GS	RUSH	AVG	TD	LG	REC	AVG	TD	LG
2017	13-3	119-710	6.0	5	60	16-139	8.7	2	24
Career	13-3	119-710	6.0	5	60	16-139	8.7	2	24

#17 WR JORDAN SMALLWOOD

YEAR	GP-GS	REC	YDS	AVG	TD	LONG
2014	13-0	3	21	7.0	0	11
2015	7-0	0	0	—	0	—
2016	13-1	5	52	10.4	0	17
2017	13-1	10	97	9.7	1	29
Career	46-2	18	170	9.4	1	29

#21 RB MARCELIAS SUTTON

YEAR	GP-GS	RUSH	AVG	TD	LG	REC	AVG	TD	LG	KR	AVG	TD	LG
2017	12-0	22-130	5.9	2	21	3-32	10.7	0	21	19-400	21.1	0	40
Career	12-0	22-130	5.9	2	21	3-32	10.7	0	21	19-400	21.1	0	40

#28 S CHANSE SYLVIE

YEAR	GP-GS	UT	AT	TOTAL	TFL	SACKS	INT	FF	FR	PBU
2016	11-0	1	4	5	0	0	0	0	0	0
2017	13-0	8	7	15	1.0-2	0	0	0	0	0
Career	24-0	9	11	20	1.0-2	0	0	0	0	0

#7 CB JORDAN THOMAS

YEAR	GP-GS	UT	AT	TOTAL	TFL	SACKS	INT	FF	FR	PBU
2014	13-4	27	5	32	0	0	0	0	0	5
2015	12-11	34	12	46	0	0	5-153	0	0	4
2016	13-13	42	7	49	2.0-11	0	2-17	0	0	17
2017	11-9	24	3	27	2.0-8	0	1-46	0	0	2
Career	49-37	127	27	154	4.0-19	0	8-216	0	0	28

#87 DE D.J. WARD

YEAR	GP-GS	UT	AT	TOTAL	TFL	SACKS	INT	FF	FR	PBU
2014	6-0	3	2	5	0	0	0	0	0	1
2015	13-0	10	4	14	1.0-5	1.0-5	0	0	1-8	0
2016	12-4	15	13	28	1.0-4	1.0-4	0	0	0	0
2017	13-13	22	12	34	7.5-42	4.5-38	0	0	0	1
Career	44-17	50	31	81	9.5-51	6.5-47	0	0	1-8	2

THE LAST TIME...

INDIVIDUAL

Rushed 30 times

OU: 37, Samaje Perine vs. Oklahoma State (12/3/16)
Opp.: 30, Justice Hill, Oklahoma State (11/4/17)

Rushed 40 times

OU: 55, Steve Owens at Oklahoma State (11/29/69)
Opp.: 40, Ricky Williams, Texas (10/11/97)

Rushed 50 times

OU: 55, Steve Owens at Oklahoma State (11/29/69)
Opp.: Has not happened since at least 1996

Rushed for 100 yards

OU: 118, Rodney Anderson vs. West Virginia (11/25/17)
Opp.: 137, Kennedy McKoy, West Virginia (11/25/17)

Quarterback rushed for 100 yards

OU: 103, Cody Thomas at Texas Tech (11/15/14)
Opp.: 142, Alex Delton, Kansas State (10/21/17)

Rushed for 200 yards

OU: 239, Samaje Perine vs. Oklahoma State (12/3/16)
Opp.: 228, Justice Hill, Oklahoma State (11/4/17)

Rushed for 300 yards

OU: 427, Samaje Perine vs. Kansas (11/22/14)
Opp.: 331, Justin Crawford, West Virginia (11/19/16)

Rushed for 400 yards

OU: 427, Samaje Perine vs. Kansas (11/22/14)
Opp.: Never

Two 100-yard rushers

OU: 164, Abdul Adams and 148, Trey Sermon at Baylor (9/23/17)
Opp.: 142, Alex Delton and 108, Alex Barnes, Kansas State (10/21/17)

Three 100-yard rushers

OU: 146, Trevor Knight, 144, Alex Ross & 110 Samaje Perine at Iowa St. (11/1/14)
Opp.: Never

Had a 70-yard run from scrimmage

OU: 99, Abdul Adams at Baylor (9/23/17)
Opp.: 75, Alex Barnes, Kansas State (10/21/17)

Had an 80-yard run from scrimmage

OU: 99, Abdul Adams at Baylor (9/23/17)
Opp.: 81, D'Onta Freeman, Texas (10/10/15)

Had a 90-yard run from scrimmage

OU: 99, Abdul Adams at Baylor (9/23/17)
Opp.: 99, Eric Vann, Kansas (10/4/97)

Rushed for three touchdowns

OU: 4, Rodney Anderson vs. West Virginia (11/25/17)
Opp.: 3, Kennedy McKoy, West Virginia (11/25/17)

Rushed for four touchdowns

OU: 4, Rodney Anderson vs. West Virginia (11/25/17)
Opp.: 4, Joseph Randle, Oklahoma State (11/24/12)

Rushed for five touchdowns

OU: 5, Samaje Perine vs. Kansas (11/22/14)
Opp.: Never

Rushed for six touchdowns

OU: 6, Quentin Griffin vs. Texas (10/7/00)
Opp.: Never

Passed for 300 yards

OU: 333, Baker Mayfield vs. TCU (11/11/17)
Opp.: 448, Mason Rudolph, Oklahoma State (11/4/17)

Passed for 400 yards

OU: 598, Baker Mayfield at Oklahoma State (11/4/17)
Opp.: 448, Mason Rudolph, Oklahoma State (11/4/17)

Passed for 500 yards

OU: 598, Baker Mayfield at Oklahoma State (11/4/17)
Opp.: 734, Patrick Mahomes, Texas Tech (10/22/16)

Attempted 40 passes

OU: 41, Baker Mayfield at Kansas State (10/21/17)
Opp.: 54, Mason Rudolph, Oklahoma State (11/4/17)

Attempted 50 passes

OU: 71, Landry Jones vs. Oklahoma State (11/24/12)
Opp.: 54, Mason Rudolph, Oklahoma State (11/4/17)

Attempted 60 passes

OU: 71, Landry Jones vs. Oklahoma State (11/24/12)
Opp.: 88, Patrick Mahomes, Texas Tech (10/22/16)

Threw three touchdown passes

OU: 4, Baker Mayfield vs. TCU (12/2/17)
Opp.: 5, Mason Rudolph, Oklahoma State (11/4/17)

Threw four touchdown passes

OU: 4, Baker Mayfield vs. TCU (12/2/17)
Opp.: 5, Mason Rudolph, Oklahoma State (11/4/17)

Threw five touchdown passes

OU: 5, Baker Mayfield at Oklahoma State (11/4/17)
Opp.: 5, Mason Rudolph, Oklahoma State (11/4/17)

Threw six touchdown passes

OU: 7, Baker Mayfield at Texas Tech (10/22/16)
Opp.: Under research

Non-quarterback touchdown pass

OU: 26 yards, Joe Mixon to Dede Westbrook vs. Kansas State (10/15/16)
Opp.: 1 yards, Kerryon Johnson to Jalen Harris, Auburn (1/2/17)

Caught 10 passes

OU: 10, Dede Westbrook vs. Texas (10/8/16)
Opp.: 11, Denzel Mims, Baylor (9/23/17)

Had 100 yards receiving

OU: 139, Rodney Anderson vs. TCU (11/11/17)
Opp.: 128, James Washington and 118 Tyron Johnson, Oklahoma State (11/4/17)

Two 100-yard receivers

OU: 265, Marquise Brown and 102, Mark Andrews, at Oklahoma State (11/4/17)
Opp.: 128, James Washington and 118 Tyron Johnson, Oklahoma State (11/4/17)

Had 150 yards receiving

OU: 265, Marquise Brown, at Oklahoma State (11/4/17)
Opp.: 192, Denzel Mims, Baylor (9/23/17)

Had 200 yards receiving

OU: 265, Marquise Brown, at Oklahoma State (11/4/17)
Opp.: 210, Taj Williams, TCU (10/1/16)

Had a 70-yard pass completion

OU: 84, Baker Mayfield to Marquise Brown and 77, Baker Mayfield to Marquise Brown, at Oklahoma State (11/4/17)
Opp.: 70, Nic Shimonek to Keke Coutee, Texas Tech (10/28/17)

Had an 80-yard pass completion

OU: 84, Baker Mayfield to Marquise Brown, at Oklahoma State (11/4/17)
Opp.: 90, Jake Waters to Tyler Lockett, Kansas State (11/23/13)

Had a 90-yard pass completion

OU: 90, Eric Moore to P.J. Mills vs. Iowa State (10/7/95)
Opp.: 90, Jake Waters to Tyler Lockett, Kansas State (11/23/13)

Caught two touchdown passes

OU: 2, Mark Andrews vs. TCU (12/2/17)
Opp.: 2, Marcell Ateman and Tyron Johnson, Oklahoma State (11/4/17)

Caught three touchdown passes

OU: 3, Joe Mixon at Texas Tech (10/22/16)
Opp.: 3, Denzel Mims, Baylor (9/23/17)

Caught four touchdown passes

OU: 4, Kenny Stills at West Virginia (11/17/12)
Opp.: 4, Noah Brown, Ohio State (9/17/16)

100-yard rusher and 100-yard receiver

OU: 151 (rush) and 139 (rec.) Rodney Anderson, vs. TCU (11/11/17)
Opp.: 228 (rush), Justice Hill, 128 (rec.), James Washinton & 118 (rec.) Tyron Johnson, Oklahoma State (11/4/17)

100-yard rusher and 100-yard receiver (same player)

OU: 151 (rush) and 139 (rec.) Rodney Anderson, vs. TCU (11/11/17)
Opp.: Has not happened since at least 1996

150-yard rusher and 150-yard receiver

OU: 263 (rush), Joe Mixon, 202 (rec.), Dede Westbrook at Texas Tech (10/22/16)
Opp.: 161 (rush), Zack Langer, 189 (rec.), Keyarris Garrett, Tulsa (9/19/15)

200-yard rusher and 200-yard receiver

OU: 263 (rush), Joe Mixon, 202 (rec.), Dede Westbrook at Texas Tech (10/22/16)
Opp.: 344 (rush), Tavon Austin, 205 (rec.), Stedman Bailey, West Virginia (11/17/12)

Returned a punt for a touchdown

OU: 71, Dede Westbrook vs. Kansas (10/29/16)
Opp.: 92, Tyreek Hill, Oklahoma State (12/6/14)

Returned a kickoff for a touchdown

OU: 97, Joe Mixon vs. Ohio State (9/17/16)
Opp.: 100, Fozzy Whittaker, Texas (10/8/11)

Returned an interception for a touchdown

OU: 77, Parnell Motley, Tulane (9/16/17)
Opp.: 68, Jerome Baker, Ohio State (9/17/16)

Returned a fumble for a touchdown

OU: 18, Caleb Kelly vs. TCU (12/2/17)
Opp.: 63, Cassius Sendish, Kansas (11/22/14)

Returned a blocked field goal for a touchdown

OU: 48, Darryl Bright vs. Texas Tech (11/21/98)
Opp.: Under research

Returned a blocked punt for a touchdown

OU: 0, Will Peoples vs. Texas Tech (11/23/02)
Opp.: 24, Nathan Jeffery, UTEP (9/1/12)

Had 10 tackles

OU: 11, Emmanuel Beal vs. West Virginia (11/25/17)
Opp.: 15, Travin Howard and 11, Ty Summers, TCU (12/2/17)

Had 15 tackles

OU: 15, Hatarri Byrd vs. Tulsa (9/19/15)
Opp.: 15, Travin Howard, TCU (12/2/17)

Had 20 tackles

OU: 22, Rocky Calmus at Colorado (10/30/99)
Opp.: 21, Jalen Reeves-Maybin, Tennessee (9/12/15)

Had multiple interceptions

OU: 2, Jordan Evans, vs. Baylor (11/12/16)
Opp.: 2, Dylan Haines, Texas (10/8/16)

Had at least 2.0 sacks

OU: 2.0, Ogbonnia Okoronkwo vs. Oklahoma State (12/3/16)
Opp.: 2.0, Calvin Bundage, Oklahoma State (11/4/17)

Blocked a punt

OU: Matt Dimon at Kansas (10/19/13)
Opp.: Zack Craig, Oklahoma State (12/7/13)

Blocked a field goal

OU: Devante Bond vs. Tulsa (9/19/15)
Opp.: A.J. Johnson, Tennessee (9/13/14)

Blocked an extra point attempt

OU: Devante Bond, vs. Clemson (12/29/14)
Opp.: Motekai Maile, Oklahoma State (11/28/15)

Recorded a safety

OU: Dominique Alexander at Baylor (11/7/13) (sack)
Opp.: Team, Texas A&M (11/6/10) (Bad snap thru end zone)

Made three field goals

OU: 3, Austin Seibert vs. Texas (10/14/17)
Opp.: 4, Connor Martin, Baylor (9/23/17)

Made a 50-yard field goal

OU: 51, Austin Seibert vs. West Virginia (11/25/17)
Opp.: 54, Josh Lambert, West Virginia (9/20/14)

Had a 70-yard punt

OU: 70, Jed Barnett at West Virginia (9/20/14)
Opp.: 73, Mike Brandtner, Iowa State (10/14/06)

Converted a two-point conversion

OU: Baker Mayfield pass to Dimitri Flowers at Kansas State (10/21/17)
Opp.: Kyle Kempt pass to Allen Lazard, Iowa State (10/7/17)

Returned a blocked PAT for a two-point conversion:

OU: Zack Sanchez at TCU (10/4/13)
Opp.: Quandre Diggs, Texas (10/13/12)

TEAM**Scored 40 points**

OU: 41-17, vs. TCU (12/2/17)
Opp: 52-62, Oklahoma State (11/4/17)

Scored 50 points

OU: 59-31, vs. West Virginia (11/25/17)
Opp: 52-62, Oklahoma State (11/4/17)

Scored 60 points

OU: 62-52, at Oklahoma State (11/4/17)
Opp.: 69-7, Nebraska (11/1/97)

Scored 70 points

OU: 79-10, vs. North Texas (9/1/07)
Opp.: 73-21, Nebraska (11/2/96)

Posted a shutout

OU: 55-0, at Kansas State (10/17/15)
Opp.: 29-0, at Texas A&M (11/7/98)

Rushed for 200 yards

OU: 218, vs. TCU (12/2/17)
Opp.: 250, West Virginia (11/25/17)

Rushed for 300 yards

OU: 313, vs. West Virginia (11/25/17)
Opp.: 388, West Virginia (11/19/16)

Rushed for 400 yards

OU: 405, Texas Tech (10/24/15)
Opp.: 458 at West Virginia (11/17/12)

Rushed for 500 yards

OU: 510, Kansas (11/22/14)
Opp.: Never

Rushed for 600 yards

OU: 768 vs. Kansas State (10/15/88)
Opp.: Never

Rushed for 700 yards

OU: 768 vs. Kansas State (10/15/88)
Opp.: Never

Rushed for less than 100 yards

OU: 70, vs. Houston (9/3/16)
Opp.: 83, TCU (12/2/17)

Rushed for five touchdowns

OU: 5 at West Virginia (11/19/16)
Opp.: 5, Baylor (11/8/14)

Rushed for six touchdowns

OU: 7, Texas Tech (10/24/15)
Opp.: 8, Nebraska (11/1/97)

Rushed for seven touchdowns

OU: 7, Texas Tech (10/24/15)
Opp.: 8, Nebraska (11/1/97)

Rushed for eight touchdowns

OU: 8, Florida A&M (9/8/12)
Opp.: 8, Nebraska (11/1/97)

Passed for 300 yards

OU: 333, vs. West Virginia (11/25/17)
Opp.: 448, Oklahoma State (11/4/17)

Passed for 400 yards

OU: 598, at Oklahoma State (11/4/17)
Opp.: 448, Oklahoma State (11/4/17)

Passed for 500 yards

OU: 598, at Oklahoma State (11/4/17)
Opp.: 734, Texas Tech (10/22/16)

Passed for less than 100 yards

OU: 39, Kansas (11/22/14)
Opp.: 54, Tulane (9/16/17)

Passed for five touchdowns

OU: 5, at Oklahoma State (11/4/17)
Opp.: 5, Oklahoma State (11/4/17)

Passed for six touchdowns

OU: 7, at Texas Tech (10/22/16)
Opp.: Never

Gained 500 yards total offense

OU: 646, vs. West Virginia (11/25/17)
Opp.: 661, Oklahoma State (11/4/17)

Gained 600 yards total offense

OU: 646, vs. West Virginia (11/25/17)
Opp.: 661, Oklahoma State (11/4/17)

Gained 700 yards total offense

OU: 785, at Oklahoma State (11/4/17)
Opp.: 854, Texas Tech (10/22/16)

Gained 800 yards total offense

OU: 854, at Texas Tech (10/22/16)
Opp.: 854, Texas Tech (10/22/16)

Held under 100 total yards

OU: 83, vs. Navy (10/2/65)
Opp.: 44 vs. Idaho State (9/12/09)

Held under 200 total yards

OU: 183, vs. Iowa State (10/16/10)
Opp.: 155, Kansas (11/18/17)

BEST OF THE 2000s

INDIVIDUAL

OFFENSE

Rushing Yards

427, Samaje Perine vs. Kansas (11/22/14)*
263, Joe Mixon at Texas Tech (10/22/16)
249, Adrian Peterson at Oklahoma State (10/30/04)
248, Quentin Griffin vs. Texas (10/12/02)
242, Samaje Perine at West Virginia (9/20/14)

Rushing Attempts

37, Samaje Perine vs. Oklahoma State (12/3/16)
36, Adrian Peterson at Kansas State (10/16/04)
35, Samaje Perine vs. Texas (10/8/16)
35, DeMarco Murray vs. Utah State (9/4/10)
35, Allen Patrick at Missouri (10/28/06)
35, Allen Patrick vs. Colorado (10/21/06)

Rushing Touchdowns

6, Quentin Griffin vs. Texas (10/7/00)*
5, Samaje Perine vs. Kansas (11/22/14)
5, DeMarco Murray vs. North Texas (9/1/07)

4, Done 8 times, MR:

Rodney Anderson vs. West Virginia (11/25/17)

Passing Yards

598, Baker Mayfield at Oklahoma State (11/4/17)*
554, Landry Jones at West Virginia (11/17/12)
545, Baker Mayfield at Texas Tech (10/22/16)
505, Landry Jones at Kansas State (10/29/11)
500, Landry Jones vs. Oklahoma State (11/24/12)

Pass Completions

46, Landry Jones vs. Oklahoma State (11/24/12)*
38, Landry Jones at West Virginia (11/17/12)
37, Landry Jones at Oklahoma State (11/27/10)
36, Done 5 times, MR: Landry Jones at Baylor (11/19/11)

Pass Attempts

71, Landry Jones vs. Oklahoma State (11/24/12)*
62, Landry Jones at Oklahoma State (11/27/10)
59, Landry Jones at Texas A&M (11/6/10)
58, Landry Jones at Nebraska (11/7/09)
55, Landry Jones vs. Texas Tech (10/22/11)

Passing Touchdowns

7, Baker Mayfield at Texas Tech (10/22/16)*
6, Landry Jones at West Virginia (11/17/12)
6, Landry Jones vs. Tulsa (9/19/09)

5, Done 18 times, MR:

Baker Mayfield at Oklahoma State (11/4/17)

Receptions

15, Sterling Shepard vs. Kansas State (10/18/14)*
15, Justin Brown vs. Oklahoma State (11/24/12)*
15, Jalen Saunders vs. Notre Dame (10/27/12)*
15, Ryan Broyles vs. Iowa State (10/16/10)*
14, Sterling Shepard at Baylor (11/14/15)
14, Ryan Broyles at Kansas State (10/29/11)
14, Ryan Broyles vs. Tulsa (9/3/11)

Receiving Yards

265, Marquise Brown at Oklahoma State (11/4/17)*
232, Dede Westbrook vs. Texas (10/8/16)
217, Ryan Broyles at Kansas (10/15/11)
215, Sterling Shepard at TCU (10/4/14)
208, Ryan Boyles vs. Colorado (10/30/10)

Receiving Touchdowns

4, Kenny Stills at West Virginia (11/17/12)*
4, Jermaine Gresham vs. Texas A&M (11/3/07)*
4, Trent Smith at Kansas (10/13/01)*
3, Done 15 times, MR: Joe Mixon at Texas Tech (10/22/16)

Total Offense

589, Baker Mayfield at Oklahoma State (11/4/17)*
572, Baker Mayfield vs. Tulsa (9/19/15)
564, Baker Mayfield at Texas Tech (10/22/16)
554, Landry Jones at West Virginia (11/17/12)
505, Landry Jones at Kansas State (10/29/11)

All-Purpose Yards

446, Samaje Perine vs. Kansas (11/22/14)*
377, Joe Mixon at Texas Tech (10/22/16)
316, Ryan Broyles vs. Oklahoma State (11/28/09)
301, Ryan Broyles at Kansas (10/15/11)
290, Rodney Anderson vs. TCU (11/11/17)

Tackles

19, Dominique Alexander vs. Texas (10/12/13)
19, Travis Lewis vs. Texas (10/11/08)
19, Lance Mitchell at Missouri (10/5/02)

Tackles for Loss

5.0, Pryce Macon vs. Nebraska (12/4/10)
5.0, Rufus Alexander vs. Middle Tennessee (9/23/06)
5.0, Teddy Lehman vs. Kansas State (12/6/03)
5.0, Jimmy Wilkerson at Baylor (11/4/00)
4.0, many times, MR: Frank Alexander vs. Texas (10/8/11)

Sacks

3.0, 14 times, MR: Charles Tapper at Kansas (10/31/15)

Interceptions

3, Tony Jefferson vs. Ball State (10/1/11)*
3, J.T. Thatcher vs. Kansas (9/30/00)*
2, 22 times, MR: Jordan Evans vs. Baylor (11/12/16)

Pass Breakups

5, Derrick Strait vs. Oklahoma State (11/24/01)
4, 8 times, MR: Jordan Thomas vs. Texas (10/8/16)

SPECIAL TEAMS

Field Goals Made

4, 6 times, MR: Michael Hunnicutt vs. Iowa State (11/26/11)*

LONGEST PLAYS

Rush

99, Abdul Adams at Baylor (9/23/17)*#
95, Damien Williams vs. Texas (10/13/12)#
92, DeMarco Murray vs. Utah State (9/15/07)#
89, Damien Williams vs. Florida A&M (9/8/12)#
84, Adrian Peterson vs. Oklahoma State (11/26/05)#

Pass Play

88, Baker Mayfield to Dede Westbrook vs. Kansas State (10/15/16)#
87, Kyler Murray to Marquise Brown vs. Tulane (9/16/17)#
86, Landry Jones to Cameron Kenney at OSU (11/27/10)#
84, Baker Mayfield to Marquise Brown at Oklahoma State (11/4/17)#
82, Baker Mayfield to CeeDee Lamb vs. Tulane (9/16/17)#
82, Blake Bell to Jaz Reynolds vs. Tulsa (9/14/13)

Punt

85, Tress Way vs. Utah State (9/4/10)
75, Tress Way at TCU (12/1/12)
75, Michael Cohen at Texas A&M (11/4/06)
74, Tress Way vs. Oklahoma State (11/28/09)
73, Cody Freeby at Texas Tech (11/19/05)

Field Goal

53, Michael Hunnicutt at Kansas State (10/29/11)
53, Garrett Hartley vs. Utah State (9/15/07)
52, Garrett Hartley vs. Texas (10/8/05)
51, Austin Seibert vs. West Virginia (11/25/17)
50, Garrett Hartley at Nebraska (10/29/05)

Punt Return

91, Antonio Perkins at Tulsa (8/30/02)#
91, Jalen Saunders vs. Iowa State (11/16/13)#
90, Justin Brown vs. Kansas (10/20/12)#
87, Ryan Broyles vs. Oklahoma State (11/28/09)#
84, Antonio Perkins vs. UCLA (9/20/03)#

Kick Return

100, Alex Ross at West Virginia (9/20/14)*#
100, Roy Finch vs. Kansas (10/20/12)*#
100, Mark Bradley at Iowa State (10/4/03)*#
97, Joe Mixon vs. Ohio State (9/17/16)#
93, J.T. Thatcher at Kansas State (10/14/00)

Interception Return

100, Julian Wilson vs. Tennessee (9/13/14)*#
97, Derrick Strait at Texas Tech (11/22/03)
85, Dominique Franks at Kansas (10/24/09)#
85, J.T. Thatcher vs. Texas Tech (11/18/00)#
80, Jordan Evans at West Virginia (11/19/16)#

Fumble Return

69, Cory Heinecke at Air Force (9/1/01)*#
61, Reggie Smith vs. Miami (FL) (9/8/07)#
56, Jamell Fleming vs. Texas (10/8/11)#
53, Keenan Clayton vs. Texas Tech (11/22/08)

* School record

Play resulted in a touchdown

TEAM

OFFENSE

First Downs

44, vs. Oklahoma State (11/24/12)
 41, at Iowa State (11/1/14)
 39, vs. Missouri (12/6/08)
 38, vs. Tulsa (9/19/15)
 37, vs. Iowa State (10/16/10)

Rushing Yards

510, vs. Kansas (11/22/14)
 510, at Iowa State (11/1/14)
 405, vs. Texas Tech (10/24/15)
 405, vs. Iowa State (11/16/13)
 384, at Texas Tech (11/15/14)

Rushing Attempts

66, vs. Iowa State (10/19/02)
 64, at West Virginia (11/19/16)
 63, vs. Oklahoma State (12/6/14)
 61, vs. Texas A&M (11/8/03)
 61, vs. Texas Tech (11/23/02)

Rushing Touchdowns

8, vs. Florida A&M (9/8/12)
 7, vs. Texas Tech (10/24/15)
 7, vs. North Texas (9/1/07)
 7, vs. Texas (10/7/00)
 6, vs. Texas (10/13/12)
 6, vs. Missouri (12/6/08)

Passing Yards

598, at Oklahoma State (11/4/17)

554, at West Virginia (11/17/12)
 545, at Texas Tech (10/22/16)
 520, at Kansas State (10/29/11)
 512, vs. Oklahoma State (11/24/12)

Pass Completions

47, vs. Oklahoma State (11/24/12)
 39, vs. Tulsa (9/3/11)
 39, vs. Tulsa (11/3/01)
 38, at West Virginia (11/17/12)
 37, at Oklahoma State (11/27/10)
 37, at Kansas State (10/29/11)

Pass Attempts

73, vs. Oklahoma State (11/24/12)
 62, at Oklahoma State (11/27/10)
 60, at Texas A&M (11/6/10)
 58, at Nebraska (11/7/09)
 55, vs. Texas Tech (10/22/11)

Passing Touchdowns

7, at Texas Tech (10/22/16)
 6, at West Virginia (11/17/12)
 6, vs. Tulsa (9/19/09)
 6, vs. Miami (FL) (9/8/07)

5, 22 times, MR: at Oklahoma State (11/4/17)

Total Offense

854, at Texas Tech (10/22/16)
785, at Oklahoma State (11/4/17)
 773, vs. Tulsa (9/19/15)
 751, at Iowa State (11/1/14)
 710, at Kansas (10/31/15)

Points

79, vs. North Texas (9/1/07)
 77, vs. Texas A&M (11/8/03)
 69, vs. Florida A&M (9/8/12)
 68, vs. UTEP (9/14/02)
 66, at Texas Tech (10/22/16)
 66, at Texas A&M (11/8/08)

DEFENSE

Fewest First Downs Allowed

1, vs. Chattanooga (8/30/08)
 3, vs. Colorado (12/4/04)
 3, vs. Texas A&M (11/8/03)
 5, vs. Colorado (10/21/06)
 5, vs. Iowa State (10/19/02)
 5, vs. Texas A&M (11/10/01)

Fewest Rush Yards Allowed

-48, at Baylor (11/18/06)
 -22, vs. Idaho State (9/12/09)
 -7, at Texas Tech (11/17/01)
 -7, vs. Texas (10/7/00)
 -4, vs. Colorado (12/4/04)

Fewest Pass Yards Allowed

13, vs. Arkansas (1/1/02)
 16, at Kansas (10/19/13)
 20, vs. Chattanooga (8/30/08)
 25, at Baylor (11/4/00)
 32, vs. Texas A&M (11/8/03)

Fewest Completions Allowed

2, vs. Arkansas (1/1/02)
 3, vs. Chattanooga (8/30/08)
 3, vs. Colorado (10/21/06)
 4, vs. Texas A&M (11/8/03)
 4, vs. Iowa State (10/19/02)

Fewest Total Yards Allowed

36, vs. Chattanooga (8/30/08)
 44, vs. Idaho State (9/12/09)
 46, vs. Colorado (12/4/04)
 50, vs. Arkansas (1/1/02)
 54, vs. Texas A&M (11/8/03)

Fewest Points Allowed

0, 13 times, MR: at Kansas State (10/17/15)

Most Sacks Recorded

9, vs. Arkansas (1/1/02)
 9, at Nebraska (10/29/05)
 8, vs. Texas (10/8/11)
 7, 7 times, MR: vs. West Virginia (10/3/15)

Most Interceptions Recorded

5, at Texas Tech (11/22/03)
 5, vs. Kansas (9/30/00)
 4, vs. Texas Tech (10/24/15)
 4, vs. Texas (10/6/01)
 3, 25 times, MR: vs. TCU (11/21/15)

Most Turnovers Forced

7, vs. Kansas (9/30/00)
 7, vs. UTEP (9/2/00)
 6, vs. Texas (10/11/03)
 5, 10 times, MR: vs. West Virginia (10/3/15)

2017 SCHEDULE AND RESULTS (OVERALL: 12-1 | BIG 12: 8-1 | HOME: 5-1 | AWAY: 5-0 | NEUTRAL: 2-0)

Date	CFP/AP/C	Opponent (Rank)	TV	Site	Time/Result	Attend.	Top Passer	Top Rusher	Top Receiver	Top Tackler
Sept. 2	(NA/7/8)	UTEP	FOX	Norman	W, 56-7	86,076	Mayfield (19-20-329-0, 3 TD)	Adams (7-53-0)	Andrews (7-134-1)	Beal/Lott/Okoronkwo (4)
Sept. 9	(NA/5/6)	at Ohio State (NA/2/2)	ABC	Columbus, Ohio	W, 31-16	109,088	Mayfield (27-35-386-0, 3 TD)	Sermon (17-62-0)	Flowers (7-98-1)	Beal (9)
Sept. 16	(NA/2/3)	Tulane	PPV	Norman	W, 56-14	86,290	Mayfield (17-27-331-0, 4 TD)	Adams (8-93-0)	M. Brown (6-155-1)	Gallimore/Okoronkwo (9)
Sept. 23	(NA/3/3)	at Baylor	FS1	Waco, Texas	W, 49-41	43,573	Mayfield (13-19-283-0, 3 TD)	Adams (11-164-1)	Andrews (3-72-1)	Beal/Ke. Murray (8)
Oct. 7	(NA/3/3)	Iowa State	FOX	Norman	L, 31-38	86,019	Mayfield (24-33-306-0, 2 TD)	Sermon (18-90-0)	Flowers (7-95-0)	Johnson (8)
Oct. 14	(NA/12/12)	vs. Texas (NA/NR/RV)	ESPN	Dallas, Texas	W, 29-24	93,552	Mayfield (17-27-302-1, 2 TD)	Sermon (20-96-0)	Andrews (4-104-1)	Beal/Ke. Murray (7)
Oct. 21	(NA/9/9)	at Kansas State	FOX	Manhattan, Kan.	W, 42-35	52,122	Mayfield (32-41-410-1, 2 TD)	Anderson (19-147-1)	M. Brown (6-126-0)	Johnson (10)
Oct. 28	(NA/10/9)	Texas Tech	ABC	Norman	W, 49-27	86,309	Mayfield (22-34-281-1, 4 TD)	Anderson (24-181-1)	Lamb (9-147-2)	Okoronkwo (10)
Nov. 4	(5/8/9)	at Okla. State (11/11/10)	FS1	Stillwater, Okla.	W, 62-52	56,790	Mayfield (24-36-598-2, 5 TD)	Anderson (21-111-1)	M. Brown (9-265-2)	Norwood (7)
Nov. 11	(5/5/7)	TCU (6/8/9)	FOX	Norman	W, 38-20	88,308	Mayfield (18-27-333-0, 3 TD)	Anderson (23-151-2)	Anderson (5-139-2)	Overton (6)
Nov. 18	(4/3/5)	at Kansas	ESPN	Lawrence, Kan.	W, 41-3	22,854	Mayfield (20-30-257-0, 3 TD)	Anderson (16-77-0)	Calcaterra (4-67-0)	Motley (6)
Nov. 25	(4/3/5)	West Virginia (NA/RV/RV)	ESPN	Norman	W, 59-31	86,117	Mayfield (14-17-281-0, 3 TD)	Anderson (13-118-4)	Lamb (4-92-1)	Beal (11)
Dec. 2	(3/2/2)	vs. TCU (11/10/12)	FOX	Arlington, Texas	W, 41-17	64,104	Mayfield (15-23-243-0, 4 TD)	Anderson (24-93-0)	M. Brown (3-87-1)	Beal/Johnson (8)
Jan. 1	(2/2/2)	vs. Georgia (3/3/3)	ESPN	Pasadena, Calif.	4:10 p.m. CT					

TEAM STATISTICS

	OU	OPP
SCORING	584	325
Points Per Game	44.9	25.0
Points Off Turnovers	78	41
FIRST DOWNS	337	265
Rushing	129	110
Passing	191	121
Penalty	17	34
RUSHING YARDAGE	2807	1874
Yards gained rushing	3072	2185
Yards lost rushing	265	311
Rushing Attempts	501	466
Average Per Rush	5.6	4.0
Average Per Game	215.9	144.2
TDs Rushing	31	19
PASSING YARDAGE	4776	3128
Comp-Att-Int	285-397-5	247-418-8
Average Per Pass	12.0	7.5
Average Per Catch	16.8	12.7
Average Per Game	367.4	240.6
TDs Passing	44	21
TOTAL OFFENSE	7583	5002
Total Plays	898	884
Average Per Play	8.4	5.7
Average Per Game	583.3	384.8
KICK RETURNS: #-YARDS	36-707	19-430
PUNT RETURNS: #-YARDS	16-91	7-110
INT RETURNS: #-YARDS	8-145	5-42
KICK RETURN AVERAGE	19.6	22.6
PUNT RETURN AVERAGE	5.7	15.7
INT RETURN AVERAGE	18.1	8.4
FUMBLES-LOST	13-7	16-9
PENALTIES-YARDS	81-803	68-593
Average Per Game	61.8	45.6
PUNTS-YARDS	36-1532	68-2871
Average Per Punt	42.6	42.2
Net punt average	37.8	39.7
KICKOFFS-YARDS	104-6378	64-3928
Average Per Kick	61.3	61.4
Net kick average	38.0	39.8
TIME OF POSSESSION/Game	31:44	28:16
3RD-DOWN Conversions	62/144	70/181
3rd-Down Pct	43%	39%
4TH-DOWN Conversions	12/23	13/22
4th-Down Pct	52%	59%
SACKS BY-YARDS	24-177	21-138
MISC YARDS	0	0
TOUCHDOWNS SCORED	77	40
FIELD GOALS-ATTEMPTS	15-18	15-19
ON-SIDE KICKS	0-0	2-3
RED-ZONE SCORES	(59-65) 91%	(40-46) 87%
RED-ZONE TOUCHDOWNS	(47-65) 72%	(27-46) 59%
PAT-ATTEMPTS	(75-75) 100%	(36-37) 97%
ATTENDANCE	519119	284427
Games/Avg Per Game	6/86520	5/56885
Neutral Site Games		2/78828

SCORE BY QUARTERS

	1	2nd	3rd	4th	OT	TOTAL
Oklahoma	163	179	124	118	-	584
Opponents	85	102	63	75	-	325

RUSHING

Name	G	Att	Gain	Loss	Net	Avg	TD	Long	Avg/G
Anderson, Rodney	13	162	983	23	960	5.9	11	58	73.8
Sermon, Trey	13	119	724	14	710	6.0	5	60	54.6
Adams, Abdul	11	59	550	8	542	9.2	1	99	49.3
Mayfield, Baker	13	85	460	150	310	3.6	5	54	23.8
Murray, Kyler	6	13	143	1	142	10.9	0	66	23.7
Sutton, Marcelias	12	22	137	7	130	5.9	2	21	10.8
Badet, Jeff	13	5	35	3	32	6.4	0	24	2.5
Flowers, Dimitri	13	13	27	1	26	2.0	4	6	2.0
Smallwood, Jordan	13	2	6	0	6	3.0	2	3	0.5
Bissoon, Najee	1	3	5	1	4	1.3	0	4	4.0
Uhles, Jaxon	13	1	1	0	1	1.0	1	1	0.1
Castiglione, Joe	1	1	1	0	1	1.0	0	1	1.0
TEAM	12	15	0	25	-25	-1.7	0	0	-2.1
Seibert, Austin	13	1	0	32	-32	-32.0	0	0	-2.5
Total	13	501	3072	265	2807	5.6	31	99	215.9
Opponents	13	466	2185	311	1874	4.0	19	75	144.2

PASSING

Name	G	Effic	Comp-Att-Int	Pct	Yds	TD	Long	Avg/G
Mayfield, Baker	13	203.8	262-369-5	71.0	4340	41	84	333.8
Murray, Kyler	6	276.5	18-21-0	85.7	359	3	87	59.8
Schafer, Tanner	1	90.2	3-5-0	60.0	18	0	7	18.0
Mead, Jeffery	10	242.8	1-1-0	100.0	17	0	17	1.7
Sermon, Trey	13	452.8	1-1-0	100.0	42	0	42	3.2
Total	13	206.9	285-397-5	71.8	4776	44	87	367.4
Opponents	13	134.7	247-418-8	59.1	3128	21	72	240.6

RECEIVING

Name	G	No	Yds	Avg	TD	Long	Avg/G
Andrews, Mark	13	58	906	15.6	8	59	69.7
Brown, Marquise	12	49	981	20.0	6	87	81.8
Lamb, CeeDee	13	40	741	18.5	7	82	57.0
Badet, Jeff	13	25	396	15.8	3	54	30.5
Flowers, Dimitri	13	23	411	17.9	4	52	31.6
Jones, Mykel	13	16	310	19.4	1	55	23.8
Anderson, Rodney	13	16	283	17.7	5	46	21.8
Sermon, Trey	13	16	139	8.7	2	24	10.7
Calcaterra, Grant	13	10	162	16.2	3	21	12.5
Smallwood, Jordan	13	10	97	9.7	1	29	7.5
Mead, Jeffery	10	6	98	16.3	0	33	9.8
Adams, Abdul	11	5	80	16.0	1	34	7.3
Sutton, Marcelias	12	3	32	10.7	0	21	2.7
Morris, Lee	13	2	61	30.5	2	43	4.7
Tease, Myles	12	2	51	25.5	1	46	4.2
Nevel, Chase	2	2	13	6.5	0	7	6.5
Iheke, Sam	1	1	10	10.0	0	10	10.0
Uhles, Jaxon	13	1	5	5.0	0	5	0.4
Total	13	285	4776	16.8	44	87	367.4
Opponents	13	247	3128	12.7	21	72	240.6

PUNT RETURNS

Name	No.	Yds	Avg	TD	Long
Lamb, CeeDee	12	74	6.2	0	21
Badet, Jeff	2	5	2.5	0	6
Anderson, Rodney	1	7	7.0	0	7
Thomas, Jordan	1	5	5.0	0	5
Total	16	91	5.7	0	21
Opponents	7	110	15.7	0	52

KICK RETURNS

Name	No.	Yds	Avg	TD	Long
Sutton, Marcelias	19	400	21.1	0	40
Badet, Jeff	12	269	22.4	0	70
Anderson, Rodney	4	38	9.5	0	21
Thomas, Jordan	1	0	0.0	0	0
Total	36	707	19.6	0	70
Opponents	19	430	22.6	0	56

INTERCEPTIONS

Name	No.	Yds	Avg	TD	Long
Motley, Parnell	2	77	38.5	1	77
Johnson, Will	2	19	9.5	0	19
Kelly, Caleb	1	0	0.0	0	0
Barnes, Robert	1	0	0.0	0	0
Beal, Emmanuel	1	3	3.0	0	3
Thomas, Jordan	1	46	46.0	0	46
Total	8	145	18.1	1	77
Opponents	5	42	8.4	0	35

FUMBLE RETURNS

Name	No.	Yds	Avg	TD	Long
Kelly, Caleb	1	18	18.0	1	18
Total	1	18	18.0	1	18
Opponents	0	0	—	0	—

FIELD GOALS BY PLAYER

Name	FGM-FGA	Pct.	01-19	20-29	30-39	40-49	50-99	Lg	Blk
Seibert, Austin	15-18	83.3	1-1	5-5	5-6	3-5	1-1	51	0

FIELD GOALS SEQUENCE

	Oklahoma	Opponents
UTEP	—	—
Ohio State	37, (35)	(24), (24), (32)
Tulane	—	—
Baylor	—	35, (32), (41), (46), (36)
Iowa State	(25), 44	(25), (32), (42)
Texas	(25), (28), (36)	(34)
Kansas State	(19), (36)	59
Texas Tech	(20), (36)	(29)
Oklahoma State	—	—
TCU	(49)	30
Kansas	(27), (32)	(23), 39
West Virginia	(51)	(28)
TCU	(41), 43, (40)	(26)

Numbers in parentheses indicate field goal was made

PUNTING

Name	No.	Yds.	Avg.	Long	TB	FC	I20	50+	Blkd
Seibert, Austin	36	1532	42.6	57	3	14	10	10	0
Total	36	1532	42.6	57	3	14	10	10	0
Opponents	68	2871	42.2	69	4	28	26	14	0

KICKOFFS

Name	No.	Yds.	Avg.	TB	OB	Ret.	Net	YdLn
Seibert, Austin	103	6328	61.4	79	3	—	—	—
Pfau, Kyle	1	50	50.0	1	0	—	—	—
Total	104	6378	61.3	80	3	22.6	38.0	27
Opponents	64	3928	61.4	27	1	19.6	39.8	25

SCORING

Name	TD	FGs	PAT Kick	PAT Rush	PAT Rcv	PAT Pass	DXP	Saf	Points
Seibert, Austin	0	15-18	75-75	0-0	0	0-0	0	0	120
Anderson, Rodney	16	0-0	0-0	0-0	0	0-0	0	0	96
Flowers, Dimitri	8	0-0	0-0	0-0	1	0-0	0	0	50
Andrews, Mark	8	0-0	0-0	0-0	0	0-0	0	0	48
Sermon, Trey	7	0-0	0-0	0-0	0	0-0	0	0	42
Lamb, CeeDee	7	0-0	0-0	0-0	0	0-0	0	0	42
Brown, Marquise	6	0-0	0-0	0-0	0	0-0	0	0	36
Mayfield, Baker	5	0-0	0-0	0-0	0	1-2	0	0	30
Calcaterra, Grant	3	0-0	0-0	0-0	0	0-0	0	0	18
Badet, Jeff	3	0-0	0-0	0-0	0	0-0	0	0	18
Smallwood, Jordan	3	0-0	0-0	0-0	0	0-0	0	0	18
Morris, Lee	2	0-0	0-0	0-0	0	0-0	0	0	12
Adams, Abdul	2	0-0	0-0	0-0	0	0-0	0	0	12
Sutton, Marcelias	2	0-0	0-0	0-0	0	0-0	0	0	12
Jones, Mykel	1	0-0	0-0	0-0	0	0-0	0	0	6
Uhles, Jaxon	1	0-0	0-0	0-0	0	0-0	0	0	6
Tease, Myles	1	0-0	0-0	0-0	0	0-0	0	0	6
Motley, Parnell	1	0-0	0-0	0-0	0	0-0	0	0	6
Kelly, Caleb	1	0-0	0-0	0-0	0	0-0	0	0	6
Total	77	15-18	75-75	0-0	1	1-2	0	0	584
Opponents	40	15-19	36-37	0-0	2	2-3	0	0	325

ALL-PURPOSE YARDS

Name	G	Rush	Rec	PR	KOR	IR	Tot	Avg/G
Anderson, Rodney	13	960	283	7	38	0	1288	99.1
Brown, Marquise	12	0	981	0	0	0	981	81.8
Andrews, Mark	13	0	906	0	0	0	906	69.7
Sermon, Trey	13	710	139	0	0	0	849	65.3
Lamb, CeeDee	13	0	741	74	0	0	815	62.7
Badet, Jeff	13	32	396	5	269	0	702	54.0
Adams, Abdul	11	542	80	0	0	0	622	56.5
Sutton, Marcelias	12	130	32	0	400	0	562	46.8
Flowers, Dimitri	13	26	411	0	0	0	437	33.6
Jones, Mykel	13	0	310	0	0	0	310	23.8
Mayfield, Baker	13	310	0	0	0	0	310	23.8
Calcaterra, Grant	13	0	162	0	0	0	162	12.5
Murray, Kyler	6	142	0	0	0	0	142	23.7
Smallwood, Jordan	13	6	97	0	0	0	103	7.9
Mead, Jeffery	10	0	98	0	0	0	98	9.8
Motley, Parnell	13	0	0	0	0	77	77	5.9
Morris, Lee	13	0	61	0	0	0	61	4.7
Thomas, Jordan	11	0	0	5	0	46	51	4.6
Tease, Myles	12	0	51	0	0	0	51	4.2
Johnson, Will	11	0	0	0	0	19	19	1.7
Nevel, Chase	2	0	13	0	0	0	13	6.5
Iheke, Sam	1	0	10	0	0	0	10	10.0
Uhles, Jaxon	13	1	5	0	0	0	6	0.5
Bissoon, Najee	1	4	0	0	0	0	4	4.0
Beal, Emmanuel	13	0	0	0	0	3	3	0.2
Castiglione, Joe	1	1	0	0	0	0	1	1.0
TEAM	12	-25	0	0	0	0	-25	-2.1
Seibert, Austin	13	-32	0	0	0	0	-32	-2.5
Total	13	2807	4776	91	707	145	8526	655.8
Opponents	13	1874	3128	110	430	42	5584	429.5

TOTAL OFFENSE

Name	G	Plays	Rush	Pass	Total	Avg/G
Mayfield, Baker	13	454	310	4340	4650	357.7
Anderson, Rodney	13	162	960	0	960	73.8
Sermon, Trey	13	120	710	42	752	57.8
Adams, Abdul	11	59	542	0	542	49.3
Murray, Kyler	6	34	142	359	501	83.5
Sutton, Marcelias	12	22	130	0	130	10.8
Badet, Jeff	13	5	32	0	32	2.5
Flowers, Dimitri	13	13	26	0	26	2.0
Schafer, Tanner	1	5	0	18	18	18.0
Mead, Jeffery	10	1	0	17	17	1.7
Smallwood, Jordan	13	2	6	0	6	0.5
Bissoon, Najee	1	3	4	0	4	4.0
Uhles, Jaxon	13	1	1	0	1	0.1
Castiglione, Joe	1	1	1	0	1	1.0
TEAM	12	15	-25	0	-25	-2.1
Seibert, Austin	13	1	-32	0	-32	-2.5
Total	13	898	2807	4776	7583	583.3
Opponents	13	884	1874	3128	5002	384.8

OFFENSIVE GAME-BY-GAME

PASSING

#6 Baker Mayfield	Att	Comp	INT	Pct	Yards	TD	Long	Sack	Yds	Effic
UTEP	20	19	0	95.0	329	3	51	1	10	282.7
Ohio State	35	27	0	77.1	386	3	42	2	13	198.1
Tulane	27	17	0	63.0	331	4	82	1	6	214.8
Baylor	19	13	0	68.4	283	3	52	2	15	245.6
Iowa State	33	24	0	72.7	306	2	29	2	11	170.6
Texas	27	17	1	63.0	302	2	59	2	9	174.0
Kansas State	41	32	1	78.0	410	2	66	2	17	173.3
Texas Tech	34	22	1	64.7	281	4	30	1	4	167.1
Oklahoma State	36	24	2	66.7	598	5	84	5	33	240.9
TCU	27	18	0	66.7	333	3	50	1	10	206.9
Kansas	30	20	0	66.7	257	3	34	1	4	171.6
West Virginia	17	14	0	82.4	281	3	62	0	0	279.4
TCU	23	15	0	65.2	243	4	55	1	6	211.4
TOTALS	369	262	5	71.0	4340	41	84	21	138	203.8

#1 Kyler Murray	Att	Comp	INT	Pct	Yards	TD	Long	Sack	Yds	Effic
UTEP	11	10	0	90.9	149	1	43	0	0	234.7
Tulane	3	3	0	100.0	103	1	87	0	0	498.4
Kansas	5	3	0	60.0	55	0	33	0	0	152.4
West Virginia	2	2	0	100.0	52	1	46	0	0	483.4
TOTALS	21	18	0	85.7	359	3	87	0	0	276.5

#9 Tanner Schafer	Att	Comp	INT	Pct	Yards	TD	Long	Sack	Yds	Effic
UTEP	5	3	0	60.0	18	0	7	0	0	90.2
TOTALS	5	3	0	60.0	18	0	7	0	0	90.2

#15 Jeffery Mead	Att	Comp	INT	Pct	Yards	TD	Long	Sack	Yds	Effic
Iowa State	1	1	0	100.0	17	0	17	0	0	242.8
TOTALS	1	1	0	100.0	17	0	17	0	0	242.8

#4 Trey Sermon	Att	Comp	INT	Pct	Yards	TD	Long	Sack	Yds	Effic
Texas	1	1	0	100.0	42	0	42	0	0	452.8
TOTALS	1	1	0	100.0	42	0	42	0	0	452.8

RUSHING

Player	No-Yds/TD	UTEP	OHST	TLN	BU	ISU	UT	KSU	TTU	OSU	TCU	KU	WVU	TCU
Anderson, Rodney	162-960/11	4-14/1	3-10/0	4-8/0	-	1-2/0	10-48/1	19-147/1	24-181/1	21-111/1	23-151/2	16-77/0	13-118/4	24-93/0
Sermon, Trey	119-710/5	7-51/0	17-62/0	7-22/1	12-148/2	18-90/0	20-96/0	4-18/0	-	10-81/1	3--1/0	5-30/1	6-50/0	10-63/0
Adams, Abdul	59-542/1	7-53/0	6-20/0	8-93/0	11-164/1	3-42/0	DNP	DNP	10-95/0	1-4/0	1-2/0	4-7/0	8-62/0	-
Mayfield, Baker	85-310/5	2--8/0	7--5/0	4-0/0	8-30/0	11-57/1	7-27/0	9-69/2	6-20/1	8--9/1	11-50/0	4-9/0	2-5/0	6-65/0
Murray, Kyler	13-142/0	3-8/0	1-9/0	1-8/0	DNP	DNP	DNP	2-4/0	DNP	DNP	DNP	3-33/0	3-80/0	DNP
Sutton, Marcellias	22-130/2	9-52/1	-	6-63/1	5-3/0	DNP	-	1-4/0	1-8/0	-	-	-	-	-
Badet, Jeff	5-32/0	-	2-5/0	1-2/0	-	-	-	-	1-24/0	-	-	1-1/0	-	-
Flowers, Dimitri	13-26/4	2-5/1	-	-	1-3/1	1-1/1	2-3/0	2--1/0	3-12/1	-	1-1/0	-	1-2/0	-
Smallwood, Jordan	2-6/2	-	1-3/1	-	-	-	-	-	-	-	-	1-3/1	-	-
Bissoon, Najee	3-4/0	3-4/0	DNP	DNP	DNP	DNP	DNP	DNP	DNP	DNP	DNP	DNP	DNP	DNP
Uhles, Jaxon	1-1/1	1-1/1	-	-	-	-	-	-	-	-	-	-	-	-
Castiglione, Joe	1-1/0	DNP	DNP	1-1/0	DNP	DNP	DNP	DNP	DNP	DNP	DNP	DNP	DNP	DNP
TEAM	15--25/0	DNP	-	-	3--6/0	1--2/0	-	-	2--4/0	-	2--3/0	2--3/0	2--4/0	3--3/0
Seibert, Austin	1--32/0	-	-	-	-	-	-	1--32/0	-	-	-	-	-	-

RECEIVING

Player	No-Yds/TD	UTEP	OHST	TLN	BU	ISU	UT	KSU	TTU	OSU	TCU	KU	WVU	TCU
Brown, Marquise	49-981/6	3-32/0	DNP	6-155/1	3-27/0	2-16/0	4-73/0	6-126/0	5-49/1	9-265/2	2-56/0	4-31/1	2-64/0	3-87/1
Andrews, Mark	58-906/8	7-134/1	2-23/0	4-76/0	3-72/1	3-50/0	4-104/1	7-61/0	6-79/1	3-102/0	4-44/0	4-42/1	4-61/1	7-58/2
Lamb, CeeDee	40-741/7	3-21/1	5-61/0	4-131/2	3-68/0	2-26/1	3-74/0	1-12/0	9-147/2	3-51/0	2-53/0	1-5/0	4-92/1	-
Flowers, Dimitri	23-411/4	1-18/0	7-98/1	-	1-52/1	7-95/0	1-7/0	2-20/1	-	1-49/1	-	1-30/0	1-24/0	1-18/0
Badet, Jeff	25-396/3	4-91/0	5-82/0	1-13/0	2-57/1	1-19/0	2-59/1	5-42/0	-	1-5/1	-	3-20/0	1-8/0	-
Jones, Mykel	16-310/1	-	2-48/0	-	-	1-10/0	-	3-76/0	-	3-53/0	3-23/0	1-33/0	-	3-67/1
Anderson, Rodney	16-283/5	1-9/0	1-12/0	-	-	1-6/0	-	4-30/1	-	2-48/1	5-139/2	2-39/1	-	-
Calcaterra, Grant	10-162/3	2-29/1	1-21/0	-	-	-	-	-	-	-	1-13/1	4-67/0	2-32/1	-
Sermon, Trey	16-139/2	-	3-23/1	-	-	5-54/1	2-11/0	2-7/0	-	2-25/0	-	-	1-6/0	1-13/0
Mead, Jeffery	6-98/0	1-12/0	-	1-6/0	-	-	2-16/0	1-31/0	-	DNP	DNP	1-33/0	-	DNP
Smallwood, Jordan	10-97/1	3-26/0	-	1-11/1	-	2-40/0	-	1-5/0	1-3/0	-	-	2-12/0	-	-
Adams, Abdul	5-80/1	1-34/0	-	2-32/1	1-7/0	1-7/0	DNP	DNP	-	-	-	-	-	-
Morris, Lee	2-61/2	1-43/1	1-18/1	-	-	-	-	-	-	-	-	-	-	-
Tease, Myles	2-51/1	1-5/0	DNP	-	-	-	-	-	-	-	-	-	1-46/1	-
Sutton, Marcellias	3-32/0	2-29/0	-	-	-	DNP	-	-	1-3/0	-	-	-	-	-
Nevel, Chase	2-13/0	2-13/0	DNP	-	DNP	DNP	DNP	DNP	DNP	DNP	DNP	DNP	DNP	DNP
Iheke, Sam	1-10/0	DNP	DNP	1-10/0	DNP	DNP	DNP	DNP	DNP	DNP	DNP	DNP	DNP	DNP
Uhles, Jaxon	1-5/0	-	-	-	-	-	-	-	-	-	1-5/0	-	-	-

TEAM TOTALS

	Score	1st Downs	Rushing No-Yds-TD	Passing (C-A-I-Yds-TD)	Total Offense (Play-Yds)	Punts No.-Avg.	Fumbles No.-Lost	Penalties No.-Yds	KO Ret. No.-Yds	Punt Ret. No.-Yds	Int. Ret. No.-Yds.	3rd-Down Conv.	Time of Poss.
UTEP	7	11	21-73-1	16-27-0-94-0	48-167	8-44.0	1-1	5-50	2-45	0-0	0-0	4 of 12	25:24
Oklahoma	56	35	38-180-4	32-36-0-496-4	74-676	1-32.0	0-0	5-60	1-23	4-26	0-0	4 of 7	34:36
Oklahoma at Ohio State	31	27	37-104-1	27-35-0-386-3	72-490	1-34.0	2-2	3-26	4-79	0-0	1-0	4 of 11	35:17
Tulane	14	20	34-167-1	19-35-1-183-0	69-350	4-45.8	0-0	9-87	1-56	1-0	0-0	7 of 15	24:43
Oklahoma	56	24	32-197-2	20-30-0-434-5	62-631	2-42.0	2-2	4-37	1-18	0-0	1-77	4 of 7	22:53
Oklahoma at Baylor	49	20	40-342-4	13-19-0-283-3	59-625	5-46.6	2-1	10-105	6-155	1-2	0-0	4 of 10	28:53
Iowa State	41	22	35-60-0	33-50-0-463-4	85-523	4-43.2	2-1	6-29	0-0	2-47	0-0	9 of 21	31:07
Oklahoma at Kansas State	38	21	32-81-1	20-27-0-368-3	59-449	2-48.0	0-0	3-17	0-0	0-0	0-0	4 of 10	28:57
Oklahoma	31	28	36-190-2	25-34-0-323-2	69-513	1-39.0	1-1	6-59	3-61	2-10	0-0	6 of 10	31:03
Oklahoma vs. Texas	29	20	39-174-1	18-28-1-344-2	67-518	5-47.0	1-0	8-81	1-19	1-(-1)	0-0	5 of 15	31:46
Oklahoma at Kansas State	24	23	39-139-2	21-43-0-289-1	82-428	5-55.0	3-0	5-33	1-41	2-(-6)	1-0	8 of 17	28:14
Oklahoma	42	28	38-209-3	32-41-1-410-2	79-619	1-48.0	1-1	5-37	5-53	2-5	1-46	5 of 11	32:49
Texas Tech	35	18	42-268-4	12-14-1-144-1	56-412	3-45.3	1-1	2-25	3-29	0-0	1-0	5 of 9	27:11
Oklahoma	27	24	34-115-0	22-36-1-322-4	70-437	6-39.2	0-0	6-63	3-64	1-17	0-0	5 of 14	27:58
Oklahoma	49	31	47-336-3	22-34-1-281-4	81-617	3-42.3	1-0	7-94	2-50	0-0	1-0	7 of 13	32:02
Oklahoma at Oklahoma State	62	30	40-187-3	24-36-2-598-5	76-785	2-47.5	0-0	9-81	6-109	1-10	2-0	7 of 13	35:41
TCU	52	32	34-213-2	28-54-2-448-5	88-661	3-45.0	1-1	5-40	1-16	0-0	2-42	7 of 16	24:19
Oklahoma	20	19	32-155-2	14-29-0-269-1	61-424	7-39.4	0-0	7-60	1-56	0-0	0-0	4 of 13	25:51
Oklahoma	38	21	41-200-2	18-27-0-333-3	68-533	5-39.8	2-0	4-29	3-47	1-17	0-0	5 of 13	34:09
Oklahoma at Kansas	41	24	36-157-2	23-35-0-312-3	71-469	7-41.1	0-0	8-63	0-0	3-20	1-3	3 of 14	33:19
West Virginia	3	10	27-32-0	19-34-1-123-0	61-155	10-37.6	1-1	5-60	5-81	0-0	0-0	2 of 16	26:41
Oklahoma	31	24	51-250-4	10-20-0-137-0	71-387	3-40.7	3-2	6-39	1-26	0-0	0-0	6 of 13	35:12
Oklahoma	59	27	35-313-4	16-19-0-333-4	54-646	1-31.0	0-0	9-102	2-57	1-2	0-0	3 of 7	24:48
TCU vs. Oklahoma	17	20	24-83-0	27-37-1-234-2	61-317	5-38.0	1-1	7-70	0-0	1-52	0-0	5 of 11	24:41
Oklahoma	41	22	43-218-0	15-23-0-243-4	66-461	2-43.5	1-0	3-30	2-36	0-0	1-19	5 of 13	35:19

STARTING LINEUPS

OFFENSE	QB	RB	FB/WR	WR	WR	TE	LT	LG	C	RG	RT
UTEP	Mayfield	Adams	Flowers (FB)	Lamb	Mead	Andrews	O. Brown	Powers	Wren	Samia	Evans
at Ohio State	Mayfield	Adams	Flowers (FB)	Lamb	Mead	Andrews	O. Brown	Ford	Wren	Samia	Evans
TULANE	Mayfield	Sermon	Flowers (FB)	Lamb	Mead	Andrews	O. Brown	Powers	Wren	Samia	Evans
at Baylor	Mayfield	Adams	Flowers (FB)	Lamb	M. Brown	Andrews	O. Brown	Powers	Wren	Samia	Evans
IOWA STATE	Mayfield	Adams	Flowers (FB)	Lamb	Badet	Andrews	O. Brown	Ford	Wren	Powers	Evans
vs. Texas	Mayfield	Sermon	Flowers (FB)	Lamb	Mead	Andrews	O. Brown	Ford	Wren	Powers	Evans
at Kansas State	Mayfield	Sermon	Flowers (FB)	Smallwood	Badet	Andrews	O. Brown	Ford	Wren	Samia	Evans
TEXAS TECH	Mayfield	Anderson	Flowers (FB)	Lamb	M. Brown	Andrews	O. Brown	Powers	Wren	Samia	Evans
at Oklahoma State	Mayfield	Anderson	Flowers (FB)	Lamb	M. Brown	Andrews	O. Brown	Powers	Wren	Samia	Evans
TCU	Mayfield	Anderson	M. Jones (WR)	Lamb	M. Brown	Andrews	O. Brown	Powers	Wren	Samia	Evans
at Kansas	Mayfield	Anderson	Flowers (FB)	Lamb	M. Brown	Andrews	O. Brown	Powers	Wren	Samia	Evans
WEST VIRGINIA	Ky. Murray	Anderson	Flowers (FB)	Lamb	M. Brown	Andrews	O. Brown	Powers	Wren	Samia	Evans
vs. TCU	Mayfield	Anderson	Flowers (FB)	Lamb	M. Brown	Andrews	O. Brown	Powers	Wren	Samia	Evans

DEFENSE	DE	DT	NG/DE/NB	JACK	SLB/NB	MLB	WLB	CB	FS	SS	CB
UTEP	Ward	Gallimore	Romar (NG)	Okoronkwo	Kelly (SLB)	Ke. Murray	Beal	Motley	Johnson	S. Parker	J. Thomas
at Ohio State	Ward	Gallimore	Romar (NG)	Okoronkwo	Kelly (SLB)	Ke. Murray	Beal	Motley	Johnson	S. Parker	J. Thomas
TULANE	Ward	Gallimore	Romar (NG)	Okoronkwo	Kelly (SLB)	Ke. Murray	Beal	Motley	Haughton	S. Parker	J. Thomas
at Baylor	Ward	Gallimore	Overton (NG)	Okoronkwo	Kelly (SLB)	Ke. Murray	Beal	Motley	Haughton	S. Parker	J. Thomas
IOWA STATE	Ward	Gallimore	Overton (NG)	Okoronkwo	Kelly (SLB)	Ke. Murray	Beal	Motley	Johnson	S. Parker	J. Thomas
vs. Texas	Ward	Lampkin	Bledsoe (DE)	Okoronkwo	Haughton (NB)	Ke. Murray	Beal	Motley	Johnson	S. Parker	J. Thomas
at Kansas State	Ward	Lampkin	Bledsoe (DE)	Okoronkwo	Kelly (SLB)	Ke. Murray	Beal	Motley	Johnson	S. Parker	J. Thomas
TEXAS TECH	Ward	Overton	Haughton (NB)	Okoronkwo	Kelly (SLB)	Ke. Murray	Beal	Motley	Johnson	S. Parker	J. Thomas
at Oklahoma State	Ward	Overton	Bledsoe (DE)	Okoronkwo	Kelly (SLB)	Ke. Murray	Beal	Motley	Johnson	S. Parker	J. Thomas
TCU	Ward	Overton	Bledsoe (DE)	Okoronkwo	Kelly (SLB)	Ke. Murray	Beal	T. Brown	Barnes	S. Parker	Norwood
at Kansas	Ward	Overton	Bledsoe (DE)	Okoronkwo	Kelly (SLB)	Ke. Murray	Beal	Motley	Johnson	S. Parker	Norwood
WEST VIRGINIA	Ward	Overton	Bledsoe (DE)	Okoronkwo	Kelly (SLB)	Ke. Murray	Beal	Motley	Johnson	S. Parker	Norwood
vs. TCU	Ward	Overton	Bledsoe (DE)	Okoronkwo	Kelly (SLB)	Ke. Murray	Beal	Motley	Johnson	S. Parker	Norwood

3RD-DOWN CONVERSIONS

Date	Opponent	Score	Overall		1st Qtr		2nd Qtr		3rd Qtr		4th Qtr		OT	
Sept. 2	UTEP	W, 56-7	4-7	57.1%	0-1	0.0%	2-2	100.0%	1-2	50.0%	1-2	50.0%	—	—
Sept. 9	at Ohio State	W, 31-16	4-11	36.4%	2-4	50.0%	0-2	0.0%	0-1	0.0%	2-4	50.0%	—	—
Sept. 16	TULANE	W, 56-14	4-7	57.1%	2-2	100.0%	0-1	0.0%	1-3	33.3%	1-1	100.0%	—	—
Sept. 23	at Baylor	W, 49-41	4-10	40.0%	1-2	50.0%	0-2	0.0%	1-2	50.0%	2-4	50.0%	—	—
Oct. 7	IOWA STATE	L, 31-38	6-10	60.0%	2-2	100.0%	1-3	33.3%	1-1	100.0%	2-4	50.0%	—	—
Oct. 14	vs. Texas	W, 29-24	5-15	33.3%	2-3	66.7%	0-4	0.0%	3-5	60.0%	0-3	0.0%	—	—
Oct. 21	at Kansas State	W, 42-35	5-11	45.5%	0-1	0.0%	0-3	0.0%	3-4	75.0%	2-3	66.7%	—	—
Oct. 28	TEXAS TECH	W, 49-27	7-13	53.8%	1-1	100.0%	0-4	0.0%	3-3	100.0%	3-5	60.0%	—	—
Nov. 4	at Oklahoma State	W, 62-52	7-13	53.8%	2-4	50.0%	2-3	66.7%	1-3	33.3%	2-3	66.7%	—	—
Nov. 11	TCU	W, 38-20	5-13	38.5%	1-3	33.3%	0-1	0.0%	3-5	60.0%	1-4	25.0%	—	—
Nov. 18	at Kansas	W, 41-3	3-14	21.4%	1-4	25.0%	1-4	25.0%	1-3	33.3%	0-3	0.0%	—	—
Nov. 25	WEST VIRGINIA	W, 59-31	3-7	42.9%	0-0	—	1-3	33.3%	1-1	100.0%	1-3	33.3%	—	—
Dec. 2	vs. TCU	W, 41-17	5-13	38.5%	3-5	60.0%	1-3	33.3%	0-2	0.0%	1-3	33.3%	—	—

4TH-DOWN CONVERSIONS

Date	Opponent	Score	Overall		1st Qtr		2nd Qtr		3rd Qtr		4th Qtr		OT	
Sept. 2	UTEP	W, 56-7	0-2	0.0%	0-1	0.0%	0-0	—	0-0	—	0-1	0.0%	—	—
Sept. 9	at Ohio State	W, 31-16	1-3	33.3%	0-1	0.0%	0-0	—	0-0	—	1-2	50.0%	—	—
Sept. 16	TULANE	W, 56-14	0-1	0.0%	0-0	—	0-0	—	0-1	0.0%	0-0	—	—	—
Sept. 23	at Baylor	W, 49-41	0-0	—	0-0	—	0-0	—	0-0	—	0-0	—	—	—
Oct. 7	IOWA STATE	L, 31-38	0-1	0.0%	0-0	—	0-0	—	0-0	—	0-1	0.0%	—	—
Oct. 14	vs. Texas	W, 29-24	1-2	50.0%	0-0	—	1-2	50.0%	0-0	—	0-0	—	—	—
Oct. 21	at Kansas State	W, 42-35	1-3	33.3%	0-0	—	1-2	50.0%	0-0	—	0-1	0.0%	—	—
Oct. 28	TEXAS TECH	W, 49-27	2-2	100.0%	0-0	—	1-1	100.0%	0-0	—	1-1	100.0%	—	—
Nov. 4	at Oklahoma State	W, 62-52	0-0	—	0-0	—	0-0	—	0-0	—	0-0	—	—	—
Nov. 11	TCU	W, 38-20	1-2	50.0%	1-1	100.0%	0-0	—	0-0	—	0-1	0.0%	—	—
Nov. 18	at Kansas	W, 41-3	2-2	100.0%	1-1	100.0%	0-0	—	1-1	100.0%	0-0	—	—	—
Nov. 25	WEST VIRGINIA	W, 59-31	2-3	66.7%	0-0	—	2-2	100.0%	0-0	—	0-1	0.0%	—	—
Dec. 2	vs. TCU	W, 41-17	2-2	100.0%	1-1	100.0%	0-0	—	0-0	—	1-1	100.0%	—	—

TIME OF POSSESSION

Date	Opponent	Score	Overall	1st Qtr	2nd Qtr	3rd Qtr	4th Qtr
Sept. 3	UTEP	W, 56-7	34:36	9:20	7:59	7:30	9:47
Sept. 9	at Ohio State	W, 31-16	35:17	10:11	8:33	5:59	10:34
Sept. 16	TULANE	W, 56-14	22:53	5:51	3:41	7:21	6:00
Sept. 23	at Baylor	W, 49-41	28:53	4:42	7:23	7:10	9:38
Oct. 7	IOWA STATE	L, 31-38	31:03	9:06	7:51	6:17	7:49
Oct. 14	vs. Texas	W, 29-24	31:46	10:58	7:00	9:14	4:34
Oct. 21	at Kansas State	W, 42-35	32:49	5:41	8:42	10:24	8:02
Oct. 28	TEXAS TECH	W, 49-27	32:02	6:18	7:14	7:14	11:16
Nov. 4	at Oklahoma State	W, 62-52	35:41	9:02	9:52	8:50	7:57
Nov. 11	TCU	W, 38-20	34:09	7:53	6:27	9:49	10:00
Nov. 18	at Kansas	W, 41-3	33:19	8:24	6:05	8:30	10:20
Nov. 25	WEST VIRGINIA	W, 59-31	24:48	3:46	9:16	3:55	7:51
Dec. 2	vs. TCU	W, 41-17	35:19	10:12	6:30	6:23	12:14

DEFENSIVE LEADERS

No.	Name	GP	Solo	Ast	Total	TFL/Yds	Sacks-Yards	Int-Yds	BrUp	QBH	Rcv-Yds	FF	Block	Saf
14	Beal, Emmanuel	13	50	39	89	6.0-12	0.5-4	1-3	2
31	Okoronkwo, Ogbonna	13	44	27	71	17.5-103	8.0-61	.	2	6	2-0	3	.	.
9	Murray, Kenneth	13	36	33	69	5.5-11	.	.	.	3	1-0	1	.	.
12	Johnson, Will	11	39	18	57	.	.	2-19	4
11	Motley, Parnell	13	44	13	57	4.5-15	.	2-77	9	.	1-0	1	.	.
10	Parker, Steven	13	39	18	57	1.0-7	.	.	6	.	1-0	1	.	.
19	Kelly, Caleb	13	33	19	52	3.5-14	1.0-5	1-0	1	4	2-18	1	.	.
97	Overton, Marquise	13	18	23	41	3.0-2	.	.	.	1	1-0	.	.	.
87	Ward, DJ	13	22	12	34	7.5-42	4.5-38	.	1
55	Mann, Kenneth	12	14	14	28	6.0-41	5.0-38	.	.	1	.	2	.	.
90	Gallimore, N.	11	13	15	28	1.5-6	1.0-6	.	1	4
8	Haughton, K.	9	20	8	28	.	.	.	1
7	Thomas, Jordan	11	24	3	27	2.0-8	.	1-46	2
13	Norwood, Tre	13	22	4	26	.	.	.	7	1
57	Lampkin, D.	11	12	9	21	5.0-23	1.0-10
72	Bledsoe, Amani	9	11	8	19	3.0-12	2.0-10
28	Sylvie, Chanse	13	8	7	15	1.0-2
6	Brown, Tre	13	10	2	12	0.5-2	.	.	2
20	Barnes, Robert	10	7	3	10	.	.	1-0
91	Faamatau, D.	13	6	3	9	2.0-2	.	.	.	1
15	Gumbs, Addison	4	5	3	8	0.5-2	.	.	1
40	Terry, Jon-Michael	12	2	6	8	1-0	.	.	.
42	Jackson, Mark	13	2	5	7	1.0-5	1.0-5	.	.	1	.	1	.	.
38	Mead, Bryan	12	3	4	7	1
93	Lott, Tyreece	5	2	3	5
18	Bolton, Curtis	4	3	2	5
29	McKinney, P.	4	2	1	3
43	Seibert, Austin	13	2	.	2
92	Romar, Matt	3	.	1	1
17	Smallwood, J.	13	1	.	1
9	Lamb, CeeDee	13	1	.	1
6	Mayfield, Baker	13	1	.	1
2	Badet, Jeff	13	1	.	1
42	Horky, Wesley	13	1	.	1
23	Adams, Abdul	11	1	.	1
Total		13	499	303	802	71-309	24-177	8-145	39	23	9-18	10	.	.
Opponents		13	529	358	887	58.0-212	21-138	5-42	30	19	7-0	8	.	.

OKLAHOMA GIVEAWAYS/TAKEAWAYS

Game	Giveaways			Takeaways			
	Fum	Int	Tot	Fum	Int	Tot	Dif.
UTEP	0	0	0	1	0	1	+1
at Ohio State	2	0	2	0	1	1	-1
TULANE	2	0	2	1	1	2	0
at Baylor	1	0	1	1	0	1	0
IOWA STATE	1	0	1	0	0	0	-1
vs. Texas	0	1	1	0	0	0	-1
at Kansas State	1	1	2	1	1	2	0
TEXAS TECH	0	1	1	0	1	1	0
at Oklahoma St.	0	2	2	1	2	3	+1
TCU	0	0	0	0	0	0	0
at Kansas	0	0	0	1	1	2	+2
WEST VIRGINIA	0	0	0	2	0	2	+2
vs. TCU	0	0	0	1	1	2	+2
Total	7	5	12	9	8	17	+5

FUMBLES

Name	No.- Lost
Andrews, Mark	3-1
Mayfield, Baker	3-0
Badet, Jeff	2-1
Adams, Abdul	1-1
Brown, Marquise	1-1
Castiglione, Joe	1-1
Seibert, Austin	1-1
Sermon, Trey	1-1
Total	13-7

OPENING DRIVES – OFFENSE

Game	1st Half	2nd Half
UTEP	Touchdown	Punt
at Ohio State	Turnover on Downs	Touchdown
TULANE	Lost Fumble	Punt
at Baylor	Touchdown	Punt
IOWA STATE	Touchdown	Lost Fumble
vs. Texas	Touchdown	Made FG
at Kansas State	Touchdown	Touchdown
TEXAS TECH	Touchdown	Touchdown
at Oklahoma State	Interception	Punt
TCU	Made FG	Punt
at Kansas	Punt	Punt
WEST VIRGINIA	Touchdown	Touchdown
vs. TCU	Made FG	Touchdown

OPENING DRIVES – DEFENSE

Game	1st Half	2nd Half
UTEP	Touchdown	Punt
at Ohio State	Punt	Touchdown
TULANE	Touchdown	Punt
at Baylor	Punt	Touchdown
IOWA STATE	Punt	Made FG
vs. Texas	Punt	Touchdown
at Kansas State	Touchdown	Punt
TEXAS TECH	Touchdown	Touchdown
at Oklahoma State	Made FG	Punt
TCU	Punt	Punt
at Kansas	Punt	Missed FG
WEST VIRGINIA	Made FG	Touchdown
vs. TCU	Defensive TD	Punt

OU ON COIN FLIPS

Game	Result	Score
UTEP	Lost (Received)	W, 56-7
at Ohio State	Lost (Received)	W, 31-16
TULANE	Lost (Received)	W, 56-14
at Baylor	Lost (Received)	W, 49-41
IOWA STATE	Lost (Received)	L, 31-38
vs. Texas	Won (Kicked)	W, 29-24
at Kansas State	Won (Kicked)	W, 42-35
TEXAS TECH	Won (Kicked)	W, 49-27
at Oklahoma State	Lost (Received)	W, 62-52
TCU	Won (Kicked)	W, 38-20
at Kansas	Lost (Received)	W, 41-3
WEST VIRGINIA	Lost (Received)	W, 59-31
vs. TCU	Lost (Received)	W, 41-17

DEFENSIVE GAME-BY-GAME

TACKLES

Player	UA-A	Total	UTEP	OHST	TLN	BU	ISU	UT	KSU	TTU	OSU	TCU	KU	WVU	TCU
Beal, Emmanuel	50-39	89	2-2	5-4	1-7	6-2	4-3	6-1	6-0	4-4	6-0	1-4	1-1	4-7	4-4
Okoronkwo, Ogbonnia	44-27	71	3-1	4-2	5-4	5-1	3-3	3-2	5-0	5-5	2-0	3-2	3-1	1-2	2-4
Murray, Kenneth	36-33	69	1-2	1-4	2-6	8-0	2-4	4-3	1-1	2-2	3-2	2-3	3-0	5-4	2-2
Johnson, Will	39-18	57	1-1	3-1	DNP	DNP	4-4	2-1	7-3	7-0	5-0	-	2-0	4-4	4-4
Motley, Parnell	44-13	57	2-0	8-0	2-2	3-1	3-2	4-0	3-0	4-2	3-0	-	6-0	4-2	2-4
Parker, Steven	39-18	57	3-0	1-4	4-2	4-1	1-2	5-1	3-2	5-0	6-0	1-1	3-1	0-3	3-1
Kelly, Caleb	33-19	52	2-0	3-1	2-3	4-1	1-2	1-0	8-1	2-1	4-0	2-1	1-2	3-3	0-4
Overton, Marquise	18-23	41	2-1	1-1	0-2	4-2	1-5	1-0	-	0-2	3-1	1-5	3-0	1-2	1-2
Ward, DJ	22-12	34	-	4-0	0-3	2-2	1-1	4-1	-	3-1	4-0	3-2	-	-	1-2
Mann, Kenneth	14-14	28	-	DNP	2-3	2-3	0-2	3-0	1-0	0-3	2-1	1-0	1-0	0-2	2-0
Gallimore, Neville	13-15	28	1-1	1-1	4-5	1-1	1-2	1-0	-	DNP	DNP	2-3	-	2-1	0-1
Haughton, Kahlil	20-8	28	1-1	2-0	4-4	2-1	-	6-0	DNP	3-2	2-0	DNP	DNP	DNP	-
Thomas, Jordan	24-3	27	2-1	-	1-0	5-1	3-1	3-0	1-0	4-0	3-0	DNP	DNP	2-0	-
Norwood, Tre	22-4	26	2-0	-	-	2-0	-	-	-	-	7-0	1-0	4-1	3-1	3-2
Lampkin, Du'Vonta	12-9	21	DNP	0-1	DNP	-	2-2	1-1	2-0	-	1-0	2-2	3-1	0-1	1-1
Bledsoe, Amani	11-8	19	DNP	DNP	DNP	DNP	1-0	4-0	0-2	1-2	-	0-1	3-0	0-3	2-0
Sylvie, Chanse	8-7	15	-	-	-	1-0	1-2	-	2-0	-	-	3-2	1-1	0-1	0-1
Brown, Tre	10-2	12	2-0	-	3-1	1-0	-	1-0	-	1-0	-	2-1	-	-	-
Barnes, Robert	7-3	10	1-0	1-0	DNP	DNP	-	1-0	2-0	-	-	1-3	1-0	-	DNP
Faamatau, Dillon	6-3	9	-	-	0-2	-	-	-	1-0	1-0	-	1-0	1-0	0-1	2-0
Gumbs, Addison	5-3	8	1-0	DNP	2-2	DNP	DNP	DNP	DNP	DNP	DNP	DNP	1-0	1-1	DNP
Terry, Jon-Michael	2-6	8	-	DNP	0-3	-	-	-	-	-	-	-	1-1	1-2	-
Jackson, Mark	2-5	7	-	1-0	0-4	-	0-1	-	-	-	-	-	1-0	-	-
Mead, Bryan	3-4	7	1-2	-	-	-	-	-	DNP	1-0	-	-	-	1-2	-
Lott, Tyreece	2-3	5	1-3	-	1-0	-	DNP	DNP	DNP	-	DNP	DNP	DNP	DNP	DNP
Bolton, Curtis	3-2	5	2-1	-	0-1	1-0	DNP	DNP	DNP	DNP	DNP	DNP	DNP	DNP	DNP
McKinney, Prentice	2-1	3	DNP	DNP	1-0	DNP	DNP	DNP	DNP	DNP	DNP	DNP	1-1	-	-
Seibert, Austin	2-0	2	-	1-0	-	-	-	1-0	-	-	-	-	-	-	-
Romar, Matt	0-1	1	-	0-1	-	DNP	DNP	DNP	DNP	DNP	DNP	DNP	DNP	DNP	DNP
Smallwood, Jordan	1-0	1	-	-	-	-	-	1-0	-	-	-	-	-	-	-
Lamb, CeeDee	1-0	1	-	-	-	-	-	-	-	-	1-0	-	-	-	-
Mayfield, Baker	1-0	1	-	-	-	-	-	-	-	-	1-0	-	-	-	-
Badet, Jeff	1-0	1	-	-	-	-	-	-	-	-	-	-	-	-	1-0
Horky, Wesley	1-0	1	-	1-0	-	-	-	-	-	-	-	-	-	-	-
Adams, Abdul	1-0	1	-	-	-	-	-	DNP	DNP	-	-	-	1-0	-	-

DEFENSIVE GAME-BY-GAME

TACKLES FOR LOSS

Player	UA-A	Total	UTEP	OHST	TLN	BU	ISU	UT	KSU	TTU	OSU	TCU	KU	WVU	TCU
Okoronkwo, Ogbonnia	16-3	17.5	2.0-11	2.5-9	2.0-9	1.0-8	1.5-6	1.0-9	2.0-23	1.0-7	1.0-10	2.0-3	1.5-8	-	-
Ward, DJ	6-3	7.5	-	-	0.5-4	1.0-6	1.0-2	2.0-8	-	1.0-12	1.0-9	-	-	-	1.0-1
Mann, Kenneth	5-2	6.0	-	DNP	1.0-8	1.5-12	0.5-3	-	-	-	1.0-6	1.0-9	-	-	1.0-3
Beal, Emmanuel	3-6	6.0	0.5-1	1.5-5	-	-	-	-	2.0-3	-	-	0.5-0	-	1.0-1	0.5-2
Murray, Kenneth	4-3	5.5	-	-	1.0-2	-	-	-	0.5-1	1.0-3	0.5-1	-	1.0-1	0.5-0	1.0-3
Lampkin, Du'Vonta	4-2	5.0	DNP	-	DNP	-	1.0-2	-	-	-	1.0-2	1.5-11	1.5-8	-	-
Motley, Parnell	4-1	4.5	-	1.0-1	1.0-4	1.0-1	-	-	-	-	-	-	1.0-7	-	0.5-2
Kelly, Caleb	2-3	3.5	-	-	-	-	0.5-1	-	1.0-2	-	-	-	1.5-10	-	0.5-1
Overton, Marquise	2-2	3.0	1.0-1	-	-	1.0-1	-	-	-	-	0.5-0	-	-	-	0.5-0
Bledsoe, Amani	2-2	3.0	DNP	DNP	DNP	DNP	-	1.0-6	0.5-1	-	-	-	-	0.5-1	1.0-4
Thomas, Jordan	2-0	2.0	-	-	-	1.0-1	-	-	-	-	-	DNP	DNP	1.0-7	-
Faamatau, Dillon	2-0	2.0	-	-	-	-	-	-	1.0-1	-	-	1.0-1	-	-	-
Gallimore, Neville	0-3	1.5	0.5-0	-	0.5-4	0.5-2	-	-	-	DNP	DNP	-	-	-	-
Sylvie, Chanse	1-0	1.0	-	-	-	1.0-2	-	-	-	-	-	-	-	-	-
Jackson, Mark	1-0	1.0	-	1.0-5	-	-	-	-	-	-	-	-	-	-	-
Parker, Steven	0-2	1.0	-	-	-	-	0.5-2	-	-	-	-	-	0.5-5	-	-
Brown, Tre	0-1	0.5	-	-	0.5-2	-	-	-	-	-	-	-	-	-	-
Gumbs, Addison	0-1	0.5	-	DNP	0.5-2	DNP	DNP	DNP	DNP	DNP	DNP	DNP	-	-	DNP

SACKS

Player	UA-A	Total	UTEP	OHST	TLN	BU	ISU	UT	KSU	TTU	OSU	TCU	KU	WVU	TCU
Okoronkwo, Ogbonnia	7-2	8.0	1.0-10	1.5-6	1.0-7	1.0-8	0.5-4	1.0-9	-	1.0-7	1.0-10	-	-	-	-
Mann, Kenneth	4-2	5.0	-	DNP	1.0-8	1.5-12	0.5-3	-	-	-	1.0-6	1.0-9	-	-	-
Ward, DJ	3-3	4.5	-	-	0.5-4	1.0-6	-	1.0-7	-	1.0-12	1.0-9	-	-	-	-
Bledsoe, Amani	2-0	2.0	DNP	DNP	DNP	DNP	-	1.0-6	-	-	-	-	-	-	1.0-4
Gallimore, Neville	0-2	1.0	-	-	0.5-4	0.5-2	-	-	-	DNP	DNP	-	-	-	-
Kelly, Caleb	1-0	1.0	-	-	-	-	-	-	-	-	-	-	1.0-5	-	-
Jackson, Mark	1-0	1.0	-	1.0-5	-	-	-	-	-	-	-	-	-	-	-
Lampkin, Du'Vonta	1-0	1.0	DNP	-	DNP	-	-	-	-	-	-	1.0-10	-	-	-
Beal, Emmanuel	0-1	0.5	-	0.5-4	-	-	-	-	-	-	-	-	-	-	-

PARTICIPATION GAME-BY-GAME

NO.	NAME	GP/GS	UTEP	OHST	TLN	BU	ISU	UT	KSU	TTU	OSU	TCU	KU	WVU	TCU
23	Adams, Abdul	11/4	START	START	XXX	START	START	XXX	XXX	XXX	XXX	XXX	XXX
24	Anderson, Rodney	13/6	XXX	XXX	XXX	XXX	XXX	XXX	XXX	START	START	START	START	START	START
81	Andrews, Mark	13/13	START	START	START	START	START	START	START	START	START	START	START	START	START
2	Badet, Jeff	13/2	XXX	XXX	XXX	XXX	START	XXX	START	XXX	XXX	XXX	XXX	XXX	XXX
20	Barnes, Robert	10/1	XXX	XXX	XXX	XXX	XXX	XXX	XXX	START	XXX	XXX	...
14	Beal, Emmanuel	13/13	START	START	START	START	START	START	START	START	START	START	START	START	START
20	Bissoon, Najee	1/-	XXX
72	Bledsoe, Amani	9/7	XXX	START	START	XXX	START	START	START	START	START
18	Bolton, Curtis	4/-	XXX	XXX	XXX	XXX
5	Brown, Marquise	12/7	XXX	...	XXX	START	XXX	XXX	XXX	START	START	START	START	START	START
78	Brown, Orlando	13/13	START	START	START	START	START	START	START	START	START	START	START	START	START
6	Brown, Tre	13/1	XXX	XXX	XXX	XXX	XXX	XXX	XXX	XXX	XXX	START	XXX	XXX	XXX
80	Calcaterra, Grant	13/-	XXX	XXX	XXX	XXX	XXX	XXX	XXX	XXX	XXX	XXX	XXX	XXX	XXX
29	Castiglione, Joe	1/-	XXX
71	Evans, Bobby	13/13	START	START	START	START	START	START	START	START	START	START	START	START	START
91	Faamatau, Dillon	13/-	XXX	XXX	XXX	XXX	XXX	XXX	XXX	XXX	XXX	XXX	XXX	XXX	XXX
36	Flowers, Dimitri	13/12	START	START	START	START	START	START	START	START	START	XXX	START	START	START
74	Ford, Cody	11/4	XXX	START	START	START	START	XXX	XXX	XXX	XXX	XXX	XXX
90	Gallimore, Neville	11/5	START	START	START	START	START	XXX	XXX	XXX	XXX	XXX	XXX
16	Gumbs, Addison	4/-	XXX	...	XXX	XXX	XXX	...
8	Haughton, Kahlil	9/4	XXX	XXX	START	START	XXX	START	...	START	XXX	XXX
42	Horky, Wesley	13/-	XXX	XXX	XXX	XXX	XXX	XXX	XXX	XXX	XXX	XXX	XXX	XXX	XXX
85	Iheke, Sam	1/-	XXX
42	Jackson, Mark	13/-	XXX	XXX	XXX	XXX	XXX	XXX	XXX	XXX	XXX	XXX	XXX	XXX	XXX
12	Johnson, Will	11/10	START	START	START	START	START	START	START	XXX	START	START	START
3	Jones, Mykel	13/1	XXX	XXX	XXX	XXX	XXX	XXX	XXX	XXX	XXX	START	XXX	XXX	XXX
67	Julious, Ashton	11/-	XXX	XXX	XXX	XXX	XXX	XXX	XXX	XXX	XXX	...	XXX	XXX	...
19	Kelly, Caleb	13/12	START	START	START	START	START	XXX	START	START	START	START	START	START	START
9	Lamb, CeeDee	13/12	START	START	START	START	START	START	XXX	START	START	START	START	START	START
57	Lampkin, Du'Vonta	11/2	...	XXX	...	XXX	XXX	START	START	XXX	XXX	XXX	XXX	XXX	XXX
35	LaRue, Ronnie	1/-	XXX
93	Lott, Tyreece	5/-	XXX	XXX	XXX	XXX	XXX
55	Mann, Kenneth	12/-	XXX	...	XXX	XXX	XXX	XXX	XXX	XXX	XXX	XXX	XXX	XXX	XXX
6	Mayfield, Baker	13/12	START	START	START	START	START	START	START	START	START	START	START	START	START
50	McGinnis, Arthur	1/-	XXX
3	McGinnis, Connor	12/-	XXX	XXX	XXX	XXX	XXX	XXX	XXX	XXX	XXX	XXX	...	XXX	XXX
29	McKinney, Prentice	4/-	XXX	XXX	XXX	XXX
38	Mead, Bryan	12/-	XXX	XXX	XXX	XXX	XXX	XXX	...	XXX	XXX	XXX	XXX	XXX	XXX
15	Mead, Jeffery	10/4	START	START	START	XXX	XXX	START	XXX	XXX	XXX	XXX	XXX
45	Meier, Carson	13/-	XXX	XXX	XXX	XXX	XXX	XXX	XXX	XXX	XXX	XXX	XXX	XXX	XXX
73	Mittermeier, Quinn	11/-	XXX	XXX	XXX	XXX	XXX	XXX	XXX	XXX	XXX	XXX	XXX
84	Morris, Lee	13/-	XXX	XXX	XXX	XXX	XXX	XXX	XXX	XXX	XXX	XXX	XXX	XXX	XXX
11	Motley, Parnell	13/12	START	START	START	START	START	START	START	START	START	XXX	START	START	START
9	Murray, Kenneth	13/13	START	START	START	START	START	START	START	START	START	START	START	START	START
1	Murray, Kyler	6/1	XXX	XXX	XXX	XXX	XXX	START	...
88	Nevel, Chase	2/-	XXX	...	XXX
13	Nonwood, Tre	13/4	XXX	XXX	XXX	XXX	XXX	XXX	XXX	XXX	XXX	START	START	START	START
31	Okoronkwo, Ogbonnia	13/13	START	START	START	START	START	START	START	START	START	START	START	START	START
97	Overton, Marquise	13/8	XXX	XXX	XXX	START	START	XXX	XXX	START	START	START	START	START	START
1	Parker, Jordan	1/-	XXX
10	Parker, Steven	13/13	START	START	START	START	START	START	START	START	START	START	START	START	START
37	Pfau, Kyle	1/-	XXX
72	Powers, Ben	13/11	START	XXX	START	START	START	START	XXX	START	START	START	START	START	START
55	Roberson, Logan	2/-	XXX	XXX	...
96	Rodriguez, Dalton	1/-	XXX
92	Romar, Matt	3/3	START	START	START
75	Samia, Dru	12/11	START	START	START	START	...	XXX	START	START	START	START	START	START	START
9	Schafer, Tanner	1/-	XXX
43	Seibert, Austin	13/-	XXX	XXX	XXX	XXX	XXX	XXX	XXX	XXX	XXX	XXX	XXX	XXX	XXX
4	Sermon, Trey	13/3	XXX	XXX	START	XXX	XXX	START	START	XXX	XXX	XXX	XXX	XXX	XXX
17	Smallwood, Jordan	13/1	XXX	XXX	XXX	XXX	XXX	XXX	START	XXX	XXX	XXX	XXX	XXX	XXX
21	Sutton, Marcellias	12/-	XXX	XXX	XXX	XXX	...	XXX	XXX	XXX	XXX	XXX	XXX	XXX	XXX
77	Swenson, Erik	5/-	XXX	XXX	XXX	XXX	XXX	...
28	Sylvie, Chance	13/-	XXX	XXX	XXX	XXX	XXX	XXX	XXX	XXX	XXX	XXX	XXX	XXX	XXX
87	Tease, Myles	12/-	XXX	...	XXX	XXX	XXX	XXX	XXX	XXX	XXX	XXX	XXX	XXX	XXX
40	Terry, Jon-Michael	12/-	XXX	...	XXX	XXX	XXX	XXX	XXX	XXX	XXX	XXX	XXX	XXX	XXX
7	Thomas, Jordan	11/9	START	START	START	START	START	START	START	START	START	XXX	XXX
44	Uhles, Jaxon	13/-	XXX	XXX	XXX	XXX	XXX	XXX	XXX	XXX	XXX	XXX	XXX	XXX	XXX
87	Ward, DJ	13/13	START	START	START	START	START	START	START	START	START	START	START	START	START
58	Wren, Erick	13/13	START	START	START	START	START	START	START	START	START	START	START	START	START

OKLAHOMA SEASON HIGHS

Rushes	24	2x, MR: Rodney Anderson vs. TCU (Dec. 2, 2017)
Yards Rushing	181	Rodney Anderson vs. Texas Tech (Oct. 28, 2017)
TD Rushes	4	Rodney Anderson vs. West Virginia (Nov. 25, 2017)
Long Rush	99	Abdul Adams at Baylor (Sept. 23, 2017)
Pass attempts	42	Baker Mayfield at Kansas State (Oct. 21, 2017)
Pass completions	31	Baker Mayfield at Kansas State (Oct. 21, 2017)
Yards Passing	598	Baker Mayfield at Oklahoma State (Nov. 4, 2017)
TD Passes	5	Baker Mayfield at Oklahoma State (Nov. 4, 2017)
Long Pass	87	Kyler Murray vs. Tulane (Sept. 16, 2017)
Receptions	9	2x, MR: Marquise Brown at Oklahoma State (Nov. 4, 2017)
Yards Receiving	265	Marquise Brown at Oklahoma State (Nov. 4, 2017)
TD Receptions	2	5x, MR: Mark Andrews vs. TCU (Dec. 2, 2017)
Long Reception	87	Marquise Brown vs. Tulane (Sept. 16, 2017)
Field Goals	3	Austin Seibert vs. Texas (Oct. 14, 2017)
Long Field Goal	51	Austin Seibert vs. West Virginia (Nov. 25, 2017)
Punt Return Yards	20	CeeDee Lamb at Kansas (Nov. 18, 2017)
Long Punt Return	21	CeeDee Lamb at Kansas (Nov. 18, 2017)
Kickoff Return Yards	109	Marcelias Sutton at Oklahoma State (Nov. 4, 2017)
Long Kickoff Return	70	Jeff Badet at Baylor (Sept. 23, 2017)
All Purpose Yards	290	Rodney Anderson vs. TCU (Nov. 11, 2017)
Tackles	11	Emmanuel Beal vs. West Virginia (Nov. 25, 2017)
Sacks	1.5	2x, MR: Kenneth Mann at Baylor (Sept. 23, 2017)
Tackles For Loss	2.5	Ogbonnia Okoronkwo at Ohio State (Sept. 9, 2017)
Interceptions	1	6x, MR: Will Johnson vs. TCU (Dec. 2, 2017)
Pass Breakups	2	6x, MR: Parnell Motley vs. TCU (Dec. 2, 2017)

OKLAHOMA GAME HIGHS

Points	62	at Oklahoma State (Nov. 4, 2017)
Rushes	47	vs. Texas Tech (Oct. 28, 2017)
Yards Rushing	342	at Baylor (Sept. 23, 2017)
Yards Per Rush	8.9	vs. West Virginia (Nov. 25, 2017)
TD Rushes	4	3x, MR: vs. West Virginia (Nov. 25, 2017)
Pass attempts	41	at Kansas State (Oct. 21, 2017)
Pass completions	32	2x, MR: at Kansas State (Oct. 21, 2017)
Yards Passing	598	at Oklahoma State (Nov. 4, 2017)
Yards Per Pass	17.5	vs. West Virginia (Nov. 25, 2017)
TD Passes	5	2x, MR: at Oklahoma State (Nov. 4, 2017)
Total Plays	81	vs. Texas Tech (Oct. 28, 2017)
Total Offense	785	at Oklahoma State (Nov. 4, 2017)
Yards Per Play	12.0	vs. West Virginia (Nov. 25, 2017)
Sacks By	4	at Baylor (Sept. 23, 2017)
Interceptions By	2	at Oklahoma State (Nov. 4, 2017)
First Downs	35	vs. UTEP (Sept. 2, 2017)
Penalties	10	at Baylor (Sept. 23, 2017)
Penalty Yards	105	at Baylor (Sept. 23, 2017)
Turnovers	2	4x, MR: at Oklahoma State (Nov. 4, 2017)
Takeaways	3	at Oklahoma State (Nov. 4, 2017)
Longest Drive - Plays	18	vs. Texas Tech (Oct. 28, 2017)
Longest Drive - Yards	99	at Baylor (Sept. 23, 2017)
Longest Drive - Time	11:16	vs. Texas Tech (Oct. 28, 2017)

OKLAHOMA'S LONGEST PLAYS

Rushing	99	Abdul Adams at Baylor (Sept. 23, 2017)
Passing	87	Kyler Murray to Marquise Brown vs. Tulane (Sept. 16, 2017)
Field Goal	51	Austin Seibert vs. West Virginia (Nov. 25, 2017)
Punt	57	Austin Seibert at Baylor (Sept. 23, 2017)
Punt Return	21	CeeDee Lamb at Kansas (Nov. 18, 2017)
Kickoff Return	70	Jeff Badet at Baylor (Sept. 23, 2017)
Interception Return	77	Parnell Motley vs. Tulane (Sept. 16, 2017)
Fumble Return	18	Caleb Kelly vs. TCU (Dec. 2, 2017)

OPPONENT SEASON HIGHS

Rushes	30	Justice Hill, Oklahoma State (Nov. 4, 2017)
Yards Rushing	228	Justice Hill, Oklahoma State (Nov. 4, 2017)
TD Rushes	3	2x, MR: Kennedy McKoy, West Virginia (Nov. 25, 2017)
Long Rush	75	Alex Barnes, Kansas State (Oct. 21, 2017)
Pass attempts	54	Mason Rudolph, Oklahoma State (Nov. 4, 2017)
Pass completions	33	Zach Smith, Baylor (Sept. 23, 2017)
Yards Passing	463	Zach Smith, Baylor (Sept. 23, 2017)
TD Passes	5	Mason Rudolph, Oklahoma State (Nov. 4, 2017)
Long Pass	72	Zach Smith, Baylor (Sept. 23, 2017)
Receptions	11	Denzel Mims, Baylor (Sept. 23, 2017)
Yards Receiving	192	Denzel Mims, Baylor (Sept. 23, 2017)
TD Receptions	3	Denzel Mims, Baylor (Sept. 23, 2017)
Long Reception	72	Chris Platt, Baylor (Sept. 23, 2017)
Field Goals	4	Connor Martin, Baylor (Sept. 23, 2017)
Long Field Goal	46	Connor Martin, Baylor (Sept. 23, 2017)
Punt Return Yards	52	KaVontae Turpin, TCU (Dec. 2, 2017)
Long Punt Return	52	KaVontae Turpin, TCU (Dec. 2, 2017)
Kickoff Return Yards	81	Ryan Schadler, Kansas (Nov. 18, 2017)
Long Kickoff Return	56	2x, MR: KaVontae Turpin, TCU (Nov. 11, 2017)
All Purpose Yards	228	Justice Hill, Oklahoma State (Nov. 4, 2017)
Tackles	15	Travin Howard, TCU (Dec. 2, 2017)f
Sacks	2.0	2x, MR: Calvin Bundage, Oklahoma State (Nov. 4, 2017)
Tackles For Loss	3.0	Jordan Brailford, Oklahoma State (Nov. 4, 2017)
Interceptions	1	5x, MR: Chad Whitener and A.J. Green Oklahoma State (Nov. 4, 2017)
Pass Breakups	2	6x, MR: Ranthony Texada, TCU (Nov. 11, 2017)

OPPONENT GAME HIGHS

Points	52	Oklahoma State (Nov. 4, 2017)
Rushes	62	Tulane (Sept. 16, 2017)
Yards Rushing	268	Kansas State (Oct. 21, 2017)
Yards Per Rush	6.4	Kansas State (Oct. 21, 2017)
TD Rushes	4	2x, MR: West Virginia (Nov. 25, 2017)
Pass attempts	54	Oklahoma State (Nov. 4, 2017)
Pass completions	33	Baylor (Sept. 23, 2017)
Yards Passing	463	Baylor (Sept. 23, 2017)
Yards Per Pass	13.6	Iowa State (Oct. 7, 2017)
TD Passes	5	Oklahoma State (Nov. 4, 2017)
Total Plays	88	Oklahoma State (Nov. 4, 2017)
Total Offense	661	Oklahoma State (Nov. 4, 2017)
Yards Per Play	7.6	Iowa State (Oct. 7, 2017)
Sacks By	5	Oklahoma State (Nov. 4, 2017)
Interceptions By	2	Oklahoma State (Nov. 4, 2017)
First Downs	32	Oklahoma State (Nov. 4, 2017)
Penalties	9	Ohio State (Sept. 9, 2017)
Penalty Yards	87	Ohio State (Sept. 9, 2017)
Turnovers	3	Oklahoma State (Nov. 4, 2017)
Takeaways	2	4x, MR: Oklahoma State (Nov. 4, 2017)
Longest Drive - Plays	15	Texas Tech (Oct. 28, 2017)
Longest Drive - Yards	94	Iowa State (Oct. 7, 2017)
Longest Drive - Time	7:03	West Virginia (Nov. 25, 2017)

OPPONENTS' LONGEST PLAYS

Rushing	75	Alex Barnes, Kansas State (Oct. 21, 2017)
Passing	72	Zach Smith to Chris Platt, Baylor (Sept. 23, 2017)
Field Goal	46	Connor Martin, Baylor (Sept. 23, 2017)
Punt	69	Michael Dickson, Texas (Oct. 14, 2017)
Punt Return	52	KaVontae Turpin, TCU (Dec. 2, 2017)
Kickoff Return	56	2x, MR: KaVontae Turpin, TCU (Nov. 11, 2017)
Interception Return	35	Chad Whitener, Oklahoma State (Nov. 4, 2017)
Fumble Return	0	7x, MR: Colby Moore, Kansas State (Oct. 21, 2017)

OU'S LONGEST RUSHES

Date	Opponent	OU Player	Yards
9/23	Baylor	Abdul Adams	99 (TD)
11/25	West Virginia	Kyler Murray	66
9/23	Baylor	Trey Sermon	60
11/25	West Virginia	Rodney Anderson	58
12/2	TCU	Baker Mayfield	54
11/4	Oklahoma State	Trey Sermon	53 (TD)
9/16	Tulane	Abdul Adams	49
11/25	West Virginia	Abdul Adams	39
10/21	Kansas State	Rodney Anderson	36
10/28	Texas Tech	Abdul Adams	35
10/7	Iowa State	Abdul Adams	35
9/23	Baylor	Trey Sermon	34 (TD)
10/21	Kansas State	Baker Mayfield	32
11/11	TCU	Rodney Anderson	30
11/11	TCU	Baker Mayfield	27
11/11	TCU	Rodney Anderson	26
10/28	Texas Tech	Abdul Adams	26
11/18	Kansas	Trey Sermon	25 (TD)
11/11	TCU	Rodney Anderson	24 (TD)
10/28	Texas Tech	Jeff Badet	24
10/28	Texas Tech	Baker Mayfield	23
10/21	Kansas State	Rodney Anderson	22 (TD)
11/4	Oklahoma State	Rodney Anderson	21
10/14	Texas	Rodney Anderson	21
9/2	UTEP	Marcelias Sutton	21
11/4	Oklahoma State	Rodney Anderson	20
10/14	Texas	Trey Sermon	20
12/2	TCU	Trey Sermon	19
11/4	Oklahoma State	Rodney Anderson	19
11/18	Kansas	Kyler Murray	18
11/11	TCU	Rodney Anderson	18
11/4	Oklahoma State	Baker Mayfield	18
10/28	Texas Tech	Rodney Anderson	18
9/16	Tulane	Marcelias Sutton	18
11/25	West Virginia	Trey Sermon	17
11/25	West Virginia	Rodney Anderson	17 (TD)
10/28	Texas Tech	Rodney Anderson	17
11/18	Kansas	Rodney Anderson	16
10/28	Texas Tech	Rodney Anderson	16
10/21	Kansas State	Baker Mayfield	16
10/14	Texas	Baker Mayfield	16
9/23	Baylor	Abdul Adams	16
9/2	UTEP	Abdul Adams	16
11/11	TCU	Rodney Anderson	15 (TD)
10/14	Texas	Rodney Anderson	15 (TD)
10/7	Iowa State	Baker Mayfield	15
10/7	Iowa State	Baker Mayfield	15
9/16	Tulane	Marcelias Sutton	15
12/2	TCU	Rodney Anderson	14
11/4	Oklahoma State	Rodney Anderson	14 (TD)
10/21	Kansas State	Baker Mayfield	14 (TD)
9/23	Baylor	Abdul Adams	14
9/16	Tulane	Abdul Adams	14
11/25	West Virginia	Rodney Anderson	13 (TD)
10/14	Texas	Trey Sermon	13
10/7	Iowa State	Baker Mayfield	13 (TD)
9/23	Baylor	Baker Mayfield	13
9/23	Baylor	Abdul Adams	13
9/16	Tulane	Abdul Adams	13
9/9	Ohio State	Trey Sermon	13
12/2	TCU	Rodney Anderson	12
11/25	West Virginia	Kyler Murray	12
10/28	Texas Tech	Rodney Anderson	12
10/21	Kansas State	Rodney Anderson	12
9/23	Baylor	Baker Mayfield	12
9/23	Baylor	Trey Sermon	12
9/2	UTEP	Marcelias Sutton	12

OU'S LONGEST PASS PLAYS

Date	Opponent	OU Players	Yards
9/16	Tulane	Kyler Murray to Marquise Brown	87 (TD)
11/4	Oklahoma State	Baker Mayfield to Marquise Brown	84 (TD)
9/16	Tulane	Baker Mayfield to CeeDee Lamb	82 (TD)
11/4	Oklahoma State	Baker Mayfield to Marquise Brown	77 (TD)
10/21	Kansas State	Baker Mayfield to Marquise Brown	66
11/25	West Virginia	Baker Mayfield to CeeDee Lamb	62
10/14	Texas	Baker Mayfield to Mark Andrews	59 (TD)
11/25	West Virginia	Baker Mayfield to Marquise Brown	56
12/2	TCU	Baker Mayfield to Mykel Jones	55 (TD)
11/4	Oklahoma State	Baker Mayfield to Mark Andrews	55
10/14	Texas	Baker Mayfield to Jeff Badet	54 (TD)
12/2	TCU	Baker Mayfield to Marquise Brown	52 (TD)
9/23	Baylor	Baker Mayfield to Dimitri Flowers	52 (TD)
9/2	UTEP	Baker Mayfield to Jeff Badet	51
11/11	TCU	Baker Mayfield to Marquise Brown	50
11/4	Oklahoma State	Baker Mayfield to Dimitri Flowers	49 (TD)
9/23	Baylor	Baker Mayfield to Jeff Badet	48 (TD)
9/23	Baylor	Baker Mayfield to CeeDee Lamb	47
11/25	West Virginia	Kyler Murray to Myles Tease	46 (TD)
11/11	TCU	Baker Mayfield to Rodney Anderson	46
11/11	TCU	Baker Mayfield to CeeDee Lamb	46
9/2	UTEP	Baker Mayfield to Mark Andrews	45
10/14	Texas	Baker Mayfield to CeeDee Lamb	44
11/4	Oklahoma State	Baker Mayfield to Rodney Anderson	43 (TD)
9/2	UTEP	Kyler Murray to Lee Morris	43 (TD)
10/14	Texas	Trey Sermon to Marquise Brown	42
9/9	Ohio State	Baker Mayfield to Mykel Jones	42
11/4	Oklahoma State	Baker Mayfield to Mark Andrews	36
11/4	Oklahoma State	Baker Mayfield to Marquise Brown	36
9/9	Ohio State	Baker Mayfield to Dimitri Flowers	36 (TD)
11/18	Kansas	Baker Mayfield to Rodney Anderson	34 (TD)
9/2	UTEP	Baker Mayfield to Abdul Adams	34
11/18	Kansas	Kyler Murray to Jeffery Mead	33
11/18	Kansas	Baker Mayfield to Mykel Jones	33
11/11	TCU	Baker Mayfield to Rodney Anderson	33 (TD)
10/21	Kansas State	Baker Mayfield to Mykel Jones	32
10/21	Kansas State	Baker Mayfield to Mykel Jones	31
10/21	Kansas State	Baker Mayfield to Jeffery Mead	31
11/18	Kansas	Baker Mayfield to Dimitri Flowers	30
11/4	Oklahoma State	Baker Mayfield to Mykel Jones	30
10/28	Texas Tech	Baker Mayfield to CeeDee Lamb	30
12/2	TCU	Baker Mayfield to Marquise Brown	29
10/7	Iowa State	Baker Mayfield to Jordan Smallwood	29
9/16	Tulane	Baker Mayfield to Mark Andrews	29
9/9	Ohio State	Baker Mayfield to Jeff Badet	29
10/28	Texas Tech	Baker Mayfield to CeeDee Lamb	28
9/23	Baylor	Baker Mayfield to Mark Andrews	28
10/21	Kansas State	Baker Mayfield to Marquise Brown	26
10/7	Iowa State	Baker Mayfield to Mark Andrews	26
9/2	UTEP	Baker Mayfield to Mark Andrews	26
11/4	Oklahoma State	Baker Mayfield to CeeDee Lamb	25
9/16	Tulane	Baker Mayfield to Marquise Brown	25
9/16	Tulane	Baker Mayfield to Mark Andrews	25
11/25	West Virginia	Baker Mayfield to Dimitri Flowers	24
11/25	West Virginia	Baker Mayfield to Mark Andrews	24
11/18	Kansas	Baker Mayfield to Rodney Anderson	24
11/18	Kansas	Baker Mayfield to Marquise Brown	24 (TD)
11/11	TCU	Baker Mayfield to Rodney Anderson	24
10/28	Texas Tech	Baker Mayfield to CeeDee Lamb	24
10/7	Iowa State	Baker Mayfield to Trey Sermon	24
10/7	Iowa State	Baker Mayfield to Dimitri Flowers	24
9/23	Baylor	Baker Mayfield to Mark Andrews	24 (TD)
9/16	Tulane	Baker Mayfield to CeeDee Lamb	24
10/21	Kansas State	Baker Mayfield to Jeff Badet	23
10/7	Iowa State	Baker Mayfield to Trey Sermon	23 (TD)
9/2	UTEP	Baker Mayfield to Mark Andrews	23
11/11	TCU	Baker Mayfield to Rodney Anderson	22
10/14	Texas	Baker Mayfield to Mark Andrews	22
9/16	Tulane	Baker Mayfield to CeeDee Lamb	22 (TD)
9/9	Ohio State	Baker Mayfield to Jeff Badet	22
11/11	TCU	Baker Mayfield to Mark Andrews	21
10/14	Texas	Baker Mayfield to CeeDee Lamb	21
9/2	UTEP	Kyler Murray to Marcelias Sutton	21
9/9	Ohio State	Baker Mayfield to Grant Calcaterra	21
11/18	Kansas	Baker Mayfield to Grant Calcaterra	20
10/14	Texas	Baker Mayfield to Marquise Brown	20
9/23	Baylor	Baker Mayfield to Mark Andrews	20
9/16	Tulane	Baker Mayfield to Abdul Adams	20 (TD)
9/2	UTEP	Baker Mayfield to Mark Andrews	20
9/9	Ohio State	Baker Mayfield to Dimitri Flowers	20
9/9	Ohio State	Baker Mayfield to Dimitri Flowers	20

BIG 12/NCAA RANKINGS (Entering bowl games)

INDIVIDUAL

Category	Player	Stat	Big 12 Rank	NCAA Rank
Completion Percentage	Baker Mayfield	.710	1	1
Completions/Game	Baker Mayfield	20.15	5	31
Passing Efficiency	Baker Mayfield	203.8	1	1
Passing Touchdowns	Baker Mayfield	41	1	2
Passing Yards	Baker Mayfield	4,340	2	2
Passing Yards/Game	Baker Mayfield	333.8	2	4
Yards/Pass Attempt	Baker Mayfield	11.76	1	1
Yards/Pass Completion	Baker Mayfield	16.56	1	1
Rushing Touchdowns	Rodney Anderson	11	2	38
Rushing Yards	Rodney Anderson	960	4	57
	Trey Sermon	710	6	109
Rushing Yards/Carry	Rodney Anderson	5.93	3	30
Rushing Yards/Game	Rodney Anderson	73.8	5	74
	Trey Sermon	54.6	9	138
Receiving Touchdowns	Mark Andrews	8	6	34
	CeeDee Lamb	7	9	51
Receiving Yards	Marquise Brown	981	6	27
	Mark Andrews	906	9	37
Receiving Yards/Game	Marquise Brown	81.8	6	31
	Mark Andrews	69.7	10	54
Yards/Reception	Marquise Brown	20.02	4	15
	CeeDee Lamb	18.53	8	27
All-Purpose Yards/Game	Rodney Anderson	99.08	8	90
Total Offense/Game	Baker Mayfield	357.7	2	4
Total Touchdowns	Rodney Anderson	16	2	15
	Mark Andrews	8	10	137
	Dimitri Flowers	8	10	137
Points Responsible For	Baker Mayfield	278	1	1
	Austin Seibert	120	7	67
	Rodney Anderson	96	10	111
Points Responsible For/Game	Baker Mayfield	21.4	2	4
	Austin Seibert	9.2	8	87
Points/Game	Austin Seibert	9.2	3	14
	Rodney Anderson	7.4	9	72
Total Points Scored	Austin Seibert	120	2	8
	Rodney Anderson	96	5	38
Sacks/Game	Ogbonnia Okoronkwo	0.62	3	37
	Kenneth Mann	0.42	8	130
Tackles For Loss/Game	Ogbonnia Okoronkwo	1.3	2	18
Fumbles Recovered	Caleb Kelly	2	1	23
	Ogbonnia Okoronkwo	2	1	23
Field Goals Made/Game	Austin Seibert	1.15	6	58
Field Goal Percentage	Austin Seibert	.833	2	21
Kick Return Average	Marcelias Sutton	21.1	6	71

TEAM

Category	Stat	Big 12 Rank	NCAA Rank
Scoring Offense	44.9	2	4
Scoring Defense	25.0	4	52
Total Offense	583.3	1	1
Total Defense	384.8	4	57
Rushing Offense	215.9	1	27
Rushing Defense	144.2	6	40
Pass Offense	367.4	2	3
Pass Defense	240.6	3	88
Pass Efficiency	206.90	1	1
Pass Defense Efficiency	134.70	4	86
Passes Had Intercepted	5	1	5
Passes Intercepted	8	8	86
Sacks/Game	1.85	6	83
Sacks Allowed/Game	1.62	4	40
First Downs	337	1	2
First Downs Allowed	265	8	91
3rd-Down Conversion Pct.	43.1	4	39
Opp. 3rd-Down Conversion Pct.	38.7	5	64
4th-Down Conversion Pct.	52.2	5	68
Opp. 4th-Down Conversion Pct.	59.1	5	98
Red Zone Offense Pct.	90.8	2	20
Red Zone Defense Pct.	87.0	8	94
Penalties/Game	6.23	6	77
Penalty Yards/Game	61.77	8	100
Time of Possession	31:44	1	25
Turnover Margin/Game	0.38	4	34
Net Punt Average	37.83	6	64
Kick Return Average	19.64	8	94
Kickoff Coverage	22.63	5	93
Punt Return Average	5.69	7	97
Punt Coverage	15.71	9	127

KEY PLAYER CAPSULES (In alphabetical order by Offense/Defense/Specialists)

OFFENSE

23 ABDUL ADAMS • RB (5-11, 205, So., Landover, Md.)

- ▶ Missed Texas and Kansas State games due to injury.
- ▶ Recorded the longest play in school history with a 99-yard TD run at Baylor (9/23); it was the 11th 99-yard run in FBS history.
- ▶ Finished third on the team in rushing yards as a freshman in 2016 with 283 yards on 53 carries.
- ▶ Made collegiate debut against ULM (9/10/16) when he rushed career-high 18 times for career-high 91 yards; matched his career high with 91 yards vs. Kansas (10/29) later in the year.
- ▶ Ranked as a 4-star recruit by Scout and Rivals out of high school; No. 10 running back in the country according to Rivals.
- ▶ Finished senior season of high school with 180 carries for 2,036 yards and 21 touchdowns and 12 catches for 200 yards.

ADAMS' CAREER HIGHS

Rushes	18, ULM (9/10/16)
Rushing Yards	164, at Baylor (9/23/17)
Rushing TDs	1, at Baylor (9/23/17)
Long Rush	99, at Baylor (9/23/17)
Receptions	2, Tulane (9/16/17)
Receiving Yards	34, UTEP (9/2/17)
Receiving TDs	1, Tulane (9/16/17)
Long Reception	34, UTEP (9/2/17)
All-Purpose Yards	171, Baylor (9/23/17)

2017 GAME-BY-GAME STATS

OPP.	RUSH	YDS	TD	LG	REC	YDS	TD	LG
UTEP	7	53	0	16	1	34	0	34
at OHIO ST	6	20	0	8	0	0	0	-
TULANE	8	93	0	49	2	32	1	20
at BAYLOR	11	164	1	99	1	7	0	7
IOWA ST	3	42	0	35	1	7	0	7
vs. TEXAS				DNP				
at K-STATE				DNP				
TEXAS TECH	10	95	0	35	0	0	0	-
at OSU	1	4	0	4	0	0	0	-
TCU	1	2	0	2	0	0	0	-
at KANSAS	4	7	0	8	0	0	0	-
WVU	8	62	0	39	0	0	0	-
vs. TCU	0	0	0	-	0	0	0	-

68 JONATHAN ALVAREZ • OL (6-3, 306, Sr., Mesquite, Texas)

- ▶ Has appeared in 21 career games with 13 starts (9 at LG, 4 at C).
- ▶ Started at center in the first 3 games in 2016, then missed 3 games due to injury. Made his return vs. Texas Tech as a reserve (10/22/16).
- ▶ Played in 12 games in 2015 with 10 starts (9 at LG, 1 at C); missed Iowa State game due to injury.
- ▶ Made first career start at left guard against Akron (9/5/15) and first start at center vs. Tulsa (9/19/15).

24 RODNEY ANDERSON • RB (6-2, 218, R-So., Katy, Texas)

- ▶ All-Big 12 Second Team honoree and earned honorable mention honors for Big 12 Offensive Newcomer of the Year; also an Academic All-Big 12 Second Team selection.
- ▶ Leads the team in carries (162), rushing yards (960), rushing TDs (11) and overall TDs (16); has gained over 100 all-purpose yards in six of last seven games.
- ▶ Over the last seven games has rushed 140 times for 878 yards and nine TDs and caught 13 passes for 256 yards and 5 more TDs.
- ▶ Since Oct. 21, leads Power 5 players and is second nationally with 1,134 yards from scrimmage and 162.0 yards from scrimmage/game; also ranks second in that span in rushing yards/game (125.4) and TDs from scrimmage (14), third in rushing yards, fifth in rushing attempts and offensive touches (153) and sixth in rushing TDs.
- ▶ Scored a career-high four rushing TDs (all in the first half) and ran for 118 yards on 13 carries against West Virginia (11/25).
- ▶ Ran 23 times for 151 yards and two TDs and caught a personal best five passes for a career-high 139 yards and two more scores and finished with a career-high 290 all-purpose yards (11th most in OU history) against TCU (11/11) to earn Big 12 Offensive Player of the Week honors.
- ▶ Since at least 1996, he is the only player in the FBS to record at

- least 139 yards rushing and receiving in the same game.
- ▶ Performance against TCU made him the third player in OU history to record 100 rushing yards and 100 receiving yards in the same game. The others to do it were Joe Mixon (263 rushing yards, 114 receiving yards vs. Texas Tech in 2016) and Steve Sewell (153 rushing, 142 receiving vs. Kansas State in 1984).
- ▶ All four TDs against TCU came in the first half making him just the second player in school history to have two rushing TDs and two receiving TDs in one half (DeMarco Murray vs. K-State, 2008).
- ▶ Named Co-Big 12 Offensive Player of the Week after setting career highs in both rushes (24) and rushing yards (181) and tallying 202 all-purpose yards against Texas Tech (10/28/17).
- ▶ Rushed 19 times for 147 yards and a game-winning TD with 22 seconds to play, and added four receptions for 30 yards and another score at K-State (10/21/17).
- ▶ Has played in just 15 games since arriving on campus in 2015 after suffering season-ending injuries in 2015 (knee, two games into season) and 2016 (neck, fall camp).
- ▶ Consensus 4-star recruit out of high school; No. 2 running back in country by 247Sports.
- ▶ Ran for 5,493 yards on 603 carries for an average of 9.1 yards per rush and 144.6 yards per game in his career.
- ▶ Rushed for 2,485 yards and 36 touchdowns on 251 carries and caught three passes to help lead Katy to the Class 6A Division II state championship game as a senior.

ANDERSON'S CAREER HIGHS

Rushes	24, 2x, MR: TCU (12/2/17)
Rushing Yards	181, Texas Tech (10/28/17)
Rushing TDs	4, West Virginia (11/25/17)
Long Rush	58, West Virginia (11/25/17)
Receptions	5, TCU (11/11/17)
Receiving Yards	139, TCU (11/11/17)
Receiving TDs	2, TCU (11/11/17)
Long Reception	46, TCU (11/11/17)
All-Purpose Yards	290, TCU (11/11/17)

2017 GAME-BY-GAME STATS

OPP.	RUSH	YDS	TD	LG	REC	YDS	TD	LG
UTEP	4	14	1	4	1	9	0	9
at OHIO ST	3	10	0	8	1	12	0	12
TULANE	4	8	0	5	0	0	0	-
at BAYLOR	0	0	0	-	0	0	0	-
IOWA ST	1	2	0	2	1	6	0	6
vs. TEXAS	10	48	1	21	0	0	0	-
at K-STATE	19	147	1	36	4	30	1	16
TEXAS TECH	24	181	1	18	0	0	0	-
at OSU	21	111	1	21	2	48	1	43
TCU	23	151	2	30	5	139	2	46
at KANSAS	16	77	0	16	2	39	1	34
WVU	13	118	4	58	0	0	0	-
vs. TCU	24	93	0	14	0	0	0	-

81 MARK ANDREWS • TE (6-5, 254, R-Jr., Scottsdale, Ariz.)

- ▶ Unanimous first-team All-American (AFCA, AP, FWAA, Sporting News, Walter Camp).
- ▶ OU's first Mackey Award winner (nation's best tight end).
- ▶ All-Big 12 First Team honoree.
- ▶ Leads the nation's TEs with his 906 receiving yards and 69.7 receiving yards/game, and is second in yards per catch (15.6), third in receptions (58) and sixth in touchdown receptions (eight).
- ▶ Oklahoma's all-time leader for receiving yards by a TE (1,713).
- ▶ Also ranks sixth overall in OU history in career TD receptions (22), 10th in career 100-yard receiving games (3), 11th in career receiving yards and 17th overall (third among TEs) with 108 career receptions.
- ▶ Of his 108 career catches, 22 (20.4%) have gone for a TD.
- ▶ His 58 receptions this year lead the team and are third all-time among OU TEs (22nd overall); also leads the team with eight receiving TDs.
- ▶ Matched career highs in receptions (7) and TDs (2) in the Big 12 Championship Game against TCU.
- ▶ Named 2016 First Team All-Big 12 at tight end by coaches and AP.
- ▶ All-Big 12 Second Team honoree by league coaches and first team pick by AP in 2015.
- ▶ Ranked second on team last season with seven TD catches, third with 489 receiving yards and fourth with 31 total receptions
- ▶ Had 19 receptions (16.7 yards per catch) in 2015 and his 7 TD receptions set an OU freshman record.

- ▶ A two-time Academic All-Big 12 First Team honoree in 2015 and 2016 and second-team selection in 2017.
- ▶ A consensus 4-star recruit who had 68 receptions for 1,122 yards and 17 TDs as a senior in Scottsdale, Ariz. (Desert Mountain HS); rated as the nation's No. 7 tight end by ESPN.
- ▶ Diagnosed with type 1 diabetes at age 9. Blood levels are checked two or three times during practices and every quarter during games.

ANDREWS' CAREER HIGHS

Receptions	7, 3x, MR: at TCU (12/2/17)
Receiving Yards	134, UTEP (9/2/17)
Receiving TDs	2, 3x, MR: vs. TCU (12/2/17)
Long Reception	64, vs. Houston (9/3/16)

2017 GAME-BY-GAME STATS

OPP.	REC	YDS	TD	LG
UTEP	7	134	1	45
at OHIO ST	2	23	0	14
TULANE	4	76	0	29
at BAYLOR	3	72	1	28
IOWA ST	3	50	0	26
vs. TEXAS	4	104	1	59
at K-STATE	7	61	0	15
TEXAS TECH	6	79	1	18
at OSU	3	102	0	55
TCU	4	44	0	21
at KANSAS	4	42	1	24
WVU	4	61	1	24
vs. TCU	7	58	2	17

2 JEFF BADET • WR and PR/KR (56-0, 178, R-Sr., Orlando, Fla.)

- ▶ Leads OU in kick return average (22.4).
- ▶ Graduate transfer from Kentucky, played in 34 career games with 28 starts for the Wildcats and finished with 1,385 receiving yards to rank 15th on school's career yardage list.
- ▶ Last year, led Kentucky in receiving yards (670), receiving yards per game (51.5) and yards per catch (21.6; ranked sixth nationally) while ranking second in receptions (31) and touchdown receptions (4).

BADET'S CAREER HIGHS

Receptions	7, Mississippi State (10/22/16)*
Receiving Yards	139, Mississippi State (10/22/16)*
Receiving TDs	2, Mississippi State (10/22/16)*
Long Reception	72, Southern Miss (9/3/16)*
Rushes	2, at Ohio State (9/9/17)
Rushing Yards	25, at Florida (9/10/16)*
Rushing TDs	N/A
Long Rush	25, at Florida (9/10/16)*
Kick Returns	4, at Ohio State (9/9/17)
Kick Return Yards	79, at Ohio State (9/9/17)
Kick Return Long	70, at Baylor (9/23/17)
Punt Returns	2, UTEP (9/2/17)
Punt Return Yards	5, UTEP (9/2/17)
Punt Return Long	6, UTEP (9/2/17)
All-Purpose Yards	216, Mississippi State (10/22/16)*

* achieved while playing at Kentucky

2017 GAME-BY-GAME STATS

OPP.	REC	YDS	TD	LG	KR	YDS	TD	LG
UTEP	4	91	0	51	1	23	0	23
at OHIO ST	5	82	0	29	4	79	0	23
TULANE	1	13	0	13	0	0	0	-
at BAYLOR	2	57	1	48	2	71	0	70
IOWA ST	1	19	0	19	3	61	0	23
vs. TEXAS	2	59	1	54	0	0	0	-
at K-STATE	5	42	0	23	0	0	0	-
TEXAS TECH	0	0	0	-	0	0	0	-
at OSU	1	5	1	5	0	0	0	-
TCU	0	0	0	-	1	1	0	11
at KANSAS	3	20	0	13	0	0	0	-
WVU	1	8	0	8	0	0	0	-
vs. TCU	0	0	0	-	1	24	0	24

5 MARQUISE BROWN • WR
(5-11, 162, So., Hollywood, Fla.)

- ▶ All-Big 12 Honorable Mention selection.
- ▶ Leads the team in receiving yards (981), receiving yards/game (81.8) and yards/catch (20.0).
- ▶ Ranks 10th in OU history with 981 receiving yards this year.
- ▶ Tied for 10th at OU in career 100-yard receiving games (3).
- ▶ Broke the school record for receiving yards in a game with 265 on career-high 9 catches and 2 TDs at Oklahoma State (11/4/17); also the ninth highest total in Big 12 history and the most by a Power 5 player this year. Named Big 12 Newcomer of the Week for second time.
- ▶ Also tied the OU record for receiving yards in a half with 178 in the first half at Oklahoma State.
- ▶ The only player in program history with multiple catches of at least 80 yards in a career (did it in a span of 7 games this year).
- ▶ Named Big 12 Newcomer of the Week on Sept. 18 after catching six passes for 155 yards, including an 87-yard touchdown. Set a program record with 141 receiving yards in the second half.
- ▶ Early enrollee in January 2017 from College of the Canyons.
- ▶ Ranked as a 4-star recruit by ESPN, Rivals and Scout; No. 10 junior college player in the country by Rivals.
- ▶ Led College of the Canyons with 50 receptions for 754 yards and 10 TDs last season; also returned 13 kickoffs for 402 yards and a touchdown and returned nine punts for 182 yards and another TD.

BROWN'S CAREER HIGHS

Receptions	9, at Oklahoma State (11/4/17)
Receiving Yards	265, at Oklahoma State (11/4/17) ^A
Receiving TDs	2, at Oklahoma State (11/4/17)
Long Reception	87, Tulane (9/16/17)
All-Purpose Yards	265, at Oklahoma State (11/4/17)

^A school record

2017 GAME-BY-GAME STATS

OPP.	REC	YDS	TD	LG
UTEP	3	32	0	13
at OHIO ST		DNP		
TULANE	6	155	1	87
at BAYLOR	3	27	0	15
IOWA ST	2	16	0	13
vs. TEXAS	4	73	0	42
at K-STATE	6	126	0	66
TEXAS TECH	5	49	1	18
at OSU	9	265	2	84
TCU	2	56	0	50
at KANSAS	4	31	1	24
WVU	2	64	0	56
vs. TCU	3	87	1	52

78 ORLANDO BROWN • OL
(6-8, 345, R-Jr., Duluth, Ga.)

- ▶ Unanimous first-team All-American (AFCA, AP, FWA, Sporting News, Walter Camp).
- ▶ One of three finalists for the Outland Trophy.
- ▶ Voted Big 12 Offensive Lineman for the second straight year; also named to All-Big 12 First Team.
- ▶ Has started at left tackle in all 39 games since the start of 2015.
- ▶ Voted team captain in 2017.
- ▶ Named second-team All-American by the AP and FWA in 2016.
- ▶ Voted the 2016 Big 12 Offensive Lineman of the Year by league's coaches, the first sophomore to win the award.
- ▶ Named 2016 first-team All-Big 12 by the league's coaches and AP.
- ▶ 2015 Freshman All-American (Sporting News).
- ▶ Became one of just 10 freshmen in OU history to start a game at offensive tackle, making his Sooner debut against Akron (9/5/15).
- ▶ Consensus 3-star recruit; rated as the nation's No. 29 offensive tackle by 247Sports.
- ▶ Son of the late Orlando "Zeus" Brown, who played in 129 NFL games.

80 GRANT CALCATERRA • TE
(6-3, 232, Fr., Rancho Santa Margarita, Calif.)

- ▶ All-Big 12 Honorable Mention selection.
- ▶ Has caught seven passes for 112 yards and two TDs in the last four games after recording three receptions for 50 yards and a TD in the first nine contests of the season.
- ▶ Early enrollee in January 2017.
- ▶ Ranked as a 4-star recruit by ESPN, Rivals, Scout and 247Sports; tabbed the No. 2 tight end in the country by ESPN.
- ▶ Caught 57 passes for 958 yards and eight touchdowns as a senior and added 48 receptions for 926 yards and nine scores as a junior.

CALCATERRA'S CAREER HIGHS

Receptions	4, at Kansas (11/18/17)
Receiving Yards	67, at Kansas (11/18/17)

Receiving TDs	1, 3x, MR: West Virginia (11/25/17)
Long Reception	21, at Ohio State (9/9/17)

2017 GAME-BY-GAME STATS

OPP.	REC	YDS	TD	LG
UTEP	2	29	1	16
at OHIO ST	1	21	0	21
TULANE	0	0	0	-
at BAYLOR	0	0	0	-
IOWA ST	0	0	0	-
vs. TEXAS	0	0	0	-
at K-STATE	0	0	0	-
TEXAS TECH	0	0	0	-
at OSU	0	0	0	-
TCU	1	13	1	13
at KANSAS	4	67	0	20
WVU	2	32	1	18
vs. TCU	0	0	0	-

71 BOBBY EVANS • OL
(6-4, 312, R-So., Allen, Texas)

- ▶ Named 2017 Honorable Mention All-Big 12 by Big 12 coaches; also an Academic All-Big 12 Second Team selection.
- ▶ Has started each of the last 25 games at right tackle; made OU debut in start vs. ULM (9/10/16).
- ▶ Named 2016 Honorable Mention All-Big 12 by Big 12 coaches; played 594 snaps and allowed two sacks
- ▶ Named Academic All-Big 12 First Team in 2016.
- ▶ Early enrollee was a consensus 4-star recruit and ranked No. 94 overall in the country by Scout.
- ▶ Younger brother of former OU linebacker Tay Evans and son of Bobby Joe Evans who was 1994-95 Texas Gatorade High School Player of the Year in basketball and played at OU (lettered 1996-98).

36 DIMITRI FLOWERS • FB
(6-2, 247, Sr., San Antonio, Texas)

- ▶ First Team All-Big 12 honoree and Academic All-Big 12 First Team selection.
- ▶ Winner of OU's Don Key Award, which is described by Oklahoma coaches as the highest honor an OU football player can receive while playing for the Sooners. It goes to the player who best exemplifies the many superior qualities of Key, both on the field and in the classroom.
- ▶ One of four players in the country (including Rodney Anderson) with at least four rushing TDs and four receiving TDs this season.
- ▶ Ranks 4th in OU history among RBs with 833 career receiving yards and tied for eighth with 51 receptions.
- ▶ Named second-team All-Big 12 by the league's coaches in 2016.
- ▶ Had 149 yards of offense and a receiving TD on 25 touches at Iowa State (11/3/16), including 115 yards rushing on first 22 carries of career.
- ▶ A 2015 All-Big 12 Honorable Mention pick by league's coaches.
- ▶ Hauled in a TD catch following a desperate scramble by Baker Mayfield late in the fourth quarter in a win at No. 4 Baylor (11/14/15).
- ▶ Had a career-long 75-yard TD catch on the Sooners' first play (an end-around reverse pass) against Iowa State (11/7/15).

FLOWERS' CAREER HIGHS

Rushing Attempts	22, at Iowa State (11/3/16)
Rushing Yards	115, at Iowa State (11/3/16)
Rushing TDs	1, 4x, MR: Texas Tech (10/28/17)
Long Rush	14, at Iowa State (11/1/14)
Receptions	7, 2x, MR: Iowa State (10/7/17)
Receiving Yards	98, at Ohio State (9/9/17)
Receiving TDs	1, 12x, MR: at Oklahoma State (11/4/17)
Long Reception	75, Iowa State (11/7/15)
All-Purpose Yards	149, Iowa State (11/3/16)

2017 GAME-BY-GAME STATS

OPP.	RUSH	YDS	TD	LG	REC	YDS	TD	LG
UTEP	2	5	1	3	1	18	0	18
at OHIO ST	0	0	0	-	7	98	1	36
TULANE	0	0	0	-	0	0	0	-
at BAYLOR	1	3	1	3	1	52	1	52
IOWA ST	1	1	1	1	7	95	0	24
vs. TEXAS	2	3	0	3	1	7	0	7
at K-STATE	2	-1	0	0	2	20	1	14
TEXAS TECH	3	12	1	6	0	0	0	-
at OSU	0	0	0	-	1	49	1	49
TCU	1	1	0	1	0	0	0	-
at KANSAS	0	0	0	-	1	30	0	30
WVU	1	2	0	2	1	24	0	24
vs. TCU	0	0	0	-	1	18	0	18

74 CODY FORD • OL
(6-4, 343, R-So., Pineville, La.)

- ▶ Academic All-Big 12 Second Team honoree.
- ▶ Has played in 14 career games with 7 starts at left guard.
- ▶ First start since broken leg came at left guard at Ohio State (9/9/17).
- ▶ Started first 3 games of 2016 at left guard; left Ohio State game on OU's first drive with broken fibula (9/17/16) and missed rest of year.
- ▶ Redshirted in 2015; named OU Scout Team Offensive Player of the Year.
- ▶ 4-star high school recruit and No. 22 guard by Rivals.

3 MYKEL JONES • WR
(5-11, 186, So., Patterson, La.)

- ▶ Academic All-Big 12 Second Team honoree.
- ▶ Has 10 receptions for 176 yards in the last five contests after tallying 134 yards on 6 catches in the first 8 games of the season.
- ▶ First TD of his career came on a career-long 55-yard reception against TCU in the Big 12 Championship Game.
- ▶ Had a career-high 76 receiving yards on 3 catches at K-State (10/21).
- ▶ Appeared in all 13 games and registered 13 catches for 106 yards as a freshman last season.
- ▶ Led team in receiving with six catches for 48 yards against ULM (9/10) in his college debut last season.
- ▶ 4-star recruit according to ESPN, Rivals and Scout out of high school; No. 20 wide receiver by Rivals.

JONES' CAREER HIGHS

Receptions	6, ULM (9/10/16)
Receiving Yards	76, at Kansas State (10/21/17)
Receiving TDs	1, vs. TCU (12/2/17)
Long Reception	55, vs. TCU (12/2/17)
All-Purpose Yards	76, at Kansas State (10/21/17)

2017 GAME-BY-GAME STATS

OPP.	REC	YDS	TD	LG
UTEP	0	0	0	-
at OHIO ST	2	48	0	42
TULANE	0	0	0	-
at BAYLOR	0	0	0	-
IOWA ST	1	10	0	10
vs. TEXAS	0	0	0	-
at K-STATE	3	76	0	32
TEXAS TECH	0	0	0	-
at OSU	3	53	0	30
TCU	3	23	0	18
at KANSAS	1	33	0	33
WVU	0	0	0	-
vs. TCU	3	67	1	55

9 CEEDEE LAMB • WR and PR/KR
(6-1, 173, Fr., Richmond, Texas)

- ▶ Named a Freshman All-American by ESPN.
- ▶ All-Big 12 Honorable Mention for Offensive Freshman of the Year.
- ▶ Leads the team in punt returns (12) and punt return yards (74).
- ▶ Tied the OU freshman record for receiving touchdowns with 7.
- ▶ Also ranks second all-time among OU freshmen with 741 receiving yards and fifth with 40 receptions.
- ▶ Set OU freshman single-game records with 9 receptions and 147 receiving yards and tied the OU frosh single-game mark with 2 TD grabs vs. Texas Tech (10/28); named Big 12 Newcomer of the Week.
- ▶ Became the third true freshman wide receiver to start a season opener in program history (three catches for 21 yards and a TD).
- ▶ A 4-star recruit according to 247Sports, ESPN, Rivals and Scout; the No. 72 overall player and No. 16 WR in the country by Rivals.
- ▶ As a senior, caught 98 passes for 2,032 yards (fourth most in state history) and 33 touchdowns (tied for second most in state history) and returned three punts for scores.
- ▶ Named a second-team All-American by MaxPreps, the Houston Chronicle's All-Greater Houston Football Offensive Player of the Year and the Houston Touchdown Club's Offensive Player of the Year.

LAMB'S CAREER HIGHS

Receptions	9, Texas Tech (10/28/17)
Receiving Yards	147, Texas Tech (10/28/17)
Receiving TDs	2, 2x, MR: Texas Tech (10/28/17)
Long Reception	82, Tulane (9/16/17)
Punt Returns	3, at Kansas (11/18/17)
Punt Return Yards	20, at Kansas (11/18/17)
Long Punt Return	21, at Kansas (11/18/17)
All-Purpose Yards	147, Texas Tech (10/28/17)

2017 GAME-BY-GAME STATS

OPP.	REC	YDS	TD	LG
UTEP	3	21	1	19
at OHIO ST	5	61	0	17
TULANE	4	131	2	82
at BAYLOR	3	68	0	47
IOWA ST	2	26	1	15
vs. TEXAS	3	74	0	44
at K-STATE	1	12	0	12
TEXAS TECH	9	147	2	30
at OSU	3	51	0	25
TCU	2	53	0	46
at KANSAS	1	5	0	5
WVU	4	92	1	62
vs. TCU	0	0	0	-

6 BAKER MAYFIELD • QB (6-1, 220, R-Sr., Austin, Texas)

- Unanimous first-team All-American (AFCA, AP, FWA, Sporting News, Walter Camp).
- Winner of the Heisman Trophy; he's the first player since the NCAA allowed the creation of athletics scholarships in 1950 to start his football career as a walk-on athlete and go on to win the award.
- Just the fifth player and first since Georgia's Herschel Walker (from 1980 to '82) to finish in the top four of Heisman Trophy balloting three times. Mayfield finished third in voting last year and fourth in 2015.
- Also winner of the Maxwell Award, Davey O'Brien Award, Walter Camp Player of the Year, AP Player of the Year and Sporting News Player of the Year.
- Finalist for the Burlsworth Trophy, Unitas Golden Arm Award and Earl Campbell Tyler Rose Award.
- Big 12 Offensive Player of the Year; All-Big 12 First Team selection.
- Four-time 2017 Big 12 Offensive Player of the Week (9/4, 9/11, 10/23, 11/6); most such honors in a season by an OU player.
- Team captain in 2016 and 2017.
- Only player in FBS history to pass for at least 13,500 yards (14,320) and rush for at least 1,000 yards (1,077).
- Ranks first at OU in career completion percentage (.700); Sam Bradford ranks second at .676 and career passing efficiency rating (190.7; Bradford ranks second at 175.6).
- Also ranks second in OU history in passing yards (12,005), TD passes (117), completions (785), attempts (1,122), 300-yard passing games (20), 400-yard passing games (4) and total offense (12,897).
- In Big 12 history, ranks first in yards/attempt (9.8) and in pass efficiency (176.0) and passing TDs (129), third in passing yards (14,320) and total offense (15,402), fifth in completion percentage (.686), sixth in completions (1,003) and eighth in attempts (1,462).
- Ranks sixth in NCAA history in career passing TDs and total offense, and 10th in career passing yards.
- Has thrown 2-plus TD passes in a Big 12-record 26 straight games, and at least one TD pass in a Big 12-record 39 consecutive games.
- Season completion percentage (.710) ranks first in OU history, passing TD total (41) and total offense (4,650) ranks second, passing total (4,430) is fourth and completion total (262) is ninth.
- Set school records for passing yards (598), passing yards in a half (387) and total offense (589) at Oklahoma State (11/4/17); passing yardage total was sixth-best in Big 12 history and the most in the FBS this year, total offense number was eighth-most in league history.
- His 479 yards (410 pass, 69 rush) of total offense at K-State was the seventh highest mark in program history (10/21).
- Set an OU record with 16 straight completions to start 2017 season opener vs. UTEP; also completed final 14 passes in 31-16 win at No. 2 Ohio State the next game (named Big 12 Offensive Player of the Week after both contests).
- Two-time winner of the Burlsworth Trophy (best player who began career as a walk-on; 2015 and '16).
- 2016 second-team All-American by FWA and third-team by AP; 2015 first-team All-American by Sporting News and Walter Camp Football Foundation; second-team All-American by AP and FWA.
- Named 2015 national player of the year by Sporting News.
- Finalist for the 2016 Davey O'Brien and Maxwell Awards, and semifinalist for 2016 Walter Camp Player of the Year Award; finalist for 2015 O'Brien, Walter Camp and Manning Awards.
- Two-time first-team All-Big 12 honoree by the league's coaches; tabbed 2015 Big 12 Offensive Player of the Year.
- Holds OU record for passing TDs in back-to-back games (11; done twice in 2016) and in three straight games (15; also done twice).
- Set FBS single-season pass efficiency rating record in 2016 with a 196.4 mark (the previous record was 191.8; next highest Power 5 figure in 2016 was 167.5) and also ranked first nationally in completion percentage (70.9) and yards per pass attempt (11.1).
- Ranked second nationally last year in yards/completion (15.6), fourth in points responsible for (21.5/game) and sixth in passing TDs (40); also ranked fourth nationally with 22 completions of 40+ yards.

- Led Big 12 in conference play last season in passing TDs (31; next most was 27; third most was 20), completion percentage (.735; next best was .641) and pass efficiency rating (208.9; next best was 158.8).
- Set school record for passing TDs with seven at Texas Tech (10/22/16). Also set a career high with 545 passing yards, the second most in OU history and just 9 shy of school record. It marked just the fourth 500-yard game by an OU quarterback.
- Amassed 572 yards of total offense vs. Tulsa (9/19/15) to set the OU single-game record. That total was the most by an FBS player in 2015 and seventh most by a player in Big 12 history.
- His 564 yards of total offense (545 pass, 19 rush) at Texas Tech in 2016 ranked second in school history behind the 572 (487 pass, 85 rush) he piled up against Tulsa in 2015.
- Transferred from Texas Tech after the 2013 season and sat out 2014 (lost a year of eligibility in the intraleague transfer but gained it back in vote of Big 12 Faculty Athletics reps June 2016). Played in 8 games (7 starts) as a freshman at Texas Tech, completing 218 of 340 passes for 2,315 yards with 12 TDs and 9 INTs.
- Named the Big 12 Offensive Freshman of the Year in 2013 and an honorable mention freshman All-American by College Football News.

MAYFIELD'S CAREER HIGHS

Completions	43, at SMU (8/30/13)*
Attempts	60, at SMU (8/30/13)*
Passing Yards	598, at Oklahoma State (11/4/17)^
Passing TDs	7, at Texas Tech (10/22/16)^
Long Pass	88, Kansas State (10/15/16)
Rushes	16, at Texas (11/28/13)*
Rushing Yards	85, Tulsa (9/19/15)
Rushing TDs	2, 4x MR: at Kansas State (10/21/17)
Long Rush	54, vs. TCU (12/2/17)
Total Offense	589, at Oklahoma State (11/4/17)^

* achieved while playing at Texas Tech ^ OU record

2017 GAME-BY-GAME STATS

OPP.	COMP	ATT	TD	INT	PCT	YDS	LG	RUSH	YDS	TD	LG
UTEP	19	20	3	0	95.0	329	51	2	-8	0	2
at OHIO ST	27	35	3	0	77.1	386	42	7	-5	0	4
TULANE	17	27	4	0	63.0	331	82	4	0	0	7
at BAYLOR	13	19	3	0	68.4	283	52	8	30	0	13
IOWA ST	24	33	2	0	72.7	306	29	11	57	1	15
vs. TEXAS	17	27	2	1	63.0	302	59	7	27	0	16
at K-STATE	32	41	2	1	78.0	410	66	9	69	2	32
TEXAS TECH	22	34	4	1	64.7	281	30	6	20	1	23
at OSU	24	36	5	2	66.7	598	84	8	-9	1	18
TCU	18	27	3	0	66.7	333	50	11	50	0	27
at KANSAS	20	30	3	0	66.7	257	34	4	9	0	8
WVU	14	17	3	0	82.4	281	62	2	5	0	5
vs. TCU	15	23	4	0	65.2	243	55	6	65	0	54

15 JEFFERY MEAD • WR (6-5, 195, Sr., Tulsa, Okla.)

- Threw a 17-yard completion against Iowa State (10/7/17).
- Caught nine passes for 144 yards and 2 TDs over the final nine games of the 2016 season after just one catch for six yards and a score in first seven contests.
- An Academic All-Big 12 First Team honoree in 2015 and second team selection in 2017.
- ESPN and 247Sports 4-star recruit. No. 7 player in state by 247Sports.

MEAD'S CAREER HIGHS

Receptions	2, 6x, MR: vs. Texas (10/14/17)
Receiving Yards	42, 2x, MR: Oklahoma State (12/3/16)
Receiving TDs	1, 4x, MR: at West Virginia (11/19/16)
Long Reception	42, Oklahoma State (12/3/16)

2017 GAME-BY-GAME STATS

OPP.	REC	YDS	TD	LG
UTEP	1	12	0	12
at OHIO ST	0	0	0	-
TULANE	1	6	0	6
at BAYLOR	0	0	0	-
IOWA ST	0	0	0	-
vs. TEXAS	2	16	0	10
at K-STATE	1	31	0	31
TEXAS TECH	0	0	0	-
at OSU	DNP	DNP	DNP	DNP
TCU	DNP	DNP	DNP	DNP
at KANSAS	1	33	0	33
WVU	0	0	0	-
vs. TCU	DNP	DNP	DNP	DNP

84 LEE MORRIS • WR (6-2, 212, R-So., Allen, Texas)

- Walk-on receiver; high school teammate of OU QB Kyler Murray and won three state championships.
- First career reception was a 43-yard TD vs. UTEP (9/2).
- Father, Lee Jr., caught six passes for 114 yards and 3 TDs in his OU career (1985-86).

MORRIS' CAREER HIGHS

Receptions	1, 2x, MR: at Ohio State (9/9/17)
Receiving Yards	43, UTEP (9/2/17)
Receiving TDs	1, 2x, MR: at Ohio State (9/9/17)
Long Reception	43, UTEP (9/2/17)

2017 GAME-BY-GAME STATS

OPP.	REC	YDS	TD	LG
UTEP	1	43	1	43
at OHIO ST	1	18	1	18
TULANE	0	0	0	-
at BAYLOR	0	0	0	-
IOWA ST	0	0	0	-
vs. TEXAS	0	0	0	-
at K-STATE	0	0	0	-
TEXAS TECH	0	0	0	-
at OSU	0	0	0	-
TCU	0	0	0	-
at KANSAS	0	0	0	-
WVU	0	0	0	-
vs. TCU	0	0	0	-

1 KYLER MURRAY • QB (5-10, 192, R-So., Allen, Texas)

- First career start at OU came vs. West Virginia (11/25); ran for 80 yards (66 on the first play of the game) on three carries and completed both passes for 52 yards, including a 46-yard TD.
- Made OU debut with 10-of-11 passing for 149 yards vs. UTEP (9/2).
- 2017 Academic All-Big 12 Second Team honoree.
- Transferred from Texas A&M after 2015 season; redshirted in 2016.
- Played in eight games and made three starts at quarterback for Aggies in 2015; finished second on team with 335 rushing yards and 1,021 yards of total offense.
- Enrolled at OU in January 2016 and participated in spring practice.
- Consensus 5-star recruit by ESPN, Rivals and Scout; touted by ESPN as top dual threat QB in country.
- Led Allen High School to three straight state titles, never losing a game as a starting QB (43-0).
- Named National Player of the Year by Parade, Gatorade, MaxPreps and USA Today.
- Rated by MaxPreps in August 2017 as best high school QB of last 10 years.
- Was first player ever selected to play in Under Armour All-American games for both football and baseball (played baseball at OU in 2017).

MURRAY'S CAREER HIGHS

Completions	22, Western Carolina (11/14/15)*
Attempts	39, Western Carolina (11/14/15)*
Passing Yards	223, South Carolina (10/31/15)*
Passing TDs	3, Western Carolina (11/14/15)*
Long Pass	87, Tulane (9/16/17)
Rushes	20, South Carolina (10/31/15)*
Rushing Yards	156, South Carolina (10/31/15)*
Rushing TDs	1, South Carolina (10/31/15)*
Long Rush	66, West Virginia (11/25/17)
Total Offense	379, South Carolina (10/31/15)*

* achieved while playing at Texas A&M

2017 GAME-BY-GAME STATS

OPP.	COMP	ATT	TD	INT	PCT	YDS	LG	RUSH	YDS	TD	LG
UTEP	10	11	1	0	90.9	149	43	3	8	0	7
at OHIO ST	0	0	0	0	-	0	-	1	9	0	9
TULANE	3	3	1	0	100.0	103	87	1	8	0	8
at BAYLOR	DNP	DNP	DNP	DNP	DNP	DNP	DNP	DNP	DNP	DNP	DNP
IOWA ST	DNP	DNP	DNP	DNP	DNP	DNP	DNP	DNP	DNP	DNP	DNP
vs. TEXAS	DNP	DNP	DNP	DNP	DNP	DNP	DNP	DNP	DNP	DNP	DNP
at K-STATE	0	0	0	0	-	0	-	2	4	0	2
TEXAS TECH	DNP	DNP	DNP	DNP	DNP	DNP	DNP	DNP	DNP	DNP	DNP
at OSU	DNP	DNP	DNP	DNP	DNP	DNP	DNP	DNP	DNP	DNP	DNP
TCU	DNP	DNP	DNP	DNP	DNP	DNP	DNP	DNP	DNP	DNP	DNP
at KANSAS	3	5	0	0	60.0	55	33	3	33	0	18
WVU	2	2	1	0	100.0	52	46	3	80	0	66
vs. TCU	DNP	DNP	DNP	DNP	DNP	DNP	DNP	DNP	DNP	DNP	DNP

72 BEN POWERS • OL
(6-4, 310, Jr., Wichita, Kan.)

- ▶ All-Big 12 Second Team honoree; Academic All-Big 12 First Team selection.
- ▶ Has played in 24 games with 19 starts at left guard and two at right guard; starts at RG came against Iowa State and Texas this season.
- ▶ Voted second-team All-Big 12 by the AP and honorable mention All-Big 12 by the league's coaches in 2016. Played 595 snaps and surrendered one sack.
- ▶ Lined up at left guard at TCU (10/1) for his first career start after making OU debut against ULM (9/10).
- ▶ Enrolled at OU in January of 2016 after one season at Butler CC.
- ▶ Rated as a 4-star recruit and the No. 36 JUCO player by ESPN.

75 DRU SAMIA • OL
(6-5, 302, Jr., Sacramento, Calif.)

- ▶ All-Big 12 Second Team honoree; Academic All-Big 12 First Team selection.
- ▶ Has played in 37 career games with 32 starts (23 at RG, 10 at RT).
- ▶ Did not play vs. Iowa State (10/7/17) due to injury.
- ▶ Voted honorable mention All-Big 12 by coaches in 2016.
- ▶ Named Academic All-Big 12 Second Team in 2016.
- ▶ Started 2016 season opener at right tackle but has started at right guard in 13 games since.
- ▶ Became first OU true freshman to start at offensive tackle since Trent Williams in 2006.
- ▶ Four-star recruit by Rivals, Scout and 247Sports; ranked as 13th best OT by Scout.

4 TREY SERMON • RB
(6-0, 222, Fr., Marietta, Ga.)

- ▶ All-Big 12 Honorable Mention for Offensive Freshman of the Year.
- ▶ Threw a 42-yard completion to Jeffery Mead against Texas (10/14).
- ▶ Named Big 12 Newcomer of the Week on Sept. 25 after rushing for career-high 148 yards and 2 TDs, all in the 4th quarter, at Baylor.
- ▶ Early enrollee in January 2017.
- ▶ Ranked as a 4-star recruit by 247Sports, ESPN, Rivals and Scout.
- ▶ Rated as the 80th overall player in the country by ESPN and the No. 9 running back.
- ▶ Ran for 1,227 yards and 16 TDs on 166 carries (7.4 yards per rush) as a senior.

SERMON'S CAREER HIGHS

Rushes	20, vs. Texas (10/14/17)
Rushing Yards	148, at Baylor (9/23/17)
Rushing TDs	2, at Baylor (9/23/17)
Long Rush	60, at Baylor (9/23/17)
Receptions	5, Iowa State (10/7/17)
Receiving Yards	54, Iowa State (10/7/17)
Receiving TDs	1, 2x, MR: Iowa State (10/7/17)
Long Reception	24, Iowa State (10/7/17)
All-Purpose Yards	148, at Baylor (9/23/17)

2017 GAME-BY-GAME STATS

OPP.	RUSH	YDS	TD	LG	REC	YDS	TD	LG
UTEP	7	51	0	10	0	0	0	-
at OHIO ST	17	62	0	13	3	23	1	10
TULANE	7	22	1	11	0	0	0	-
at BAYLOR	12	148	2	60	0	0	0	-
IOWA ST	18	90	0	11	5	54	1	24
vs. TEXAS	20	96	0	20	2	11	0	7
at K-STATE	4	18	0	7	2	7	0	6
TEXAS TECH	0	0	0	-	0	0	0	-
at OSU	10	81	1	53	2	25	0	16
TCU	3	-1	0	0	0	0	0	-
at KANSAS	5	30	1	25	0	0	0	-
WVU	6	50	0	17	1	6	0	6
vs. TCU	10	63	0	19	1	13	0	13

17 JORDAN SMALLWOOD • WR
(6-2, 225, R-Sr., Jenks, Okla.)

- ▶ Winner of OU's Don Key Award, which is described by Oklahoma coaches as the highest honor an OU football player can receive while playing for the Sooners. It goes to the player who best exemplifies the many superior qualities of Key, both on the field and in the classroom.
- ▶ Veteran has played in 45 career games; has 18 career receptions for 170 yards and a TD and also has two career rushing scores.
- ▶ Posted career high 3 receptions in 2017 opener vs. UTEP (9/2).
- ▶ Consensus 3-star recruit out of high school, caught two passes for 50 yards in 2013 Semper Fidelis All-American Bowl.

SMALLWOOD'S CAREER HIGHS

Receptions	3, UTEP (9/2/17)
Receiving Yards	40, Iowa State (10/7/17)
Receiving TDs	1, Tulane (9/16/17)
Long Reception	29, Iowa State (10/7/17)

2017 GAME-BY-GAME STATS

OPP.	REC	YDS	TD	LG
UTEP	3	26	0	13
at OHIO ST	0	0	0	-
TULANE	1	11	1	11
at BAYLOR	0	0	0	-
IOWA ST	2	40	0	29
vs. TEXAS	0	0	0	-
at K-STATE	1	5	0	5
TEXAS TECH	1	3	0	3
at OSU	0	0	0	-
TCU	0	0	0	-
at KANSAS	2	12	0	6
WVU	0	0	0	-
vs. TCU	0	0	0	-

21 MARCELIAS SUTTON • RB
(5-8, 192, Jr., La Grange, N.C.)

- ▶ Leads the team in kick returns (19) and kick return yards (400).
- ▶ Early enrollee in January 2017 from Lackawanna College.
- ▶ Ranked as a 4-star recruit by ESPN.
- ▶ Recognized as the No. 19 overall junior college recruit in the country by Rivals; rated as the No. 2 juco RB in the nation by ESPN.
- ▶ Named a 2016 honorable mention NJCAA All-American (ran for 907 yards [135 carries] and 10 TDs; caught 10 passes for 52 yards).

SUTTON'S CAREER HIGHS

Rushes	9, UTEP (9/2/17)
Rushing Yards	63, Tulane (9/16/17)
Rushing TDs	1, 2x, MR: Tulane (9/16/17)
Long Rush	21, UTEP (9/2/17)
Receptions	2, UTEP (9/2/17)
Receiving Yards	29, UTEP (9/2/17)
Receiving TDs	N/A
Long Reception	21, UTEP (9/2/17)
Kick Returns	6, at Oklahoma State (11/4/17)
Kick Return Yards	109, at Oklahoma State (11/4/17)
Kick Return Long	40, at Baylor (9/23/17)
All-Purpose Yards	109, at Oklahoma State (11/4/17)

2017 GAME-BY-GAME STATS

OPP.	RUSH	YDS	TD	LG	KR	YDS	TD	LG
UTEP	9	52	1	21	0	0	0	-
at OHIO ST	0	0	0	-	0	0	0	-
TULANE	6	63	1	18	1	18	0	18
at BAYLOR	5	3	0	3	3	84	0	40
IOWA ST					DNP			
vs. TEXAS	0	0	0	-	1	19	0	19
at K-STATE	1	4	0	4	2	36	0	20
TEXAS TECH	1	8	0	8	1	29	0	29
at OSU	0	0	0	-	6	109	0	24
TCU	0	0	0	-	2	36	0	19
at KANSAS	0	0	0	-	0	0	0	-
WVU	0	0	0	-	2	57	0	29
vs. TCU	0	0	0	-	1	12	0	12

58 ERICK WREN • OL
(6-1, 306, R-Sr., Mesquite, Texas)

- ▶ All-Big 12 First Team honoree.
- ▶ Former walk-on has played in 28 career games with 22 starts at center.
- ▶ Named 2016 Honorable Mention All-Big 12 by Big 12 coaches.
- ▶ Played in 12 games in 2016 with starts at center in each of final 10.
- ▶ After being put on scholarship on Monday of TCU week (10/1/16), lined up at center for his first career start against the Horned Frogs.
- ▶ Transferred to OU after two seasons at Arizona Western CC.

DEFENSE

20 ROBERT BARNES • S
(6-2, 196, Fr., Southlake, Texas)

- ▶ Made a career-high five tackles in first career start vs. TCU (11/11).
- ▶ Ranked as a 5-star recruit and No. 27 in the nation by 247Sports.
- ▶ U.S. Army All-American and invited to the finals of The Opening.
- ▶ Son of former OU linebacker Reggie Barnes (1989-92).

BARNES' CAREER HIGHS

Tackles	4, TCU (11/11/17)
Interceptions	1, at Oklahoma State (11/4/17)

2017 GAME-BY-GAME STATS

OPP.	UT	AT	TACK	TFL	SACK	INT	FF	FR	PBU
UTEP	1	0	1	0	0	0	0	0	0
at OHIO ST	1	0	1	0	0	0	0	0	0
TULANE					DNP				
at BAYLOR					DNP				
IOWA ST	0	0	0	0	0	0	0	0	0
vs. TEXAS	1	0	1	0	0	0	0	0	0
at K-STATE	2	0	2	0	0	0	0	0	0
TEXAS TECH	0	0	0	0	0	0	0	0	0
at OSU	0	0	0	0	0	1-0	0	0	0
TCU	1	3	4	0	0	0	0	0	0
at KANSAS	1	0	1	0	0	0	0	0	0
WVU	0	0	0	0	0	0	0	0	0
vs. TCU					DNP				

14 EMMANUEL BEAL • LB
(6-0, 218, Sr., Columbus, Ohio)

- ▶ All-Big 12 Honorable Mention honoree.
- ▶ Leads the team with 89 tackles this season.
- ▶ Recorded a career-high 11 tackles against West Virginia (11/25/17), the most by an OU player this season.
- ▶ Played in all 13 games in 2016 with starts in each of the last 10 contests.
- ▶ Finished second on team with 81 tackles and six QB hurries while recording 2.0 sacks and 3.0 tackles for loss.
- ▶ Posted 8 tackles at TCU (10/1/16) in first career start.
- ▶ Transfer from Lackawanna College where he played in 17 games with 48 tackles, 10.5 TFL, 5.0 sacks, 2 forced fumbles, 2 fumble recoveries and 3 PBU.

BEAL'S CAREER HIGHS

Tackles	11, West Virginia (11/25/17)
Tackles for Loss	2.0, at Kansas State (10/21/17)
Sacks	1.0, 2x, MR: Kansas (10/29/16)
PBU	1, 3x, MR: at Oklahoma State (11/4/17)
Interceptions	1, at Kansas (11/18/17)
Fumbles Forced	1, 2x, MR: at Texas Tech (10/22/16)

2017 GAME-BY-GAME STATS

OPP.	UT	AT	TACK	TFL	SACK	INT	FF	FR	PBU
UTEP	2	2	4	0.5-1	0	0	0	0	0
at OHIO ST	5	4	9	1.5-5	0.5-4	0	0	0	0
TULANE	1	7	8	0	0	0	0	0	0
at BAYLOR	6	2	8	0	0	0	0	0	1
IOWA ST	4	3	7	0	0	0	0	0	0
vs. TEXAS	6	1	7	0	0	0	0	0	0
at K-STATE	6	0	6	2.0-3	0	0	0	0	0
TEXAS TECH	4	4	8	0	0	0	0	0	0
at OSU	6	0	6	0	0	0	0	0	1
TCU	1	4	5	0.5-0	0	0	0	0	0
at KANSAS	1	1	2	0	0	1-3	0	0	0
WVU	4	7	11	1.0-1	0	0	0	0	0
vs. TCU	4	4	8	0.5-2	0	0	0	0	0

72 AMANI BLEDSOE • DL
(6-4, 279, So., Lawrence, Kan.)

- ▶ Academic All-Big 12 Second Team honoree.
- ▶ Had career-high 4 tackles and first sack vs. Texas (10/14) in first start.
- ▶ Made season debut (NCAA suspension) against Iowa State (10/7/17).
- ▶ Played in 6 games as a true freshman in 2016; suspended prior to Oct. 29 Kansas game and missed rest of season.
- ▶ A four-star recruit by ESPN, Rivals, Scout and 247Sports; top-ranked player in the state of Kansas according to Rivals.

BLEDSOE'S CAREER HIGHS

Tackles	4, 2x, MR: West Virginia (11/25/17)
Tackles for Loss	1.5, West Virginia (11/25/17)
Sacks	1.0, 2x, MR: vs. TCU (12/2/17)
PBU	1, ULM (9/10/16)

2017 GAME-BY-GAME STATS

OPP.	UT	AT	TACK	TFL	SACK	INT	FF	FR	PBU
UTEP					DNP				
at OHIO ST					DNP				
TULANE					DNP				
at BAYLOR					DNP				
IOWA ST	1	0	1	0	0	0	0	0	0
vs. TEXAS	4	0	4	1.0-6	1.0-6	0	0	0	0
at K-STATE	0	2	2	0.5-1	0	0	0	0	0
TEXAS TECH	1	2	3	0	0	0	0	0	0
at OSU	0	0	0	0	0	0	0	0	0
TCU	0	1	1	0	0	0	0	0	0
at KANSAS	3	0	3	0	0	0	0	0	0
WVU	1	3	4	1.5-2	0	0	0	0	0
vs. TCU	2	0	2	1.0-4	1.0-4	0	0	0	0

6 TRE BROWN • CB
(5-10, 177, Fr., Tulsa, Okla.)

- ▶ Made first career start against TCU (11/11).
- ▶ A 4-star recruit according to 247Sports, ESPN, Rivals and Scout.
- ▶ Rated 120th overall and 12th among CBs in 2017 class by Scout.
- ▶ Named to The Oklahoman's All-State First Team after recording 26 tackles, one interception and five offensive touchdowns as a senior.

BROWN'S CAREER HIGHS

Tackles	4, Tulane (9/16/17)
Tackles for Loss	0.5, Tulane (9/16/17)
PBU	1, 2x, MR: West Virginia (11/25/17)

2017 GAME-BY-GAME STATS

OPP.	UT	AT	TACK	TFL	SACK	INT	FF	FR	PBU
UTEP	2	0	2	0	0	0	0	0	0
at OHIO ST	0	0	0	0	0	0	0	0	0
TULANE	3	1	4	0.5-2	0	0	0	0	0
at BAYLOR	1	0	1	0	0	0	0	0	0
IOWA ST	0	0	0	0	0	0	0	0	0
vs. TEXAS	1	0	1	0	0	0	0	0	0
at K-STATE	0	0	0	0	0	0	0	0	0
TEXAS TECH	1	0	1	0	0	0	0	0	0
at OSU	0	0	0	0	0	0	0	0	0
TCU	2	1	3	0	0	0	0	0	1
at KANSAS	0	0	0	0	0	0	0	0	0
WVU	0	0	0	0	0	0	0	0	1
vs. TCU	0	0	0	0	0	0	0	0	0

91 DILLON FAAMATAU • DT
(6-3, 305, R-So., Norwalk, Calif.)

- ▶ Transfer from Cerritos College, who began his collegiate career at Arizona State where he redshirted in 2015.
- ▶ Recorded 32 tackles with 2.5 tackles for loss and one sack in lone junior college season.
- ▶ Rated as the No. 68 defensive tackle recruit in the country by ESPN out of high school.

FAAMATAU'S CAREER HIGHS

Tackles	2, 2x, MR: vs. TCU (12/2/17)
Tackles for Loss	1.0, 2x, MR: TCU (11/11/17)

2017 GAME-BY-GAME STATS

OPP.	UT	AT	TACK	TFL	SACK	INT	FF	FR	PBU
UTEP	0	0	0	0	0	0	0	0	0
at OHIO ST	0	0	0	0	0	0	0	0	0
TULANE	0	2	2	0	0	0	0	0	0
at BAYLOR	0	0	0	0	0	0	0	0	0
IOWA ST	0	0	0	0	0	0	0	0	0
vs. TEXAS	0	0	0	0	0	0	0	0	0
at K-STATE	1	0	1	1.0-1	0	0	0	0	0
TEXAS TECH	1	0	1	0	0	0	0	0	0
at OSU	0	0	0	0	0	0	0	0	0
TCU	1	0	1	1.0-1	0	0	0	0	0
at KANSAS	1	0	1	0	0	0	0	0	0
WVU	0	1	1	0	0	0	0	0	0
vs. TCU	2	0	2	0	0	0	0	0	0

90 NEVILLE GALLIMORE • DT
(6-2, 310, R-So., St. Catharines, Canada)

- ▶ Did not play against Texas Tech or Oklahoma State due to injury.
- ▶ Played in all 13 games in 2016 with 6 starts (all came in season's final eight games).
- ▶ Ranked fourth on team with 4.0 tackles for loss a year ago.
- ▶ Made a career-high 8 tackles with 3.0 TFL and a sack vs. ULM (9/10).
- ▶ Became the second Canadian ever to play for Sooners (OL Josiah St. John in 2014-15) when he debuted vs. Houston (9/3/16).
- ▶ Consensus 4-star recruit who redshirted in 2015.
- ▶ Ranked as the No. 51 overall prospect and No. 7 DT by 247Sports.

GALLIMORE'S CAREER HIGHS

Tackles	9, Tulane (9/16/17)
Tackles for Loss	3.0, ULM (9/10/16)
Sacks	1.0, ULM (9/10/16)
Fumbles Forced	1, ULM (9/10/16)
PBU	1, UTEP (9/2/17)

2017 GAME-BY-GAME STATS

OPP.	UT	AT	TACK	TFL	SACK	INT	FF	FR	PBU
UTEP	1	1	2	0.5-0	0	0	0	0	1
at OHIO ST	1	1	2	0	0	0	0	0	0
TULANE	4	5	9	0.5-4	0.5-4	0	0	0	0
at BAYLOR	1	1	2	0.5-2	0.5-2	0	0	0	0
IOWA ST	1	2	3	0	0	0	0	0	0
vs. TEXAS	1	0	1	0	0	0	0	0	0
at K-STATE	0	0	0	0	0	0	0	0	0
TEXAS TECH					DNP				
at OSU					DNP				
TCU	2	3	5	0	0	0	0	0	0
at KANSAS	0	0	0	0	0	0	0	0	0
WVU	2	1	3	0	0	0	0	0	0
vs. TCU	0	1	1	0	0	0	0	0	0

8 KAHLIL HAUGHTON • S
(6-1, 206, Jr., Waco, Texas)

- ▶ Has played in 34 career games with 5 starts.
- ▶ Set career high with 8 tackles in start against Tulane (9/16/17).
- ▶ Totaled 3 tackles and made first career start at TCU (10/1).
- ▶ Played in 12 games as a true frosh, making 8 tackles with 0.5 sacks.
- ▶ Consensus 4-star recruit and No. 12 safety (247Sports).

HAUGHTON'S CAREER HIGHS

Tackles	8, Tulane (9/16/17)
Tackles for Loss	0.5, at Kansas (10/31/15)
Sacks	0.5, at Kansas (10/31/15)
PBU	1, at Ohio State (9/9/17)

2017 GAME-BY-GAME STATS

OPP.	UT	AT	TACK	TFL	SACK	INT	FF	FR	PBU
UTEP	1	1	2	0	0	0	0	0	0
at OHIO ST	2	0	2	0	0	0	0	0	1
TULANE	4	4	8	0	0	0	0	0	0
at BAYLOR	2	1	3	0	0	0	0	0	0
IOWA ST	0	0	0	0	0	0	0	0	0
vs. TEXAS	6	0	6	0	0	0	0	0	0
at K-STATE	0	0	0	0	0	0	0	0	0
TEXAS TECH	3	2	5	0	0	0	0	0	0
at OSU	2	0	2	0	0	0	0	0	0
TCU					DNP				
at KANSAS					DNP				
WVU					DNP				
vs. TCU	0	0	0	0	0	0	0	0	0

42 MARK JACKSON JR. • DE/LB
(6-1, 235, So., Cibolo, Texas)

- ▶ Played in five of the first eight games in 2016 but not in final five.
- ▶ Consensus 4-star recruit chose OU over Baylor, Texas and Texas A&M.
- ▶ Touted as No. 149 overall recruit in country by Scout.

JACKSON'S CAREER HIGHS

Tackles	4, Tulane (9/16/17)
Tackles for Loss	1.0, at Ohio State (9/9/17)
Sacks	1.0, at Ohio State (9/9/17)
Fumbles Forced	1, at Kansas (11/18/17)

2017 GAME-BY-GAME STATS

OPP.	UT	AT	TACK	TFL	SACK	INT	FF	FR	PBU
UTEP	0	0	0	0	0	0	0	0	0
at OHIO ST	1	0	1	1.0-5	1.0-5	0	0	0	0
TULANE	0	4	4	0	0	0	0	0	0
at BAYLOR	0	0	0	0	0	0	0	0	0
IOWA ST	0	1	1	0	0	0	0	0	0
vs. TEXAS	0	0	0	0	0	0	0	0	0
at K-STATE	0	0	0	0	0	0	0	0	0
TEXAS TECH	0	0	0	0	0	0	0	0	0
at OSU	0	0	0	0	0	0	0	0	0
TCU	0	0	0	0	0	0	0	0	0
at KANSAS	1	0	1	0	0	0	1	0	0
WVU	0	0	0	0	0	0	0	0	0
vs. TCU	0	0	0	0	0	0	0	0	0

12 WILL JOHNSON • DB
(6-0, 185, R-Sr., Baltimore, Md.)

- ▶ All-Big 12 Honorable Mention honoree.
- ▶ Tied for the team lead with two interceptions.
- ▶ Has played in 28 career games with 15 starts; spent first two seasons as nickelback before winning free safety job in fall camp.
- ▶ First career interception came at Oklahoma State (11/4/17); also returned an INT 19 yards vs. TCU in the Big 12 Championship Game.
- ▶ Returned vs. Iowa State after missing previous two games (injury) and posted a team-high 8 tackles.
- ▶ Matched career high with 10 tackles at Kansas State (10/21/17).
- ▶ Had career-high 10 tackles with 0.5 TFL and a FR vs. Houston (9/3/16).
- ▶ Played in 11 games in 2015 with 14 tackles, 3.0 TFL and 1 PBU.
- ▶ Transferred to OU from Monroe College after freshman season.

JOHNSON'S CAREER HIGHS

Tackles	10, 3x, MR: at Kansas State (10/21/17)
Tackles for Loss	1.0, 4x, MR: Baylor (11/12/16)
PBU	3, Kansas State (10/15/16)
Interceptions	1, 2x, MR: vs. TCU (12/2/17)
Fumbles Forced	1, Baylor (11/12/16)
Fumbles Recovered	1, vs. Houston (9/3/16)

2017 GAME-BY-GAME STATS

OPP.	UT	AT	TACK	TFL	SACK	INT	FF	FR	PBU
UTEP	1	1	2	0	0	0	0	0	0
at OHIO ST	3	1	4	0	0	0	0	0	1
TULANE					DNP				
at BAYLOR					DNP				
IOWA ST	4	4	8	0	0	0	0	0	0
vs. TEXAS	2	1	3	0	0	0	0	0	1
at K-STATE	7	3	10	0	0	0	0	0	0
TEXAS TECH	7	0	7	0	0	0	0	0	0
at OSU	5	0	5	0	0	1-0	0	0	0
TCU	0	0	0	0	0	0	0	0	1
at KANSAS	2	0	2	0	0	0	0	0	0
WVU	4	4	8	0	0	0	0	0	0
vs. TCU	4	4	8	0	0	1-19	0	0	0

19 CALEB KELLY • LB
(6-3, 229, So., Fresno, Calif.)

- ▶ All-Big 12 Honorable Mention honoree.
- ▶ Returned a fumble 18 yards for a TD against TCU in the Big 12 Championship Game.
- ▶ Recorded his first career interception against Texas Tech.
- ▶ Played in 11 games as a true freshman with starts in the final six contests of the season.
- ▶ Recorded four tackles in first five games and 32 in final six outings.
- ▶ Finished with game- and career-high 12 tackles and 1.0 tackle for loss in Sugar Bowl win over Auburn (1/2/17).
- ▶ Ranked as a 5-star recruit by Rivals and Scout.
- ▶ No. 14 overall recruit in country by Rivals and No. 17 by Scout.
- ▶ Made 79 tackles in his senior season with 10.0 sacks.
- ▶ Chose OU over Alabama, Notre Dame, Oregon, Texas and others.

KELLY'S CAREER HIGHS

Tackles	12, vs. Auburn (1/2/17)
Tackles for Loss	1.5, at Kansas (11/18/17)
Sacks	1.0, 2x, MR: at Kansas (11/18/17)
Interceptions	1, Texas Tech (10/8/17)
PBU	1, 2x, MR: at Oklahoma State (11/4/17)
Fumbles Forced	1, UTEP (9/2/17)
Fumbles Recovered	1, 2x, MR: vs. TCU (12/2/17)

2017 GAME-BY-GAME STATS

OPP.	UT	AT TACK	TFL	SACK	INT	FF	FR	PBU
UTEP	2	0	2	0	0	0	1	0
at OHIO ST	3	1	4	0	0	0	0	0
TULANE	2	3	5	0	0	0	0	0
at BAYLOR	4	1	5	0	0	0	0	1-0
IOWA ST	1	2	3	0.5-1	0	0	0	0
vs. TEXAS	1	0	1	0	0	0	0	0
at K-STATE	8	1	9	1.0-2	0	0	0	0
TEXAS TECH	2	1	3	0	0	1-0	0	0
at OSU	4	0	4	0	0	0	0	1
TCU	2	1	3	0	0	0	0	0
at KANSAS	1	2	3	1.5-10	1.0-5	0	0	0
WVU	3	3	6	0	0	0	0	0
vs. TCU	0	4	4	0.5-1	0	0	0	1-18

57 DU'VONTA LAMPKIN • DT
(6-4, 335, R-So., Houston, Texas)

- ▶ Has recorded 4.0 TFLs over the last five games.
- ▶ Made first career start against Texas (10/14).
- ▶ Played in 5 games as a redshirt freshman in 2016; made 5 tackles.
- ▶ 4-star recruit and rated as the No. 21 DT by 247Sports.
- ▶ Recorded 81 tackles, including 38 TFL and 16 sacks, and forced eight fumbles as a senior.

LAMPKIN'S CAREER HIGHS

Tackles	4, 2x, MR: TCU (11/11/17)
Tackles for Loss	2.0, Kansas (10/29/16)
Sacks	1.0, TCU (11/11/17)

2017 GAME-BY-GAME STATS

OPP.	UT	AT TACK	TFL	SACK	INT	FF	FR	PBU
UTEP				DNP				
at OHIO ST	0	1	1	0	0	0	0	0
TULANE				DNP				
at BAYLOR	0	0	0	0	0	0	0	0
IOWA ST	2	2	4	1.0-2	0	0	0	0
vs. TEXAS	1	1	2	0	0	0	0	0
at K-STATE	2	0	2	0	0	0	0	0
TEXAS TECH	0	0	0	0	0	0	0	0
at OSU	1	0	1	1.0-2	0	0	0	0
TCU	2	2	4	1.5-11	1.0-10	0	0	0
at KANSAS	3	1	4	1.5-8	0	0	0	0
WVU	0	1	1	0	0	0	0	0
vs. TCU	1	1	2	0	0	0	0	0

55 KENNETH MANN • DL
(6-3, 265, R-So., Burleson, Texas)

- ▶ Played in 8 games as a redshirt freshman in 2016; made 2 tackles.
- ▶ Consensus 3-star recruit by Rivals, Scout, 247Sports and ESPN.
- ▶ Ranked as No. 40 overall defensive end in country by ESPN; recorded 79 tackles, 14.5 sacks and 27 tackles for loss as a senior.

MANN'S CAREER HIGHS

Tackles	5, 2x, MR: at Baylor (9/23/17)
Tackles for Loss	1.5, at Baylor (9/23/17)
Sacks	1.5, at Baylor (9/23/17)
Forced Fumbles	1, 2x, MR: at Oklahoma State (11/4/17)

2017 GAME-BY-GAME STATS

OPP.	UT	AT TACK	TFL	SACK	INT	FF	FR	PBU
UTEP	0	0	0	0	0	0	0	0
at OHIO ST				DNP				
TULANE	2	3	5	1.0-8	1.0-8	0	1	0
at BAYLOR	2	3	5	1.5-12	1.5-12	0	0	0
IOWA ST	0	2	2	0.5-3	0.5-3	0	0	0
vs. TEXAS	3	0	3	0	0	0	0	0
at K-STATE	1	0	1	0	0	0	0	0
TEXAS TECH	0	3	3	0	0	0	0	0
at OSU	2	1	3	1.0-6	1.0-6	0	1	0
TCU	1	0	1	1.0-9	1.0-9	0	0	0
at KANSAS	1	0	1	0	0	0	0	0
WVU	0	2	2	0	0	0	0	0
vs. TCU	2	0	2	1.0-3	0	0	0	0

11 PARNELL MOTLEY • CB
(6-0, 175, So., Washington D.C.)

- ▶ Leads team with 9 pass breakups this year and is tied for team lead with 2 interceptions (recorded a 77-yard pick-six against Tulane in third game of season (9/16)).
- ▶ Played in 11 contests, as a true freshman, mostly on special teams.

- ▶ Made 4 tackles against ULM in collegiate debut (9/10/16) and finished with 9 tackles on the year.
- ▶ Consensus 3-star recruit, chosen as the No. 39 overall athlete in the country by Scout.

MOTLEY'S CAREER HIGHS

Tackles	8, at Ohio State (9/9/17)
Tackles for Loss	1.0, 4x, MR: at Kansas (11/18/17)
PBU	2, 2x, MR: vs. TCU (12/2/17)
Interceptions	1, 2x, MR: Tulane (9/16/17)
Fumbles Forced	1, West Virginia (11/25/17)
Fumbles Recovered	1, West Virginia (11/25/17)

2017 GAME-BY-GAME STATS

OPP.	UT	AT TACK	TFL	SACK	INT	FF	FR	PBU
UTEP	2	0	2	0	0	0	0	0
at OHIO ST	8	0	8	1.0-1	0	1-0	0	0
TULANE	2	2	4	1.0-4	0	1-77	0	0
at BAYLOR	3	1	4	1.0-1	0	0	0	0
IOWA ST	3	2	5	0	0	0	0	2
vs. TEXAS	4	0	4	0	0	0	0	1
at K-STATE	3	0	3	0	0	0	0	0
TEXAS TECH	4	2	6	0	0	0	0	0
at OSU	3	0	3	0	0	0	0	1
TCU	0	0	0	0	0	0	0	0
at KANSAS	6	0	6	1.0-7	0	0	0	0
WVU	4	2	6	0	0	0	1	1-0
vs. TCU	2	4	6	0.5-2	0	0	0	2

9 KENNETH MURRAY • LB
(6-2, 242, Fr., Missouri City, Texas)

- ▶ Named a Freshman All-American by USA Today.
- ▶ Co-Big 12 Defensive Freshman of the Year; also earned All-Big 12 Honorable Mention honors.
- ▶ Became the first true freshman in 42 years to start an Oklahoma season opener at inside linebacker; he recorded three tackles.
- ▶ Early enrollee in January 2017.
- ▶ Four-star recruit according to Rivals and Scout; ranked 17th among outside linebackers by Rivals
- ▶ Posted 104 tackles as a senior with 4.0 sacks, six passes defended and one forced fumble.

MURRAY'S CAREER HIGHS

Tackles	9, West Virginia (11/25/17)
Tackles for Loss	1.0, 4x, MR: vs. TCU (12/2/17)
Fumbles Forced	1, vs. TCU (12/2/17)
Fumbles Recovered	1, Tulane (9/16/17)

2017 GAME-BY-GAME STATS

OPP.	UT	AT TACK	TFL	SACK	INT	FF	FR	PBU
UTEP	1	2	3	0	0	0	0	0
at OHIO ST	1	4	5	0	0	0	0	0
TULANE	2	6	8	1.0-2	0	0	0	1-0
at BAYLOR	8	0	8	0	0	0	0	0
IOWA ST	2	4	6	0	0	0	0	0
vs. TEXAS	4	3	7	0	0	0	0	0
at K-STATE	1	1	2	0.5-1	0	0	0	0
TEXAS TECH	2	2	4	1.0-3	0	0	0	0
at OSU	3	2	5	0.5-1	0	0	0	0
TCU	2	3	5	0	0	0	0	0
at KANSAS	3	0	3	1.0-1	0	0	0	0
WVU	5	4	9	0.5-0	0	0	0	0
vs. TCU	2	2	4	1.0-3	0	0	1	0

13 TRE NORWOOD • CB
(5-11, 188, Fr., Fort Smith, Ark.)

- ▶ Six of his seven PBU have come in the last five weeks.
- ▶ Broke up two passes in first career start vs. TCU (11/11).
- ▶ Posted a career-high 7 tackles and 2 PBU at Oklahoma State (11/4/17).
- ▶ 3-star recruit according to 247Sports, ESPN, Rivals and Scout.
- ▶ Rated as the No. 53 cornerback in the country by 247Sports.

NORWOOD'S CAREER HIGHS

Tackles	7, at Oklahoma State (11/4/17)
PBU	2, 3x, MR: at Kansas (11/18/17)

2017 GAME-BY-GAME STATS

OPP.	UT	AT TACK	TFL	SACK	INT	FF	FR	PBU
UTEP	2	0	2	0	0	0	0	1
at OHIO ST	0	0	0	0	0	0	0	0
TULANE	0	0	0	0	0	0	0	0
at BAYLOR	2	0	2	0	0	0	0	0
IOWA ST	0	0	0	0	0	0	0	0
vs. TEXAS	0	0	0	0	0	0	0	0
at K-STATE	0	0	0	0	0	0	0	0
TEXAS TECH	0	0	0	0	0	0	0	0
at OSU	7	0	7	0	0	0	0	2
TCU	1	0	1	0	0	0	0	2
at KANSAS	4	1	5	0	0	0	0	2
WVU	3	1	4	0	0	0	0	0
vs. TCU	3	2	5	0	0	0	0	0

31 OGBONNIA OKORONKWO • DE/LB
(6-1, 240, R-Sr., Houston, Texas)

- ▶ Voted a first-team All-American by Walter Camp and a second-team selection by the AP, FWA and Sporting News.
- ▶ 2017 Butkus Award, Bednarik Award and Lott IMPACT Trophy semifinalist.
- ▶ Co-Big 12 Defensive Player of the Year and All-Big 12 First Team honoree.
- ▶ Voted a 2017 team captain.
- ▶ Leads the team in TFL (17.5), sacks (8.0), forced fumbles (3) and fumble recoveries (2).
- ▶ Has at least 1.0 TFL in 11 games this season and at least 2.0 in five contests.
- ▶ His 21.0 career sacks are second most all-time by an OU LB and tied for seventh overall at Oklahoma.
- ▶ Had at least 0.5 sacks in 6 straight games to start the year, the longest streak by a Sooner since at least 2002.
- ▶ His 8.0 sacks in 2017 are fourth most by an OU linebacker.
- ▶ Against Texas, made five tackles with a strip sack and added a pass breakup and five quarterback hurries (10/14/17) to earn Big 12 Defensive Player of the Week honors for the first time in his career.
- ▶ Voted second-team All-Big 12 by coaches and AP in 2016.
- ▶ His 9.0 sacks in 2016 tied Eric Striker for the most in OU history by a linebacker.
- ▶ Paced squad and tied for fifth in Big 12 with 12.0 tackles for loss (for 62 yards) last year.

OKORONKWO'S CAREER HIGHS

Tackles	11, vs. Texas (10/8/16)
Tackles for Loss	2.5, 2x, MR: at Ohio State (9/9/17)
Sacks	2.0, 2x MR: Oklahoma State (12/3/16)
PBUs	1, 4x MR: at Oklahoma State (11/4/17)
Fumbles Forced	1, 5x MR: vs. Texas (10/14/17)
Fumbles Recovered	1, 2x, MR: West Virginia (11/25/17)

2017 GAME-BY-GAME STATS

OPP.	UT	AT TACK	TFL	SACK	INT	FF	FR	PBU
UTEP	3	1	4	2.0-11	1.0-10	0	0	0
at OHIO ST	4	2	6	2.5-9	1.5-6	0	0	0
TULANE	5	4	9	2.0-9	1.0-7	0	1	0
at BAYLOR	5	1	6	1.0-8	1.0-8	0	1	0
IOWA ST	3	3	6	1.5-6	0.5-4	0	0	0
vs. TEXAS	3	2	5	1.0-9	1.0-9	0	1	0
at K-STATE	5	0	5	2.0-23	0	0	0	0
TEXAS TECH	5	5	10	1.0-7	1.0-7	0	0	0
at OSU	2	0	2	1.0-10	1.0-10	0	0	1-0
TCU	3	2	5	2.0-3	0	0	0	0
at KANSAS	3	1	4	1.5-8	0	0	0	0
WVU	1	2	3	0	0	0	0	1-0
vs. TCU	2	4	6	0	0	0	0	0

97 MARQUISE OVERTON • DT
(6-1, 295, R-So., Tulsa, Okla.)

- ▶ Made first career start at Baylor; finished with career-high 6 tackles.
- ▶ Saw action in first 2 games of 2016 before missing rest of season due to injury.
- ▶ Played in 8 games as a true freshman, registering 5 tackles.
- ▶ Ranked by Rivals, 247Sports, Scout and ESPN as a 4-star recruit; recognized as No. 15 defensive tackle prospect nationally by 247Sports.

OVERTON'S CAREER HIGHS

Tackles	6, 3x, MR: TCU (11/11/17)
Tackles for Loss	1.0, 3x, MR: at Baylor (9/23/17)
Sacks	1.0, at Kansas State (10/17/15)

2017 GAME-BY-GAME STATS

OPP.	UT	AT	TACK	TFL	SACK	INT	FF	FR	PBU
UTEP	2	1	3	1.0-1	0	0	0	1-0	0
at OHIO ST	1	1	2	0	0	0	0	0	0
TULANE	0	2	2	0	0	0	0	0	0
at BAYLOR	4	2	6	1.0-1	0	0	0	0	0
IOWA ST	1	5	6	0	0	0	0	0	0
vs. TEXAS	1	0	1	0	0	0	0	0	0
at K-STATE	0	0	0	0	0	0	0	0	0
TEXAS TECH	0	2	2	0	0	0	0	0	0
at OSU	3	1	4	0.5-0	0	0	0	0	0
TCU	1	5	6	0	0	0	0	0	0
at KANSAS	3	0	3	0	0	0	0	0	0
WVU	1	2	3	0	0	0	0	0	0
vs. TCU	1	2	3	0.5-0	0	0	0	0	0

10 STEVEN PARKER • DB
(6-1, 204, Sr., Tulsa, Okla.)

- ▶ All-Big 12 Second Team honoree.
- ▶ Voted a team captain.
- ▶ Voted honorable mention All-Big 12 by league's coaches in 2016.
- ▶ Tied for second on team last year with two interceptions and tied for third with four pass breakups.
- ▶ Tied career high with 8 tackles vs. K-State (10/15/16) and matched total in Sugar Bowl vs. Auburn (1/2/17).
- ▶ Secured his first career interception in win at TCU (10/1) and picked off another pass at Texas Tech (10/22).
- ▶ 2015 All-Big 12 Second Team honoree by AP and ESPN and honorable mention by league's coaches.
- ▶ Father, Steven, played at Oklahoma State and grandfather, Charles, was one of the first African-Americans to walk on at OU (though he suffered a concussion prior to the season and did not end up playing for Oklahoma).

PARKER'S CAREER HIGHS

Tackles	8, 3x, MR: vs. Auburn (1/2/17)
Tackles for Loss	1.5, 2x, MR: Kansas (10/29/16)
Sacks	1.0, 2x, MR: West Virginia (10/3/15)
PBU	2, 3x, MR: Texas Tech (10/28/15)
Interceptions	1, 2x, MR: at Texas Tech (10/22/16)
Fumbles Forced	1, at Kansas State (10/21/17)
Fumbles Recovered	1, 3x, MR: at Kansas State (10/21/17)

2017 GAME-BY-GAME STATS

OPP.	UT	AT	TACK	TFL	SACK	INT	FF	FR	PBU
UTEP	3	0	3	0	0	0	0	0	1
at OHIO ST	1	4	5	0	0	0	0	0	0
TULANE	4	2	6	0	0	0	0	0	0
at BAYLOR	4	1	5	0	0	0	0	0	0
IOWA ST	1	2	3	0.5-2	0	0	0	0	0
vs. TEXAS	5	1	6	0	0	0	0	0	0
at K-STATE	3	2	5	0	0	0	1	1-0	0
TEXAS TECH	5	0	5	0	0	0	0	0	2
at OSU	6	0	6	0	0	0	0	0	1
TCU	1	1	2	0	0	0	0	0	1
at KANSAS	3	1	4	0.5-5	0	0	0	0	0
WVU	0	3	3	0	0	0	0	0	0
vs. TCU	3	1	4	0	0	0	0	0	1

92 MATT ROMAR • DT
(6-0, 295, R-Sr., Port Arthur, Texas)

- ▶ Has missed the last 10 games due to injury.
- ▶ Has played in 36 career games with 15 starts (12 came in 2015).
- ▶ Played in nine games in 2016 (missed four due to injury) but still ranked third on team with 5.5 TFL and tied for second with 2.5 sacks.

ROMAR'S CAREER HIGHS

Tackles	7, vs. Texas (10/10/15)
Tackles for Loss	1.0, 6x, MR: Kansas State (10/15/16)
Sacks	1.0, 4x, MR: Kansas State (10/15/16)
Fumbles Recovered	1, at West Virginia (11/19/16)

2017 GAME-BY-GAME STATS

OPP.	UT	AT	TACK	TFL	SACK	INT	FF	FR	PBU
UTEP	0	0	0	0	0	0	0	0	0
at OHIO ST	0	1	1	0	0	0	0	0	0
TULANE	0	0	0	0	0	0	0	0	0
at BAYLOR					DNP				
IOWA ST					DNP				
vs. TEXAS					DNP				
at K-STATE					DNP				
TEXAS TECH					DNP				
at OSU					DNP				
TCU					DNP				
at KANSAS					DNP				
WVU					DNP				
vs. TCU					DNP				

28 CHANSE SYLVIE • S
(5-11, 193, So., Shreveport, La.)

- ▶ 2017 Academic All-Big 12 First Team honoree.
- ▶ Saw action in 11 games as a true freshman last season, largely on special teams.

SYLVIE'S CAREER HIGHS

Tackles	5, TCU (11/11/17)
Tackles for Loss	1.0, at Baylor (9/23/17)

2017 GAME-BY-GAME STATS

OPP.	UT	AT	TACK	TFL	SACK	INT	FF	FR	PBU
UTEP	0	0	0	0	0	0	0	0	0
at OHIO ST	0	0	0	0	0	0	0	0	0
TULANE	0	0	0	0	0	0	0	0	0
at BAYLOR	1	0	1	1.0-2	0	0	0	0	0
IOWA ST	1	2	3	0	0	0	0	0	0
vs. TEXAS	0	0	0	0	0	0	0	0	0
at K-STATE	2	0	2	0	0	0	0	0	0
TEXAS TECH	0	0	0	0	0	0	0	0	0
at OSU	0	0	0	0	0	0	0	0	0
TCU	3	2	5	0	0	0	0	0	0
at KANSAS	1	1	2	0	0	0	0	0	0
WVU	0	1	1	0	0	0	0	0	0
vs. TCU	0	1	1	0	0	0	0	0	0

40 JON-MICHAEL TERRY • LB
(6-2, 240, R-Fr., Tulsa, Okla.)

- ▶ Ranked as a 4-star recruit by ESPN and rated as the No. 28 outside linebacker in the country by Scout.
- ▶ Made 175 tackles as a senior with seven TFL, four sacks and two fumble recoveries.

TERRY'S CAREER HIGHS

Tackles	3, 2x, MR: West Virginia (11/25/17)
Fumbles Recovered	1, at Kansas (11/18/17)

2017 GAME-BY-GAME STATS

OPP.	UT	AT	TACK	TFL	SACK	INT	FF	FR	PBU
UTEP	0	0	0	0	0	0	0	0	0
at OHIO ST					DNP				
TULANE	0	3	3	0	0	0	0	0	0
at BAYLOR	0	0	0	0	0	0	0	0	0
IOWA ST	0	0	0	0	0	0	0	0	0
vs. TEXAS	0	0	0	0	0	0	0	0	0
at K-STATE	0	0	0	0	0	0	0	0	0
TEXAS TECH	0	0	0	0	0	0	0	0	0
at OSU	0	0	0	0	0	0	0	0	0
TCU	0	0	0	0	0	0	0	0	0
at KANSAS	1	1	2	0	0	0	0	1-0	0
WVU	1	2	3	0	0	0	0	0	0
vs. TCU	0	0	0	0	0	0	0	0	0

7 JORDAN THOMAS • CB
(6-0, 185, R-Sr., Klein, Texas)

- ▶ Ranks seventh in program history with 216 career interception yards and tied for sixth with 28 career pass breakups.
- ▶ First-team All-Big 12 selection in 2016 by the league's coaches.
- ▶ Tied for 5th nationally last year with 1.5 passes defended per game; 17 PBUs tied for third most in OU single-season history and were eight more than he had his first two seasons combined.
- ▶ Tied career high with 7 tackles and had 3 PBU vs. K-State (10/15).
- ▶ Had career-high 4 PBUs against Texas (10/8/16), all in first half.
- ▶ Named All-Big 12 First Team by ESPN in 2015 and Second Team by league's coaches, AP and Phil Steele.

THOMAS' CAREER HIGHS

Tackles	7, 2x, MR: Kansas State (10/15/16)
Tackles for Loss	1.0, 4x MR: West Virginia (11/25/17)
PBU	4, vs. Texas (10/8/16)
Interceptions	2, 3x, MR: at TCU (10/1/16)

2017 GAME-BY-GAME STATS

OPP.	UT	AT	TACK	TFL	SACK	INT	FF	FR	PBU
UTEP	2	1	3	0	0	0	0	0	0
at OHIO ST	0	0	0	0	0	0	0	0	0
TULANE	1	0	1	0	0	0	0	0	0
at BAYLOR	5	1	6	1.0-1	0	0	0	0	0
IOWA ST	3	1	4	0	0	0	0	0	1
vs. TEXAS	3	0	3	0	0	0	0	0	0
at K-STATE	1	0	1	0	0	1-46	0	0	0
TEXAS TECH	4	0	4	0	0	0	0	0	0
at OSU	3	0	3	0	0	0	0	0	1
TCU					DNP				
at KANSAS					DNP				
WVU	2	0	2	1.0-7	0	0	0	0	0
vs. TCU	0	0	0	0	0	0	0	0	0

87 D.J. WARD • DE
(6-2, 265, R-Jr., Moore, Okla.)

- ▶ All-Big 12 Second Team honoree.
- ▶ Winner of OU's Don Key Award, which is described by Oklahoma coaches as the highest honor an OU football player can receive while playing for the Sooners. It goes to the player who best exemplifies the many superior qualities of Key, both on the field and in the classroom.
- ▶ Has played in 43 career games with 16 starts.
- ▶ Led the team with a career-high 7 tackles at Iowa State (11/3/16).
- ▶ Lined up at DE against ULM (9/10/16) for his first career start.

WARD'S CAREER HIGHS

Tackles	7, Iowa State (11/3/16)
Tackles for Loss	2.0, vs. Texas (10/14/17)
Sacks	1.0, 6x, MR: at Oklahoma State (11/4/17)
Fumbles Recovered	1, West Virginia (10/3/15)
PBU	1, 2x, MR: at Kansas (11/18/17)

2017 GAME-BY-GAME STATS

OPP.	UT	AT	TACK	TFL	SACK	INT	FF	FR	PBU
UTEP	0	0	0	0	0	0	0	0	0
at OHIO ST	4	0	4	0	0	0	0	0	0
TULANE	0	3	3	0.5-4	0.5-4	0	0	0	0
at BAYLOR	2	2	4	1.0-6	1.0-6	0	0	0	0
IOWA ST	0	2	2	1.0-2	0	0	0	0	0
vs. TEXAS	4	1	5	1.0-7	2.0-8	0	0	0	0
at K-STATE	0	0	0	0	0	0	0	0	0
TEXAS TECH	3	1	4	1.0-12	1.0-12	0	0	0	0
at OSU	4	0	4	1.0-9	1.0-9	0	0	0	0
TCU	3	2	5	0	0	0	0	0	0
at KANSAS	0	0	0	0	0	0	0	0	1
WVU	0	0	0	0	0	0	0	0	0
vs. TCU	1	2	3	1.0-1	0	0	0	0	0

SPECIALISTS

42 WESLEY HORKY • LS

(6-1, 233, Sr., Brentwood, Tenn.)

- ▶ Has handled punt snaps in all games since start of 2014 season and placekicking snaps the last 2 seasons.
- ▶ Academic All-Big 12 First Team honoree in 2015 and second-team selection in 2016 and 2017.
- ▶ Played in the 2014 Under Armour All-American Game.

3 CONNOR MCGINNIS • HOLDER

(6-3, 195, R-So., Oklahoma City, Okla.)

- ▶ Walk-on QB has been the team's holder since start of 2016 season.
- ▶ 2017 Mortell Holder of the Year Award winner.
- ▶ Named Academic All-Big 12 First Team in 2016 and 2017.
- ▶ Threw for 1,922 yards and 22 TDs and rushed for 1,366 yards and 17 scores as a senior.
- ▶ Father, Don, is the team's coordinator of orthopedic coverage.

43 AUSTIN SEIBERT • K/P

(5-9, 210, Jr., Belleville, Ill.)

- ▶ All-Big 12 Second Team honoree as a kicker and honorable mention as a punter and for Special Teams Player of the Year.
- ▶ Ranks second in OU history in career PATs made (217), third in PAT percentage (.982) and career scoring (349), fourth in career field goal percentage (.772), and fifth in career punting average (41.9) and seventh in career field goals made (44).
- ▶ Named Big 12 Special Teams Player of the Week after making 2 field goals, averaging 47.5 yards on 2 punts (one 53-yarder, one downed at 3) and registering touchbacks on 10 of 11 kickoffs in a 62-52 win at Oklahoma State (11/4/17).
- ▶ Named Big 12 Special Teams Player of the Week after averaging 44.0 yards on 5 punts (2 downed inside the 20), going 7-for-7 on PATs and making a 35-yard field goal at TCU (10/1/16).
- ▶ Named Academic All-Big 12 First Team in 2016 and second team in 2017.
- ▶ Semifinalist for 2015 Ray Guy Award; All-Big 12 Second Team pick at punter (coaches).
- ▶ Named 2015 honorable mention All-American as a punter by Sports Illustrated.
- ▶ Was 18-for-23 on FGA as a freshman. Averaged 42.0 yards on 57 punts (11 went 50+ yards, 23 downed inside the 20 and 30 fair caught).
- ▶ Made his first 10 field goal attempts, breaking school record of seven for most consecutive makes by a freshman to start a career.
- ▶ Made a career-high 3 FGs and booted a career-long 58 yard punt vs. West Virginia (10/3/15); Big 12 Special Teams Player of the Week.
- ▶ First OU true frosh to start season opener as kicker and punter.
- ▶ Ranked as No. 1 overall high school kicker by ESPN and Kohl's.

SEIBERT'S CAREER HIGHS

Field Goals Made	3, 3x, MR: vs. Texas (10/14/17)
Field Goals Attempted	4, TCU (11/21/15)
Long Field Goal Made	51, West Virginia (11/25/17)
Points	14, 2x, MR: at Oklahoma State (11/4/17)
Long Punt	58, West Virginia (10/3/15)

2017 GAME-BY-GAME STATS

DPP.	FG	LONG	PAT	PUNT	YDS	AVG	LONG
UTEP	0-0	-	8-8	1	32	32.0	32
at OHIO ST	1-2	35	4-4	1	34	34.0	34
TULANE	0-0	-	8-8	2	84	42.0	52
at BAYLOR	0-0	-	7-7	5	233	46.6	57
IOWA ST	1-2	25	4-4	1	39	39.0	39
vs. TEXAS	3-3	36	2-2	5	235	47.0	56
at K-STATE	2-2	36	4-4	1	48	48.0	48
TEXAS TECH	0-0	-	7-7	3	127	42.3	49
at OSU	2-2	36	8-8	2	95	47.5	53
TCU	1-1	49	5-5	5	199	39.8	44
at KANSAS	2-2	32	5-5	7	288	41.1	56
WVU	1-1	51	8-8	1	31	31.0	31
vs. TCU	2-3	41	5-5	2	87	43.5	51

9/2/17 • Gaylord Family – Oklahoma Memorial Stadium (86,076) • Norman		
	UTEP	7
	#7 OKLAHOMA	56

NORMAN — Oklahoma ushered in the Lincoln Riley era with a commanding 56-7 home win over UTEP. OU racked up 676 total yards of offense and eight different Sooners scored a touchdown.

Making his 27th straight start, quarterback Baker Mayfield opened the season by completing his first 16 passes — the most consecutive completions to start a game in program history. Only playing in the first half, Mayfield finished the opener 19-for-20 through the air for 329 yards and three TDs (282.7 efficiency rating). His passing yardage pushed Mayfield past Jason White (7,922) into third place on OU's career passing yards list (7,994).

Junior tight end Mark Andrews hauled in career highs of seven catches (one touchdown) and 134 yards while only playing the first half. Fourteen Sooners caught at least one pass, the same number who made at least one reception in all of 2016.

Score by Quarters	1	2	3	4	Score	
UTEP	7	0	0	0	7	Record: (0-1)
Oklahoma	14	21	14	7	56	Record: (1-0)

Scoring Summary:

- 1st 12:44 OU — Anderson, R. 2 yd run (Seibert, Austin kick)
6 plays, 76 yards, TOP 2:16 0 - 7
- 08:22 UTEP — DAWN JR, Walter 17 yd run (VILES, Brady kick)
8 plays, 78 yards, TOP 4:22 7 - 7
- 03:56 OU — Flowers, D. 3 yd run (Seibert, Austin kick)
8 plays, 75 yards, TOP 4:26 7 - 14
- 2nd 09:48 OU — Calcaterra, G. 16 yd pass from Mayfield, Baker (Seibert, Austin kick)
8 plays, 92 yards, TOP 3:18 7 - 21
- 06:36 OU — Andrews, Mark 5 yd pass from Mayfield, Baker (Seibert, Austin kick)
3 plays, 90 yards, TOP 1:38 7 - 28
- 01:46 OU — Lamb, CeeDee 4 yd pass from Mayfield, Baker (Seibert, Austin kick)
8 plays, 80 yards, TOP 3:03 7 - 35
- 3rd 07:52 OU — Morris, Lee 43 yd pass from Murray, Kyler (Seibert, Austin kick)
4 plays, 79 yards, TOP 1:25 7 - 42
- 01:02 OU — Uhles, Jaxon 1 yd run (Seibert, Austin kick)
8 plays, 45 yards, TOP 4:08 7 - 49
- 4th 10:20 OU — Sutton, M. 1 yd run (Seibert, Austin kick)
9 plays, 85 yards, TOP 4:31 7 - 56

	UTEP	OU
FIRST DOWNS	11	35
RUSHES-YARDS (NET)	21-73	38-180
PASSING YDS (NET)	94	496
Passes Att-Comp-Int	27-16-0	36-32-0
TOTAL OFFENSE PLAYS-YARDS	48-167	74-676
Fumble Returns-Yards	0-0	0-0
Punt Returns-Yards	0-0	4-26
Kickoff Returns-Yards	2-45	1-23
Interception Returns-Yards	0-0	0-0
Punts (Number-Avg)	8-44.0	1-32.0
Fumbles-Lost	1-1	0-0
Penalties-Yards	5-50	5-60
Possession Time	25:24	34:36
Third-Down Conversions	4 of 12	4 of 7
Fourth-Down Conversions	0 of 0	0 of 2
Red-Zone Scores-Chances	1-1	7-7
Sacks By: Number-Yards	1-10	1-10

RUSHING: UTEP — Dawn Jr., Walter 7-56; Dove, Kevin 5-17; Awatt, Ronald 2-8; Johnson, Kavika 1-1; Fields, Joshua 4-0; Metz, Ryan 2-minus 9. **Oklahoma** — Adams, Abdul 7-53; Sutton, M. 9-52; Sermon, Trey 7-51; Anderson, R. 4-14; Murray, Kyler 3-8; Flowers, D. 2-5; Bissoon, Najee 3-4; Uhles, Jaxon 1-1; Mayfield, Baker 2-minus 8.

PASSING: UTEP — Metz, Ryan 10-18-0-56; Greenlee, Zack 5-8-0-31; Torrez, Mark 1-1-0-7. **Oklahoma** — DMayfield, Baker 19-20-0-329; Murray, Kyler 10-11-0-149; Schafer, Tanner 3-5-0-18.

RECEIVING: UTEP — Sinegal, Eddie 3-20; Lucero, David 2-13; Busey, Alan 2-9; Redix, Warren 1-15; Juniel, Terry 1-8; Dove, Kevin 1-7; Foster, Keynan 1-7; Weeks, Josh 1-6; Batson, Tyler 1-6; Dawn Jr., Walter 1-2; McKee, Forest 1-2; Fields, Joshua 1-minus 1. **Oklahoma** — Andrews, Mark 7-134; Badet, Jeff 4-91; Brown, Marquise 3-32; Smallwood, J. 3-26; Lamb, CeeDee 3-21; Calcaterra, G. 2-29; Sutton, M. 2-29; Nevel, Chase 2-13; Morris, Lee 1-43; Adams, Abdul 1-34; Flowers, D. 1-18; Mead, Jeffery 1-12; Anderson, R. 1-9; Tease, Myles 1-5.

FUMBLES: UTEP — Dove, Kevin 1-1.

TACKLES (UA-A): UTEP — Cockrell, Devin 6-3; Lewis, Michael 2-6; Jackson, Juilan 5-2; Smith, Jamar 5-0; Jones, Alvin 2-3; Parsee, Dylan 3-1; Needham, Nik 2-2; Lovilotte, Dante 3-0; Hughes, Treyvon 2-1; Rogers, Justin 2-1; Montegut, L. 2-1; Griffin, Kalaii 1-2; Simpson, Dedrick 0-3; Barnwell, Chris 2-0; Jones, Johnny 1-1; Mascorro, Trace 1-1; Montgomery, J. 1-1; Brown, Jerrell 1-1; Logan, Sky 0-2; Chukwukelu, D. 0-2; Hynson, Adrian 1-0; Rashaad-Brown, K. 1-0; Beverly, Kalon 1-0; Buckingham, C. 1-0; Elsner, Luke 1-0; Sota, Mike 0-1; Smith, Kahani 0-1; Juniel, Terry 0-1. **Oklahoma** — DOkoronkwo, O. 3-1; Beal, Emmanuel 2-2; Lot, Tyreece 1-3; Parker, Steven 3-0; Thomas, Jordan 2-1; Overton, M. 2-1; Bolton, Curtis 2-1; Mead, Bryan 1-2; Murray, Kenneth 1-2; Brown, Tre 2-0; Motley, Parnell 2-0; Kelly, Caleb 2-0; Norwood, Tre 2-0; Houghton, K. 1-1; Johnson, Will 1-1; Gallimore, N. 1-1; Gumbs, Addison 1-0; Barnes, Robert 1-0.

9/9/17 • Ohio Stadium (109,088) • Columbus, Ohio		
	#5 OKLAHOMA	31
	#2 OHIO STATE	16

COLUMBUS, Ohio — Baker Mayfield threw for 386 yards and three touchdowns as No. 5 Oklahoma pulled ahead in the second half to knock off No. 2 Ohio State 31-16 to give first-year head coach Lincoln Riley an early signature victory.

Mayfield lived up to his billing as a Heisman Trophy candidate in shifting the Sooners (2-0) into overdrive and piling up the yards in the second half as the Buckeyes' offense sputtered. Oklahoma took its first lead of the game near the end of the third quarter and cruised in the fourth.

Score by Quarters	1	2	3	4	Score	
Oklahoma	0	3	14	14	31	Record: (2-0)
Ohio State	0	3	10	3	16	Record: (1-1)

Scoring Summary:

- 2nd 11:11 OSU — Nuernberger, S. 24 yd field goal
10 plays, 43 yards, TOP 3:43 0 - 3
- 00:25 OU — Seibert, Austin 35 yd field goal
10 plays, 55 yards, TOP 5:00 3 - 3
- 3rd 12:37 OSU — Dobbins, J.K. 6 yd run (Nuernberger, S. kick)
7 plays, 44 yards, TOP 2:23 3 - 10
- 10:50 OU — Flowers, D. 36 yd pass from Mayfield, Baker (Seibert, Austin kick)
5 plays, 67 yards, TOP 1:40 10 - 10
- 08:10 OSU — Nuernberger, S. 24 yd field goal
8 plays, 69 yards, TOP 2:40 10 - 13
- 02:17 OU — Morris, Lee 18 yd pass from Mayfield, Baker (Seibert, Austin kick)
4 plays, 92 yards, TOP 1:40 17 - 13
- 4th 11:11 OU — Sermon, Trey 10 yd pass from Mayfield, Baker (Seibert, Austin kick)
7 plays, 64 yards, TOP 3:43 24 - 13
- 09:26 OU — Smallwood, J. 3 yd run (Seibert, Austin kick)
4 plays, 27 yards, TOP 1:40 31 - 13
- 06:29 OSU — Nuernberger, S. 32 yd field goal
12 plays, 61 yards, TOP 2:57 31 - 16

	OU	OSU
FIRST DOWNS	27	21
RUSHES-YARDS (NET)	37-104	34-167
PASSING YDS (NET)	386	183
Passes Att-Comp-Int	35-27-0	35-19-1
TOTAL OFFENSE PLAYS-YARDS	72-490	69-350
Fumble Returns-Yards	0-0	0-0
Punt Returns-Yards	0-0	1-0
Kickoff Returns-Yards	4-79	1-56
Interception Returns-Yards	1-0	0-0
Punts (Number-Avg)	1-34.0	4-45.8
Fumbles-Lost	2-2	0-0
Penalties-Yards	3-26	9-87
Possession Time	35:17	24:43
Third-Down Conversions	4 of 11	7 of 15
Fourth-Down Conversions	1 of 3	0 of 1
Red-Zone Scores-Chances	4-5	4-4
Sacks By: Number-Yards	3-15	2-13

RUSHING: Oklahoma — Sermon, Trey 17-62; Adams, Abdul 6-20; Anderson, R. 3-10; Murray, Kyler 1-9; Badet, Jeff 2-5; Smallwood, J. 1-3; Mayfield, Baker 7-minus 5. **Ohio State** — Dobbins, J.K. 13-72; Barrett, J.T. 18-66; Weber, Mike 3-29.

PASSING: Oklahoma — Mayfield, Baker 27-35-0-386. **Ohio State** — Barrett, J.T. 19-35-1-183.

RECEIVING: Oklahoma — Flowers, D. 7-98; Badet, Jeff 5-82; Lamb, CeeDee 5-61; Sermon, Trey 3-23; Jones, Mykel 2-48; Andrews, Mark 2-23; Calcaterra, G. 1-21; Morris, Lee 1-18; Anderson, R. 1-12. **Ohio State** — Hill, K.J. 5-44; McLaurin, Terry 3-30; Campbell, P. 3-27; Victor, B. 2-17; Weber, Mike 2-10; Mack, Austin 1-31; Baugh, Marcus 1-13; Dixon, Johnnie 1-12; Dobbins, J.K. 1-minus 1.

INTERCEPTIONS: Oklahoma — Motley, Parnell 1-0. **Ohio State** — None.

FUMBLES: Oklahoma — Adams, Abdul 1-1; Badet, Jeff 1-1. **Ohio State** — None.

TACKLES (UA-A): Oklahoma — Beal, Emmanuel 5-4; Motley, Parnell 8-0; Okoronkwo, O. 4-2; Parker, Steven 1-4; Murray, Kenneth 1-4; Ward, DJ 4-0; Johnson, Will 3-1; Kelly, Caleb 3-1; Houghton, K. 2-0; Overton, M. 1-1; Gallimore, N. 1-1; Jackson, Mark 1-0; Horky, Wesley 1-0; Barnes, Robert 1-0; Seibert, Austin 1-0; Romar, Matt 0-1; Lampkin, D. 0-1. **Ohio State** — Worley, Chris 7-4; Webb, Damon 7-2; Arnette, Damon 4-3; Baker, Jerome 3-4; Hubbard, Sam 4-2; Fuller, Jordan 4-1; Sheffield, K. 4-0; Booker, Dante 2-2; Jones, Dre'Mont 1-3; Bosa, Nick 2-1; Smith, Erick 2-1; Holmes, Jalyn 0-3; Sprinkle, Tracy 1-1; Ward, Denzel 1-1; Jones, Keandre 1-0; Landers, Robert 1-0; Haubell, Blake 1-0; Turnure, Zach 0-1; Wint, Jahsen 0-1.

9/16/17 • Gaylord Family – Oklahoma Memorial Stadium (86,290) • Norman		
	TULANE	14
	#2 OKLAHOMA	56

NORMAN — Baker Mayfield passed for 331 yards and four touchdowns as No. 2 Oklahoma followed its impressive victory at Ohio State with a 56-14 home win over Tulane.

CeeDee Lamb caught four passes for 131 yards and two touchdowns, one of them an 82-yarder, while Marquise Brown had career highs of six catches for 155 yards, including an 87-yard touchdown grab in the fourth quarter. It marked the first time in OU history it registered two pass plays of at least 80 yards in a contest.

The Sooners and Green Wave were tied at 14 in the second quarter before the Sooners' Parnell Motley returned an interception 77 yards for a touchdown to turn the momentum for good. Oklahoma extended its nation-leading win streak to 13 games.

Score by Quarters	1	2	3	4	Score	Record:
Tulane	14	0	0	0	14	Record: (1-2)
Oklahoma	14	14	7	21	56	Record: (3-0)

Scoring Summary:

- 1st 09:30 TLN – Hilliard, D. 2 yd run (GLOVER, M. kick)
8 plays, 65 yards, TOP 3:30 7 - 0
- 08:32 OU – Lamb, CeeDee 82 yd pass from Mayfield, Baker (Seibert, Austin kick)
2 plays, 81 yards, TOP 0:58 7 - 7
- 04:04 TLN – Brantley, J. 14 yd run (GLOVER, M. kick)
9 plays, 75 yards, TOP 4:28 14 - 7
- 01:11 OU – Lamb, CeeDee 22 yd pass from Mayfield, Baker (Seibert, Austin kick)
9 plays, 75 yards, TOP 2:53 14 - 14
- 2nd 09:50 OU – Motley, Parnell 77 yd interception return (Seibert, Austin kick)
14 - 21
- 02:34 OU – Adams, Abdul 20 yd pass from Mayfield, Baker (Seibert, Austin kick)
10 plays, 95 yards, TOP 2:59 14 - 28
- 3rd 05:58 OU – Sutton, M. 9 yd run (Seibert, Austin kick)
6 plays, 70 yards, TOP 2:14 14 - 35
- 4th 13:35 OU – Smallwood, J. 11 yd pass from Mayfield, Baker (Seibert, Austin kick)
6 plays, 69 yards, TOP 2:13 14 - 42
- 10:29 OU – Sermon, Trey 11 yd run (Seibert, Austin kick)
5 plays, 41 yards, TOP 1:58 14 - 49
- 02:42 OU – Brown, Marquise 87 yd pass from Murray, Kyler (Seibert, Austin kick)
5 plays, 98 yards, TOP 2:24 14 - 56

	TULANE	OU
FIRST DOWNS	20	24
RUSHES-YARDS (NET)	62-237	32-197
PASSING YDS (NET)	54	434
Passes Att-Comp-Int	12-6-1	30-20-0
TOTAL OFFENSE PLAYS-YARDS	74-291	62-631
Fumble Returns-Yards	0-0	0-0
Punt Returns-Yards	0-0	0-0
Kickoff Returns-Yards	1-16	1-18
Interception Returns-Yards	0-0	1-77
Punts (Number-Avg)	8-40.2	2-42.0
Fumbles-Lost	3-1	2-2
Penalties-Yards	2-20	4-37
Possession Time	37:07	22:53
Third-Down Conversions	4 of 14	4 of 7
Fourth-Down Conversions	2 of 2	0 of 1
Red-Zone Scores-Chances	2-2	4-4
Sacks By: Number-Yards	1-6	3-23

RUSHING: Tulane – Hilliard, D. 19-104; Brantley, J. 19-60; Bradwell, D. 7-42; Badie, Sherman 3-24; Huderson, S. 3-8; Ledford, D. 1-4; McClain, K. 8-minus 1; Team 2-minus 4. **Oklahoma** – Adams, Abdul 8-93; Sutton, Marcelias 6-63; Sermon, Trey 7-22; Murray, Kyler 1-8; Anderson, Rodney 4-8; Badet, Jeff 1-2; Castiglione, J. 1-1; Mayfield, Baker 4-0.


PASSING: Tulane – Brantley, J. 5-9-1-43; McClain, K. 1-3-0-11. **Oklahoma** – Mayfield, Baker 17-27-0-331; Murray, Kyler 3-3-0-103.

RECEIVING: Tulane – Encalade, T. 1-22; Ledford, D. 1-11; Mooney, Darnell 1-11; Clewis, J. 1-7; Badie, Sherman 1-3; Bradwell, D. 1-0. **Oklahoma** – Brown, Marquise 6-155; Lamb, CeeDee 4-131; Andrews, Mark 4-76; Adams, Abdul 2-32; Badet, Jeff 1-13; Smallwood, Jordan 1-11; Iheke, Sam 1-10; Mead, Jeffery 1-6.

INTERCEPTIONS: Tulane – None. **Oklahoma** – Motley, Parnell 1-77.

FUMBLES: Tulane – Brantley, J. 2-0; Bradwell, D. 1-1. **Oklahoma** – Andrews, Mark 1-1; Castiglione, Joe 1-1.

TACKLES (UA-A): Tulane – Marbley, R.J. 4-3; Nickerson, P. 6-0; Kuerschen, C. 4-2; Franklin, J. 3-2; Sample, C. 2-2; Shenall, Taris 2-2; Jackson, Luke 1-3; Lewis, Donnie 2-1; Wilson, Sean 2-0; Graham, L. 1-1; Hall, P.J. 1-1; Edwards, B. 1-1; Monroe, J. 1-0; Moody, M. 1-0; Barge, T. 1-0; Jackson, Tre 1-0; Woullard, Peter 0-1; Harris, Zachery 0-1; Johnson, P. 0-1; Aruna, Ade 0-1. **Oklahoma** – Okoronkwo, Ogbornia 5-4; Gallimore, Neville 4-5; Haughton, Kahlil 4-4; Murray, Kenneth 2-6; Beal, Emmanuel 1-7; Parker, Steven 4-2; Kelly, Caleb 2-3; Mann, Kenneth 2-3; Brown, Tre 3-1; Motley, Parnell 2-2; Gumbs, Addison 2-2; Jackson, Mark 0-4; Terry, Jon-Michael 0-3; Ward, DJ 0-3; Overton, Marquise 0-2; Faamatau, Dillon 0-2; Lott, Tyreece 1-0; McKinney, Prentice 1-0; Thomas, Jordan 1-0; Bolton, Curtis 0-1.

9/23/17 • McLane Stadium (43,573) • Waco, Texas		
	#3 OKLAHOMA	49
	BAYLOR	41

WACO, Texas — Oklahoma jumped to a 28-10 lead early in the second quarter, then had to rally from behind to post a 49-41 win at Baylor in running its nation-leading winning streak to 14 games (tied for seventh longest in school history).

Baker Mayfield was 13-for-19 for 283 yards and three touchdowns, and Abdul Adams and Trey Sermon teamed for 312 rushing yards and three scores. Adams, who ran for 164 yards on 11 carries, set an outright program record for longest play from scrimmage with a 99-yard first-quarter rush. All of Sermon's 148 rushing yards came on 12 carries in the fourth quarter.

Score by Quarters	1	2	3	4	Score	Record:
Oklahoma	21	7	7	14	49	Record: (4-0, 1-0)
Baylor	7	10	14	10	41	Record: (0-4, 0-1)

Scoring Summary:

- 1st 14:08 OU – Andrews, Mark 24 yd pass from Mayfield, Baker (Seibert, Austin kick)
3 plays, 29 yards, TOP 0:52 7 - 0
- 07:55 OU – Flowers, D. 52 yd pass from Mayfield, Baker (Seibert, Austin kick)
3 plays, 75 yards, TOP 1:10 14 - 0
- 00:25 BU – Mims,Denzel 19 yd pass from Smith,Zach (Martin,Connor kick)
1 play, 19 yards, TOP 0:05 14 - 7
- 00:05 OU – Adams, Abdul 99 yd run (Seibert, Austin kick)
1 play, 99 yards, TOP 0:20 21 - 7
- 2nd 12:39 BU – Martin,Connor 32 yd field goal
9 plays, 31 yards, TOP 2:26 21 - 10
- 10:06 OU – Flowers, D. 3 yd run (Seibert, Austin kick)
plays, 78 yards, TOP 2:33 28 - 10
- 08:48 BU – Mims,Denzel 71 yd pass from Smith,Zach (Martin,Connor kick)
3 plays, 75 yards, TOP 1:18 28 - 17
- 3rd 14:15 BU – Platt,Chris 72 yd pass from Smith,Zach (Nicholson,Tony pass from Smith,Zach)
2 plays, 75 yards, TOP 0:45 28 - 25
- 08:22 BU – Martin,Connor 41 yd field goal
11 plays, 56 yards, TOP 3:57 28 - 28
- 02:45 BU – Martin,Connor 46 yd field goal
7 plays, 40 yards, TOP 2:13 28 - 31
- 00:55 OU – Badet, Jeff 48 yd pass from Mayfield, Baker (Seibert, Austin kick)
5 plays, 75 yards, TOP 1:50 35 - 31
- 4th 10:31 OU – Sermon, Trey 34 yd run (Seibert, Austin kick)
9 plays, 75 yards, TOP 4:17 42 - 31
- 08:55 OU – Sermon, Trey 9 yd run (Seibert, Austin kick)
3 plays, 80 yards, TOP 1:04 49 - 31
- 07:04 BU – Martin,Connor 36 yd field goal
8 plays, 57 yards, TOP 1:51 49 - 34
- 01:41 BU – Mims,Denzel 6 yd pass from Smith,Zach (Martin,Connor kick)
11 plays, 85 yards, TOP 2:30 49 - 41

	OU	BU
FIRST DOWNS	20	22
RUSHES-YARDS (NET)	40-342	35-60
PASSING YDS (NET)	283	463
Passes Att-Comp-Int	19-13-0	50-33-0
TOTAL OFFENSE PLAYS-YARDS	74-291	62-631
Fumble Returns-Yards	0-0	0-0
Punt Returns-Yards	1-2	2-47
Kickoff Returns-Yards	6-155	0-0
Interception Returns-Yards	0-0	0-0
Punts (Number-Avg)	5-46.6	4-43.2
Fumbles-Lost	2-1	2-1
Penalties-Yards	10-105	6-29
Possession Time	28:53	31:07
Third-Down Conversions	4 of 10	9 of 21
Fourth-Down Conversions	0 of 0	2 of 2
Red-Zone Scores-Chances	2-2	4-5
Sacks By: Number-Yards	4-28	2-15

RUSHING: Oklahoma – Adams, Abdul 11-164; Sermon, Trey 12-148; Mayfield, Baker 8-30; Sutton, M. 5-3; Flowers, D. 1-3; TEAM 3-minus 6. **Baylor** – Lovett, John 13-44; Williams, Ter. 11-26; Atkinson, Jared 1-7; Nicholson, Tony 1-4; Ebner, Trestan 1-4; TEAM 1-minus 2; Smith, Zach 7-minus 23.

PASSING: Oklahoma – Mayfield, Baker 13-19-0-283. **Baylor** – Smith, Zach 33-50-0-463.

RECEIVING: Oklahoma – Andrews, Mark 3-72; Lamb, CeeDee 3-68; Brown, Marquise 3-27; Badet, Jeff 2-57; Flowers, D. 1-52; Adams, Abdul 1-7. **Baylor** – Mims, Denzel 11-192; Nicholson, Tony 7-74; Stricklin, Pooh 6-85; Platt, Chris 5-93; Sneed, R.J. 2-10; Ebner, Trestan 1-7; Lovett, John 1-2.

FUMBLES: Oklahoma – Brown, Marquise 1-1; Badet, Jeff 1-0. **Baylor** – Nicholson, Tony 1-0; Smith, Zach 1-1.

TACKLES (UA-A): Oklahoma – Murray, Kenneth 8-0; Beal, Emmanuel 6-2; Thomas, Jordan 5-1; Okoronkwo, O. 5-1; Overton, M. 4-2; Parker, Steven 4-1; Kelly, Caleb 4-1; Mann, Kenneth 2-3; Motley, Parnell 3-1; Ward, DJ 2-2; Haughton, K. 2-1; Norwood, Tre 2-0; Gallimore, N. 1-1; Bolton, Curtis 1-0; Brown, Tre 1-0; Sylvie, Chane 1-0. **Baylor** – Johnston, Clay 7-0; Young, Taylor 5-2; Sells, Taion 5-1; Arnold, Grayland 3-0; Hunt, Tyrone 2-1; Miller, Chris 2-1; Pitre, Jalen 2-0; Hand, Harrison 2-0; Vaughns, V. 2-0; Jones, Marques 1-1; Roy, Bravion 1-1; Black, Henry 1-1; Platt, Chris 1-0; Jacobs, Jamie 1-0; McVea, Jairon 1-0; Galitz, Drew 1-0; Nance, Brian 1-0; Davis, Timarcus 0-1; Roberts, Greg 0-1; Lewis, Ira 0-1; Hall, Davion 0-1; Williams, Deonte 0-1; Jones, Xavier 0-1.

10/7/17 • Gaylord Family – Oklahoma Memorial Stadium (86,019) • Norman		
	IOWA STATE	38
	#3 OKLAHOMA	31

NORMAN — Oklahoma's nation-leading 14-game winning streak, 17-game Big 12 Conference winning streak and 18-game winning streak against Iowa State all came to a halt in a 38-31 home loss to the Cyclones. The Sooners led 24-13 at halftime but were outscored 25-7 afterward. It was the Cyclones' first win against the Sooners since 1990.

Baker Mayfield set a Big 12 record by throwing for at least two touchdowns in his 18th straight game (broke Sam Bradford's record) and finished 24-for-33 through the air for 306 yards without an interception. He added 57 rushing yards, including a 13-yard score. Iowa State reserve quarterback Kyle Kempt was thrust into a starting role and was 18-for-24 for 343 yards and three touchdowns.

Score by Quarters	1	2	3	4	Score	
Iowa State	3	10	11	14	38	Record: (3-2, 1-1)
Oklahoma	14	10	0	7	31	Record: (4-1, 1-1)

Scoring Summary:

- 1st 12:35 OU – Sermon, Trey 23 yd pass from Mayfield, Baker (Seibert, Austin kick)
5 plays, 81 yards, TOP 2:25 0 - 7
- 05:49 OU – Lamb, CeeDee 15 yd pass from Mayfield, Baker (Seibert, Austin kick)
11 plays, 72 yards, TOP 5:21 0 - 14
- 01:20 ISU – Owens, Garrett 25 yd field goal
11 plays, 67 yards, TOP 4:29 3 - 14
- 2nd 11:53 OU – Seibert, Austin 25 yd field goal
11 plays, 69 yards, TOP 4:27 3 - 17
- 06:12 ISU – Montgomery, Da. 2 yd run (Owens, Garrett kick)
10 plays, 75 yards, TOP 5:41 10 - 17
- 02:43 OU – Mayfield, Baker 13 yd run (Seibert, Austin kick)
8 plays, 75 yards, TOP 3:29 10 - 24
- 00:04 ISU – Owens, Garrett 32 yd field goal
4 plays, 54 yards, TOP 0:22 13 - 24
- 3rd 09:45 ISU – Owens, Garrett 42 yd field goal
11 plays, 50 yards, TOP 5:15 16 - 24
- 02:07 ISU – Murdock, M. 28 yd pass from Kempt, Kyle (Lazard, Allen pass from Kempt, Kyle)
7 plays, 94 yards, TOP 3:28 24 - 24
- 4th 12:46 ISU – Ryen, Trever 57 yd pass from Kempt, Kyle (Owens, Garrett kick)
2 plays, 73 yards, TOP 0:57 31 - 24
- 07:18 OU – Flowers, D. 1 yd run (Seibert, Austin kick)
10 plays, 75 yards, TOP 5:28 31 - 31
- 02:19 ISU – Lazard, Allen 25 yd pass from Kempt, Kyle (Owens, Garrett kick)
9 plays, 75 yards, TOP 4:59 38 - 31

	ISU	OU
FIRST DOWNS	21	28
RUSHES-YARDS (NET)	32-81	35-190
PASSING YDS (NET)	368	323
Passes Att-Comp-Int	27-20-0	34-25-0
TOTAL OFFENSE PLAYS-YARDS	59-449	69-513
Fumble Returns-Yards	0-0	0-0
Punt Returns-Yards	0-0	2-10
Kickoff Returns-Yards	0-0	3-61
Interception Returns-Yards	0-0	0-0
Punts (Number-Avg)	2-48.0	1-39.0
Fumbles-Lost	0-0	1-1
Penalties-Yards	3-17	6-59
Possession Time	28:57	31:03
Third-Down Conversions	4 of 10	6 of 10
Fourth-Down Conversions	2 of 2	0 of 1
Red-Zone Scores-Chances	4-4	4-5
Sacks By: Number-Yards	2-11	1-7


RUSHING: Iowa State – Montgomery, Da. 17-55; Lanning, Joel 9-35; Warren, Mike 1-2; Kempt, Kyle 3-0; TEAM 2-minus 11. **Oklahoma** – Sermon, Trey 18-90; Mayfield, Baker 11-57; Adams, Abdul 3-42; Anderson, R. 1-2; Flowers, D. 1-1; TEAM 1-minus 2.

PASSING: Iowa State – Kempt, Kyle 18-24-0-343; Lanning, Joel 2-3-0-25. **Oklahoma** – Mayfield, Baker 24-33-0-306; Mead, Jeffery 1-1-0-17.

RECEIVING: Iowa State – Montgomery, Da. 7-89; Ryen, Trever 4-99; Lazard, Allen 3-69; Murdock, M. 2-40; Jones, D. 2-10; Butler, Hakeem 1-54; Eaton, Matthew 1-7. **Oklahoma** – Flowers, D. 7-95; Sermon, Trey 5-54; Andrews, Mark 3-50; Smallwood, J. 2-40; Lamb, CeeDee 2-26; Brown, Marquise 2-16; Badet, Jeff 1-19; Jones, Mykel 1-10; Adams, Abdul 1-7; Anderson, R. 1-6.

FUMBLES: Oklahoma – Sermon, Trey 1-1.

TACKLES (UA-A): Iowa State – Wilkerson, R. 9-4; Spears, Marcel 4-4; Lanning, Joel 4-4; Cotton-Moya, K. 4-3; Edwards, Evrett 3-4; Payne, D'Andre 5-0; Peavy, Brian 2-3; Ruth, De'Monte 3-1; Alexander, M. 1-3; McMillen, Bobby 2-0; Bailey, JaQuan 1-1; Grant, Jatairis 1-1; Waggoner, J.D. 1-1; White, Lawrence 1-0; Lima, Ray 0-1; Trent, Vernell 0-1; Uwazurike, E. 0-1; Hummel, Jake 0-1; Sutton, Tymar 0-1. **Oklahoma** – Johnson, Will 4-4; Beal, Emmanuel 4-3; Okoronkwo, O. 3-3; Murray, Kenneth 2-4; Overton, M. 1-5; Motley, Parnell 3-2; Thomas, Jordan 3-1; Lampkin, D. 2-2; Gallimore, N. 1-2; Parker, Steven 1-2; Kelly, Caleb 1-2; Sylvie, Chanse 1-2; Ward, DJ 1-1; Mann, Kenneth 0-2; Bledsoe, Amani 1-0; Jackson, Mark 0-1.

10/14/17 • Cotton Bowl (93,552) • Dallas		
	#12 OKLAHOMA	29
	TEXAS	24

DALLAS — Oklahoma jumped to a 20-0 second-quarter lead, fell behind 24-23 with 8:01 remaining in the fourth and then scored on a 59-yard pass 1:08 later for the final points of a 29-24 win over Texas at the Cotton Bowl.

Baker Mayfield, who set a school record by reaching 200 consecutive pass attempts without an interception (he was picked off in the second quarter), was 17-for-27 for 302 yards and two touchdowns in improving to 2-1 against the Longhorns as OU's starting quarterback. Mark Andrews, who caught the game-winning touchdown, finished with four catches for 104 yards while freshman Trey Sermon paced the Sooners with 96 rushing yards in his first Red River matchup.

Ogbonnia Okoronkwo led the OU defensive charge with five tackles, a sack, a forced fumble, a pass breakup and a career-high five quarterback hurries.

Score by Quarters	1	2	3	4	Score	
Oklahoma	10	10	3	6	29	Record: (5-1, 2-1)
Texas	0	10	7	7	24	Record: (3-3, 2-1)

Scoring Summary:

- 1st 12:13 OU – Badet, Jeff 54 yd pass from Mayfield, Baker (Seibert, Austin kick)
5 plays, 85 yards, TOP 1:48 7 - 0
- 03:49 OU – Seibert, Austin 25 yd field goal
12 plays, 62 yards, TOP 6:42 10 - 0
- 2nd 13:11 OU – Anderson, R. 15 yd run (Seibert, Austin kick)
9 plays, 80 yards, TOP 4:17 17 - 0
- 04:32 OU – Seibert, Austin 28 yd field goal
5 plays, 47 yards, TOP 1:08 20 - 0
- 03:14 UT – Porter, Kyle 16 yd pass from Ehlinger, Sam (Rowland, Joshua kick)
4 plays, 42 yards, TOP 1:08 20 - 7
- 00:00 UT – Rowland, Joshua 34 yd field goal
9 plays, 52 yards, TOP 0:59 20 - 10
- 3rd 09:10 OU – Seibert, Austin 36 yd field goal
12 plays, 56 yards, TOP 5:50 23 - 10
- 04:27 UT – Warren III, C. 1 yd run (Rowland, Joshua kick)
13 plays, 75 yards, TOP 4:43 23 - 17
- 4th 08:01 UT – Ehlinger, Sam 8 yd run (Rowland, Joshua kick)
8 plays, 73 yards, TOP 2:24 23 - 24
- 06:53 OU – Andrews, Mark 59 yd pass from Mayfield, Baker (Mayfield, Baker pass failed)
3 plays, 78 yards, TOP 1:00 29 - 24

	OU	UT
FIRST DOWNS	20	23
RUSHES-YARDS (NET)	39-174	39-139
PASSING YDS (NET)	344	289
Passes Att-Comp-Int	28-18-1	43-21-0
TOTAL OFFENSE PLAYS-YARDS	67-518	82-428
Fumble Returns-Yards	0-0	0-0
Punt Returns-Yards	1--1	2-6
Kickoff Returns-Yards	1-19	1-41
Interception Returns-Yards	0-0	1-0
Punts (Number-Avg)	5-47.0	5-55.0
Fumbles-Lost	1-0	3-0
Penalties-Yards	8-81	5-33
Possession Time	31:46	28:14
Third-Down Conversions	5 of 15	8 of 17
Fourth-Down Conversions	1 of 2	1 of 4
Red-Zone Scores-Chances	4-4	4-4
Sacks By: Number-Yards	3-22	2-9

RUSHING: Oklahoma – Sermon, Trey 20-96; Anderson, R. 10-48; Mayfield, Baker 7-27; Flowers, D. 2-3. **Texas** – Ehlinger, Sam 22-106; Porter, Kyle 3-7; Carter, Toneil 5-6; Warren III, C. 6-4; Buechele, Shane 3-3; Johnson, Collin 0-minus 7; Locke III, P.J. 0-4; Humphrey, Lil'J 0-16.

PASSING: Oklahoma – Mayfield, Baker 17-27-1-302; Sermon, Trey 1-1-0-42. **Texas** – Ehlinger, Sam 19-39-0-278; Buechele, Shane 2-2-0-11; TEAM 0-2-0-0.

RECEIVING: Oklahoma – Andrews, Mark 4-104; Brown, Marquise 4-73; Lamb, CeeDee 3-74; Badet, Jeff 2-59; Mead, Jeffery 2-16; Sermon, Trey 2-11; Flowers, D. 1-7. **Texas** – Warren III, C. 4-55; Hemphill, Reggi 4-42; Humphrey, Lil'J 3-48; Porter, Kyle 2-31; Brewer, Cade 2-27; Johnson, Collin 2-26; Heard, Jerrod 2-10; Duvernay, Devin 1-42; Joe, Lorenzo 1-8.

INTERCEPTIONS: Oklahoma – None. **Texas** – Bonney, John 1-0.

FUMBLES: Oklahoma – Andrews, Mark 1-0. **Texas** – Ehlinger, Sam 2-0; Warren III, C. 1-0.

TACKLES (UA-A): Oklahoma – Beal, Emmanuel 6-1; Murray, Kenneth 4-3; Houghton, K. 6-0; Parker, Steven 5-1; Ward, DJ 4-1; Okoronkwo, O. 3-2; Bledsoe, Amani 4-0; Motley, Parnell 4-0; Thomas, Jordan 3-0; Mann, Kenneth 3-0; Johnson, Will 2-1; Lampkin, D. 1-1; Overton, M. 1-0; Smallwood, J. 1-0; Kelly, Caleb 1-0; Barnes, Robert 1-0; Gallimore, N. 1-0; Seibert, Austin 1-0; Brown, Tre 1-0. **Texas** – Jefferson, Malik 8-3; Hill, Holton 4-3; Hughes, Naashon 4-3; Elliott, DeShon 5-1; Locke III, P.J. 3-3; Boyd, Kris 3-3; Wheeler, Anthon 2-3; Jones, Brandon 3-1; Roach, Malcolm 2-2; Omenihu, Charle 1-1; Graham, Ta'Quon 1-1; Nelson, Chris 1-1; Davis, Antwan 1-0; Hall, Jason 1-0; Hager, Breckyn 0-1; Ford, Poona 0-1; Bonney, John 0-1.

10/21/17 • Bill Snyder Family Stadium (52,122) • Manhattan, Kan.			
	#9 OKLAHOMA	42	
	KANSAS STATE	35	

MANHATTAN, Kan. — Baker Mayfield threw for 410 yards and two touchdowns on the strength of 32-for-41 passing and ran for a season-high 69 yards and a career-high-tying two scores as Oklahoma erased a 21-7 deficit to produce a 42-35 win at Kansas State.

Sophomore Rodney Anderson ran for a career-high 147 yards on a career-high 19 carries and scored OU's last two touchdowns to seal the win. The victory was the Sooners' nation-leading 14th consecutive true road win and their 19th victory in their last 20 Big 12 contests.

Score by Quarters	1	2	3	4	Score	
Oklahoma	7	3	10	22	42	Record: (6-1, 3-1)
Kansas State	14	7	0	14	35	Record: (3-4, 1-3)

Scoring Summary:

1st 14:42 KS — Barnes, Alex 75 yd run (McCrane, M. kick)
 2 plays, 75 yards, TOP 0:18 0 - 7
 12:16OU — Flowers, D. 6 yd pass from Mayfield, Baker (Seibert, Austin kick)
 6 plays, 78 yards, TOP 2:23 7 - 7
 01:26 KS — Delton, Alex 1 yd run (McCrane, M. kick)
 8 plays, 69 yards, TOP 4:11 7 - 14
 2nd 10:15 KS — Delton, Alex 21 yd run (McCrane, M. kick)
 7 plays, 80 yards, TOP 3:31 7 - 21
 00:38 OU — Seibert, Austin 19 yd field goal
 4 plays, 8 yards, TOP 1:49 10 - 21
 3rd 12:16 OU — Mayfield, Baker 14 yd run (Seibert, Austin kick)
 7 plays, 80 yards, TOP 2:39 17 - 21
 05:57 OU — Seibert, Austin 36 yd field goal
 11 plays, 69 yards, TOP 4:27 20 - 21
 4th 14:19 OU — Mayfield, Baker 3 yd run (Flowers, D. pass from Mayfield, Baker)
 11 plays, 93 yards, TOP 3:54 28 - 21
 06:40 KS — Delton, Alex 1 yd run (McCrane, M. kick)
 5 plays, 13 yards, TOP 2:32 28 - 28
 05:16 OU — Anderson, R. 5 yd pass from Mayfield, Baker (Seibert, Austin kick)
 3 plays, 74 yards, TOP 1:19 35 - 28
 02:25 KS — Zuber, Isaiah 5 yd pass from Delton, Alex (McCrane, M. kick)
 6 plays, 75 yards, TOP 2:51 35 - 35
 00:07 OU — Anderson, R. 22 yd run (Seibert, Austin kick)
 11 plays, 76 yards, TOP 2:12 42 - 35

	OU	KSU
FIRST DOWNS	28	18
RUSHES-YARDS (NET)	38-209	42-268
PASSING YDS (NET)	410	144
Passes Att-Comp-Int	41-32-1	14-12-1
TOTAL OFFENSE PLAYS-YARDS	79-619	56-412
Fumble Returns-Yards	0-0	0-0
Punt Returns-Yards	2-5	0-0
Kickoff Returns-Yards	5-53	3-29
Interception Returns-Yards	1-46	1-0
Punts (Number-Avg)	1-48.0	3-45.3
Fumbles-Lost	1-1	1-1
Penalties-Yards	5-37	2-25
Possession Time	32:49	27:11
Third-Down Conversions	5 of 11	5 of 9
Fourth-Down Conversions	1 of 3	0 of 0
Red-Zone Scores-Chances	6-8	3-4
Sacks By: Number-Yards	0-0	2-17

RUSHING: Oklahoma — Anderson, R. 19-147; Mayfield, Baker 9-69; Sermon, Trey 4-18; Murray, Tyler 2-4; Sutton, M. 1-4; Flowers, D. 2-minus 1; Seibert, Austin 1-minus 32. **Kansas State** — Delton, Alex 27-142; Barnes, Alex 6-108; Silmon, Justin 4-12; Dimel, Winston 3-5; Warmack, Dalvin 1-3; Zuber, Isaiah 1-minus 2.

PASSING: Oklahoma — Mayfield, Baker 32-41-1-410. **Kansas State** — Delton, Alex 12-14-1-144.

RECEIVING: Oklahoma — Andrews, Mark 7-61; Brown, Marquise 6-126; Badet, Jeff 5-42; Anderson, R. 4-30; Jones, Mykel 3-76; Flowers, D. 2-20; Sermon, Trey 2-7; Mead, Jeffery 1-31; Lamb, CeeDee 1-12; Smallwood, J. 1-5. **Kansas State** — Zuber, Isaiah 7-25; Pringle, Byron 2-70; Schoen, Dalton 1-39; Silmon, Justin 1-8; Heath, D. 1-2.

INTERCEPTIONS: Oklahoma — Thomas, Jordan 1-46. **Kansas State** — Goolsby, Denzel 1-0.

FUMBLES: Oklahoma — Seibert, Austin 1-1. **Kansas State** — Heath, D. 1-1.

TACKLES (UA-A): Oklahoma — Johnson, Will 7-3; Kelly, Caleb 8-1; Beal, Emmanuel 6-0; Okoronkwo, O. 5-0; Parker, Steven 3-2; Motley, Parnell 3-0; Barnes, Robert 2-0; Lampkin, D. 2-0; Sylvie, Chance 2-0; Murray, Kenneth 1-1; Bledsoe, Amani 0-2; Mann, Kenneth 1-0; Faamatau, D. 1-0; Thomas, Jordan 1-0. **Kansas State** — Kirby, Jayd 10-3; Goolsby, Denzel 10-2; Tanking, Trent 7-3; Newlan, Sean 4-4; Walker, Reggie 4-3; Shelley, Duke 3-2; Walker, Eli 4-0; Parker, AJ 1-3; Wood, Tanner 2-1; Rudzik, Ian 1-1; Geary, Will 1-1; Dishon, Trey 1-0; Ball, Kyle 1-0; Reed, D.J. 1-0; Monty, Brock 1-0; Delton, Alex 1-0; Sullivan, E. 1-0; Burns, Tyler 1-0; Barry, Brogan 0-1.

10/28/17 • Gaylord Family — Oklahoma Memorial Stadium (86,309) • Norman			
	TEXAS TECH	27	
	#9 OKLAHOMA	49	

NORMAN — Baker Mayfield threw for four touchdowns and ran for another as Oklahoma won for the 20th time in its last 21 Big 12 games in a 49-27 Homecoming victory against Texas Tech. Mayfield was 22-for-34 for 281 yards against his former school and rushed for 20 yards.

The Sooners gashed an improved Red Raider rushing defense for 336 yards on the ground. Rodney Anderson led the OU rushing attack with a career-high 181 yards and a touchdown on 24 carries, while Abdul Adams added 95 yards on 10 carries. CeeDee Lamb set OU freshman records with nine receptions and 147 yards, and scored a pair of touchdowns.

After giving up touchdowns on each of Tech's first three drives, OU allowed just one score on the Red Raiders' last nine possessions.

Score by Quarters	1	2	3	4	Score	
Texas Tech	20	0	7	0	27	Record: (4-4, 1-4)
Oklahoma	14	14	21	0	49	Record: (7-1, 4-1)

Scoring Summary:

1st 08:41 TTU — Batson, Cameron 9 yd pass from Shimonek, Nic (Barden, Michael kick failed)
 15 plays, 75 yards, TOP 6:19 6 - 0
 07:08 OU — Lamb, CeeDee 24 yd pass from Mayfield, Baker (Seibert, Austin kick)
 6 plays, 76 yards, TOP 1:33 6 - 7
 06:35 TTU — Coutee, Keke 70 yd pass from Shimonek, Nic (Barden, Michael kick)
 2 plays, 82 yards, TOP 0:33 13 - 7
 04:31 OU — Flowers, D. 1 yd run (Seibert, Austin kick)
 6 plays, 75 yards, TOP 2:04 13 - 14
 02:41 TTU — Cantrell, Dylan 42 yd pass from Shimonek, Nic (Barden, Michael kick)
 4 plays, 69 yards, TOP 1:50 20 - 14
 2nd 13:45 OU — Brown, Marquise 3 yd pass from Mayfield, Baker (Seibert, Austin kick)
 10 plays, 75 yards, TOP 3:56 20 - 21
 07:04 OU — Anderson, R. 5 yd run (Seibert, Austin kick)
 4 plays, 54 yards, TOP 1:42 20 - 28
 3rd 13:48 OU — Mayfield, Baker 1 yd run (Seibert, Austin kick)
 6 plays, 75 yards, TOP 1:12 20 - 35
 12:10 TTU — Batson, Cameron 9 yd pass from Shimonek, Nic (Barden, Michael kick)
 6 plays, 75 yards, TOP 1:38 27 - 35
 10:24 OU — Andrews, Mark 7 yd pass from Mayfield, Baker (Seibert, Austin kick)
 8 plays, 67 yards, TOP 1:46 27 - 42
 01:41 OU — Lamb, CeeDee 14 yd pass from Mayfield, Baker (Seibert, Austin kick)
 9 plays, 77 yards, TOP 3:40 27 - 49

	TTU	OU
FIRST DOWNS	24	31
RUSHES-YARDS (NET)	34-115	47-336
PASSING YDS (NET)	322	281
Passes Att-Comp-Int	36-22-1	34-22-1
TOTAL OFFENSE PLAYS-YARDS	70-437	81-617
Fumble Returns-Yards	0-0	0-0
Punt Returns-Yards	1-17	0-0
Kickoff Returns-Yards	3-64	2-50
Interception Returns-Yards	1-0	1-0
Punts (Number-Avg)	6-39.2	3-42.3
Fumbles-Lost	0-0	1-0
Penalties-Yards	6-63	7-94
Possession Time	27:58	32:02
Third-Down Conversions	5 of 14	7 of 13
Fourth-Down Conversions	1 of 3	2 of 2
Red-Zone Scores-Chances	2-3	6-6
Sacks By: Number-Yards	1-4	2-19

RUSHING: Texas Tech — King, Tre 24-113; Nisby, Desmond 4-12; Batson, Cameron 1-4; Shimonek, Nic 5-minus 14. **Oklahoma** — Anderson, R. 24-181; Adams, Abdul 10-95; Badet, Jeff 1-24; Mayfield, Baker 6-20; Flowers, D. 3-12; Sutton, M. 1-8; TEAM 2-minus 4.

PASSING: Texas Tech — Shimonek, Nic 22-36-1-322. **Oklahoma** — Mayfield, Baker 22-34-1-281.

RECEIVING: Texas Tech — Vasher, T.J. 5-98; Coutee, Keke 4-93; King, Tre 4-22; Cantrell, Dylan 3-75; Batson, Cameron 3-20; Bowman, De'Quan 1-8; High, Ja'Deion 1-4; Anderson, Jack 1-2. **Oklahoma** — Lamb, CeeDee 9-147; Andrews, Mark 6-79; Brown, Marquise 5-49; Smallwood, J. 1-3; Sutton, M. 1-3.

INTERCEPTIONS: Texas Tech — Parker, Justus 1-0. **Oklahoma** — Kelly, Caleb 1-0.

FUMBLES: Texas Tech — None. **Oklahoma** — Andrews, Mark 1-0.

TACKLES (UA-A): Texas Tech — Brooks, Jordyn 5-8; Hill, Kolin 7-3; Allen, Dakota 4-6; Johnson, Jah. 2-6; Fields, D. 4-2; Parker, Justus 5-0; Washington, B. 2-3; Coleman, D. 3-1; Smith, Desmon 3-1; Dorsey, V. 2-2; Morgan, O. 2-2; Howard, Eli 2-0; Thomas, M. 0-2; High, Ja'Deion 1-0; Jeffers, Riko 0-1; Moore, Kevin 0-1; Jones, Tony 0-1; Polite-Bray, DJ 0-1. **Oklahoma** — Okoronkwo, O. 5-5; Beal, Emmanuel 4-4; Johnson, Will 7-0; Motley, Parnell 4-2; Parker, Steven 5-0; Houghton, K. 3-2; Thomas, Jordan 4-0; Ward, DJ 3-1; Murray, Kenneth 2-2; Kelly, Caleb 2-1; Mann, Kenneth 0-3; Bledsoe, Amani 1-2; Overton, M. 0-2; Brown, Tre 1-0; Mead, Bryan 1-0; Faamatau, D. 1-0.

11/4/17 • Boone Pickens Stadium (56,790) • Stillwater, Okla.		
	#8 OKLAHOMA	62
	#11 OKLAHOMA STATE	52

STILLWATER, Okla. — Oklahoma tallied 785 total yards behind Baker Mayfield's school-record 598 passing yards as No. 8 Oklahoma outlasted No. 11 Oklahoma State 62-52 in the highest-scoring Bedlam game ever. Mayfield threw five touchdown passes and ran for another score, while Marquise Brown caught nine passes for a school-record 265 yards and two touchdowns.

Score by Quarters	1	2	3	4	Score
Oklahoma	14	24	10	14	62
Oklahoma State	10	28	0	14	52

Record: (8-1, 5-1)
Record: (7-2, 4-2)

Scoring Summary:

1st 12:07 OSU — Ammendola, Matt 29 yd field goal
6 plays, 17 yards, TOP 1:47 0 - 3
09:03 OU — Flowers, D. 49 yd pass from Mayfield, Baker (Seibert, Austin kick)
4 plays, 71 yards, TOP 1:14 7 - 3
07:01 OSU — Ateman, Marcell 1 yd pass from Rudolph, Mason (Ammendola, Matt kick)
6 plays, 75 yards, TOP 2:02 7 - 10
04:45 OU — Badet, Jeff 5 yd pass from Mayfield, Baker (Seibert, Austin kick)
6 plays, 80 yards, TOP 2:16 14 - 10

2nd 14:53 OU — Mayfield, Baker 7 yd run (Seibert, Austin kick)
9 plays, 79 yards, TOP 3:37 21 - 10
14:07 OSU — Hill, Justice 6 yd run (Ammendola, Matt kick)
4 plays, 75 yards, TOP 0:46 21 - 17
13:50 OU — Brown, Marquise 84 yd pass from Mayfield, Baker (Seibert, Austin kick)
1 play, 84 yards, TOP 0:17 28 - 17
11:09 OSU — Ateman, Marcell 2 yd pass from Rudolph, Mason (Ammendola, Matt kick)
10 plays, 75 yards, TOP 2:41 28 - 24
08:12 OU — Anderson, R. 14 yd run (Seibert, Austin kick)
7 plays, 75 yards, TOP 2:57 35 - 24
07:16 OSU — Washington, J. 35 yd pass from Rudolph, Mason (Ammendola, Matt kick)
5 plays, 75 yards, TOP 0:56 35 - 31
01:18 OU — Seibert, Austin 20 yd field goal
10 plays, 74 yards, TOP 5:58 38 - 31
00:33 OSU — Hill, Justice 30 yd run (Ammendola, Matt kick)
5 plays, 75 yards, TOP 0:45 38 - 38

3rd 04:47 OU — Seibert, Austin 36 yd field goal
4 plays, -9 yards, TOP 2:10 41 - 38
00:12 OU — Anderson, R. 43 yd pass from Mayfield, Baker (Seibert, Austin kick)
3 plays, 80 yards, TOP 1:02 48 - 38

4th 12:30 OSU — Johnson, Tyron 33 yd pass from Rudolph, Mason (Ammendola, Matt kick)
7 plays, 75 yards, TOP 2:42 48 - 45
11:43 OU — Brown, Marquise 77 yd pass from Mayfield, Baker (Seibert, Austin kick)
2 plays, 77 yards, TOP 0:47 55 - 45
09:51 OSU — Johnson, Tyron 18 yd pass from Rudolph, Mason (Ammendola, Matt kick)
9 plays, 75 yards, TOP 1:52 55 - 52
00:42 OU — Sermon, Trey 53 yd run (Seibert, Austin kick)
2 plays, 62 yards, TOP 0:18 62 - 52

	OU	OSU
FIRST DOWNS	30	32
RUSHES-YARDS (NET)	40-187	34-213
PASSING YDS (NET)	598	448
Passes Att-Comp-Int	36-24-2	54-28-2
TOTAL OFFENSE PLAYS-YARDS	76-785	88-661
Fumble Returns-Yards	0-0	0-0
Punt Returns-Yards	1-0	0-0
Kickoff Returns-Yards	6-109	1-16
Interception Returns-Yards	2-0	2-42
Punts (Number-Avg)	2-47.5	3-45.0
Fumbles-Lost	0-0	1-1
Penalties-Yards	9-81	5-40
Possession Time	35:41	24:19
Third-Down Conversions	7 of 13	7 of 16
Fourth-Down Conversions	0 of 0	3 of 4
Red-Zone Scores-Chances	5-6	5-6
Sacks By: Number-Yards	2-19	5-33

RUSHING: Oklahoma — Anderson, R. 21-111; Sermon, Trey 10-81; Adams, Abdul 1-4; Mayfield, Baker 8-minus 9. **Oklahoma State** — Hill, Justice 30-228; Rudolph, Mason 4-minus 15.


PASSING: Oklahoma — Mayfield, Baker 24-36-2-598. **Oklahoma State** — Rudolph, Mason 28-54-2-448.

RECEIVING: Oklahoma — Brown, Marquise 9-265; Andrews, Mark 3-102; Jones, Mykel 3-53; Lamb, CeeDee 3-51; Anderson, R. 2-48; Sermon, Trey 2-25; Flowers, D. 1-49; Badet, Jeff 1-5. **Oklahoma State** — Washington, J. 7-128; Ateman, Marcell 6-64; Johnson, Tyron 4-118; Stoner, Dillon 4-53; Lacy, Chris 2-47; Brown, Keenen 2-16; McCleskey, Jalen 2-15; King, J.D. 1-7.

INTERCEPTIONS: Oklahoma — Barnes, Robert 1-0; Johnson, Will 1-0. **Oklahoma State** — Whitener, Chad 1-35; Green, A.J. 1-7.

FUMBLES: Oklahoma — None. **Oklahoma State** — Rudolph, Mason 1-1.

TACKLES (UA-A): Oklahoma — Norwood, Tre 7-0; Beal, Emmanuel 6-0; Parker, Steven 6-0; Johnson, Will 5-0; Murray, Kenneth 3-2; Kelly, Caleb 4-0; Ward, DJ 4-0; Overton, M. 3-1; Motley, Parnell 3-0; Thomas, Jordan 3-0; Mann, Kenneth 2-1; Okoronkwo, O. 2-0; Houghton, K. 2-0; Lampkin, D. 1-0; Mayfield, Baker 1-0; Lamb, CeeDee 1-0. **Oklahoma State** — Flowers, Tre 7-2; Whitener, Chad 5-3; Osborne, D. 2-5; Bundage, Calvin 4-2; Brailford, J. 4-2; Phillips, Justin 3-2; Williams, R. 4-0; Carter, Trey 1-3; Webber, Tralund 3-0; Mwaniki, Thabo 3-0; Morrow, Jerel 2-1; Richards, Ramon 2-1; Edison-McGruder 2-0; Green, A.J. 1-0; Owens, Jarrell 1-0; Tucker, Kirk 1-0; Cochran, Aaron 1-0; Wolf, Landon 1-0; Bakari, Taaj 1-0; Finefeuiaki, S. 1-0; Green, Z. 0-1; Daniels, Darrion 0-1; Walterscheid 0-1.

11/11/17 • Gaylord Family — Oklahoma Memorial Stadium (88,308) • Norman		
	#8 TCU	20
	#5 OKLAHOMA	38

NORMAN — Rodney Anderson ran for 151 yards and racked up 139 receiving yards and added four first-half touchdowns as No. 5 Oklahoma grabbed sole possession of first place in the Big 12 with a 38-20 victory over No. 8 TCU. Anderson became just the third player in OU history to eclipse the century mark in rushing and receiving in the same game, and his 290 all-purpose yards were good for the 11th most in program history.

Baker Mayfield threw for 333 yards and three touchdowns while adding 50 yards on the ground. OU netted 200 rushing yards against a Horned Frogs defense that entered the contest allowing a nation-low 69.7 rushing yards per game. Mayfield threw for 299 yards in the first half as the Sooners raced to a 38-14 halftime lead.

Score by Quarters	1	2	3	4	Score
TCU	7	7	0	6	20
Oklahoma	17	21	0	0	38

Record: (8-2, 5-2)
Record: (9-1, 6-1)

Scoring Summary:

1st 11:36 OU — Seibert, Austin 49 yd field goal
8 plays, 12 yards, TOP 2:18 0 - 3
10:54 TCU — Anderson, D. 13 yd run (Bunce, Cole kick)
2 plays, 75 yards, TOP 0:42 7 - 3
08:41 OU — Anderson, R. 15 yd run (Seibert, Austin kick)
6 plays, 79 yards, TOP 2:13 7 - 10
03:54 OU — Calcaterra, G. 13 yd pass from Mayfield, Baker (Seibert, Austin kick)
5 plays, 80 yards, TOP 2:18 7 - 17

2nd 11:45 OU — Anderson, R. 24 yd run (Seibert, Austin kick)
4 plays, 69 yards, TOP 1:17 7 - 24
08:32 TCU — Hill, Kenny 1 yd run (Bunce, Cole kick)
6 plays, 44 yards, TOP 3:13 14 - 24
05:29 OU — Anderson, R. 14 yd pass from Mayfield, Baker (Seibert, Austin kick)
5 plays, 75 yards, TOP 3:03 14 - 31
00:07 OU — Anderson, R. 33 yd pass from Mayfield, Baker (Seibert, Austin kick)
4 plays, 87 yards, TOP 1:09 14 - 38

4th 10:44 TCU — Hicks, Kyle 3 yd pass from Hill, Kenny (Hill, Kenny pass failed)
5 plays, 69 yards, TOP 1:55 20 - 38

	TCU	OU
FIRST DOWNS	19	21
RUSHES-YARDS (NET)	32-155	41-200
PASSING YDS (NET)	269	333
Passes Att-Comp-Int	29-14-0	27-18-0
TOTAL OFFENSE PLAYS-YARDS	61-424	68-533
Fumble Returns-Yards	0-0	0-0
Punt Returns-Yards	0-0	1-17
Kickoff Returns-Yards	1-56	3-47
Interception Returns-Yards	0-0	0-0
Punts (Number-Avg)	7-39.4	5-39.8
Fumbles-Lost	0-0	2-0
Penalties-Yards	7-60	4-29
Possession Time	25:51	34:09
Third-Down Conversions	4 of 13	5 of 13
Fourth-Down Conversions	0 of 1	1 of 2
Red-Zone Scores-Chances	3-4	3-3
Sacks By: Number-Yards	1-10	2-19

RUSHING: TCU — Anderson, D. 7-42; Hill, Kenny 8-40; Hicks, Kyle 10-38; Turpin, K. 2-19; Olonilua, Sewo 4-10; Robinson, Shawn 1-6. **Oklahoma** — Anderson, R. 23-151; Mayfield, Baker 11-50; Adams, Abdul 1-2; Flowers, D. 1-1; Sermon, Trey 3-minus 1; TEAM 2-minus 3.

PASSING: TCU — Hill, Kenny 13-28-0-270; Robinson, Shawn 1-1-0-minus 1. **Oklahoma** — Mayfield, Baker 18-27-0-333.

RECEIVING: TCU — Turpin, K. 4-59; Hicks, Kyle 3-71; Austin, Jaelan 2-67; Diarse, John 2-56; Olonilua, Sewo 2-10; Reagor, Jalen 1-6. **Oklahoma** — Anderson, R. 5-139; Andrews, Mark 4-44; Jones, Mykel 3-23; Brown, Marquise 2-56; Lamb, CeeDee 2-53; Calcaterra, G. 1-13; Uhles, Jaxon 1-5.

INTERCEPTIONS: TCU — None. **Oklahoma** — None.

FUMBLES: TCU — None. **Oklahoma** — Mayfield, Baker 2-0.

TACKLES (UA-A): TCU — Howard, Travin 8-5; Small, Niko 7-2; Orr, Nick 3-2; Summers, Ty 2-3; Epley, Michael 2-3; Gladney, Jeff 3-1; Issahaku, R. 2-1; Collier, L.J. 1-2; Gaines, Innis 1-2; Evans, Arico 1-2; Bethley, Corey 0-3; Blacklock, Ross 1-1; Douglas, Sammy 0-2; Banogu, Ben 0-2; Simmons, M. 1-0; Scott, Vernon 1-0; Wallow, Garrett 0-1; Wilson, Montrel 0-1; Boesen, Mat 0-1; Olonilua, Sewo 0-1; Porter, Emanuel 0-1; Broadnax, J. 0-1; Bradley, Chris 0-1. **Oklahoma** — Overton, M. 1-5; Okoronkwo, O. 3-2; Ward, DJ 3-2; Sylvie, Chance 3-2; Murray, Kenneth 2-3; Gallimore, N. 2-3; Beal, Emmanuel 1-4; Lampkin, D. 2-2; Barnes, Robert 1-3; Kelly, Caleb 2-1; Brown, Tre 2-1; Parker, Steven 1-1; Faamatau, D. 1-0; Mann, Kenneth 1-0; Norwood, Tre 1-0; Bledsoe, Amani 0-1.

11/18/17 • Memorial Stadium (22,854) • Lawrence, Kan.		
	#3 OKLAHOMA	41
	KANSAS	3

LAWRENCE, Kan. — Oklahoma grabbed its nation-leading 16th straight true road victory and clinched a berth in the Big 12 Championship Game with a 41-3 victory at Kansas.

The Sooners outgained KU by 314 yards behind quarterback Baker Mayfield's 257 passing yards and three touchdowns. Freshman Grant Calcaterra led all receivers with a career-high 67 yards on four catches. Rodney Anderson, Mark Andrews and Marquise Brown each caught a touchdown pass, while Trey Sermon and Jordan Smallwood added scores on the ground. Anderson led the rushing attack with 77 yards.

The OU defense limited Kansas to just 155 yards of offense (fewest by an opponent in 31 games) and 32 rushing yards (fewest by an opponent in 40 contests).

Score by Quarters	1	2	3	4	Score	
Oklahoma	7	14	7	13	41	Record: (10-1, 7-1)
Kansas	0	3	0	0	3	Record: (1-10, 0-8)

Scoring Summary:

- 1st 06:40 OU — Anderson, R. 34 yd pass from Mayfield, Baker (Seibert, Austin kick)
4 plays, 41 yards, TOP 1:55 7 - 0
- 2nd 14:17 KU — Rui, Gabriel 23 yd field goal
9 plays, 34 yards, TOP 3:54 7 - 3
07:27 OU — Smallwood, J. 3 yd run (Seibert, Austin kick)
3 plays, 11 yards, TOP 1:27 14 - 3
00:10 OU — Brown, Marquise 24 yd pass from Mayfield, Baker (Seibert, Austin kick)
3 plays, 84 yards, TOP 0:40 21 - 3
- 3rd 04:52 OU — Andrews, Mark 3 yd pass from Mayfield, Baker (Seibert, Austin kick)
7 plays, 82 yards, TOP 3:03 28 - 3
- 4th 13:58 OU — Seibert, Austin 27 yd field goal
11 plays, 50 yards, TOP 3:31 31 - 3
12:09 OU — Sermon, Trey 25 yd run (Seibert, Austin kick)
2 plays, 40 yards, TOP 0:37 38 - 3
04:39 OU — Seibert, Austin 32 yd field goal
8 plays, 41 yards, TOP 4:18 41 - 3

	OU	KU
FIRST DOWNS	24	10
RUSHES-YARDS (NET)	36-157	27-32
PASSING YDS (NET)	312	123
Passes Att-Comp-Int	35-23-0	34-19-1
TOTAL OFFENSE PLAYS-YARDS	71-469	61-155
Fumble Returns-Yards	0-0	0-0
Punt Returns-Yards	3-20	0-0
Kickoff Returns-Yards	0-0	5-81
Interception Returns-Yards	1-3	0-0
Punts (Number-Avg)	7-41.1	10-37.6
Fumbles-Lost	0-0	1-1
Penalties-Yards	8-63	5-60
Possession Time	33:19	26:41
Third-Down Conversions	3 of 14	2 of 16
Fourth-Down Conversions	2 of 2	0 of 0
Red-Zone Scores-Chances	4-4	1-1
Sacks By: Number-Yards	1-5	1-4

RUSHING: Oklahoma — Anderson, R. 16-77; Murray, Kyler 3-33; Sermon, Trey 5-30; Mayfield, Baker 4-9; Adams, Abdul 4-7; Smallwood, J. 1-3; Badet, Jeff 1-1; TEAM 2-minus 3. **Kansas** — Herbert, Khalil 13-38; Williams, Dom 6-18; TEAM 1-minus 2; Lassiter, K. 1-minus 6; Stanley, Carter 4-minus 8; Martin, Taylor 2-minus 8.

PASSING: Oklahoma — Mayfield, Baker 20-30-0-257; Murray, Kyler 3-5-0-55. **Kansas** — Stanley, Carter 19-33-1-123; Bender, Peyton 0-1-0-0.

RECEIVING: Oklahoma — Calcaterra, G. 4-67; Andrews, Mark 4-42; Brown, Marquise 4-31; Badet, Jeff 3-20; Anderson, R. 2-39; Smallwood, J. 2-12; Mead, Jeffery 1-33; Jones, Mykel 1-33; Flowers, D. 1-30; Lamb, CeeDee 1-5. **Kansas** — Fairs, Evan 6-29; Harrell, Chase 6-22; Sims, Steven 2-38; Johnson, Ben 2-20; Herbert, Khalil 2-9; Johnson, Kerr 1-5.

INTERCEPTIONS: Oklahoma — Beal, Emmanuel 1-3. **Kansas** — None.

FUMBLES: Oklahoma — None. **Kansas** — Williams, Dom 1-1.

TACKLES (UA-A): Oklahoma — Motley, Parnell 6-0; Norwood, Tre 4-1; Lampkin, D. 3-1; Okoronkwo, O. 3-1; Parker, Steven 3-1; Overton, M. 3-0; Murray, Kenneth 3-0; Bledsoe, Amani 3-0; Kelly, Caleb 1-2; Johnson, Will 2-0; Sylvie, Chance 1-1; McKinney, P. 1-1; Terry, J. 1-1; Beal, Emmanuel 1-1; Barnes, Robert 1-0; Jackson, Mark 1-0; Gumbs, Addison 1-0; Mann, Kenneth 1-0; Adams, Abdul 1-0; TEAM 1-0; Faamatau, D. 1-0. **Kansas** — Tormeden, Bryce 6-0; Loneker, Keith 5-1; Richmond, S. 5-1; Armstrong, D. 4-2; Dineen, Joe 4-0; Defense, Hasan 4-0; Wise, Daniel 4-0; Ogbebor, Osaze 2-1; Mayberry, Kyle 2-1; Chandler, J. 2-0; Miller, Tyrone 2-0; Moore, Emmanuel 2-0; Peterson, Ian 1-0; Fairs, Evan 1-0; Johnson, Kyron 1-0; Simmons, K. 1-0.

11/25/17 • Gaylord Family — Oklahoma Memorial Stadium (86,117) • Norman		
	WEST VIRGINIA	31
	#3 OKLAHOMA	59

NORMAN — Baker Mayfield threw for 281 yards and three touchdowns in his last home game, and Rodney Anderson ran for 118 yards and four scores as Oklahoma routed West Virginia 59-31.

Kyler Murray, a transfer from Texas A&M, started in Mayfield's place and took off for a 66-yard run on the first play from scrimmage. Anderson scored on the next play to put the Sooners up 7-0. Mayfield took over and completed 11 of 12 passes for 238 yards and two touchdowns in the first half. The Sooners scored touchdowns on all five possessions during which Mayfield played before halftime, and on all six drives he completed in the game.

Score by Quarters	1	2	3	4	Score	
West Virginia	3	7	14	7	31	Record: (7-5, 5-4)
Oklahoma	14	31	14	0	59	Record: (11-1, 8-1)

Scoring Summary:

- 1st 14:11 OU — Anderson, R. 4 yd run (Seibert, Austin kick)
2 plays, 70 yards, TOP 0:49 0 - 7
07:08 WVU — Staley, Evan 28 yd field goal
13 plays, 64 yards, TOP 7:03 3 - 7
05:21 OU — Lamb, CeeDee 8 yd pass from Mayfield, Baker (Seibert, Austin kick)
4 plays, 75 yards, TOP 1:47 3 - 14
- 2nd 13:08 OU — Anderson, R. 13 yd run (Seibert, Austin kick)
7 plays, 89 yards, TOP 3:02 3 - 21
10:25 WVU — McKoy, Kennedy 1 yd run (Staley, Evan kick)
6 plays, 75 yards, TOP 2:43 10 - 21
05:56 OU — Anderson, R. 17 yd run (Seibert, Austin kick)
7 plays, 44 yards, TOP 4:29 10 - 28
03:35 OU — Anderson, R. 1 yd run (Seibert, Austin kick)
3 plays, 64 yards, TOP 1:11 10 - 35
00:13 OU — Andrews, Mark 14 yd pass from Mayfield, Baker (Seibert, Austin kick)
9 plays, 77 yards, TOP 1:40 10 - 42
00:00 OU — Seibert, Austin 51 yd field goal
1 play, 0 yards, TOP 0:04 10 - 45
- 3rd 11:59 WVU — McKoy, Kennedy 15 yd run (Staley, Evan kick)
7 plays, 75 yards, TOP 3:01 17 - 45
10:13 OU — Calcaterra, G. 18 yd pass from Mayfield, Baker (Seibert, Austin kick)
6 plays, 75 yards, TOP 1:46 17 - 52
03:34 WVU — McKoy, Kennedy 3 yd run (Staley, Evan kick)
12 plays, 75 yards, TOP 6:39 24 - 52
01:25 OU — Tease, Myles 46 yd pass from Murray, Kyler (Seibert, Austin kick)
4 plays, 71 yards, TOP 2:09 24 - 59
- 4th 06:11 WVU — Pettaway, M. 2 yd run (Staley, Evan kick)
14 plays, 72 yards, TOP 6:17 31 - 59

	WVU	OU
FIRST DOWNS	24	27
RUSHES-YARDS (NET)	51-250	35-313
PASSING YDS (NET)	137	333
Passes Att-Comp-Int	20-10-0	19-16-0
TOTAL OFFENSE PLAYS-YARDS	71-387	54-646
Fumble Returns-Yards	0-0	0-0
Punt Returns-Yards	0-0	1-2
Kickoff Returns-Yards	1-26	2-57
Interception Returns-Yards	0-0	0-0
Punts (Number-Avg)	3-40.7	1-31.0
Fumbles-Lost	3-2	0-0
Penalties-Yards	6-39	9-102
Possession Time	35:12	24:48
Third-Down Conversions	6 of 13	3 of 7
Fourth-Down Conversions	2 of 2	2 of 3
Red-Zone Scores-Chances	5-6	7-8
Sacks By: Number-Yards	0-0	0-0

RUSHING: West Virginia — McKoy, Kennedy 25-137; Crawford, J. 17-97; Pettaway, M. 7-19; Simms, Marcus 1-minus 1; TEAM 1-minus 2. **Oklahoma** — Anderson, R. 13-118; Murray, Kyler 3-80; Adams, Abdul 8-62; Sermon, Trey 6-50; Mayfield, Baker 2-5; Flowers, D. 1-2; TEAM 2-minus 4.

PASSING: West Virginia — Chugunov, Chris 10-20-0-137. **Oklahoma** — Mayfield, Baker 14-17-0-281; Murray, Kyler 2-2-0-52.


RECEIVING: West Virginia — Sills V, David 3-77; Jennings, Gary 2-14; Wellman, Elijah 2-2; Simms, Marcus 1-35; White, Ka'Raun 1-8; Wesco, Trevon 1-1. **Oklahoma** — Lamb, CeeDee 4-92; Andrews, Mark 4-61; Brown, Marquise 2-64; Calcaterra, G. 2-32; Tease, Myles 1-46; Flowers, D. 1-24; Badet, Jeff 1-8; Sermon, Trey 1-6.

INTERCEPTIONS: West Virginia — None. **Oklahoma** — None.

FUMBLES: West Virginia — West Virginia-Crawford, J. 1-1; Sills V, David 1-0; Jennings, Gary 1-1. **Oklahoma** — None.

TACKLES (UA-A): West Virginia — White, Kyzir 6-4; Benton, A. 7-1; Long Jr., David 4-3; Battle, Elijah 5-0; Robinson, Kenny 4-1; Daniels, Mike 2-1; Donahue, Reese 1-1; Preston, Xavier 1-1; Shuler II, Adam 0-2; Meadows, Nick 1-0; Mahone, Sean 1-0; Avery, Toyous 1-0; Askew-Henry, D. 1-0; Bailey, Hakeem 1-0; Tonkery, Dylan 0-1; McDougle, L. 0-1. **Oklahoma** — Beal, Emmanuel 4-7; Murray, Kenneth 5-4; Johnson, Will 4-4; Motley, Parnell 4-2; Kelly, Caleb 3-3; Norwood, Tre 3-1; Bledsoe, Amani 1-3; Gallimore, N. 2-1; Overton, M. 1-2; Mead, Bryan 1-2; Okoronkwo, O. 1-2; Terry, J. 1-2; Parker, Steven 0-3; Thomas, Jordan 2-0; Gumbs, Addison 1-1; Mann, Kenneth 0-2; Lampkin, D. 0-1; Faamatau, D. 0-1; Sylvie, Chance 0-1.

12/2/17 • Big 12 Championship Game • AT&T Stadium (64,104) • Arlington, Texas

	#12 TCU	17
	#4 OKLAHOMA	41

ARLINGTON, Texas — Baker Mayfield threw four touchdowns and No. 2 Oklahoma staked claim to a playoff spot with a 41-17 win over No. 10 TCU in the return of the Big 12 Championship Game.

Oklahoma jumped out to a quick 17-0 lead thanks in part to Caleb Kelly's 18-yard fumble return for a touchdown on running back Kyle Hicks' turnover on the first offensive play by TCU.

Kenny Hill threw two TD passes to get the Horned Frogs within 24-17 at halftime, but Oklahoma scored twice on its first three offensive plays after the break.

Mayfield finished 15-of-23 passing for 243 yards and take game MVP honors. The first two touchdowns were to tight end Mark Andrews, and were followed by a 55-yard catch-and-run score by Mykel Jones and a 52-yard bomb to Marquise Brown for another TD.

The Sooners held TCU to 95 second-half yards on 24 plays (4.0 per snap).

Score by Quarters	1	2	3	4	Score	
TCU	0	17	0	0	17	Record: (10-3)
Oklahoma	17	7	17	0	41	Record: (12-1)

Scoring Summary:

1st 10:30 OU — Seibert, Austin 41 yd field goal
13 plays, 51 yards, TOP 4:30 0 - 3
10:21 OU — Kelly, Caleb 18 yd fumble recovery (Seibert, Austin kick)
0 - 10
02:29 OU — Andrews, Mark 5 yd pass from Mayfield, Baker (Seibert, Austin kick)
10 plays, 81 yards, TOP 5:42 0 - 17
2nd 14:07 TCU — Reagor, Jalen 29 yd pass from Hill, Kenny (Bunce, Cole kick)
9 plays, 75 yards, TOP 3:22 7 - 17
07:44 TCU — Diarse, John 12 yd pass from Hill, Kenny (Bunce, Cole kick)
9 plays, 74 yards, TOP 3:56 14 - 17
03:45 OU — Andrews, Mark 6 yd pass from Mayfield, Baker (Seibert, Austin kick)
8 plays, 51 yards, TOP 3:52 14 - 24
00:04 TCU — Bunce, Cole 26 yd field goal
13 plays, 66 yards, TOP 3:41 17 - 24
3rd 14:26 OU — Jones, Mykel 55 yd pass from Mayfield, Baker (Seibert, Austin kick)
1 play, 55 yards, TOP 0:11 17 - 31
10:41 OU — Brown, Marquise 52 yd pass from Mayfield, Baker (Seibert, Austin kick)
2 plays, 59 yards, TOP 0:28 17 - 38
02:14 OU — Seibert, Austin 40 yd field goal
4 plays, -11 yards, TOP 2:54 17 - 41

	TCU	OU
FIRST DOWNS	20	22
RUSHES-YARDS (NET)	24-83	43-218
PASSING YDS (NET)	234	243
Passes Att-Comp-Int	27-37-1	15-23-0
TOTAL OFFENSE PLAYS-YARDS	61-317	66-461
Fumble Returns-Yards	0-0	1-18
Punt Returns-Yards	1-52	0-0
Kickoff Returns-Yards	0-0	2-36
Interception Returns-Yards	0-0	1-19
Punts (Number-Avg)	5-38.0	2-43.5
Fumbles-Lost	1-1	1-0
Penalties-Yards	7-70	3-30
Possession Time	24:41	35:19
Third-Down Conversions	5 of 11	5 of 13
Fourth-Down Conversions	0 of 1	2 of 2
Red-Zone Scores-Chances	2-2	3-3
Sacks By: Number-Yards	1-6	1-4

RUSHING: TCU — Hill, Kenny 13-51; Hicks, Kyle 8-32; Olonilua, Sewo 2-1; White, Desmon 1-minus 1. **Oklahoma** — Anderson, R. 24-93; Mayfield, Baker 6-65; Sermon, Trey 10-63; TEAM 3-minus 3.


PASSING: TCU — Hill, Kenny 27-37-1-234. **Oklahoma** — Mayfield, Baker 15-23-0-243.

RECEIVING: TCU — Turpin, K. 6-39; Diarse, John 5-66; Hicks, Kyle 5-58; White, Desmon 5-28; Reagor, Jalen 2-30; Stewart, J. 1-6; Hunt, Cole 1-5; Olonilua, Sewo 1-1; Hill, Kenny 1-1. **Oklahoma** — Andrews, Mark 7-58; Brown, Marquise 3-87; Jones, Mykel 3-67; Flowers, D. 1-18; Sermon, Trey 1-13.

INTERCEPTIONS: TCU — None. **Oklahoma** — Johnson, Will 1-19.

FUMBLES: TCU — Hicks, Kyle 1-1. **Oklahoma** — Mayfield, Baker 1-0.

TACKLES (UA-A): TCU — Howard, Travin 6-9; Summers, Ty 4-7; Issahaku, R. 5-2; Small, Niko 2-4; Boesen, Mat 2-3; Banogu, Ben 1-4; Simmons, M. 2-2; Collier, L.J. 1-3; Orr, Nick 1-3; Douglas, Sammy 0-2; Bethley, Corey 0-2; Epley, Michael 1-0; Evans, Arico 1-0; Texada, R. 1-0; Gaines, Innis 1-0; Bradley, Chris 0-1; Bunce, Cole 0-1; Gladney, Jeff 0-1; James, Tony 0-1; Graham, Isaiah 0-1. **Oklahoma** — Johnson, Will 4-4; Beal, Emmanuel 4-4; Motley, Parnell 2-4; Okoronkwo, O. 2-4; Norwood, Tre 3-2; Parker, Steven 3-1; Murray, Kenneth 2-2; Kelly, Caleb 0-4; Ward, DJ 1-2; Overton, M. 1-2; Mann, Kenneth 2-0; Faamatau, D. 2-0; Bledsoe, Amani 2-0; Lampkin, D. 1-1; Badet, Jeff 1-0; Sylvie, Chane 0-1; Gallimore, N. 0-1.



ABDUL ADAMS
 LANDOVER, MD.
 HILLSIDE HIGH SCHOOL

RB / **5-11** / **205** / **50**

23

Year	GP-GS	Rush	Yds	Avg	TD	Long	Rec	Yds	Avg	TD	Long
2016	7-0	53	283	5.3	0	57	3	25	8.3	0	16
2017	11-4	59	542	9.2	1	99	5	80	16.0	1	34
Career	18-4	112	825	7.4	1	99	8	105	13.1	1	34

2017

Has played in 11 games with four starts ... ranks third on team with 542 rushing yards (49.3 per game) ... averaging 9.2 yards per carry ... gained 62 yards on eight carries against West Virginia (11/25) ... ran for 95 yards on 10 carries against Texas Tech (10/28) ... did not play against Kansas State (10/21) or Texas (10/14) due to injury ... tallied 42 yards on three rushes and caught one pass for seven yards, but missed the final three quarters due to injury against Iowa State (10/7) ... ran for a career-high 164 yards on 11 carries, including a 99-yard touchdown run that was the longest play in school history at Baylor (9/23) ... tallied 93 rush yards on eight carries caught two passes for 32 yards and his first career touchdown against Tulane (9/16) ... made first career start vs. UTEP (9/2) and rushed for team-high 53 yards on seven carries and caught one pass for a career-long 34 yards.

2016


Played in seven games and rushed for 283 yards on 53 carries ... made collegiate debut against ULM (9/10) when he rushed 18 times for 91 yards ... rushed four times for 22 yards in 66-59 win at Texas Tech (10/22) ... had a career-long 57-yard run vs. Kansas (10/29) and finished with team-high 91 yards on 13 carries ... totaled 54 yards on eight carries at Iowa State (11/3).

HIGH SCHOOL

Ranked as a four-star recruit by Scout and Rivals and a three-star recruit by ESPN and 247Sports ... rated No. 262 overall by Scout and No. 360 by 247Sports ... No. 10 running back in country according to Rivals, No. 15 by 247Sports and Scout and No. 47 by ESPN ... No. 13 player in state of North Carolina by Rivals, No. 14 by 247Sports and No. 25 by ESPN ... finished senior season with 180 carries for 2,036 yards and 21 touchdowns and 12 catches for 200 yards ... ran for 1,846 yards and 21 touchdowns as a junior in Washington, D.C. ... as a sophomore in Washington, D.C., ran for 1,231 yards and eight touchdowns on 128 attempts and caught 24 passes for 248 yards and two touchdowns ... chose Oklahoma over Alabama, Michigan and Michigan State, among others.

PERSONAL

Majoring in sociology.



RODNEY ANDERSON
 KATY, TEXAS
 KATY HIGH SCHOOL

RB / **6-2** / **218** / **R-50**

24

Year	GP-GS	Rush	Yds	Avg	TD	Long	Rec	Yds	Avg	TD	Long
2015	2-0	1	5	5.0	0	5	0	0	—	0	—
2016	MISSED 2016 SEASON DUE TO INJURY										
2017	13-6	162	960	5.9	11	58	16	283	17.7	5	46
Career	15-6	163	965	5.9	11	58	16	283	17.7	5	46

2017

Named All-Big 12 Second Team and All-Big 12 Honorable Mention for Offensive Newcomer of the Year by league's coaches ... an Academic All-Big 12 Second Team honoree ... has played in all 13 games with starts in last six contests ... leads team with 960 rushing yards (73.8 yards per game) and with 16 total touchdowns (11 rushing, 5 receiving) ... ran for 93 yards on 24 carries against TCU in the Big 12 Championship Game (12/2) ... tied career high with four rushing touchdowns (all in first half) and gained 118 yards on 13 carries against West Virginia (11/25) ... ran 16 times for a team-high 77 yards and

caught two passes for 39 yards and a score at Kansas (11/18) ... earned Big 12 Offensive Player of the Week honors after running for 151 yards and two touchdowns on 23 carries and setting career highs in receptions (5), receiving yards (139), receiving touchdowns (2), long reception (46) and all-purpose yards (290) against TCU (11/11) ... regular season TCU performance marked the first time since at least 1996 that an FBS player had at least 139 yards rushing and receiving in the same game and was the third time that an OU player had at least 100 yards rushing and receiving in one game ... ran for 111 yards and a touchdown on 21 carries, and caught two passes for career-high 48 yards and another score at Oklahoma State (11/4) ... set career highs in rushing attempts (24) and rushing yards (181) and scored a touchdown against Texas Tech (10/28); also returned a kick for 21 yards to finish with 202 all-purpose yards and earn Big 12 co-Offensive Player of the Week honors ... rushed 19 times for 147 yards and a score, caught four passes for 30 yards and another touchdown, and returned three kicks for 17 yards at Kansas State (10/21) ... carried 10 times for 48 yards and scored a rushing TD against Texas (10/14) ... ran for 14 yards on four carries and scored his first career TD vs. UTEP (9/2).

2016

Missed season due to injury sustained in August camp.

2015

Played in two games ... had one tackle on special teams before suffering season-ending leg injury at Tennessee (9/12) ... made Sooners debut with one rush for five yards and one special teams tackle against Akron (9/5).

HIGH SCHOOL

Consensus four-star recruit by 247Sports, ESPN, Rivals and Scout ... rated No. 117 overall by 247Sports, No. 152 by Scout, No. 171 by Rivals and No. 275 by ESPN ... No. 2 running back in country by 247Sports, No. 21 by Scout and No. 23 by ESPN ... No. 11 player in state of Texas by Rivals, No. 16 by 247Sports and No. 40 by ESPN ... named offensive player of year by Houston Touchdown Club ... rushed for 5,493 yards on 603 for an average of 9.1 yards per carry and 144.6 yards per game ... rushed for 2,485 yards and 36 touchdowns on 251 carries and caught three passes to help lead Katy to the Class 6A Division II State Championship Game as a senior ... received offers from Auburn, Baylor, Texas A&M and more.

PERSONAL

An Arts and Sciences planned program major.



MARK ANDREWS
 SCOTTSDALE, ARIZ.
 DESERT MOUNTAIN HIGH SCHOOL

TE / **6-5** / **254** / **R-JR**

81

Year	GP-GS	Rec	Yds	Avg	TD	Long
2015	13-1	19	318	16.7	7	61
2016	13-11	31	489	15.8	7	64
2017	13-13	58	906	15.6	8	59
Career	39-25	108	1,713	15.9	22	64

CAREER NOTES

OU's all-time leader in receiving yards by a tight end (1,713) ... also ranks sixth overall in career TD receptions (20), tied for 10th in career 100-yard games (3), 11th in career receiving yards and 17th (third among tight ends) with 108 career receptions ... 22 of his 108 catches (20.4 percent) have resulted in touchdowns.

2017

Unanimous first-team All-American (AFCA, AP, FWAA, Sporting News, Walter Camp) ... OU's first Mackey Award winner as nation's best tight end ... named All-Big 12 First Team by league's coaches ... an Academic All-Big 12 second team honoree ... has started all 13 games ... leads team with eight receiving touchdowns ... team-high 58 receptions this season are third most all-time among OU tight ends and 22nd most overall ... tied career high in receptions (7) and touchdowns (2) and finished with 58 receiving yards against TCU in Big 12 Championship Game (12/2) ... registered four catches for 61 yards and a touchdown against West Virginia (11/25) ... caught four passes for 42 yards and a touchdown at Kansas (11/18) ... caught three passes for 102 yards at Oklahoma State (11/4) ... netted six receptions for 79 yards and a touchdown vs. Texas Tech (10/28) ... tied career high with seven receptions and had 61 receiving yards at Kansas State (10/21) ... made four catches for 104 yards and a touchdown against Texas (10/14) ... caught three passes for 72 yards and a touchdown at Baylor (9/23) ... recorded two receptions for 76 yards against Tulane (9/16) ... set career highs in receptions (7) and receiving yards (134) and scored a touchdown against UTEP (9/2).

2016

Named first-team All-Big 12 at tight end by league's coaches and AP ... ranked second on team with seven TD catches, third with 489 receiving yards and fourth with 31 total receptions ... caught three passes for career-high 94 yards and two TDs against Houston (9/3), including a career-long 64 yarder for a score ... caught a 13-yard TD pass for team's first points in Sugar Bowl win over Auburn ... an Academic All-Big 12 First Team honoree ... named to 2016 Preseason All-Big 12 Team.

2015

Named to All-Big 12 First Team by AP and Phil Steele ... placed on All-Big 12 Second Team by league's coaches ... played in all 13 games with one start ... had two catches for 32 yards and a touchdown in the Orange Bowl against Clemson (12/31) ... caught one pass for 15 yards against TCU (11/21) ... made first start of career at Baylor (11/14) ... lone reception against Iowa State (11/7) was a 55-yard touchdown ... set career high with five catches for 46 yards at Kansas (10/31) ... grabbed a 13-yard touchdown pass against Texas Tech (10/24) ... caught a three-yard touchdown pass at Kansas State (10/17) ... scored on a 17-yard touchdown grab against West Virginia (10/3) ... caught three passes for a career-high 87 yards and two touchdowns against Tulsa (9/19) ... made Sooners debut catching four passes for 50 yards against Akron (9/5) ... named to Academic All-Big 12 First Team.

2014

Redshirted.

HIGH SCHOOL

Four-star recruit by 247Sports, Rivals, ESPN and Scout ... Three-year starter ... Registered 68 receptions for 1,122 yards and 17 touchdowns as a senior ... Had 81 receptions for 1,494 yards and 21 touchdowns as a junior ... Caught 58 passes for 1,058 yards and 10 touchdowns as a sophomore ... Played for West in Army All-American game ... No. 7 tight end (ESPN) ... No. 10 tight end (Scout) ... No. 13 tight end (Rivals) ... No. 2 player in Arizona (Rivals) ... No. 4 player in Arizona (247Sports) ... No. 7 player in Arizona (ESPN) ... Also had offers from Alabama, Michigan, Nebraska, Notre Dame, Ohio State and USC.

PERSONAL

Has type 1 diabetes and monitors blood sugar levels several times per game ... major is management.



JEFF BADET
 ORLANDO, FLA.
 UNIVERSITY OF KENTUCKY
 WR / 6-0 / 178 / R-SR
2

Year	GP-GS	Rec	Yds	Avg	TD	Long
2013*	9-5	22	285	13.0	1	56
2015*	12-10	29	430	14.8	2	45
2016*	13-13	31	670	21.6	4	72
2017	13-2	25	396	15.8	3	54
Career	47-30	107	1,781	16.6	10	72

* at Kentucky

2017

Has played in all 13 games with two starts ... has caught 25 passes for 396 yards and three touchdowns ... caught a 5-yard touchdown at Oklahoma State (11/4) ... tied season high with five receptions for 42 yards in start at Kansas State (10/21) ... recorded two receptions for 59 yards, including a 54-yard touchdown, against Texas (10/14) ... in first start at OU, returned three kicks for 61 yards and made one catch for 19 yards against Iowa State (10/7) ... caught two passes for 57 yards, including a 48-yard TD, and returned two kicks for 71 yards at Baylor (9/23) ... recorded five receptions for 82 yards and a career-high four kickoff returns for 79 yards at Ohio State (9/9) ... caught four passes for 91 yards in OU debut against UTEP (9/2).

2016 (AT KENTUCKY)

Started all 13 games and was named a team captain in nine of them ... led team in receiving yards (670), receiving yards per game (51.5) and yards per catch (21.6); ranked sixth nationally while ranking second in receptions (31) and touchdown receptions (4) ... had seven catches of 40-plus yards ... finished Kentucky career with 1,385 receiving yards to rank 15th on school's career yardage list ... ranked sixth in SEC in kick return average at 22.9 yards per attempt (15 returns for a long of 39)... caught a game-high seven passes for 139 yards and two touchdowns (all season highs) in a win over Mississippi State (Oct. 22) ... his 139 yards receiving were the second most in a game against Mississippi State in school history ... totaled a career-high 216 all-purpose yards vs. MSU (139 receiving, 77

kick return) ... became the 26th player in UK history to reach 1,000 receiving yards in his career with his 44-yard touchdown reception in the second half vs. MSU ... caught three passes for 104 yards and one touchdown at Missouri (Oct. 29) to mark his second straight game with 100 yards receiving (first Wildcat with a 100-yard game with three or fewer receptions since 2011) ... his 65-yard touchdown play at Missouri was UK's longest in an SEC road game since 1999 ... became first Wildcat with consecutive 100-yard receiving games since 2011 ... had a 72-yard touchdown grab vs. Southern Miss (Sept. 3) to mark his longest career catch ... rushed one time for a 25-yard gain.

2015 (AT KENTUCKY)

Played in all 12 games and made 10 starts ... ranked third on team with 29 catches for 430 yards and scored two TDs ... made a catch in 11 of 12 games and recorded at least two receptions in seven outings ... grabbed his first TD of year (37 yards) in season-opening win over UL Lafayette (Sept. 5) ... had four catches for 62 yards (including a 43-yarder) in win at South Carolina (Sept. 12) to open league play ... had a season-long 45-yard catch vs. SEC Eastern Division champion Florida (Sept. 19) ... registered his second TD catch of year in comeback win over Eastern Kentucky (Oct. 3) and finished with four grabs for 59 yards ... finished with a season-high five catches for 67 yards vs. Auburn (Oct. 15).

2014 (AT KENTUCKY)

Redshirted after suffering injury in spring practice.

2013 (AT KENTUCKY)


Played in nine games and made five starts ... ranked third on team with 22 receptions and finished with 285 receiving yards and one touchdown ... registered a 56-yard touchdown reception against Miami (OH) in season's second game and finished with a season-high 80 yards ... best game came in season finale vs. Tennessee (Nov. 30) when he made a season-high six catches for 47 yards.

HIGH SCHOOL

Three-star recruit by 247Sports, ESPN, Rivals and Scout ... rated as the No. 106 receiver in the country by ESPN and No. 127 by 247Sports ... 128th-ranked player in the state of Florida by ESPN ... caught 63 passes for 881 yards as a senior while registering 10 receiving touchdowns and six rushing scores ... helped Freedom High School to a 7-4 record and state playoff berth as a senior ... junior stats featured 46 catches for 718 yards and 11 TDs ... ranked No. 13 on the *Orlando Sentinel* Central Florida "Super 60" ... finished fifth in the long jump at state track and field championships.

PERSONAL

Parents are Malouse Badet and Julien Petit-Frere ... graduated from Kentucky in May 2017 with a bachelor's degree in agricultural economics ... pursuing master's degree in human relations ... last name pronounced buh-DETT.



ROBERT BARNES
 SOUTHLAKE, TEXAS
 CARROLL SENIOR HIGH SCHOOL
 S / 6-2 / 196 / FR
20

Year	GP-GS	UT	AT	Total	TFL	Sacks	INT	FF	FR	PBU
2017	10-1	7	3	10	0.0-0	0.0-0	1-0	0	0	0
Career	10-1	7	3	10	0.0-0	0.0-0	1-0	0	0	0

2017


Has played in 10 games with one start ... set career high with four tackles in first career start against TCU (11/11) ... intercepted the first pass of his career at Oklahoma State on final play of game (11/4) ... made one tackle in OU debut against UTEP (9/2).

HIGH SCHOOL

Ranked as a five-star recruit by 247Sports and a four-star prospect by ESPN, Rivals and Scout ... rated No. 27 overall in the country by 247Sports, No. 41 overall by Scout, No. 158 by Rivals and No. 236 by ESPN ... ranked as the fourth best safety in the 2017 class by Scout, seventh best by 247Sports and 15th best by ESPN and Rivals ... touted as the sixth overall prospect in the state of Texas by 247Sports, No. 22 by Rivals and No. 36 by ESPN ... U.S. Army All-American ... invited to the finals of The Opening ... made 41 tackles with two passes defended and one forced fumble in seven games during his senior season ... also caught 26 passes for 428 yards and four touchdowns and ran six times for 51 yards and another score ... missed the last three games of his senior season due to injury but was named to the *Fort Worth Star-Telegram's* 2016 Super Team Second Team ... tallied 101 tackles as a junior with one interception and seven passes defended ... posted 33 tackles and an interception as a sophomore ... son of former OU linebacker Reggie Barnes (1989-92) ... also held offers from Alabama, Oklahoma State, Texas, USC and others.

PERSONAL

Major is undecided.



EMMANUEL BEAL
COLUMBUS, OHIO
LACKAWANNA COLLEGE

LB / **6-0** / **218** / **SR**

14

Year	GP-GS	UT	AT	Total	TFL	Sacks	INT	FF	FR	PBU
2016	13-10	46	35	81	3.0-9	2.0-8	0	2	0	1
2017	13-13	50	39	89	6.0-12	0.5-4	1-3	0	0	2
Career	26-23	96	74	170	9.0-21	2.5-12	1-3	2	0	3

2017

Named All-Big 12 Honorable Mention by league's coaches ... has started all 13 games ... leads team with 89 tackles and has recorded six tackles for loss... tied for team lead with eight tackles, including 0.5 for loss, in the Big 12 Championship Game against TCU (12/2) ... set career high with 11 tackles, including 1.0 for loss, against West Virginia (11/25) ... intercepted the first pass of his career and made two stops at Kansas (11/18) ... posted eight tackles against Texas Tech (10/28) ... recorded six tackles, including a career-high 2.0 for loss, at Kansas State (10/21) ... tied for team lead with seven tackles against Texas (10/14) ... made seven tackles against Iowa State (10/7) ... tied for team lead with eight tackles and broke up a pass at Baylor (9/23) ... posted eight tackles against Tulane (9/16) ... posted nine tackles, including 1.5 tackles for loss and 0.5 sacks, at Ohio State (9/9).

2016


Played in all 13 games in 2016 with starts in each of final 10 contests ... finished second on team with 81 tackles while recording 2.0 sacks and 3.0 tackles for loss ... ranked second on squad with six QB hurries ... tied for team lead with two forced fumbles ... posted team-high eight tackles at West Virginia (11/19) ... recorded a career-high nine stops against Texas (10/8/16) ... registered eight tackles at TCU (10/1) in first career start ... tied for team lead with eight tackles against Ohio State (9/17) and forced a fumble.

JUNIOR COLLEGE

Ranked as a two-star recruit by Rivals and Scout ... played in seven games as a sophomore and recorded 31 tackles, 9.5 tackles for loss, 4.0 sacks, two forced fumbles, a fumble recovery and three pass breakups ... saw action in 10 games as a freshman and registered 17 tackles, 1.0 sack and one fumble recovery ... teammate of fellow OU class member Ashton Julious ... chose OU over Arizona, New Mexico, Utah State and others.

PERSONAL

Major is communication.



AMANI BLEDSOE
LAWRENCE, KAN.
LAWRENCE HIGH SCHOOL

DL / **6-4** / **279** / **SO**

72

Year	GP-GS	UT	AT	Total	TFL	Sacks	INT	FF	FR	PBU
2016	6-0	0	3	3	0.5-1	0.0-0	0	0	0	1
2017	9-7	12	8	20	4.0-13	2.0-10	0	0	0	0
Career	15-7	12	11	23	4.5-14	2.0-10	0	0	0	1

2017

An Academic All-Big 12 Second Team honoree ... has played in nine games and made seven starts ... missed first four games of season ... recorded two tackles, including a sack, against TCU in the Big 12 Championship Game (12/2) ... set career high with 1.5 tackles for loss and finished with four tackles in start against West Virginia (11/25) ... set career high with four tackles, including a sack, in first career start against Texas (10/14) ... made season debut with one tackle against Iowa State (10/7).

2016

Made collegiate debut vs. ULM (9/10) and played in six consecutive games in a reserve role

... suspended prior to Oct. 29 Kansas game and missed rest of season ... finished year with three tackles, a half sack and one pass breakup.

HIGH SCHOOL

A four-star recruit by ESPN, Rivals, Scout and 247Sports ... ranked 122nd overall in country by Rivals, No. 125 by 247Sports and No. 185 by Scout ... tabbed No. 9 strong-side defensive end in country by Rivals and No. 10 by 247Sports ... selected as No. 23 defensive end by Scout and No. 44 by ESPN ... No. 1 player in Kansas by Rivals, No. 2 by 247Sports and No. 3 by ESPN ... chose OU over Arkansas, Baylor, Kansas, Oregon and others.

PERSONAL

Major is health and exercise science.



MARQUISE BROWN
HOLLYWOOD, FLA.
COLLEGE OF THE CANYONS

WR / **5-11** / **162** / **SO**

5

Year	GP-GS	Rec	Yds	Avg	TD	Long
2017	12-7	49	981	20.0	6	87
Career	12-7	49	981	20.0	6	87

2017

Named All-Big 12 Honorable Mention by league's coaches ... has played in 12 games with seven starts ... his team-high 981 receiving yards this year rank 10th in single-season school history ... averaging team-high 20.0 yards per catch and has hauled in six touchdown passes ... led team with 87 receiving yards and a touchdown on three catches against TCU in the Big 12 Championship Game (12/2) ... had two catches for 64 yards in start against West Virginia (11/25) ... registered four catches for 31 yards and a touchdown at Kansas (11/18) ... made two receptions for 56 yards in start against TCU (11/11) ... caught career-high nine passes for school-record 265 yards and two touchdowns in start at Oklahoma State (11/4) to earn Big 12 Newcomer of the Week honors ... recorded five receptions for 49 yards and a score in start against Texas Tech (10/28) ... led team with 126 receiving yards on six catches at Kansas State (10/21) ... made four catches for 73 yards against Texas (10/14) ... earned Big 12 Newcomer of the Week honors after catching six passes for 155 yards, including an 87-yard touchdown, against Tulane (9/16) ... made OU debut with three catches for 32 yards against UTEP (9/2).

JUNIOR COLLEGE

Early enrollee ... ranked as a four-star recruit by ESPN, Rivals and Scout and a three-star prospect by 247Sports ... rated the No. 10 junior college player in the country by Rivals, No. 11 by Scout, No. 13 by ESPN and No. 24 by 247Sports ... touted as the third-best juco wide receiver by 247Sports and ESPN ... led College of the Canyons with 50 receptions for 754 yards and 10 touchdowns ... returned 13 kickoffs for 402 yards and a touchdown and returned nine punts for 182 yards and another score as a freshman ... chose Oklahoma over TCU, Tennessee and USC, among others.

PERSONAL

Major is human relations.



ORLANDO BROWN
DULUTH, GA.
PEACHTREE RIDGE HIGH SCHOOL

OL / **6-8** / **345** / **R-JR**

78

2017

Unanimous first-team All-American (AFCA, AP, FWAA, Sporting News, Walter Camp) ... finalist for the Outland Trophy ... named Big 12 Offensive Lineman of the Year and All-Big 12 First Team by league's coaches ... has started all 13 games at left tackle.

2016

Named second-team All-American by AP and FWAA ... voted 2016 Big 12 Offensive Lineman of the Year by league's coaches (first sophomore to win the award since it

was introduced in 2006 and the second Sooner to win [Jon Cooper in 2008] ... named first-team All-Big 12 by league's coaches and AP ... started all 13 games at left tackle ... played 659 snaps and surrendered just one sack.

2015

Named a Freshman All-American by *Sporting News* ... selected to All-Big 12 Second Team by ESPN.com ... Third Team All-Big 12 honoree by Phil Steele ... tabbed All-Big 12 Honorable Mention by league's coaches ... started all 13 games at left tackle ... made Sooners debut with start at left tackle in season opener against Akron (9/5), becoming one of 10 freshmen in OU history to start a game at offensive tackle.

2014

Redshirted.

HIGH SCHOOL

Three-star recruit by ESPN, 247Sports, Scout and Rivals ... No. 35 offensive tackle (ESPN) ... No. 29 offensive tackle (247Sports) ... held offers from Alabama, Auburn, Clemson, Florida State, Notre Dame, Ohio State and Tennessee.

PERSONAL

Son of the late Orlando "Zeus" Brown who played in NFL (Cleveland Browns and Baltimore Ravens) for more than a decade ... majoring in human relations.



TRE BROWN
TULSA, OKLA.
UNION HIGH SCHOOL

CB / **5-10** / **177** / **FR**

2

Year	GP-GS	UT	AT	Total	TFL	Sacks	INT	FF	FR	PBU
2017	13-1	10	2	12	0.5-2	0.0-0	0-0	0	0	2
Career	13-1	10	2	12	0.5-2	0.0-0	0-0	0	0	2

2017

Has played in all 13 games with one start ... had one pass breakup against West Virginia (11/25) ... broke up a pass and finished with three tackles in first career start against TCU (11/11) ... recorded a career-high four tackles, with 0.5 for loss, against Tulane (9/16) ... made two tackles in OU debut against UTEP (9/2).

HIGH SCHOOL

A four-star recruit according to 247Sports, ESPN, Rivals and Scout ... rated 120th overall in the 2017 class by Scout, 154th by 247Sports and 209th by ESPN ... ranked 12th among cornerbacks by Scout, 17th by 247Sports, 18th by ESPN and 28th by Rivals ... ranked as the No. 3 player in the state of Oklahoma by 247Sports and ESPN and No. 4 by Rivals ... Under Armour All-American ... invited to the finals of The Opening ... named to *The Oklahoman's* All-State First Team after recording 26 tackles, one interception and five offensive touchdowns ... helped lead his team to a state title in his senior season ... chose Oklahoma over Florida, LSU, Texas and USC, among others.

PERSONAL

Major is undecided.



GRANT CALCATTERRA
RANCHO SANTA MARGARITA, CALIF.
RANCHO SANTA MARGARITA HIGH SCHOOL

TE / **6-3** / **232** / **FR**

80

Year	GP-GS	Rec	Yds	Avg	TD	Long
2017	13-0	10	162	16.2	3	21
Career	13-0	10	162	16.2	3	21

2017

Named All-Big 12 Honorable Mention by league's coaches ... has come off bench in each of team's 13 games ... three touchdown receptions are tied for eighth most ever by an OU


freshman ... caught two passes for 32 yards and a score against West Virginia (11/25) ... set career highs in receptions (4) and receiving yards (67) at Kansas (11/18) ... made a 13-yard touchdown grab against TCU (11/11) ... recorded one catch for career-long 21 yards at Ohio State (9/9) ... caught two passes for 29 yards and a touchdown in OU debut against UTEP (9/2).

HIGH SCHOOL

Early enrollee ... ranked as a four-star recruit by ESPN, Rivals, Scout and 247Sports ... ranked 183rd in the country by ESPN, 235th by 247Sports and 265th by Scout ... tabbed the No. 2 tight end in the country by ESPN, No. 6 by 247Sports and No. 9 by Scout and the No. 28 athlete by Rivals ... touted as the No. 17 player in the state of California by ESPN, No. 25 by 247Sports and No. 35 by Rivals ... invited to the finals of The Opening ... caught 57 passes for 958 yards and eight touchdowns as a senior and added 48 receptions for 926 yards and nine scores as a junior ... chose Oklahoma over Florida, Nebraska, Texas A&M and others.

PERSONAL

Major is undecided ... last name pronounced cal-cuh-TAIR-uh.



BOBBY EVANS
ALLEN, TEXAS
ALLEN HIGH SCHOOL

OL / **6-4** / **312** / **R-SO**

71

2017

Named All-Big 12 Honorable Mention by league's coaches ... an Academic All-Big 12 Second Team honoree ... has started all 13 games at right tackle.

2016

Named Honorable Mention All-Big 12 by league's coaches ... did not play in opener against ULM and then started final 12 games at right tackle ... played 594 snaps and allowed two sacks ... an Academic All-Big 12 First Team honoree.

2015

Redshirted.

HIGH SCHOOL

Early enroll was a consensus four-star recruit by ESPN, 247Sports, Rivals and Scout ... ranked as No. 94 overall recruit in country by Scout, No. 188 overall by ESPN and No. 240 overall by 247Sports ... rated as No. 9 offensive tackle in country according to Scout, No. 16 by ESPN and No. 25 by both Rivals and 247Sports ... tabbed by Scout as No. 18 recruit in state of Texas, No. 22 by ESPN, No. 32 by 247Sports and No. 41 by Rivals ... ranked 30th overall in Midlands Region by ESPN ... helped lead Allen High School to Class 6A Division I State Championship Game ... chose Sooners over likes of Ole Miss, Oregon State and Texas A&M, among others.

PERSONAL

Father (Bobby Joe Evans) was 1994-95 Texas Gatorade High School Player of the Year in basketball and played at OU (lettered 1996-98) ... majoring in human relations.



DILLON FAAMATAU
NORWALK, CALIF.
CERRITOS COLLEGE

DT / **6-3** / **305** / **R-SO**

91

Year	GP-GS	UT	AT	Total	TFL	Sacks	INT	FF	FR	PBU
2017	13-0	6	3	9	2.0-2	0.0-0	0	0	0	0
Career	13-0	6	3	9	2.0-2	0.0-0	0	0	0	0

2017


Has played in all 13 games ... tied a career high with two tackles against TCU in Big 12 Championship Game (12/2) ... recorded a tackle for loss against TCU (11/11) and at Kansas State (10/21) ... recorded first two career tackles career against Tulane (9/16) ... made OU debut against UTEP (9/2).

JUNIOR COLLEGE

Played in all 10 games at Cerritos College in 2016 ... recorded 32 tackles with 2.5 tackles for loss and one sack ... also blocked a kick ... registered season-high six tackles three times in 2016 ... began collegiate career at Arizona State where he redshirted in 2015 ... rated as the No. 68 defensive tackle recruit in the country by ESPN out of high school, No. 70 by 247Sports and No. 86 by Scout ... was a two-time first-team All-CIF and first-team All-Suburban League selection ... voted the league's most valuable defensive lineman ... played on both sides of the ball and was named all-league at tight end and the team's MVP his junior season ... earned second-team all-league recognition as a sophomore ... played all four years on the football team and competed for two seasons with the track and field team.

PERSONAL

Major is communication ... last name pronounced fahm-ah-TAH-oo.



DIMITRI FLOWERS
 SAN ANTONIO, TEXAS
 CHURCHILL HIGH SCHOOL

FB 6-2 247 SR

36

Year	GP-GS	Rush	Yds	Avg	TD	Long	Rec	Yds	Avg	TD	Long
2014	13-5	0	14	—	0	—	9	92	10.2	0	16
2015	13-4	0	0	—	0	—	8	130	16.2	4	75
2016	13-10	22	115	5.2	0	13	11	200	18.2	4	67
2017	13-12	13	26	2.0	4	6	23	411	17.9	4	52
Career	52-31	35	155	4.5	4	13	51	833	16.3	12	75

CAREER NOTES

Ranks fourth in OU history among running backs in career receiving yards (833) and eighth in career receptions (51) ... has caught four touchdown passes in each of last three years and averages 16.2 yards per catch for his career.

2017

Named to All-Big 12 First Team by league's coaches ... an Academic All-Big 12 First Team honoree ... OU's Don Key Award Winner ... has played in all 13 games with 12 starts ... has scored eight touchdowns (four rushing, four receiving) on his 36 touches (one every 4.5) ... caught a 49-yard touchdown pass at Oklahoma State (11/4) ... carried three times for 12 yards and a touchdown against Texas Tech (10/28) ... had two receptions for 20 yards and a touchdown at Kansas State (10/21) ... tied career high with seven receptions with team-high 95 receiving yards and scored on a one-yard run against Iowa State (10/7) ... scored on both touches at Baylor with a three-yard TD run and 52-yard TD reception (9/23) ... recorded career highs in receptions (7) and receiving yards (98) and caught a touchdown at Ohio State (9/9) ... carried twice for five yards, including first career rushing touchdown, and caught one pass for 18 yards against UTEP (9/2).

2016

Named second-team All-Big 12 by league's coaches ... turned in 149 yards of total offense and a receiving TD on 25 touches at Iowa State (11/3) ... started at tailback against Cyclones and ran for 115 yards on the only 22 carries of his career ... four of his 11 receptions resulted in touchdowns ... caught a 34-yard TD pass at Texas Tech (10/22) ... hauled in a 67-yard catch in Big 12-title-clinching win over Oklahoma State (12/3).

2015

Chosen as All-Big 12 Honorable Mention by league's coaches ... played in all 13 games with four starts ... made one tackle on special teams in Orange Bowl against Clemson (12/31) ... caught a five-yard touchdown pass at Oklahoma State (11/28) ... made two catches for 26 yards, including a touchdown, at Baylor (11/14) ... caught two passes for career-high 81 yards, including a 75-yard touchdown, in start against Iowa State (11/7) ... recorded two receptions for 14 yards, including the first touchdown of his career, in start at H-back against Texas (10/10) ... started at H-back against West Virginia (10/3) and Tulsa (9/19) ... caught one pass for four yards against Akron (9/5) ... named to Academic All-Big 12 Second Team.

2014

Played in all 13 games with starts against Louisiana Tech, Tennessee, West Virginia, Kansas State and Kansas ... caught two passes for 17 yards in Russell Athletic Bowl against Clemson (12/29) ... made one catch for 11 yards and gained 14 yards on a lateral at Iowa State (11/1) ... caught one pass for 16 yards against Kansas State (10/18) ... made one tackle on special teams at TCU (10/4) ... tied career high with 24 receiving yards on two catches at Tulsa (9/6) ... made Sooners debut by starting at FB against Louisiana Tech (8/30) and catching three passes for 24 yards.

HIGH SCHOOL

Early enrollee who started classes at OU in January ... three-star recruit by ESPN, Rivals, 247Sports and Scout ... No. 5 fullback (Scout) ... No. 45 athlete (Rivals) ... No. 98 athlete (ESPN) ... No. 85 player in Texas (Rivals) ... also had offers from Boise State, Houston and Nevada.

PERSONAL

Graduated in December with a degree in sports management ... Father, Erik Flowers, was picked in the first round (26th overall) of the 2000 NFL Draft by the Buffalo Bills and also was member of Houston Texans, Pittsburgh Steelers, St. Louis Rams and Atlanta Falcons as a defensive end and linebacker.



CODY FORD
 PINEVILLE, LA.
 PINEVILLE HIGH SCHOOL

OL 6-4 343 R-50

74

2017

An Academic All-Big 12 Second Team honoree ... has played in 11 games with four starts at left guard ... started at left guard against Ohio State (9/9), Iowa State (10/7), Texas (10/14) and Kansas State (10/21) ... start at Ohio State was his first since a broken leg against the Buckeyes last season ... did not play against Baylor (9/23) or Tulane due to injury (9/16).

2016

Started first three games of year at left guard ... left Ohio State game (9/17) with broken fibula on team's first drive and didn't play afterward ... made OU debut with start at left guard vs. Houston (9/3).

2015

Redshirted ... named Oklahoma Scout Team Offensive Player of the Year.

HIGH SCHOOL

Ranked as a four-star recruit according to Rivals and a three-star recruit according to 247Sports, ESPN and Scout ... picked by Rivals as the No. 22 offensive guard in the country, the No. 31 guard by Scout and the No. 87 guard by ESPN ... selected as the No. 56 offensive tackle in the country by 247Sports ... ranked as the 15th-best player in the state of Louisiana by Rivals, 20th-best by Scout, 24th-best by 247Sports and the No. 56 overall player in the state by ESPN ... rated No. 522 overall in the Southeast Region by ESPN ... opted for Oklahoma over offers from Arkansas, Mississippi State, TCU and others.

PERSONAL

Major is criminology.

FB **DIMITRI FLOWERS**





NEVILLE GALLIMORE
ST. CATHARINES, ONTARIO
CANADA PREP FOOTBALL ACADEMY

DT / **6-2** / **310** / **R-50**

90

Year	GP-GS	UT	AT	Total	TFL	Sacks	INT	FF	FR	PBU
2016	13-6	21	19	40	4.0-11	1.0-7	0	1	0	0
2017	11-5	13	15	28	1.0-4	0.5-4	0	0	0	1
Career	24-11	34	34	68	5.0-15	1.5-11	0	1	0	1

2017

Has played in 11 games with starts in the first five games of the year ... missed Texas Tech (10/28) and Oklahoma State (11/4) due to injury ... tallied three tackles against West Virginia (11/25) ... finished with five tackles against TCU (11/11) ... had three tackles against Iowa State (10/7) ... assisted on a sack and finished with two tackles at Baylor (9/23) ... set career high with nine tackles, including half a sack, against Tulane (9/16) ... recorded two tackles, including an assist on a TFL, and batted down a pass against UTEP (9/2).

2016

Played in all 13 games with six starts (all six came in season's last eight contests) ... ranked fourth on team with 4.0 tackles for loss ... lined up at defensive end against Kansas State (10/15) in first career start and finished with five tackles ... made career-high eight tackles with 3.0 TFL and a sack vs. ULM (9/10) ... became second Canadian ever to play for Sooners (offensive lineman Josiah St. John in 2014-15) when he debuted vs. Houston (9/3) in season opener.

2015

Redshirted.

HIGH SCHOOL

Consensus four-star recruit by Rivals, Scout, ESPN and 247Sports ... ranked as the No. 51 overall prospect by 247Sports, No. 83 overall by Rivals, No. 88 overall by Scout and No. 165 overall by ESPN ... tabbed as the No. 7 defensive tackle prospect by 247Sports, No. 9 by Rivals and Scout, and No. 16 by ESPN ... top-ranked overall player in Canada by ESPN and Scout ... became first Canadian player selected to compete in U.S. Army All-American Bowl ... was also invited to The Opening showcase event ... had more than 30 offers and chose Sooners over Florida State and Ohio State.

PERSONAL

Majoring in communication.



ADDISON GUMBS
HAYWARD, CALIF.
STELLAR PREPARATORY HIGH SCHOOL

DE/LB / **6-3** / **230** / **FR**

15

Year	GP-GS	UT	AT	Total	TFL	Sacks	INT	FF	FR	PBU
2017	4-0	5	3	8	0.5-2	0.0-0	0-0	0	0	1
Career	4-0	5	3	8	0.5-2	0.0-0	0-0	0	0	1

2017

Has played in four games ... made two tackles against West Virginia (11/25) ... had one stop at Kansas (11/18) ... set career high with four tackles, including 0.5 for loss, against Tulane (9/16) ... made OU debut with one tackle and a pass breakup against UTEP (9/2).

HIGH SCHOOL

Early enrollee ... rated as a four-star recruit by 247Sports, ESPN, Rivals and Scout ... ranked as the No. 65 overall player in the country by Rivals, No. 166 by 247Sports, No. 156 by Scout and No. 247 by ESPN ... ranked No. 7 among outside linebackers by Rivals, No. 9 by Scout and No. 16 by ESPN ... ranked by 247Sports as the No. 11 weak-side defensive end in the nation ... touted as the No. 10 player in the state of California by Rivals, No. 19 by 247Sports and No. 24 by ESPN ... U.S. Army All-American ... invited to the finals of The

Opening ... made 74 tackles (23.0 sacks) and forced two fumbles as a senior ... chose OU over Louisville, Texas A&M, USC, Washington and others.

PERSONAL

Majoring in undecided.



KAHLIL HAUGHTON
WACO, TEXAS
MIDWAY HIGH SCHOOL

S / **6-1** / **206** / **JR**

8

Year	GP-GS	UT	AT	Total	TFL	Sacks	INT	FF	FR	PBU
2015	12-0	4	4	8	0.5-4	0.5-4	0	0	0	0
2016	13-1	11	4	15	0.0-0	0.0-0	0	0	0	0
2017	9-4	20	8	28	0.0-0	0.0-0	0	0	0	1
Career	34-5	35	16	51	0.5-4	0.5-4	0	0	0	1

2017

Has played in nine games with four starts ... posted five tackles against Texas Tech (10/28) ... posted six tackles in start against Texas (10/14) ... tallied three tackles in start at Baylor (9/23) ... set career high with eight tackles in start against Tulane (9/16) ... broke up a pass and made two tackles at Ohio State (9/9).

2016

Played in all 13 games and made one start ... set career high with four tackles at Texas Tech (10/22) and tied it a week later vs. Kansas (10/29) ... totaled three tackles in first career start at TCU (10/1).

2015


Played in 12 games (did not play at Tennessee) ... had one tackle in Orange Bowl against Clemson (12/31) ... recorded one tackle at Oklahoma State (11/28) ... assisted on a tackle at Baylor (11/14) ... made one tackle against Iowa State (11/7) ... set career high with two tackles, including the first sack of his career, at Kansas (10/31) ... made one tackle against Texas Tech (10/24) ... made Sooners debut with one tackle against Akron (9/5).

HIGH SCHOOL

Four-star recruit according to ESPN, Scout, Rivals and 247Sports ... rated by Scout as the No. 297 prospect overall ... tabbed by 247Sports as the No. 12 safety in the country, No. 23 by Scout and No. 28 by both ESPN and Rivals ... ranked as No. 33 player in state of Texas by 247Sports, No. 42 by Scout, No. 50 by Rivals and No. 61 by ESPN ... rated as No. 72 overall player in Midlands Region by ESPN ... posted 108 tackles, four interceptions, five forced fumbles and 12 pass breakups during senior season ... received offers from Arkansas, Baylor, Kansas State, LSU, Nebraska, Notre Dame and Ohio State, among others.

PERSONAL

Majoring in pre-med ... name pronounced kuh-LEEL HAWT-in.



WESLEY HORKY
BRENTWOOD, TENN.
RAVENWOOD HIGH SCHOOL

LS / **6-1** / **233** / **SR**

42

2017

An Academic All-Big 12 Second Team honoree ... has served as long snapper on punts and placekicks in all 13 games ... first-team All-Big 12 selection by Phil Steele Magazine ... made a special teams tackle at Ohio State (9/9).

2016

Named to Academic All-Big 12 Second Team ... served as long snapper on punts and placekicks in all 13 games.

2015

Named to Academic All-Big 12 First Team ... served as long snapper on punts in all 13

games ... assisted on a tackle on special teams against West Virginia (10/3) ... assisted on a tackle against Tulsa (9/19) ... had one tackle against Akron (9/5).

2014

Played in all 13 games as long snapper on punts ... assisted on a tackle on special teams against Oklahoma State (12/6) ... recorded a solo tackle at TCU (10/4) ... made Sooners debut against Louisiana Tech (8/30).

HIGH SCHOOL

Prepped at Ravenwood High School in Brentwood, Tenn. ... a two-star prospect by Rivals ... played in 2014 Under Armour All-American Game ... finished second overall in the 2014 National Scholarship Camp where he scored 50 out of a possible 55 points with an average snap time of .72 seconds.

PERSONAL

Majoring in finance.



MARK JACKSON JR.
CIBOLO, TEXAS
BYRON P. STEELE HIGH SCHOOL

DE/LB / **6-1** / **235** / **50**

42

Year	GP-GS	UT	AT	Total	TFL	Sacks	INT	FF	FR	PBU
2016	5-0	0	2	2	0.0-0	0.0-0	0	0	0	0
2017	13-0	2	5	7	1.0-5	1.0-5	0	1	0	0
Career	18-0	2	7	9	1.0-5	1.0-5	0	1	0	0

2017

Has played in all 13 games ... forced a fumble and had one tackle at Kansas (11/18) ... set career high with four tackles against Tulane (9/16) ... picked up first career sack at Ohio State (9/9).

2016

Played in five of season's first eight games but not in final five ... assisted on two tackles (one vs. ULM and one at Texas Tech).

HIGH SCHOOL

Consensus four-star recruit by ESPN, Rivals, Scout and 247Sports ... touted as No. 149 overall recruit in country by Scout, No. 186 overall by ESPN and No. 266 overall by 247Sports ... ranked 13th among weakside defensive ends by Rivals and 20th by 247Sports ... rated 19th by Scout and 24th by ESPN among all defensive ends ... selected as No. 27 player in state of Texas by ESPN, No. 36 by Rivals and No. 40 by 247Sports ... chose OU over Baylor, Texas, Texas A&M and others.

PERSONAL

Majoring in academic affairs.



WILL JOHNSON
BALTIMORE, MD.
MONROE COMMUNITY COLLEGE

DB / **6-0** / **185** / **R-SR**

12

Year	GP-GS	UT	AT	Total	TFL	Sacks	INT	FF	FR	PBU
2015	11-3	11	3	14	3.0-14	0.0-0	0	0	0	1
2016	7-3	31	13	44	2.5-8	0.0-0	0	1	1-0	3
2017	11-10	39	18	57	0.0-0	0.0-0	2-19	0	0	4
Career	29-16	81	34	115	5.5-22	0.0-0	2-19	1	1-0	8

2017

Named All-Big 12 Honorable Mention by league's coaches ... has played in 11 games with 10 starts ... did not play against Baylor (9/23) or Tulane (9/16) due to injury ... tied for team lead with two interceptions and tied for fourth on squad with 57 tackles ... intercepted a pass and registered team-high-tying eight tackles in Big 12 Championship Game against

TCU (12/2) ... registered eight tackles against West Virginia (11/25) ... intercepted first pass of his career and had five tackles at Oklahoma State (11/4) ... broke up a pass and finished with seven tackles against Texas Tech (10/28) ... tied a career high with 10 tackles at Kansas State (10/21) ... posted eight tackles against Iowa State (10/7) ... broke up a pass and tallied four tackles at Ohio State (9/9).

2016

Appeared in seven games with three starts ... missed six games due to injury including final three ... ranked seventh on team with 44 tackles but was second with 6.3 per game ... matched career high with 10 tackles at Texas Tech (10/22) ... recorded 10 tackles with 0.5 TFL and a fumble recovery in season opener vs. Houston (9/3).

2015

Played in 11 games with three starts at nickelback (did not play against Akron or Texas) ... had two tackles, including one for loss, at Oklahoma State (11/28) ... assisted on a tackle in start against TCU (11/21) ... made one tackle in start at Baylor (11/14) ... assisted on two tackles against Iowa State (11/7) ... made first start of career and had a career-high six tackles with one for loss against Texas Tech (10/24) ... made the first two tackles of his career, including a TFL, and had his first pass breakup at Kansas State (10/17) ... made Sooners debut at Tennessee (9/12).

JUNIOR COLLEGE

Rated as a four-star recruit by ESPN, a three-star recruit by 247Sports and Scout and a two-star recruit by Rivals ... ranked as No. 2 JUCO cornerback and No. 13 player overall by ESPN, No. 7 cornerback and No. 58 player overall by 247Sports and 53rd overall player by Scout ... chose Oklahoma over programs such as Maryland and Ball State ... tallied 12 tackles in eight games in 2014 with 1.5 tackles for loss, two interceptions and 10 pass breakups.

PERSONAL

Graduated in December with a degree in communication.



MYKEL JONES
PATTERSON, LA.
PATTERSON HIGH SCHOOL

WR / **5-11** / **186** / **50**

3

Year	GP-GS	Rec	Yds	Avg	TD	Long
2016	12-0	13	106	8.2	0	43
2017	13-1	16	310	19.4	1	55
Career	25-1	29	416	14.3	1	55

2017

An Academic All-Big 12 Second Team honoree ... has played in all 13 games with one start ... finished with 67 yards and first career touchdown (55-yarder) on three catches against TCU in Big 12 Championship Game (12/2) ... made a 33-yard catch at Kansas (11/18) ... caught three passes for 23 yards in first career start against TCU (11/11) ... tallied 53 receiving yards on three receptions at Oklahoma State (11/4) ... set career high with 76 receiving yards on three catches at Kansas State (10/21) ... posted 48 receiving yards on two receptions at Ohio State (9/9).

2016

Appeared in 12 games and registered 13 catches for 106 yards ... made collegiate debut and led team in receiving with six catches for 48 yards against ULM (9/10) ... registered a career-long 43-yard catch against Baylor (11/12).

HIGH SCHOOL

Four-star recruit according to ESPN, Rivals and Scout and a three-star prospect by 247Sports ... touted as 94th overall recruit in country by Rivals, No. 271 overall by ESPN and No. 454 overall by 247Sports ... dubbed 20th-best wide receiver in the country by Rivals, No. 45 by Scout, No. 46 by ESPN and No. 72 by 247Sports ... tabbed as No. 4 recruit in state of Louisiana by Rivals, No. 18 in state by ESPN and No. 27 by 247Sports ... missed beginning of 2015 season due to injury but still had 27 receptions for 500 yards and seven touchdowns ... caught 32 passes for 606 yards and eight touchdowns as a junior ... chose OU over Alabama, Tennessee, Ole Miss and others.

PERSONAL

Majoring in human relations ... first name pronounced MY-kell.



ASHTON JULIOUS
FLORENCE, S.C.
LACKAWANNA COLLEGE

OL / **6-5** / **335** / **R-SR**

67

2017

Has played in 11 games at guard and on special teams.

2016

Played in season's final 10 games, primarily on special teams.

JUNIOR COLLEGE

Ranked as a three-star recruit by ESPN, Rivals and 247Sports ... named a second-team JUCO All-American ... tabbed No. 23 JUCO prospect by 247Sports, No. 40 by ESPN and No. 43 by Rivals ... touted as No. 2 JUCO offensive tackle by 247Sports and No. 6 by ESPN and No. 8 offensive lineman by Rivals ... junior college teammate of fellow OU class members Emmanuel Beal and Kapri Doucet ... also held offers from Arizona State, Baylor, South Carolina, West Virginia and others.

PERSONAL

Graduated in December with a degree in arts and sciences.



CALEB KELLY
FRESNO, CALIF.
CLOVIS WEST HIGH SCHOOL

LB / **6-3** / **229** / **SO**

19

Year	GP-GS	UT	AT	Total	TFL	Sacks	INT	FF	FR	PBU
2016	11-6	22	14	36	3.0-8	1.0-6	0	0	0	1
2017	13-12	33	19	52	3.5-14	1.0-5	1-0	1	2-18	1
Career	24-18	55	33	88	6.5-22	2.0-11	1-0	1	2-18	1

2017

Named All-Big 12 Honorable Mention by league's coaches ... has played in all 13 games with 12 starts ... ranks seventh on team with 52 tackles and second with four quarterback hurries ... returned a fumble for a touchdown on TCU's first play from scrimmage and assisted on four tackles in Big 12 Championship Game (12/2) ... posted six tackles against West Virginia (11/25) ... set career high with 1.5 tackles for loss, including a sack, and finished with three stops at Kansas (11/18) ... broke up a pass and registered four tackles at Oklahoma State (11/4) ... intercepted first pass of his career and added three tackles against Texas Tech (10/28) ... recorded a season-high nine tackles with 1.0 for loss at Kansas State (10/21) ... recorded five tackles and recovered his first career fumble at Baylor (9/23) ... forced a fumble and made two tackles against UTEP (9/2).

2016

Played in 11 games at outside linebacker with starts in each of last six contests ... registered four total tackles in first five games and 32 in final six outings ... finished with game- and career-high 12 tackles and 1.0 tackle for loss in Sugar Bowl win over Auburn (1/2) ... registered six tackles at Iowa State (11/3) and followed with seven stops against Baylor (11/12) ... made first career start against Kansas (10/29) ... made collegiate debut against ULM (9/10) and finished with four tackles ... broke up one pass and registered a pair of quarterback hurries on the season.

HIGH SCHOOL

Ranked as a five-star recruit by Rivals and Scout and a four-star recruit by ESPN and 247Sports ... recognized as 14th overall recruit in country by Rivals, 17th by Scout, 68th by 247Sports and 69th by ESPN ... rated as No. 2 outside linebacker in nation by Scout, No. 3 by Rivals, No. 5 by 247Sports and No. 7 by ESPN ... selected as No. 2 recruit from California by Rivals, No. 7 by ESPN and No. 9 by 247Sports ... made 79 tackles in his senior season with 10.0 sacks ... chose OU over Alabama, Notre Dame, Oregon, Texas and others.

PERSONAL

Majoring in communication.



CEEDEE LAMB
RICHMOND, TEXAS
FOSTER HIGH SCHOOL

WR / **6-1** / **173** / **FR**

9

Year	GP-GS	Rec	Yds	Avg	TD	Long
2017	13-12	40	741	18.5	7	82
Career	13-12	40	741	18.5	7	82

2017

Named All-Big 12 Honorable Mention for Offensive Freshman of the Year by league's coaches ... selected as a freshman All-American by ESPN ... has played in all 13 games with 12 starts (did not start at Kansas State) ... ranks third nationally among freshmen by averaging 18.5 yards per catch ... seven touchdown receptions are tied for the most all-time among OU freshmen, 741 receiving yards are second most and 40 receptions are fifth most ... led team with four catches for 92 yards and a touchdown against West Virginia (11/25) ... made two receptions for 53 yards and had a career-long 17-yard punt return against TCU (11/11) ... caught three passes for 51 yards at Oklahoma State (11/4) ... set OU freshman single-game records with nine receptions and 147 receiving yards and tied the OU freshman single-game mark with two touchdown grabs against Texas Tech (10/28) ... gained 74 yards on three receptions against Texas (10/14) ... caught two passes for 26 yards and a touchdown against Iowa State (10/7) ... caught four passes for a career-high 131 yards and two touchdowns against Tulane (9/16) ... had five receptions for 61 yards at Ohio State (9/9) ... became third true freshman in program history to start a season opener at wide receiver and caught three passes for 21 yards and a score against UTEP (9/2).

HIGH SCHOOL

A four-star recruit according to 247Sports, ESPN, Rivals and Scout ... rated as the No. 72 overall player in the country by Rivals, No. 223 by Scout and No. 278 by 247Sports ... tabbed nation's 16th-best receiver by Rivals, 31st by Scout, 37th by 247Sports and 52nd by ESPN ... ranked as the No. 15 recruit in Texas by Rivals, No. 38 by 247Sports and No. 51 by ESPN ... caught 98 passes for 2,032 yards (fourth most in state history) and 33 touchdowns (tied for second most in state history) and returned three punts for scores as a senior ... named a second-team All-American by MaxPreps, the *Houston Chronicle's* All-Greater Houston Football Offensive Player of the Year, the Houston Touchdown Club's Offensive Player of the Year and first-team all-state ... caught 57 passes as a junior for 1,082 yards and 11 touchdowns ... chose OU over Alabama, Baylor, Texas, UCLA and others ... first name pronounced SEE-dee.

PERSONAL

Majoring in management.

WR CEEDEE LAMB



ESPN FRESHMAN ALL-AMERICAN



DU'VONTA LAMPKIN
HOUSTON, TEXAS
CYPRESS FALLS HIGH SCHOOL

DT / **6-4** / **335** / **R-50**

57

Year	GP-GS	UT	AT	Total	TFL	Sacks	INT	FF	FR	PBU
2016	5-0	2	3	5	2.0-3	0.0-0	0	0	0	0
2017	11-2	12	9	21	5.0-23	1.0-10	0	0	0	0
Career	16-2	14	12	26	7.0-26	1.0-10	0	0	0	0

2017

Has played in 11 games with two starts ... ranks fifth on team with 5.0 tackles for loss ... registered four tackles (1.5 for loss) at Kansas (11/18) ... matched career high with four tackles, including 1.5 TFL and his first career sack, against TCU (11/11) ... had a TFL at Oklahoma State (11/4) ... recorded two tackles in first career start against Texas (10/14) ... posted a career-high four tackles with 1.0 for loss against Iowa State (10/7) ... made season debut with one tackle at Ohio State (9/9).

2016

Made collegiate debut in seventh game of season at Texas Tech (10/22) and played in five of last six contests ... two of his five tackles resulted in lost yardage (both came against Kansas on 10/29).

2015

Redshirted.

HIGH SCHOOL

Four-star recruit by 247Sports and three-star recruit by ESPN, Rivals and Scout ... ranked as the No. 294 overall player in the country by Scout and No. 333 by 247Sports ... rated as the No. 21 defensive tackle by 247Sports, No. 23 by Rivals, No. 25 by Scout and No. 32 by ESPN ... tabbed the No. 47 player in Texas by 247Sports, No. 48 by Rivals and No. 73 by ESPN ... recorded 81 tackles, including 38 tackles for loss and 16 sacks, and forced eight fumbles as a senior.

PERSONAL

Major is African and African-American studies ... first name pronounced duh-VON-tay.



TYREECE LOTT
ARDMORE, OKLA.
ARDMORE HIGH SCHOOL

DT / **6-2** / **270** / **FR**

93

Year	GP-GS	UT	AT	Total	TFL	Sacks	INT	FF	FR	PBU
2016	5-0	2	3	5	0.0-0	0.0-0	0	0	0	0
Career	5-0	2	3	5	0.0-0	0.0-0	0	0	0	0

2017

Has played in five games but not in any of last five ... made one tackle against Tulane (9/16) ... tied for team lead with four tackles in OU debut against UTEP (9/2).

HIGH SCHOOL

A three-star recruit by 247Sports, ESPN, Rivals and Scout ... rated as the No. 56 defensive tackle in the country by Scout, No. 79 by ESPN and No. 88 by 247Sports ... ranked as the 19th-best player in the state of Oklahoma by 247Sports and Rivals and 21st by ESPN ... named first-team all-state by *The Oklahoman* as an offensive lineman ... selected to play in the Oklahoma Football Coaches Association All-Star Game ... registered 74 tackles and eight sacks as a defensive lineman his senior season ... picked Oklahoma over Kansas State, Oklahoma State and TCU, among others.

PERSONAL

Majoring in biology.



KENNETH MANN
BURLESON, TEXAS
BURLESON HIGH SCHOOL

DL / **6-3** / **265** / **R-50**

55

Year	GP-GS	UT	AT	Total	TFL	Sacks	INT	FF	FR	PBU
2016	8-0	2	0	2	0.0-0	0.0-0	0	0	0	0
2017	12-0	14	14	28	6.0-41	5.0-38	0	2	0	0
Career	20-0	16	14	30	6.0-41	5.0-38	0	2	0	0

2017

Has played in 12 games ... tied for third on team with 6.0 tackles for loss ranks second with two forced fumbles ... had two tackles, including one for loss, against TCU in Big 12 Championship Game (12/2) ... recorded a sack against TCU (11/11) ... finished with three tackles, including a strip sack, at Oklahoma State (11/4) ... assisted on three tackles against Texas Tech (10/28) ... made three tackles against Texas (10/14) ... assisted on a pair of tackles, including a sack, against Iowa State (10/7) ... tied career high with five tackles, including 1.5 sacks, at Baylor (9/23) ... set career high with five tackles, including a strip sack, against Tulane (9/16).

2016

Played in eight games, primarily on special teams ... recorded two unassisted tackles, both against Kansas (10/29).

2015

Redshirted.

HIGH SCHOOL

Consensus three-star recruit by Rivals, Scout, 247Sports and ESPN ... ranked as No. 40 overall defensive end in country by ESPN and No. 82 by Scout ... slated as No. 26 strong-side defensive end in country by Rivals and No. 69 by 247Sports ... rated No. 48 overall recruit in state of Texas by Rivals, No. 78 by ESPN and No. 179 by 247Sports ... ranked No. 96 in Midlands Region by ESPN ... recorded 79 tackles, 14.5 sacks and 27 tackles for loss as a senior ... also received offers from Kansas State, Oklahoma State and Tulsa, among others.

PERSONAL

Majoring in human relations.



BAKER MAYFIELD
AUSTIN, TEXAS
TEXAS TECH UNIVERSITY

QB / **6-1** / **220** / **R-SR**

6

Year	GP-GS	Comp	Att	Pct	Yds	Avg	TD	INT	Long	Rush	Yds	Avg	TD	Long
2013*	8-7	218	340	64.1	2,315	289.4	12	9	60	88	190	2.2	3	22
2015	13-13	269	395	68.1	3,700	284.6	36	7	76	141	405	2.9	7	39
2016	13-13	254	358	70.9	3,965	305.0	40	8	88	78	177	2.3	6	16
2017	13-12	262	369	71.0	4,340	333.8	41	5	84	85	310	3.6	5	54
At OU	39-38	785	1,122	70.0	12,005	307.8	117	20	88	304	892	2.9	18	54
Career	47-45	1,003	1,462	68.6	14,320	304.7	129	29	88	392	1,082	2.8	21	54

* at Texas Tech

CAREER

Ranks sixth in NCAA history in passing TDs (129) and total offense (15,402), and 10th in career passing yards (14,320) ... Ranks first in Big 12 history in yards per pass attempt (9.8), pass efficiency rating (176.0) and passing TDs, third in passing yards and total offense, fifth in completion percentage (.686), sixth in completions (1,003) and eighth in attempts (1,462) ... ranks first at OU in career completion percentage (.700); Sam Bradford ranks second at .676) and career passing efficiency rating (190.7; Bradford ranks second at 175.6) ... ranks second in OU history in passing yards (12,005), TD passes (117), completions (785), attempts (1,122), 300-yard passing games (20), 400-yard passing games (4) and total offense (12,897) ... Owns a 5.9 touchdown-to-interception ratio as a Sooner (117 to 20) ... has thrown at least two TD passes in each of last 26 games.

2017


Unanimous first-team All-American (AFCA, AP, FWAA, Sporting News, Walter Camp) ... winner of the Heisman Trophy, Maxwell Award, O'Brien Award, Walter Camp Player of the Year Award, AP Player of the Year and Sporting News Player of the Year ... finalist for the Unitas Golden Arm Award and Burlsworth Trophy ... selected as Big 12 Offensive Player of the Year and All-Big 12 First Team honoree by league's coaches ... has played in all 13 games with starts in 12 contests ... has thrown at least three TD passes in each of last six games and in 10 of 13 outings ... named Most Outstanding Player at Big 12 Championship Game after throwing for 243 yards and four touchdowns on 15-of-23 passing and running for 65 yards on six carries against TCU (12/2) ... threw for 281 yards and three touchdowns on 14-of-17 passing in reserve role against West Virginia (11/25) ... completed 20 of 30 passes for 257 yards and three touchdowns at Kansas (11/18) ... threw for 333 yards and three touchdowns with no interceptions on 18-of-27 passing and ran for 50 yards on 11 carries against TCU (11/11) ... set program records with 598 passing yards (387 in first half also set OU record), 589 yards of total offense and threw for five touchdowns on 24-of-36 passing at Oklahoma State (11/4); also ran for a score to earn Walter Camp Player of the Week and Big 12 Offensive Player of the Week honors ... passing yardage total at Oklahoma State was sixth-best in Big 12 history and total offense was eighth-best ... threw for 281 yards and four touchdowns on 22-of-34 passing and ran six times for 20 yards and another score against Texas Tech (10/28) ... named Big 12 Offensive Player of the Week after posting the seventh-highest total offense output in school history with 479 yards (410 passing, season-high 69 rushing), throwing for two touchdowns and running for two more at Kansas State (10/21) ... threw for 302 yards and two touchdowns with one interception on 17-of-27 passing against Texas (10/14) ... completed 24 of 33 passes for 306 yards and two touchdowns and ran 11 times for 57 yards and another score vs. Iowa State (10/7) ... recorded 283 yards and three touchdowns on 13-of-19 passing at Baylor (9/23) ... threw for 331 yards and 4 TDs on 17-of-27 passing against Tulane (9/16) ... named Big 12 Offensive Player of the Week for second week in a row after throwing for 386 yards and three touchdowns on 27-of-35 passing in 31-16 win at No. 2 Ohio State (9/9) ... earned Big 12 Offensive Player of the Week honors after completing 19 of 20 passes for 329 yards and three touchdowns in first half (did not play in second half) against UTEP (9/2); completed first 16 passes of game to set school record for consecutive completions to begin a contest.

2016

One of five Heisman Trophy finalists (along with teammate Dede Westbrook) and finished third in voting ... also one of three finalists for the Maxwell Award (college player of the year) and Davey O'Brien Award (quarterback of the year) ... repeat winner of Burlsworth Trophy (most outstanding player who began career as a walk-on) ... named to All-Big 12 First Team ... quarterback of first team to ever go 9-0 in regular season Big 12 play ... threw for an average of 305.0 yards per game and amassed 40 touchdown passes against eight interceptions (5.0 ratio) ... set FBS single-season pass efficiency rating record with a 196.4 mark (the previous record was 191.8; next highest Power 5 figure in 2016 was 167.5) and also ranked first nationally in completion percentage (70.9) and yards per pass attempt (11.1; only one other player was above 9.9) ... ranked second nationally in yards per completion (15.6), fourth in points responsible for (21.5 per game) and sixth in passing TDs (40) ... ranked fourth nationally with 22 completions of at least 40 yards ... accounted for at least four touchdowns in seven of team's nine Big 12 games (three in the other two contests) ... led Big 12 in conference play in passing TDs (31; next most was 27; third most was 20), completion percentage (.735; next best was .641) and pass efficiency rating (208.9; next best was 158.8) ... threw for 319.6 yards per league contest and also ran for 139 yards and six scores in conference play ... threw at least four TD passes in four straight games (Oct. 15 through Nov. 3) ... his 21 pass TDs from Oct. 15 to No. 12 are most in school history for a five-game span ... named Davey O'Brien Quarterback of the Week after going 27 of 36 through the air for a career-high 545 yards (nine shy of OU record) and a school-record seven TDs in a 66-59 win at Texas Tech on Oct. 22 ... finished with 564 yards of total offense against the Red Raiders (eight shy of his own OU record) while averaging 20.2 yards per completion and 15.1 yards per attempt ... his 266.3 passing efficiency rating against Texas Tech was the best in school history among players with at least 30 throws ... threw for 323 yards against Houston (Sept. 3), 390 vs. Texas (Oct. 8), 346 vs. Kansas State (Oct. 15), 328 at Iowa State (Nov. 3) and 300 vs. Baylor (Nov. 12).

2015

Sporting News Player of the Year ... winner of Burlsworth Trophy (nation's top player who began career as walk-on) ... named first-team All-American by *Sporting News* and Walter Camp Football Foundation ... chosen as second-team All-American by AP and FWAA ... selected as Big 12 Offensive Player of the Year and an All-Big 12 First Team honoree ... finalist for Davey O'Brien Award, Earl Campbell Tyler Rose Award, Manning Award and Walter Camp Player of the Year Award ... semifinalist for Maxwell Award ... started all 12 games ... completed 26 of 41 passes for an OU Orange Bowl-record 311 yards and a TD vs. Clemson ... threw for 180 yards and two touchdowns on 17-of-25 passing and ran 11 times for 77 yards and another score in Big 12-title-clinching win at Oklahoma State (11/28) ... completed 9 of 20 passes for 127 yards and two touchdowns and ran 10 times for 42 yards (did not play in second half due to injury) against TCU (11/21) ... passed for 270 yards and three touchdowns on 24-of-34 passing and ran for another score and 76 yards on 15 carries at Baylor (11/14) ... tossed three touchdowns on 23-of-31 passing for 342 yards and ran for 27 yards on 10 carries with another score against Iowa State (11/7) ... threw for 383 yards and four touchdowns on 27-of-32 passing at Kansas (10/31) ... completed 15 of 22 passes for 212 yards and two touchdowns against Texas Tech (10/24) ... set career high with five touchdown passes on 20-for-27 passing with 282 yards and ran nine times for 33 yards at Kansas State (10/17) ... completed 20 of 28 passes for



QB BAKER MAYFIELD

211 yards and a touchdown against Texas (10/10) ... threw for 320 yards and 3 TDs on 14-of-25 passing against West Virginia (10/3) ... set a school record with 572 yards of total offense (487 passing, 85 rushing) against Tulsa (9/19) ... also threw four touchdowns on 32-of-38 passing and ran for two scores on 13 carries vs. Tulsa ... also threw for 187 yards and three touchdown passes on 19-of-39 passing and ran for 46 yards and another score on 14 carries at Tennessee (9/12) ... made Oklahoma debut against Akron (9/5) and set OU record for passing yards in a season opener with 388 on 23-of-33 passing with three touchdowns and no interceptions (added six rushes for eight yards and another score).

2014

Named one of Oklahoma's Scout Team Offensive Players of the Year ... sat out season due to NCAA transfer rules after spending his freshman season at Texas Tech.

2013 (AT TEXAS TECH)


College Football News Freshman All-America honorable mention ... Big 12 Offensive Freshman of the Year ... played in eight games (seven starts) ... completed 218 of 340 passes for 2,315 yards, 12 TDs and nine INTs ... pass completions and attempts were most by a Big 12 freshman quarterback since OU's Landry Jones in 2009 ... threw for 413 yards on 43-of-60 passing with four TDs and added a rushing TD in career debut in season opener at SMU (8/30) ... named Big 12 Offensive Player of the Week and earned multiple national player-of-the-week awards for his performance in season opener.

HIGH SCHOOL

Led Lake Travis to a 25-2 record during two seasons as starting quarterback ... guided team to 9-2 record as a senior and to 6-0 record during district play with a District 15-5A Championship ... completed 182 of 288 passes for 2,467 yards with 22 touchdowns and just three interceptions as a senior ... named 15-5A District MVP ... named All-Centex Third Team ... helped lead Lake Travis to an undefeated 16-0 season in 2011 on way to 4A State Championship ... passed for 3,788 yards in first season as a starting quarterback on 247-of-378 passing (65%) with 45 touchdown passes and only five interceptions ... Texas Sports Writers All-State Second Team selection ... AP All-State Honorable Mention ... tallied 6,255 yards on 429-of-666 passing with 67 touchdowns and eight interceptions during high school career.

PERSONAL

Had year of lost eligibility restored in vote of Big 12 faculty athletics representatives on June 2, 2016 ... graduated in December with a degree in arts and sciences.



PRENTICE MCKINNEY
DALLAS, TEXAS
SOUTH OAK CLIFF HIGH SCHOOL

S / 6-0 / 195 / JR

29

Year	GP-GS	UT	AT	Total	TFL	Sacks	INT	FF	FR	PBU
2015	5-0	1	1	2	0.0-0	0.0-0	0	0	0	1
2016	1-0	0	0	0	0.0-0	0.0-0	0	0	0	0
2017	4-0	2	1	3	0.0-0	0.0-0	0	0	0	0
Career	10-0	3	2	5	0.0-0	0.0-0	0	0	0	1

2017

Has played in four games ... set career high with two tackles at Kansas (11/18) ... made a tackle against Tulane (9/16).

2016

Played in one game (season opener vs. Houston) but did not register any statistics.

2015

Played in five games ... saw playing time against Baylor (11/14) and Iowa State (11/7) ... assisted on a tackle at Kansas (10/31) ... broke up a pass at Kansas State (10/17) ... made Sooners debut with one tackle against Akron (9/5).

HIGH SCHOOL

Rated as a four-star recruit by ESPN and Rivals and selected as a three-star recruit by Scout and 247Sports ... ranked as No. 19 safety by Rivals, No. 27 by ESPN and 247Sports and No. 35 by Scout ... tabbed as No. 38 player from Texas by Rivals, No. 53 by ESPN and No. 59 by 247Sports ... recorded 89 tackles, five interceptions, one fumble recovery and two defensive touchdowns as a senior ... also had offers from Arizona State, Arkansas, North Carolina, Notre Dame and TCU, among others.

PERSONAL

Major is sociology.



JEFFERY MEAD
TULSA, OKLA.
UNION HIGH SCHOOL

WR / 6-5 / 195 / SR

15

Year	GP-GS	Rec	Yds	Avg	TD	Long
2014	8-0	0	0	—	0	—
2015	11-0	6	66	11.0	1	20
2016	9-7	10	150	16.7	3	42
2017	10-4	6	98	16.3	0	33
Career	38-11	22	314	14.3	4	42

2017

An Academic All-Big 12 Second Team honoree ... has played in 10 games and made four starts ... had a season-long 33-yard reception at Kansas (11/18) ... made a 31-yard catch at Kansas State (10/21) ... tied career high with two receptions for 16 yards against Texas (10/14) ... completed a 17-yard pass on first career pass attempt vs. Iowa State (10/7).

2016

Played in nine games and made seven starts ... caught 10 passes for 150 yards and three touchdowns ... registered two receptions for 27 yards in Sugar Bowl win over Auburn (1/2) ... recorded one catch (a career-long 42-yarder) against Oklahoma State (12/3) that tied a career high for receiving yards in a game ... finished with 42 receiving yards and matched a career high with two receptions and a touchdown at Iowa State (11/3).

2015

Named to Academic All-Big 12 Second Team ... played in 11 games (did not play at Tennessee or Oklahoma State) ... tied career high by catching two passes for 19 yards in the Orange Bowl against Clemson (12/31) ... caught one pass for seven yards against

Texas Tech (10/24) ... made one catch for nine yards against Tulsa (9/19) ... caught the first pass of his career for an 11-yard touchdown and finished with two catches for 31 yards against Akron (9/5).

2014

Played in eight of 13 games, missing the contests against Tennessee, Baylor, Texas Tech, Oklahoma State and Clemson ... made Sooners debut against Louisiana Tech (8/30).

HIGH SCHOOL

Four-star recruit by ESPN and 247Sports ... three-star recruit by Scout and Rivals ... hauled in 65 catches for 1,098 yards and 14 touchdowns as a senior ... also a starter in basketball and baseball ... No. 7 player in Oklahoma (247Sports) ... No. 8 player in Oklahoma (Rivals) ... No. 9 player in Oklahoma (ESPN) ... No. 46 wide receiver (247Sports) ... No. 56 wide receiver (ESPN) ... No. 76 wide receiver (Rivals) ... also received offers from Arkansas, Clemson, LSU, Nebraska, Oklahoma State and Texas A&M.

PERSONAL

Graduated in December with a degree in finance.



CARSON MEIER
TULSA, OKLA.
UNION HIGH SCHOOL

FB / 6-5 / 250 / R-JR

45

Year	GP-GS	Rec	Yds	Avg	TD	Long
2015	13-0	0	0	—	0	—
2016	13-0	0	0	—	0	—
2017	13-0	0	0	—	0	—
Career	39-0	0	0	—	0	—

2017

An Academic All-Big 12 Second Team selection ... has played in all 13 games.

2016

An Academic All-Big 12 Second Team honoree ... played in all 13 games, primarily on special teams.

2015

Named to Academic All-Big 12 First Team ... played in all 13 games ... made Sooners debut against Akron (9/5).

2014

Redshirted.

HIGH SCHOOL

Four-star recruit by ESPN ... three-star recruit by Scout, Rivals and 247Sports ... rated as No. 5 tight end by ESPN ... caught 33 passes for 433 yards and three touchdowns as a senior ... played in Semper Fidelis All-American game ... also had offers from Duke, Kansas State, Oklahoma State, Oregon State and Wisconsin.

PERSONAL

Graduated in December with a degree in finance.



QUINN MITTERMEIER
TOPEKA, KAN.
BUTLER COMMUNITY COLLEGE

OL / 6-5 / 290 / R-JR

73

2017

Has played in 11 games ... did not play in the first two games of the year.

2016

Named to Academic All-Big 12 Second Team ... played in all 13 games, primarily on special teams ... made OU debut vs. Houston (9/3).

2015

Redshirted.

JUNIOR COLLEGE

Ranked by Rivals and 247Sports as a three-star recruit after spending one season at Butler Community College ... picked by 247Sports as No. 15 junior college offensive tackle and No. 17 junior college player in state of Kansas ... also received offers from Florida, Kansas State, Louisville, Nebraska and Texas Tech.

PERSONAL

Majoring in human relations.



LEE MORRIS
ALLEN, TEXAS
ALLEN HIGH SCHOOL

WR / **6-2** / **212** / **R-SO**

84

Year	GP-GS	Rec	Yds	Avg	TD	Long
2016	12-0	0	0	—	0	—
2017	13-0	2	61	30.5	2	43
Career	25-0	2	61	30.5	2	43

2017

Has played in all 13 games ... caught an 18-yard TD pass at Ohio State (9/9) ... first career reception was as a 43-yard touchdown against UTEP (9/2).

2016


Played in 12 games, mostly on special teams.

HIGH SCHOOL

Had 694 receiving yards on 34 catches and 11 touchdowns as senior in high school ... won three state championships with Allen High School.

PERSONAL

Father, Lee Morris Jr., lettered at OU in 1985 and 1986 ... major is economics.



PARNELL MOTLEY
WASHINGTON, D.C.
HD WOODSON HIGH SCHOOL

DB / **6-0** / **175** / **SO**

11

Year	GP-GS	UT	AT	Total	TFL	Sacks	INT	FF	FR	PBU
2016	11-0	8	1	9	0.0-0	0.0-0	0	0	0	0
2017	13-12	44	13	57	4.5-15	0.0-0	2-77	1	1-0	9
Career	24-12	52	14	66	4.5-15	0.0-0	2-77	1	1-0	9

2017

Has played in all 13 games with starts in 12 contests ... leads team with nine pass breakups and is co-leader with two interceptions ... tied for fourth on squad with 57 tackles ... broke up two passes and finished with six tackles, including 0.5 for loss, against TCU in the Big 12 Championship Game (12/2) ... forced a fumble, recovered another, broke up a pass and made six tackles against West Virginia (11/25) ... led team with six tackles, including one for loss, at Kansas (11/18) ... recorded six tackles against Texas Tech (10/28) ... broke up career-high two passes and made five tackles against Iowa State (10/7) ... broke up a pass and had four tackles with one for loss at Baylor (9/23) ... returned an interception 77 yards for a touchdown and recorded four tackles, including 1.0 for loss, against Tulane (9/16) ... set career high with eight tackles and recorded first interception, pass breakup and TFL of his career at Ohio State (9/9) ... made first career start and recorded two tackles against UTEP (9/2).

2016

Played in 11 contests, primarily on special teams ... registered nine tackles (eight unassisted) ... made career-high four tackles against ULM in collegiate debut (9/10).

HIGH SCHOOL

Consensus three-star recruit by ESPN, Scout, Rivals and 247Sports ... ranked as No. 471 recruit nationally by 247Sports ... rated as 39th overall athlete in the country by Scout and No. 54 athlete in country by ESPN ... tabbed by 247Sports as No. 72 wide receiver in nation ... rated as No. 5 overall prospect in Washington, D.C., by 247Sports and No. 6 by Rivals and ESPN ... also received offers from Clemson, LSU, Michigan and Michigan State, among others.

PERSONAL

Major is pre-physical therapy.



KENNETH MURRAY
MISSOURI CITY, TEXAS
ELKINS HIGH SCHOOL

LB / **6-2** / **242** / **FR**

9

Year	GP-GS	UT	AT	Total	TFL	Sacks	INT	FF	FR	PBU
2017	13-13	36	33	69	5.5-11	0.0-0	0	1	1-0	0
Career	13-13	36	33	69	5.5-11	0.0-0	0	1	1-0	0

2017

Named co-Big 12 Defensive Freshman of the Year and All-Big 12 Honorable Mention by the league's coaches ... selected as a freshman All-American by USA Today ... has started all 13 games and ranks third on team with 69 tackles ... forced a fumble and finished with four tackles, including 1.0 for loss, against TCU in Big 12 Championship Game (12/2) ... set career high with nine tackles against West Virginia (11/25) ... posted five tackles against TCU (11/11) ... tied for team lead with seven tackles against Texas (10/14) ... finished with eight tackles at Baylor (9/23) ... registered eight tackles, including his first tackle for loss, and recovered a fumble against Tulane (9/16) ... tallied five tackles at Ohio State (9/9) ... became first true freshman to start a season opener at inside linebacker for OU since 1975 and finished with three tackles against UTEP (9/2).

HIGH SCHOOL

Early enrollee ... a four-star recruit according to Rivals and Scout and a three-star prospect according to 247Sports and ESPN ... touted as No. 292 overall recruit in the country by Scout and No. 412 by 247Sports ... ranked 17th among outside linebackers by Rivals, 23rd by Scout, 27th by 247Sports and 45th by ESPN ... selected as the No. 34 player in the state of Texas by Rivals, No. 58 by 247Sports and No. 97 by ESPN ... posted 104 tackles as a senior with 4.0 sacks, six passes defended and one forced fumble ... chose OU over Baylor, Michigan, Texas and others.

PERSONAL

Major is undecided.



KYLER MURRAY
ALLEN, TEXAS
TEXAS A&M UNIVERSITY

QB / **5-10** / **192** / **R-SO**

1

Year	GP-GS	Comp	Att	Pct	Yds	Avg	TD	INT	Long	Rush	Yds	Avg	TD	Long
2015*	8-3	72	121	59.5	686	76.2	5	7	26	53	335	6.3	1	34
2017	6-1	18	21	85.7	359	59.8	3	0	87	13	142	10.9	0	66
Career	14-4	90	142	63.4	1,045	74.6	8	7	87	66	477	7.2	1	66

* at Texas A&M

2017

An Academic All-Big 12 Second Team honoree ... has played in six games and made one start ... has completed 85.7 percent of his pass attempts (18 of 21) and has thrown for three touchdowns without an interception ... in first OU start, completed both pass attempts for 52 yards and a touchdown and ran three times for a season-high 80 yards (including a career-long 66-yarder) vs. West Virginia (11/25) ... threw for 55 yards on 3-of-5 passing and ran for 33 yards on three carries at Kansas (11/18) ... completed all three of his

passes for 103 yards, including a career-long 87 yard TD throw, and ran once for eight yards against Tulane (9/16) ... made OU debut by completing 10 of 11 passes for 149 yards and a touchdown against UTEP (9/2).

2016

Practiced with team but did not participate in games per NCAA transfer rules.

2015 (AT TEXAS A&M)

Played in eight games and made three starts at quarterback ... finished second on team with 335 rushing yards and 1,021 yards of total offense ... recorded 191 passing yards and set season highs in completions (22), attempts (39) and passing touchdowns (3) while running for an additional 50 yards vs. Western Carolina (11/14) ... threw for 105 yards and ran for 37 more in start against Auburn (11/7) ... made first career start and threw for career-high 223 yards on 20-of-28 passing with one touchdown while running for career-high 156 yards and a score on 20 attempts vs. South Carolina (10/31) ... completed 2 of 4 passes for 21 yards against Alabama (10/17) ... ran five times for 27 yards against Arkansas (9/26) ... was 2-of-4 passing for 32 yards and ran twice for 10 yards vs. Nevada (9/19) ... completed 9 of 14 passes for 65 yards and his first touchdown against Ball State (9/12) ... made collegiate debut by throwing for 49 yards on 4-of-9 passing and rushing for 69 yards on six attempts vs. Arizona State (9/5).

HIGH SCHOOL

Consensus five-star recruit by ESPN, Rivals, Scout and 247Sports ... rated as 13th overall recruit by ESPN, 30th by 247Sports, 37th by Scout and 71st by Rivals ... touted by ESPN as top dual threat QB in country, No. 2 by 247Sports and No. 5 by Rivals ... named No. 3 player in state of Texas by ESPN, No. 4 by 247Sports and No. 9 by Rivals ... ranks as one of most accomplished Texas high school players ever after leading Allen High School to three straight state titles and never losing a game as a starting quarterback (43-0) ... rolled up 14,500 rushing and passing yards and totaled 186 touchdowns in his three seasons ... named Mr. Texas Football Player of the Year in 2014 by *Dave Campbell's Texas Football* magazine ... named National Player of the Year by *Parade*, *Gatorade*, *MaxPreps* and *USA Today* ... completed 278 of 433 passes (64.2 percent) for 4,713 yards and 54 touchdowns against just eight interceptions and averaged nearly 10 yards per carry on way to 1,485 yards and 25 touchdowns as a senior ... completed 207 of 325 passes (63.7 percent) for 3,669 yards and 46 touchdowns as a junior while adding another 1,274 yards and 19 scores on ground ... rushed for 1,370 yards and 25 touchdowns as a sophomore while passing for 2,004 yards and 17 touchdowns ... was first player ever selected to play in Under Armour All-American games for both football and baseball.

PERSONAL

An outfielder on the OU baseball team who played in 27 games in 2017 ... Father (Kevin Murray) lettered at Texas A&M from 1983-86 and finished career holding virtually every season and career passing record ... father was also inducted into Texas A&M Athletic Hall of Fame in 1999 and the Cotton Bowl Hall of Fame in 2012 ... major is human relations.



TRE NORWOOD
FORT SMITH, ARK.
NORTHSIDE HIGH SCHOOL

CB / **5-11** / **168** / **FR**

13

Year	GP-GS	UT	AT	Total	TFL	Sacks	INT	FF	FR	PBU
2017	13-4	22	4	26	0.0-0	0.0-0	0	0	0	7
Career	13-4	22	4	26	0.0-0	0.0-0	0	0	0	7

2017

Has played in all 13 games with starts in each of the last four ... ranks second on team with seven pass breakups ... recorded five tackles against TCU in the Big 12 Championship Game (12/2) ... finished with four tackles in start against West Virginia (11/25) ... broke up two passes and made five tackles in start at Kansas (11/18) ... matched career high with two pass breakups and had a tackle in first career start against TCU (11/11) ... led the team with a career-high seven tackles and broke up two passes at Oklahoma State (11/4) ... broke up a pass and made two tackles in OU debut against UTEP (9/2).

HIGH SCHOOL

A three-star recruit according to 247Sports, ESPN, Rivals and Scout ... rated as the No. 53 cornerback in the country by 247Sports, No. 93 by ESPN and No. 105 by Scout ... tabbed as the No. 4 player in the state of Arkansas by 247Sports and No. 9 player by ESPN ... named to the 2016 All-Northwest Arkansas Democrat-Gazette Division I First Team ... chose Oklahoma over Louisville, Notre Dame, Tennessee and others.

PERSONAL

Majoring in health and exercise science.



OGBONNIA OKORONKWO
HOUSTON, TEXAS
ALIEF TAYLOR HIGH SCHOOL

DE/LB / **6-1** / **240** / **R-SR**

31

Year	GP-GS	UT	AT	Total	TFL	Sacks	INT	FF	FR	PBU
2014	11-0	4	4	8	3.0-19	2.0-15	0	0	0	0
2015	9-0	5	4	9	2.0-12	2.0-12	0	0	0	0
2016	12-12	50	21	71	12.0-62	9.0-54	0	2	0	3
2017	13-13	44	27	71	17.5-103	8.0-61	0	3	2-0	2
Career	45-25	103	56	159	34.5-196	21.0-142	0	5	2-0	5

CAREER NOTES

His 21.0 career sacks are second most by a Sooners linebacker and tied for seventh most all-time at OU.

2017

First-team All-American (Walter Camp) ... second-team All-American (AP, FWAA, Sporting News) ... semifinalist for Bednarik Award, Butkus Award and Lott IMPACT Trophy ... named Co-Big 12 Defensive Player of the Year and to All-Big 12 First Team by league's coaches ... has started all 13 games ... ranks second in Big 12 with 17.5 tackles for loss and third with 8.0 sacks ... ranks second on team with 71 tackles ... finished with six tackles against TCU in Big 12 Championship Game (12/2) ... recovered a fumble and had three tackles against West Virginia (11/25) ... registered four tackles, including 1.5 for loss, at Kansas (11/18) ... posted five tackles, including 2.0 for loss, against TCU (11/11) ... recovered a fumble, broke up a pass and finished with two tackles, including a sack, at Oklahoma State (11/4) ... led the team with 10 tackles, including a sack, against Texas Tech (10/28) ... made five tackles with 2.0 for loss at Kansas State (10/21) ... named Big 12 Defensive Player of the Week after posting five tackles, 1.0 sack, a forced fumble, a pass breakup and five quarterback hurries against Texas (10/14) ... registered six tackles with 1.5 for loss against Iowa State (10/7) ... finished with six tackles, including a strip sack to clinch win at Baylor (9/23) ... forced a fumble and tied for team lead with nine tackles, including 2.0 tackles for loss and one sack, against Tulane (9/16) ... produced six tackles and tied career high with 2.5 TFL, including 1.5 sacks, at Ohio State (9/9) ... tied for team lead with four tackles, including 2.0 TFL (one sack) against UTEP (9/2).

2016

Named second-team All-Big 12 by league's coaches and AP ... his 9.0 sacks tied Eric Striker for most in OU single-season history by a linebacker and were third most in Big 12 overall on year ... paced squad and tied for fifth in Big 12 with 12.0 tackles for loss (for 62 yards) ... recorded four tackles and 1.5 tackles for loss in Sugar Bowl win over Auburn (1/2) ... led team with nine tackles against Oklahoma State (12/3) while also adding a pair of sacks, a forced fumble and a QB hurry ... missed Kansas (10/29) game due to injury ... notched a career-high 11 tackles against Texas (10/8) while also forcing a fumble and adding his first career pass breakup ... recorded six tackles and career-high 2.5 tackles for loss and a pair of crucial late sacks at TCU (10/1) ... had 2.0 TFL and nine tackles in first career start vs. Houston (9/3).

2015

Played in nine games (did not play in final four games of season) ... recorded a sack at Kansas (10/31) ... tied career high with three tackles, including a sack, at Kansas State (10/17) ... made two tackles against Tulsa (9/19) ... recorded a career-high three tackles against Akron (9/5).

2014

Played in 11 of 13 games, missing contests at TCU (10/4) and against Oklahoma State (12/6) ... matched season high with two tackles and had personal-best 1.5 sacks against Clemson in Russell Athletic Bowl (12/29) ... set season high with two tackles, including one tackle for loss, against Kansas (11/22) ... had one tackle at Iowa State (11/1) ... assisted on a sack against Texas (10/11) ... recorded one tackle at West Virginia (9/20) ... assisted on a tackle in Sooners debut against Louisiana Tech (8/30).

2013


Redshirted.

HIGH SCHOOL

Three-star recruit by Rivals, ESPN, Scout, PrepStar and 247Sports ... No. 15 defensive end (247Sports) ... also had offers from Colorado, Missouri, Oklahoma State, Texas Tech, West Virginia and others.

PERSONAL

Graduated in December with a degree in African and African-American studies ... name pronounced o-BO-ny-uh o-kor-RON-kwo.



MARQUISE OVERTON
TULSA, OKLA.
JENKS HIGH SCHOOL

DT / **6-1** / **295** / **JR**

97

Year	GP-GS	UT	AT	Total	TFL	Sacks	INT	FF	FR	PBU
2015	8-0	4	1	5	1.0-4	1.0-4	0	0	0	0
2016	2-0	1	1	2	0.0-0	0.0-0	0	0	0	0
2017	13-8	18	23	41	3.0-2	0.0-0	0	0	1-0	0
Career	23-8	23	25	48	4.0-6	1.0-4	0	0	1-0	0

2017

Has played in all 13 games and made eight starts (each of last six outings) ... registered three tackles against TCU in the Big 12 Championship Game (12/2) ... finished with three tackles in start against West Virginia (11/25) ... registered three tackles in start at Kansas (11/18) ... led the team and tied a career high with six tackles in start against TCU (11/11) ... posted four tackles in start at Oklahoma State (11/4) ... matched career high with six tackles in start against Iowa State (10/7) ... in first ever start, set career high with six tackles, including one for loss, at Baylor (9/23) ... posted three tackles, including one for loss, and recovered his first fumble against UTEP (9/2).

2016

Saw action in first two games before missing rest of season due to injury ... both of his tackles came against ULM in second game (9/10).

2015


Played in eight games ... saw playing time in Orange Bowl against Clemson (12/31) ... assisted on a tackle at Oklahoma State (11/28) ... saw playing time at Baylor (11/14) ... posted one tackle against Iowa State (11/7) ... saw playing time against Kansas (10/31) and Texas Tech (10/24) ... posted a career-high two tackles, including his first sack, at Kansas State (10/17) ... made Sooners debut with one tackle against Akron (9/5).

HIGH SCHOOL

Ranked by Rivals, 247Sports, Scout and ESPN as a four-star recruit ... rated 175th overall in country by ESPN, 189th overall by 247Sports, 217th overall by Rivals and 286th overall by Scout ... recognized as No. 15 defensive tackle prospect nationally by 247Sports, No. 19 by Rivals, No. 20 by ESPN and No. 24 DT by Scout ... No. 2 overall recruit in state of Oklahoma according to 247Sports and No. 4 in state according to ESPN, Scout and Rivals ... slotted as 26th-best talent in Midlands Region by ESPN ... named Top Defensive Lineman by *Tulsa World* ... selected for Semper Fidelis All-American Game ... part of prep teams that won three straight 6A state titles ... received offers from Baylor, Oklahoma State and Texas Tech, among others ... Another in a long line of Jenks standouts to attend Oklahoma, including current safety Steven Parker.

PERSONAL

Major is communication ... first name pronounced mar-KWEZ.



STEVEN PARKER
TULSA, OKLA.
JENKS HIGH SCHOOL

DB / **6-1** / **204** / **SR**

10

Year	GP-GS	UT	AT	Total	TFL	Sacks	INT	FF	FR	PBU
2014	13-4	20	11	31	2.0-9	1.0-6	0	0	0	6
2015	13-13	41	19	60	4.0-18	1.5-12	0	0	1-0	4
2016	13-13	42	21	63	3.0-6	0.0-0	2-12	0	1-0	4
2017	13-13	39	18	57	1.0-7	0.0-0	0	1	1-0	6
Career	52-43	142	69	211	10.0-40	2.5-18	2-12	1	3-0	20

2017

Named to All-Big 12 Second Team by league's coaches ... has started every game for third consecutive year ... tied for fourth on team with 57 tackles and ranks third with six pass breakups ... broke up a pass and finished with four tackles against TCU in Big 12

Championship Game (12/2) ... finished with six tackles and broke up a pass at Oklahoma State (11/4) ... tied career high with two pass breakups and had five tackles against Texas Tech (10/28) ... forced and recovered a fumble and made five tackles at Kansas State (10/21) ... matched season high with six tackles against Texas (10/14) ... set season high with six tackles against Tulane (9/16).

2016

An honorable mention All-Big 12 selection by league's coaches ... started all 13 games (12 at strong safety and 10/1 TCU game at nickelback) ... tied for second on team with two interceptions and tied for third with four pass breakups ... registered 3.0 tackles for loss and recovered a fumble ... tied career high with eight tackles vs. Kansas State (10/15) and vs. Auburn (1/2) in Sugar Bowl win ... secured first career interception in win at TCU and picked off another pass in victory at Texas Tech (10/22) ... named 2016 Preseason All-Big 12 ... on preseason watch list for Nagurski Award.

2015

Chosen to All-Big 12 Second Team by AP and ESPN.com ... league's coaches named him All-Big 12 honorable mention ... started all 13 games (eight at strong safety, three at free safety and two at nickelback) ... started at strong safety and made five tackles in Orange Bowl against Clemson (12/31) ... broke up two passes and recorded six tackles in start at strong safety at Oklahoma State (11/28) ... started at strong safety and posted four tackles, 0.5 for loss, and broke up a two-point conversion pass against TCU (11/21) ... made five tackles in start at strong safety at Baylor (11/14) ... had four tackles in start at strong safety against Iowa State (11/7) ... recovered a fumble and made two tackles in start at strong safety at Kansas (10/31) ... started at strong safety and had six tackles against Texas Tech (10/24) ... tied for team lead with four tackles in start at strong safety at Kansas State (10/17) ... tied season high with seven tackles, including a career-high 1.5 tackles for loss in start at free safety against Texas (10/10) ... broke up a pass and made four tackles with 1.0 sack in start at free safety against West Virginia (10/3) ... set season high with seven tackles in start at nickelback against Tulsa (9/19) ... start at free safety and had five tackles, including 1.0 for loss and half a sack, and one pass breakup at Tennessee (9/12) ... started at nickelback and assisted on a tackle against Akron (9/5).

2014


Named All-Big 12 Honorable Mention as the Defensive Freshman of the Year by the league's coaches ... played in all 13 games with starts at nickelback against Texas Tech, Baylor and Kansas State and a start at safety against Oklahoma State ... made two tackles in the Russell Athletic Bowl against Clemson (12/29) ... picked up first sack of career, broke up a pass and made seven tackles against Oklahoma State (12/6) ... had one pass breakup and three tackles against Kansas (11/22) ... broke up two passes and had a tackle at Texas Tech (11/15) ... set career high with eight tackles and broke up a pass against Baylor (11/8) ... made two tackles, including the first tackle for loss of his career, at Iowa State (11/1) ... made first career start against Kansas State (10/18) and made two tackles ... broke up a pass against Texas (10/11) ... recorded three tackles at Tulsa (9/6) ... made Sooners debut with three tackles against Louisiana Tech (8/30).

HIGH SCHOOL

Four-star recruit by ESPN, Rivals, 247Sports and Scout ... Snared 33 receptions for 594 yards and nine touchdowns as a senior ... Also recorded 34 solo tackles and four interceptions on defense as a senior ... Played in Semper Fidelis All-American game ... No. 5 safety (Rivals) ... No. 9 safety (ESPN) ... No. 10 safety (247Sports) ... No. 9 safety (Scout) ... No. 1 player in Oklahoma (Rivals) ... No. 2 player in Oklahoma (247Sports) ... No. 3 player in Oklahoma (ESPN) ... No. 139 in ESPN300 ... Also offered by Alabama, Auburn, Baylor, Michigan, Ohio State, Texas and Texas A&M.

PERSONAL

Major is communication.



BEN POWERS
WICHITA, KAN.
BUTLER COMMUNITY COLLEGE

OL / **6-4** / **310** / **JR**

72

2017

Named to All-Big 12 Second Team by league's coaches ... an Academic All-Big 12 First Team honoree ... has played in all 13 games with 11 starts (eight at left guard, two at right guard) ... made first career start at right guard against Iowa State (10/7) and also started there against Texas (10/14) ... did not start at Kansas State (10/21) or Ohio State (9/9).

2016

A second-team All-Big 12 selection by AP and an honorable mention All-Big 12 pick by league's coaches ... played in 11 games with starts at left guard in each of last 10 contests ... played 595 snaps and surrendered one sack ... made OU debut against ULM (9/10) and

first career start at TCU (10/1) ... enrolled at OU in January of 2016 after one season at junior college.

JUNIOR COLLEGE

Ranked as a four-star recruit by ESPN and three-star prospect by 247Sports and Rivals ... tabbed as No. 36 overall JUCO player by ESPN, No. 40 by Rivals and No. 79 by 247Sports ... selected as No. 2 JUCO guard by ESPN, No. 6 JUCO offensive tackle by 247Sports and No. 7-ranked JUCO offensive lineman by Rivals ... also had offers from Kansas State, TCU and Texas Tech.

PERSONAL

Major is management.



LOGAN ROBERSON
 HARRAH, OKLA.
 HARRAH HIGH SCHOOL
OL 6-4 350 R-FR
55

2017

Has played in two games ... saw playing time against West Virginia (11/25) ... made OU debut against UTEP (9/2).

2016

Redshirted.

HIGH SCHOOL

Tabbed a three-star recruit by ESPN and Scout and a two-star prospect by 247Sports and Rivals ... ranked as No. 71 offensive guard in country by ESPN, No. 72 by Scout and No. 144 by 247Sports ... regarded as No. 16 player in state of Oklahoma by ESPN ... also had offers from Illinois, New Mexico, Toledo and others ... last name pronounced ROB-er-sun.

PERSONAL

Major is sociology.



DRU SAMIA
 SACRAMENTO, CALIF.
 RIVER CITY HIGH SCHOOL
OL 6-5 302 JR
75

2017

Named to All-Big 12 Second Team by league's coaches ... has played in 12 games with 11 starts at right guard ... saw playing time against Texas (10/14) ... did not play against Iowa State (10/7) due to injury ... Academic All-Big 12 First Team honoree.

2016

An honorable mention All-Big 12 selection by league's coaches ... started all 13 games ... started at right tackle in season opener vs. Houston (9/3) before starting at right guard every game afterward ... played 597 snaps and gave up no sacks ... named to Academic All-Big 12 Second Team.

2015

Played in 12 games with nine starts at right tackle ... started at right tackle against Clemson (12/31), Oklahoma State (11/28), TCU (11/21), Baylor (11/14), Iowa State (11/7), Kansas (10/31), Texas Tech (10/24) and Kansas State (10/17) ... saw playing time against West Virginia (10/3), Tulsa (9/19) and Tennessee (9/12) ... made Sooners debut with start at right tackle against Akron (9/5), becoming one of 10 freshmen in OU history to start at offensive tackle.

HIGH SCHOOL

Ranked by Rivals, Scout and 247Sports as a four-star recruit and by ESPN as a three-star recruit ... recognized as No. 136 player overall nationally by Scout ... rated as No. 13

offensive tackle in country according to Scout and No. 23 according to Rivals ... slotted as No. 14 offensive guard in country by Scout, No. 44 by 247Sports and No. 59 by ESPN ... chosen as No. 21 player in state of California by Scout, No. 38 by Rivals, No. 56 by 247Sports and No. 93 by ESPN ... ranked 136th in West Region by ESPN ... invited to The Opening showcase event ... also had offers from Arizona, Texas Tech and UCLA, among others.

PERSONAL

Major is communication ... last name pronounced sah-MEE-uh.



AUSTIN SEIBERT
 BELLEVILLE, ILL.
 BELLEVILLE WEST HIGH SCHOOL
K/P 5-9 210 JR
43

Year	GP-GS	FGM-FGA	Pct	Blk	Long	PAT	Pct
2015	13-0	18-23	78.3	0	46	70-72	97.2
2016	13-0	11-16	68.8	0	39	72-74	97.3
2017	13-0	15-18	83.3	0	51	75-75	100.0
Career	39-0	44-57	77.2	0	51	217-221	98.2

Year	Punts	Yards	Avg	Long	TB	FC	I20	50+
2015	57	2,395	42.0	58	2	30	23	11
2016	48	1,975	41.1	53	1	29	22	6
2017	36	1,532	42.6	57	3	14	10	10
Career	141	5,902	41.9	58	6	73	55	27

CAREER NOTES

Ranks second in OU history in career PATs made (217), third in PAT percentage (.982) and career scoring (349), fourth in career field goal percentage (.772), fifth in career punting average (41.9) and seventh in career field goals made (44).

2017

Named to All-Big 12 Second Team as a kicker and an All-Big 12 Honorable Mention choice as a punter by league's coaches ... an honorable mention selection for Big 12 Special Teams Player of the Year ... an Academic All-Big 12 Second Team honoree ... has played in all 13 games ... has made 15 of his 18 field goal tries for a career-high 83.3-percent success rate ... made 12 consecutive field goal tries from Oct. 14 to Dec. 2 ... his 75 extra points rank second in OU single-season history while his field goal percentage of .833 ranks eighth, punting average of 42.6 ranks ninth and 120 points tie for 10th ... went 2-for-3 on field goals and averaged 43.5 yards on two punts against TCU in Big 12 Championship Game (12/2) ... named Big 12 Special Teams Player of the Week after connecting on a career-long 51-yard field goal and recording touchbacks on 8 of 9 kickoffs against West Virginia (11/25) ... averaged 41.1 yards on seven punts and made both field goal tries at Kansas (11/18) ... booted a 49-yard field goal and punted five times for 199 yards, including two downed inside the 20-yard line, against TCU (11/11) ... tied career high with 14 points (two field goals, eight extra points) and punted twice for 95 yards at Oklahoma State (11/4) to earn Big 12 Special Teams Player of the Week honors ... made both field goal tries (19, 36 yards) and punted once for 48 yards at Kansas State (10/21) ... tied career high with three made field goals and punted five times for a season best average of 47.0 yards/punt against Texas (10/14) ... punted five times for an average of 46.6 yards and made all seven extra point tries at Baylor (9/23) ... averaged 42.0 yards on two punts against Tulane (9/16) ... made 1-of-2 field at Ohio State (9/9).

2016

Named to Academic All-Big 12 First Team ... handled team's punt, place-kicking and kickoff duties ... his 72 PATs (on 74 attempts) ranked as third most in OU single-season history ... was 11-for-16 (.688) on field goal tries ... was 11-for-12 on field goal attempts inside 40 yards ... averaged 41.1 yards on 48 punts with a long of 53 yards, six of at least 50 yards, 22 inside the 20-yard-line and only one touchback ... named Big 12 Special Teams Player of the Week after averaging 44.0 yards on five punts (two downed inside the 20), going 7-for-7 on PATs and making a 35-yard field goal at TCU (10/1) ... registered five tackles (four unassisted) ... named 2016 Preseason All-Big 12 at punter ... on preseason watch lists for Lou Groza and Ray Guy Awards.

2015

Semifinalist for the Ray Guy Award ... earned honorable mention All-American honors at punter from *Sports Illustrated* ... named All-Big 12 Second Team at punter by league's coaches, AP and Phil Steele ... selected Second Team All-Big 12 at kicker by AP ... played in all 13 games ... made a 22-yard field goal and punted six times for an average of 38.8 yards in Orange Bowl against Clemson (12/31) ... went 1 for 2 on field goals and averaged 45.3 yards on three punts at Oklahoma State (11/28) ... tied career high with three field goals made (3 for 4) and averaged 37.7 yards on nine punts with four inside the 20 against

TCU (11/21) ... made a 33-yard field goal and punted five times for an average of 41.8 yards at Baylor (11/14) ... made 1 of 2 field goals and punted three times for an average of 39.3 yards against Iowa State (11/7) ... went 1 for 2 on field goals with a career long 46-yarder at Kansas (10/31) ... missed a 32-yard field goal but booted a 57-yard punt against Texas Tech (10/24) ... converted both field goal attempts (20, 19) and averaged 38.0 yards on two punts at Kansas State (10/17) ... made his eighth straight field goal to start his career (an OU freshman record) and averaged 39.6 yards on seven punts against Texas (10/10) ... connected on all three field goals and punted five times for an average of 43.4 yards (including a career-long 58-yarder) against West Virginia (10/3) to earn Big 12 Special Teams Player of the Week honors ... made a 20-yard field goal and averaged 44.0 yards on two punts against Tulsa (9/19) ... converted on a 35-yard field goal attempt and averaged 43.4 yards on eight punts at Tennessee (9/12) ... made Sooners debut with two field goals (35, 41 yards) and six punts, averaging 49.7 yards against Akron (9/5).

HIGH SCHOOL

Three-star recruit according to ESPN, Scout and Rivals and a two-star recruit by 247Sports ... listed as No. 1 punter in country by Kohl's ... ranked as No. 1 kicker in country by ESPN, No. 2 by Kohl's and Rivals and No. 5 by 247Sports ... chosen as 15th-best prospect in Illinois by ESPN, 29th by Rivals and 50th by 247Sports ... rated as No. 51 overall prospect in Midwest by ESPN ... selected to compete in Under Armour All-American Game ... also named Kohl's Kicking First Team All-American ... chose OU over schools that included Colorado, Kentucky and Miami (Fla.) among others.

PERSONAL

Major is communication ... last name pronounced SIGH-ber-t.



TREY SERMON
 MARIETTA, GA.
 SPRAYBERRY HIGH SCHOOL

RB / **6-0** / **222** / **FR**

4

Year	GP-GS	Rush	Yds	Avg	TD	Long	Rec	Yds	Avg	TD	Long
2017	13-3	119	710	6.0	5	60	16	139	8.7	2	24
Career	13-3	119	710	6.0	5	60	16	139	8.7	2	24

2017

Named All-Big 12 Honorable Mention for Offensive Freshman of the Year by league's coaches ... has played in all 13 games and made three starts ... ranks second on team with 710 rushing yards (54.6 per game, 6.0 per carry) and tied for second with five rushing TDs ... has rushed for at least 80 yards in four contests and at least 90 yards three times ... ran for 63 yards on 10 carries against TCU in Big 12 Championship Game (12/2) ... carried six times for 50 yards against West Virginia (11/25) ... ran for 30 yards and a touchdown on five carries at Kansas (11/18) ... rushed 10 times for 81 yards and a touchdown at Oklahoma State (11/4) ... led team with 96 rushing yards on career-high 20 carries and threw a 42-yard completion on first career pass attempt against Texas (10/14) ... ran for team-high 90 yards on 18 carries and set career highs in receptions (5) and receiving yards (54) while catching a TD pass against Iowa State (10/7) ... earned Big 12 Newcomer of the Week honors after setting career high with 148 rushing yards and two touchdowns on 12 carries, all in the fourth quarter, at Baylor (9/23) ... gained 22 yards and scored a TD on seven carries against Tulane (9/16) in first career start ... recorded 62 rushing yards on 17 attempts and caught three passes for 23 yards and his first career touchdown at Ohio State (9/9) ... ran for 51 yards on seven carries in OU debut against UTEP (9/2).

HIGH SCHOOL

Early enrollee ... ranked as a four-star recruit by 247Sports, ESPN, Rivals and Scout ... rated as the 80th overall player in the country by ESPN, 158th overall by 247Sports, 171st overall by Rivals and 236th overall by Scout ... tabbed as the No. 9 running back in the country by ESPN, No. 10 by 247Sports, No. 12 by Rivals and No. 19 by Scout ... rated by ESPN as the No. 8 recruit in the state of Georgia, No. 15 by Rivals and No. 18 by 247Sports ... ran for 1,227 yards and 16 touchdowns on 166 carries (7.4 yards per rush) as a senior ... also held offers from Alabama, Michigan, Ohio State and others.

PERSONAL

Major is management.



JORDAN SMALLWOOD
 TULSA, OKLA.
 JENKS HIGH SCHOOL

WR / **6-2** / **225** / **R-SR**

17

Year	GP-GS	Rec	Yds	Avg	TD	Long
2014	13-0	3	21	7.0	0	11
2015	7-0	0	0	—	0	—
2016	13-1	5	52	10.4	0	17
2017	13-1	10	97	9.7	1	29
Career	46-2	18	170	9.4	1	29

2017

Has played in all 13 games with one start ... OU's Don Key Award winner ... scored on a three-yard touchdown run and had two receptions for 12 yards at Kansas (11/18) ... registered a career-high 40 receiving yards on two catches against Iowa State (10/7) ... caught an 11-yard pass for his first career receiving touchdown against Tulane (9/16) ... first career TD came on a three-yard jet sweep at Ohio State (9/9) ... recorded 26 yards on career-high three receptions against UTEP (9/2).

2016

Played in all 13 games and registered five catches for 52 yards ... made first career start at home vs. Kansas State (10/15) ... caught his first pass since 2014 for a career-long 17 yards against ULM (9/10).

2015

Played in seven games ... saw playing time in Orange Bowl against Clemson (12/31) ... made a special teams tackle at Oklahoma State (11/28) ... assisted on a tackle on special teams against TCU (11/21) ... saw playing time at Baylor (11/14) ... made one tackle on special teams against Iowa State (11/7) ... saw playing time at Kansas (10/31) ... made season debut against Texas Tech (10/24).

2014

Played in all 13 games ... recorded career-high 11 receiving yards against Oklahoma State (12/6) ... made one tackle on special teams against Tennessee (9/13) ... had one reception for nine yards at Tulsa (9/6) ... caught one pass for one yard in Sooners debut against Louisiana Tech (8/30).

2013

Redshirted.

HIGH SCHOOL

Three-star recruit by Rivals, ESPN, 247Sports, Scout and PrepStar ... caught two passes for 50 yards in Semper Fidelis All-American Bowl ... caught two passes for 50 yards and two TDs in Oklahoma 6A State Championship game ... caught 50 passes for 763 yards and 11 TDs as a prep senior ... No. 66 WR (Scout) ... No. 104 WR (247Sports) ... No. 111 WR (247Sports) ... No. 4 player in Oklahoma (ESPN) ... No. 5 player in Oklahoma (Rivals) ... No. 7 player in Oklahoma (247Sports).

PERSONAL

Graduated from OU with a degree in social sciences and organizational studies.



MARCELIAS SUTTON
LA GRANGE, N.C.
LACKAWANNA COLLEGE

RB / **5-8** / **192** / **JR**

7

Year	GP-GS	Rush	Yds	Avg	TD	Long	Rec	Yds	Avg	TD	Long
2017	12-0	22	130	5.9	2	21	3	32	10.7	0	21
Career	12-0	22	130	5.9	2	21	3	32	10.7	0	21

2017

Has played in 12 games (did not play against Iowa State) ... serves as team's primary kickoff return man ... has rushed 22 times for 130 yards (5.9 per carry) and two touchdowns ... registered 57 yards on two kickoff returns against West Virginia (11/25) ... set career highs in kick returns (6) and kick return yards (109) at Oklahoma State (10/28) ... returned three kickoffs for 84 yards at Baylor (9/23) ... ran for career-high 63 yards and a touchdown on six carries against Tulane (9/16) ... carried team-high nine times for 52 yards and a score and caught two passes for 29 yards against UTEP (9/2) in OU debut.

JUNIOR COLLEGE

Early enrollee ... ranked as a four-star recruit by ESPN and a three-star prospect by 247Sports, Rivals and Scout ... an honorable mention NJCAA All-American in 2016 as a sophomore ... recognized as the No. 19 overall junior college recruit in the country by Rivals, No. 26 overall by ESPN and No. 38 by 247Sports and Scout ... rated as the No. 2 juco running back in the nation by ESPN and the No. 2 juco athlete by 247Sports ... ran for 907 yards on 135 carries with 10 touchdowns as a sophomore ... also caught 10 passes for 52 yards and returned nine kicks for 173 yards ... rushed 74 times for 469 yards and three touchdowns as a freshman while catching six passes for 122 yards and another score ... tallied 283 yards on eight kickoff returns his first year ... signed with North Carolina State out of high school.

PERSONAL

Major is sociology ... first name pronounced mar-SELL-ee-us.



ERIK SWENSON
DOWNERS GROVE, ILL.
DOWNERS GROVE SOUTH HIGH SCHOOL

OL / **6-5** / **315** / **R-FR**

77

2017

Has played in five games ... made OU debut against UTEP (9/2).

2016

Redshirted.

HIGH SCHOOL

Ranked as a four-star recruit by ESPN, Rivals and Scout and a three-star prospect by 247Sports ... touted as No. 227 overall recruit in country by Rivals ... tabbed as No. 15 offensive tackle in country by Rivals, No. 26 by ESPN, No. 31 by Scout and No. 55 by 247Sports ... rated as No. 2 recruit in state of Illinois by Rivals, No. 3 by ESPN and No. 20 by 247Sports ... also held offers from Missouri, Notre Dame, Virginia Tech and others.

PERSONAL

Major is undecided.



CHANSE SYLVIE
SHREVEPORT, LA.
CALVARY ACADEMY

DB / **5-11** / **193** / **SO**

28

Year	GP-GS	UT	AT	Total	TFL	Sacks	INT	FF	FR	PBU
2016	11-0	1	4	5	0.0-0	0.0-0	0	0	0	0
2017	13-0	8	7	15	1.0-2	0.0-0	0	0	0	0
Career	24-0	9	11	20	1.0-2	0.0-0	0	0	0	0

2017

An Academic All-Big 12 First Team honoree ... has played in all 13 games and has made 15 tackles ... set career high with five tackles against TCU (11/11) ... had two tackles at Kansas State (10/21) ... recorded three tackles against Iowa State (10/7) ... made one tackle for loss at Baylor (9/23).

2016

Saw action in 11 games, largely on special teams ... played in each of final 10 ... registered five tackles ... made season-high two stops in win against Texas (10/8).

HIGH SCHOOL

Ranked as a four-star recruit by ESPN and 247Sports and a three-star prospect by Rivals and Scout ... selected to play in US Army All-American Game ... ranked as 184th prospect nationally by 247Sports and No. 297 by ESPN ... No. 6-ranked safety in country by 247Sports, No. 18 by ESPN, No. 35 by Scout and No. 41 by Rivals ... selected as No. 11 player from state of Louisiana by 247Sports, No. 20 by ESPN and No. 37 by Rivals ... also had offers from Arizona State, Baylor, Michigan, Oklahoma State, TCU and others.

PERSONAL

Major is political science ... name pronounced Chance SIL-vee.



MYLES TEASE
TULSA, OKLA.
UNIVERSITY OF CENTRAL OKLAHOMA

WR / **5-9** / **179** / **R-JR**

87

Year	GP-GS	Rec	Yds	Avg	TD	Long
2017	12-0	2	51	25.5	1	46
Career	12-0	2	51	25.5	1	46

2017

Has played in 12 games and made two catches ... recorded a 46-yard touchdown reception against West Virginia (11/25) for his first-career score ... caught one pass for five yards in OU debut against UTEP (9/2).

2016

Practiced with team but did not participate in games per NCAA transfer rules.

2015 (AT CENTRAL OKLAHOMA)

Caught 27 passes for 461 yards and four touchdowns while playing in all 12 games ... returned 11 kicks for 258 yards (23.5 yards per return).

2014 (AT CENTRAL OKLAHOMA)

Caught 13 passes for 161 yards while playing in all 12 games with one start ... highlighted season with four-catch, 72-yard outing in road rout of Nebraska-Kearney ... had three receptions for 29 yards against Central Missouri.

HIGH SCHOOL

All-District performer as a senior at Booker T. Washington High School in Tulsa ... ran on state championship 800-meter relay team in track and also a basketball letterman.

PERSONAL

An Arts and Sciences Planned Program major ... Mother (Paula) played basketball at Northeastern State.



JON-MICHAEL TERRY
TULSA, OKLA.
VICTORY CHRISTIAN SCHOOL

LB / **6-2** / **240** / **R-FR**

40

Year	GP-GS	UT	AT	Total	TFL	Sacks	INT	FF	FR	PBU
2017	12-0	2	6	8	0.0-0	0.0-0	0	0	1-0	0
Career	12-0	2	6	8	0.0-0	0.0-0	0	0	1-0	0

2017

Has played in 12 games ... tied career high with three tackles against West Virginia (11/25) ... recovered a fumble and made two tackles at Kansas (11/18) ... recorded first three tackles of his career against Tulane (9/16) ... made OU debut against UTEP (9/2).

2016


Redshirted.

HIGH SCHOOL

Ranked as a four-star recruit by ESPN and a three-star recruit by Scout, 247Sports and Rivals ... selected for 2016 Semper Fi All-American Bowl ... rated as No. 28 outside linebacker in country by Scout and No. 41 by Rivals ... ranked as No. 34 weak-side defensive end in country by 247Sports ... chosen by ESPN as No. 51 defensive end prospect ... selected as No. 3 overall recruit in Oklahoma by Rivals, 247Sports and ESPN ... made 175 tackles as a senior with seven TFL, four sacks and two fumble recoveries ... recorded 103 total tackles, 19 sacks, one pass deflection and one fumble recovery as a junior ... chose Oklahoma over Oklahoma State, TCU, Tulsa and others.

PERSONAL

Major is communication.



JORDAN THOMAS
KLEIN, TEXAS
KLEIN HIGH SCHOOL

CB / **6-0** / **185** / **SR**

7

Year	GP-GS	UT	AT	Total	TFL	Sacks	INT	FF	FR	PBU
2014	13-4	27	5	32	0.0-0	0.0-0	0	0	0	5
2015	12-11	34	12	46	0.0-0	0.0-0	5-153	0	0	4
2016	13-13	42	7	49	2.0-11	0.0-0	2-17	0	0	17
2017	11-9	24	3	27	2.0-8	0.0-0	1-46	0	0	2
Career	49-37	127	27	154	4.0-19	0.0-0	8-216	0	0	28

CAREER NOTES

Ranks tied for sixth in program history with 28 career pass breakups and seventh with 216 career interception return yards.

2017

Has played in 11 games with nine starts ... made two tackles (one for loss) against West Virginia (11/25) ... broke up a pass and made three tackles at Oklahoma State (11/4) ... posted four tackles against Texas Tech (10/28) ... returned an interception 46 yards at Kansas State (10/21) ... broke up a pass and made four tackles against Iowa State (10/7) ... posted a season-high six tackles, including one for loss, at Baylor (9/23).

2016

Started in all 13 games ... a first-team All-Big 12 selection by league's coaches and AP ... tied for fifth nationally with 1.5 passes defended per game ... his 17 pass breakups tied for third most in OU single-season history and were eight more than he had his first two seasons combined ... ranked sixth on team with 49 tackles ... registered his two interceptions deep in OU territory (vs. Kansas on 10/29 and vs. Auburn in Sugar Bowl on 1/2) ... tied a career high with seven tackles and broke up three passes vs. Kansas State (10/15) ... all of his career-high four pass breakups against Texas (10/8) came in first half ... named 2016 Preseason All-Big 12 and was on preseason watch list for Bednarik Award.

2015

Named to All-Big 12 First Team by ESPN.com ... selected to All-Big 12 Second Team by league's coaches, AP and Phil Steele ... played in 12 games with 11 starts (did not play against Tulsa and did not start against Akron) ... made two tackles in Orange Bowl against Clemson (12/31) ... intercepted two passes (returned one for a 32-yard touchdown) and recorded six tackles at Oklahoma State (11/28) ... made four tackles against TCU (11/21) ... tallied four tackles at Baylor (11/14) ... had two tackles against Iowa State (11/7) ... made four tackles at Kansas (10/31) ... had four tackles against Texas Tech (10/24) ... intercepted a pass, broke up two more and had two tackles at Kansas State (10/17) ... broke up a pass and had four tackles against Texas (10/10) ... intercepted two passes, broke up a pass and had three tackles against West Virginia (10/3) ... had a season-high six tackles at Tennessee (9/12) ... tallied five tackles against Akron (9/5).

2014

Played in all 13 games with starts at cornerback in final four contests of season ... broke up a career-high three passes and had four tackles against Clemson in Russell Athletic Bowl (12/29) ... set career high with seven tackles against Oklahoma State (12/6) ... tallied three tackles against Kansas (11/22) ... made first start of career at Texas Tech (11/15), breaking up a pass and recording six tackles ... had four tackles against Baylor (11/8) ... had one tackle at Iowa State (11/1) ... broke up a pass and assisted on a tackle against Tennessee (9/13) ... recorded four tackles vs. Louisiana Tech (8/30) in Sooners debut.

HIGH SCHOOL

Three-star recruit by ESPN, Rivals, 247Sports and Scout ... No. 38 player in Texas by Rivals and No. 67 by ESPN ... No. 38 safety in country by 247Sports, No. 42 by Scout.com and No. 56 by ESPN ... also had offers from Northwestern, Oklahoma State and Utah.

PERSONAL

Major is African and African-American studies.



JAXON UHLES
NORMAN, OKLA.
PITTSBURG STATE UNIVERSITY

FB / **5-11** / **255** / **R-SR**

44

Year	GP-GS	Rush	Yds	Avg	TD	Long	Rec	Yds	Avg	TD	Long
2015	12-0	0	0	—	0	—	0	0	—	0	—
2016	13-0	0	0	—	0	—	0	0	—	0	—
2017	13-0	1	1	1.0	1	1	1	5	5.0	0	5
Career	38-0	1	1	1.0	1	1	1	5	5.0	0	5

2017

An Academic All-Big 12 First Team honoree ... granted an athletics scholarship one week before season ... has played in all 13 games ... recorded a five-yard reception against TCU (11/11) ... scored a one-yard touchdown on lone career carry vs. UTEP (9/2) in season opener.

2016

Played in all 13 games, primarily on special teams.

2015


Played in 12 games (did not play against Akron) ... made Sooners debut on special teams at Tennessee (9/12).

HIGH SCHOOL

An Oklahoma Class 6A All-State selection at linebacker as a senior at Norman North High School in 2012 ... led all prep players in Oklahoma with 166 tackles as a senior ... voted district defensive player of the year ... helped Timberwolves to 12-2 record and Class 6A state runner-up finish during senior season ... a three-year starter ... teammate of former OU linebacker Jordan Evans.

PERSONAL

Graduated from OU with a degree in human relations ... began collegiate career at Pittsburgh State and transferred to OU following redshirt season in 2013 ... uncle (Ric) was starting center on Sooners' 1985 national championship team.



D.J. WARD

MOORE, OKLA.
SOUTHMOORE HIGH SCHOOL

DE / 6-2 / 260 / R-SR

87

Year	GP-GS	UT	AT	Total	TFL	Sacks	INT	FF	FR	PBU
2014	6-0	3	2	5	0.0-0	0.0-0	0	0	0	1
2015	13-0	10	4	14	1.0-5	1.0-5	0	0	1-8	0
2016	12-4	15	13	28	1.0-4	1.0-4	0	0	0	0
2017	13-13	22	12	34	7.5-42	4.5-38	0	0	0	1
Career	44-17	50	31	81	9.5-51	6.5-47	0	0	1-8	2

2017

Named All-Big 12 Second Team by league's coaches ... winner of OU's Don Key Award ... has started all 13 games ... ranks second on team with 7.5 tackles for loss and third with 4.5 sacks ... made three tackles, including one for loss, against TCU in Big 12 Championship Game (12/2) ... matched season high with five tackles against TCU (11/11) ... posted four tackles, including a sack, at Oklahoma State (11/4) ... had four tackles, including a sack, against Texas Tech (10/28) ... set season high with five tackles, including a career-high 2.0 for loss and a sack, against Texas (10/14) ... posted four tackles, including two assisted sacks, at Baylor (9/23) ... recorded four tackles at Ohio State (9/9).

2016

Played in 12 games and made four starts ... finished with 28 tackles ... led team with career-high seven tackles (six solo) at Iowa State (11/3) and logged six tackles next game vs. Baylor (11/12) ... registered lone sack of year vs. Kansas (10/29) ... made first career start against ULM (9/10) in second game of season ... missed TCU contest (10/1) due to injury.

2015

Played in all 13 games ... set career high with four tackles in Orange Bowl against Clemson (12/31) ... had one stop at Oklahoma State (11/28) ... made one tackle against TCU (11/21) ... recorded two tackles at Baylor (11/14) ... recorded one tackle against Iowa State (11/7) ... made first sack of career at Kansas State (10/17) ... recovered first fumble of career and had two tackles against West Virginia (10/3) ... tallied two tackles against Akron (9/5).

2014

Played in six of 13 games, including appearances in first three contests of season ... saw playing time against Kansas (11/22) and Baylor (11/8) ... matched career high with two tackles and added a pass breakup at Iowa State (11/1) ... set career high with two tackles against Tennessee (9/13) ... made one tackle in Sooners debut against Louisiana Tech (8/30).

2013

Redshirted.

HIGH SCHOOL

Four-star recruit by Rivals, ESPN, Scout, PrepStar and 247Sports ... ranked in ESPNU Top 150 ... 2013 U.S. Army All-American Bowl ... sat out senior season due to transfer restrictions ... posted 75 tackles, 11 sacks, nine forced fumbles and four fumble recoveries as a junior ... No. 1 player in Oklahoma by ESPN and Rivals and No. 2 by 247Sports ... No. 11 defensive end in country by Scout, No. 12 by ESPN and No. 13 by 247Sports ... also offered by Arizona, Auburn, Kansas State, Oklahoma State, Tennessee, Texas Tech and Texas A&M.

PERSONAL

Graduated from OU with a degree in arts and sciences.



ERICK WREN

MESQUITE, TEXAS
ARIZONA WESTERN COMMUNITY COLLEGE

OL / 6-1 / 306 / R-SR

58

2017

Named All-Big 12 First Team by league's coaches ... has started all 13 games at center.

2016

Named Honorable Mention All-Big 12 by league's coaches ... former walk-on who played in 12 games with starts at center in each of final 10 contests ... played 518 snaps and surrendered one sack ... put on scholarship Monday prior to TCU game (10/1) and lined up at center in that contest for first career start ... played majority of game against Ohio State (9/17) at center after an early first quarter injury to left guard Cody Ford shuffled the line.

2015


Played in three games ... saw playing time against Iowa State (11/7) and Kansas (10/31) and made OU debut against Akron (9/5).

PERSONAL

Graduated from OU with a degree in cultural and family studies.



DE D.J. WARD



1939 ORANGE BOWL	
Jan. 2 • Miami, Fla. (32,191)	
TENNESSEE	17
OKLAHOMA	0

	OU	UT
First Downs	6	15
Rushes-Yards	16-25	51-197
Passing Yards	69	63
Passes-Comp-Int	13-4-0	27-10-1
Plays-Yards	43-94	64-260
Fumbles-Lost	4-3	2-1
Penalties-Yards	9-90	16-130
Punts-Average	13-40	12-36

SCORE BY QUARTER

Tennessee	7	3	0	7	-	17
Oklahoma	0	0	0	0	-	0

SCORING


UT – Foxx 12 yd run (Wyatt run), 0-7
 UT – Wyatt 32 yd FG, 0-10
 UT – Wood 22 yd run (Wyatt kick), 0-17

STATISTICAL LEADERS

Rushing: OU – McCullough, 9-9
 UT – Coffman, 12-56
 Passing: OU – McCullough, 19-7-1-37
 UT – Wood, 5-2-0-40
 Receiving: OU – Clark, 3-30
 UT – Cifers, 1-23

GAME SUMMARY

This was the first Orange Bowl that featured two national powers as both teams were undefeated and untied. To lure the Sooners to Miami, the Orange Bowl director circled the Norman campus, leaving chalk messages that promoted the game. Tennessee's powerful ground attack was too much for the Sooners, winners of 14 straight, as the Volunteers raced to a 17-0 victory in the fifth annual Orange Bowl. The victory was the 13th straight for the Vols, who were coached by Major Bob Neyland. The game was considered to be the roughest of all bowl games played that year as both teams combined for more than 200 yards in penalties.



1947 GATOR BOWL	
Jan. 1 • Jacksonville, Fla. (10,034)	
N.C. STATE	13
OKLAHOMA	34

	OU	NCSU
First Downs	12	13
Rushes-Yards	43-195	47-136
Passing Yards	75	103
Passes-Comp-Int	9-3-2	18-7-3
Plays-Yards	51-270	65-239
Fumbles-Lost	4-3	2-1
Penalties-Yards	7-34	3-13
Punts-Average	5-31.0	4-36.0

SCORE BY QUARTER

N.C. State	7	0	6	13	-	13
Oklahoma	7	20	0	7	-	34

SCORING


OU – Davis 1 yd run (Wallace kick), 7-0
 NCSU – Phillips 63 yd pass from Turner (Byler kick), 7-7
 OU – Davis 7 yd run (Wallace kick), 14-7
 OU – Golding 5 yd run (Wallace kick), 21-7
 OU – Davis 5 yd run (kick failed), 27-7
 NCSU – Palmer 8 yd run (kick failed), 27-13
 OU – Owens 15 yd pass from Sarratt (Wallace kick), 34-13

STATISTICAL LEADERS

Rushing: OU – Golding, 12-91
 NCSU – Palmer, 10-70

GAME SUMMARY

In a game that featured two of the marquee names in college football at the time, Oklahoma blasted North Carolina State, 34-13, before an overflowing crowd of 10,000 in the second annual Gator Bowl. The Sooners did not take long to get on the scoreboard, two minutes to be exact, on an Eddie Davis one-yard plunge. N.C. State roared back to even the score, but OU put the game out of reach by scoring 20 second-quarter points and coasted from there. The marquee matchup was made possible because of the Tournament of Roses committee decision to match representatives of the Western Athletic Conference (now the Pac-12) and the Big Nine, (now the Big Ten). This agreement made it possible for teams not waiting for a possible Rose Bowl berth to be picked by the Gator Bowl committee.



1949 SUGAR BOWL	
Jan. 1 • New Orleans, La. (80,383)	
NORTH CAROLINA	6
OKLAHOMA	14

	OU	UNC
First Downs	14	12
Rushes-Yards	65-186	34-128
Passing Yards	43	82
Passes-Comp-Int	4-1-0	21-8-2
Plays-Yards	229	42-210
Fumbles-Lost	1-1	0-0
Penalties-Yards	na-40	na-30
Punts-Average	5-36.8	7-38.0

SCORE BY QUARTER

North Carolina	6	0	0	0	-	6
Oklahoma	7	0	7	0	-	14

SCORING

OU – Mitchell 1 yd run (Ming kick), 7-0
 UNC – Rodgers 3 yd run (kick failed), 7-6
 OU – Pearson 7 yd run (Ming kick), 14-6

STATISTICAL LEADERS

Rushing: OU – Heath, 12-58
 UNC – Justice, 16-84
 Passing: OU – Royal, 1-1-0-43
 UNC – Justice, 13-6-1-57
 Receiving: OU – Anderson, 1-43
 UNC – Weiner, 3-36

GAME SUMMARY

It was legendary Coach Bud Wilkinson's first bowl game as the fifth-ranked and underdog Sooners took on the third-ranked and unbeaten North Carolina Tar Heels accompanied by their All-America tailback Charlie "Choo Choo" Justice. Oklahoma upset the 'Heels with the big play coming in the first quarter as linebacker Myrle Greathouse intercepted a pass and returned it 70 yards to set up Jack Mitchell's one-yard run. The Sooners never trailed after that.



1950 SUGAR BOWL
Jan. 2 • New Orleans, La. (82,000)

LOUISIANA STATE	0
OKLAHOMA	35

	LSU	OU
First Downs	8	10
Rushes-Yards	40-38	55-286
Passing Yards	121	74
Passes-Comp-Int	20-9-2	11-2-4
Plays-Yards	na-159	na-360
Fumbles-Lost	4-4	4-4
Penalties-Yards	6-40	8-40
Punts-Average	8-33.6	7-37.4

SCORE BY QUARTER

LSU	0	0	0	0	-	0
Oklahoma	0	14	7	14	-	35

SCORING

OU – Thomas 34 yd pass from Pearson (Tipps kick), 7-0

OU – Thomas 5 yd run (Tipps kick), 14-0

OU – Heath 86 yd run (Tipps kick), 21-0

OU – Royal 5 yd run (Tipps kick), 28-0

OU – Heath 34 yd run (Tipps kick), 35-0

STATISTICAL LEADERS

Rushing: OU – Heath, 15-170

LSU – West, 5-26

Passing: OU – Pearson, 7-2-na-74

LSU – Pevy, 11-5-na-82

Receiving: OU – Goad, 1-40

LSU – Baggett, 4-50

GAME SUMMARY

Bud Wilkinson's team was rated second in the nation and it was the first one of his squads to post an undefeated record, 10-0. The game was one-sided and still stands as the largest margin of victory in OU bowl history. One of the many Sooner big plays was Leon Heath's OU bowl record-breaking 86-yard TD run. The game was marred by an early-week incident where a former LSU player was caught spying on Sooner practices. It was the only time in Wilkinson's career that he publicly blasted an opponent.



1951 SUGAR BOWL
Jan. 1 • New Orleans, La. (80,206)

KENTUCKY	13
OKLAHOMA	7

	UK	OU
First Downs	7	18
Rushes-Yards	40-84	59-189
Passing Yards	105	38
Passes-Comp-Int	12-9-1	8-3-1
Plays-Yards	52-189	67-227
Fumbles-Lost	1-0	7-5
Penalties-Yards	6-40	2-30
Punts-Average	8-41.7	6-33.4

SCORE BY QUARTER

Kentucky	7	6	0	0	-	13
Oklahoma	0	0	0	7	-	7

SCORING

UK – Jamerson 22 yd pass from Parilli (kick good), 0-7

UK – Jamerson 1 yd run (kick failed), 0-13

OU – Green 17 yd pass from Vessels (Weatherall kick), 7-13

STATISTICAL LEADERS

Rushing: OU – Heath, 20-121

UK – Jamerson, 15-58

Passing: OU – Arnold, 5-2-0-21


UK – Parilli, 12-9-0-105

Receiving: OU – Vessels, 2-21

UK – Bruno, 3-57

GAME SUMMARY

OU won its first national championship by going a perfect 10-0 in the regular season. However, Kentucky, coached by Paul "Bear" Bryant, upset the Sooners and broke a 31-game OU winning streak. OU lost a bowl-record five fumbles in falling behind 13-0. A fourth quarter 17-yard TD pass by Billy Vessels narrowed the margin, but a come-from-behind effort was foiled by an interception in the final minute of play.



1954 ORANGE BOWL
Jan. 1 • Miami, Fla. (68,640)

MARYLAND	0
OKLAHOMA	7

	OU	UM
First Downs	10	13
Rushes-Yards	47-208	52-176
Passing Yards	22	36
Passes-Comp-Int	6-4-0	12-5-1
Plays-Yards	53-230	64-212
Fumbles-Lost	2-2	2-1
Penalties-Yards	7-45	3-15
Punts-Average	7-31.3	5-29.0

SCORE BY QUARTER

Maryland	0	0	0	0	-	0
Oklahoma	0	7	0	0	-	7

SCORING

OU – Grigg 25 yd run (Leake kick), 7-0

STATISTICAL LEADERS

Rushing: OU – Grigg, 13-89

UM – Felton, 10-51

Passing: OU – Calame, 4-4-0-22


UM – Boxold, 9-3-1-42

Receiving: OU – Burris, 3-17

UM – Holan, 2-31

GAME SUMMARY

It was the first game of the contract that pitted the Big Seven champion against the Atlantic Coast Conference champ. Maryland came into the game as the regular season national champion with OU rated fourth. Twice, the Terrapins had first down with the ball inside the 10-yard line, and both times the Sooner defense refused to allow any points on the scoreboard. Sooner tailback Larry Grigg scored the only TD of the game with a 25-yard scamper in the second period. The 1954 bowl game was the first bowl game in which the players had to play both ways. Sooner hero Grigg also played defensive back.



1956 ORANGE BOWL	
Jan. 2 • Miami, Fla. (75,561)	
MARYLAND	6
OKLAHOMA	20

	OU	UM
First Downs	16	9
Rushes-Yards	64-202	47-187
Passing Yards	53	46
Passes-Comp-Int	10-4-1	10-3-3
Plays-Yards	74-255	57-233
Fumbles-Lost	1-1	3-2
Penalties-Yards	3-35	7-61
Punts-Average	8-34.5	7-40.4

SCORE BY QUARTER

Maryland	0	6	0	0	-	6
Oklahoma	0	0	14	6	-	20

SCORING


- UM – Vereb 15 yd run (kick failed), 0-6
- OU – McDonald 4 yd run (Pricer kick), 7-6
- OU – O’Neal 1 yd run (Pricer kick), 14-6
- OU – Dodd 82 yd INT return (kick failed), 20-6

STATISTICAL LEADERS

- Rushing: OU – Harris, 9-50
UM – Vereb, 8-108
- Passing: OU – Harris, 5-3-0-34
UM – Beightol, 7-2-2-35
- Receiving: OU – Burris, 2-28
UM – Cooke, 1-21

GAME SUMMARY

This time it was OU that carried the No. 1 ranking into the game with Maryland ranked third, having lost just one game during the regular season. The Sooners, a perfect 10-0 and in the midst of their 47-game winning streak, trailed 6-0 at the half. The Sooners went into their famous “fast break offense” in the second half and scored three times to post their second Orange Bowl victory. It was the second national championship for Oklahoma.



1958 ORANGE BOWL	
Jan. 1 • Miami, Fla. (76,561)	
DUKE	21
OKLAHOMA	48

	OU	DU
First Downs	11	16
Rushes-Yards	44-165	69-231
Passing Yards	114	97
Passes-Comp-Int	18-9-3	13-8-2
Plays-Yards	62-279	82-328
Fumbles-Lost	2-1	3-2
Penalties-Yards	12-150	3-25
Punts-Average	7-34.7	10-28.1

SCORE BY QUARTER

Duke	0	7	7	7	-	21
Oklahoma	7	7	7	27	-	48

SCORING


- OU – Baker 94 yd int. return (Dodd kick), 7-0
- OU – Thomas 13 yd run (Dodd kick), 14-0
- DU – McElhaney 1 yd run (Carlton kick), 14-7
- OU – Dodd 1 yd run (Dodd kick), 21-7
- DU – McElhaney 4 yd run (Carlton kick), 21-14
- OU – Sandefer 4 yd run (Dodd kick), 28-14
- OU – Baker 29 yd pass from Hobby (Boyd kick), 35-14
- DU – Dutrow 8 yd run (Carlton kick), 35-21
- OU – Hobby 9 yd pass from Baker (McDaniel kick), 42-21
- OU – Carpenter 73 yd interception of lateral (kick failed), 48-21

STATISTICAL LEADERS

- Rushing: OU – Thomas, 13-62
Duke – Carlton, 15-84
- Passing: OU – Hobby, 4-3-0-48
Duke – Brodhead, 6-4-1-60
- Receiving: OU – Baker, 1-29
Duke – Latimore, 3-33

GAME SUMMARY

The 47-game winning streak had been broken earlier in the season, but the Sooners still came into the game ranked No. 4. Duke, the ACC winner, was unranked. Oklahoma got only six first downs, lost the total offense battle (328 yards to 279) and picked up an OU bowl-record 165 yards in penalties, but used two interception returns for TD, including an OU bowl record 94-yarder from David Baker, two fumble recoveries, a blocked punt and a bad snap from center to win going away. The 48 points marked an all-time OU bowl record that stood until matched by the ‘91 Gator Bowl team.



1959 ORANGE BOWL	
Jan. 1 • Miami, Fla. (75,281)	
SYRACUSE	6
OKLAHOMA	21

	OU	SU
First Downs	12	18
Rushes-Yards	44-152	56-239
Passing Yards	93	72
Passes-Comp-Int	4-3-0	25-10-2
Plays-Yards	48-245	81-311
Fumbles-Lost	2-1	2-2
Penalties-Yards	3-35	4-20
Punts-Average	8-37.0	8-31.2

SCORE BY QUARTER

Syracuse	0	0	0	6	-	6
Oklahoma	14	0	7	0	-	21

SCORING

- OU – Gautt 42 yd run (PAT failed), 6-0
- OU – Coyle 79 yd pass from Hobby (PAT pass), 14-0
- OU – Hobby 40 yd punt return (Hobby kick), 21-0
- SU – Weber 15 yd run (run failed), 21-6

STATISTICAL LEADERS

- Rushing: OU – Gautt, 6-94
SU – Anderson, 12-58
- Passing: OU – Hobby, 1-1-0-79
SU – Zimmerman, 22-10-1-72
- Receiving: OU – Coyle, 1-79
SU – Stevens, 5-43

GAME SUMMARY

Waiving the “no repeat rule” because of a new bowl contract, the Sooners played in their second consecutive Orange Bowl, defeating the Syracuse Orangemen 21-6. Oklahoma was led by Prentice Gautt, who scored the game’s first TD on the second play of the game with a 42-yard run. Gautt averaged an OU-bowl-record 15.7 yards every time he touched the ball. It was the Sooners’ fourth straight Orange Bowl victory. OU ended the season ranked fifth in the nation, its only loss a one-pointer to Texas.

1963 ORANGE BOWL	
Jan. 1 • Miami, Fla. (73,380)	
ALABAMA	17
OKLAHOMA	0

	OU	UA
First Downs	10	15
Rushes-Yards	52-154	50-174
Passing Yards	106	86
Passes-Comp-Int	8-4-0	17-9-1
Plays-Yards	60-260	67-260
Fumbles-Lost	2-2	1-1
Penalties-Yards	1-5	1-12
Punts-Average	10-34.0	8-40.5

SCORE BY QUARTER

Alabama	7	7	3	0	-	17
Oklahoma	0	0	0	0	-	0

SCORING

- UA – Williamson 25 yd pass from Namath (Davis kick), 0-7
- UA – Clark 15 yd run (Davis kick), 0-14
- UA – Davis 19 yd field goal, 0-17

STATISTICAL LEADERS

- Rushing: OU – Grisham, 28-107
UA – Versprille, 14-52
- Passing: OU – Fletcher, 1-1-0-56
UA – Namath, 17-9-1-86
- Receiving: OU – Bumgardner, 1-56
UA – Williamson, 4-58

GAME SUMMARY

It was Bud Wilkinson's last bowl game. Paul "Bear" Bryant, coaching his alma mater, repeated his victory as the coach at Kentucky in the 1951 Sugar Bowl with a 17-0 triumph. LB Lee Roy Jordan, the MVP, and QB Joe Namath led the Crimson Tide to the victory. The Sooners had first and goal twice in the first half, but fumbles ended OU's chances and the Sooners never really threatened again. The lone highlight for Oklahoma was a visit by President John F. Kennedy to the Sooners' locker room. Although President Kennedy claimed neutrality, it was obvious by the grimace on his face he was backing OU.

1965 GATOR BOWL	
Jan. 2 • Jacksonville, Fla. (50,408)	
FLORIDA STATE	36
OKLAHOMA	19

	FSU	OU
First Downs	29	13
Rushes-Yards	217	71
Passing yards	303	209
Passes-Comp-Int	36-23-1	22-10-4
Plays-Yards	59-520	52-280
Fumbles-Lost	2-2	1-1
Penalties-Yards	9-52	7-35
Punts-Average	1-26.0	6-38.0

SCORE BY QUARTER

Florida State	6	18	6	6	-	36
Oklahoma	7	0	6	6	-	19

SCORING

- FSU – Ehler 69 yd interception (PAT failed), 0-6
- OU – Kennedy 1 yd run (Metcalf kick), 7-6
- FSU – Biletnikoff 15 yd pass from Tensi (PAT failed), 7-12
- FSU – Biletnikoff 14 yd pass from Tensi (PAT failed), 7-18
- FSU – Biletnikoff 10 yd pass from Tensi (PAT failed), 7-24
- OU – Pannell 2 yd run, (PAT failed), 13-24
- FSU – Floyd 14 yd pass from Tensi (PAT failed), 13-30
- OU – Hart 95 yd pass from Fletcher (PAT failed), 19-30
- FSU – Biletnikoff 6 yd pass from Tensi (PAT failed), 19-36

STATISTICAL LEADERS

- Rushing: OU – Ringer, 7-41
FSU – Spooner, 27-125
- Passing: OU – Fletcher, 7-3-0-117
FSU – Tensi, 36-23-4-303
- Receiving: OU – Hart, 6-165
FSU – Biletnikoff, 13-192

GAME SUMMARY

Florida State used a sophisticated passing attack to win easily. To add insult to injury, four of the Seminoles' TD passes were thrown on fourth-down plays. Four Oklahoma players had been found ineligible the night before the game because they had signed pro contracts which was in violation of NCAA rules. FSU wide receiver Fred Biletnikoff finished the game with 13 receptions for 192 yards and four TDs.

1968 ORANGE BOWL	
Jan. 1 • Miami, Fla. (77,993)	
TENNESSEE	24
OKLAHOMA	26

	OU	UT
First Downs	18	18
Rushes-Yards	50-203	44-172
Passing Yards	107	160
Passes-Comp-Int	18-9-3	na
Plays-Yards	68-310	68-332
Fumbles-Lost	0-0	1-1
Penalties-Yards	2-10	4-27
Punts-Average	5-47	2-32

SCORE BY QUARTER

Tennessee	0	0	14	10	-	24
Oklahoma	7	12	0	7	-	26

SCORING

- OU – Warmack 7 yd run (Vashon kick), 7-0
- OU – Hinton 20 yd pass from Warmack (kick failed), 13-0
- OU – Owens 1 yd run (PAT failed), 19-0
- UT – Glover 36 yd interception return (Kremser kick), 19-7
- UT – Fulton 5 yd run (Kremser kick), 19-14
- UT – Kremser 26 yd field goal, 19-17
- OU – Stephenson 25 yd interception (Vashon kick), 26-17
- UT – Warren 1 yd run (Kremser kick), 26-24

STATISTICAL LEADERS

- Rushing: OU – Warmack, 17-81
UT – Chadwick, 12-72
- Passing: OU – Warmack, 18-9-2-107
UT – Warren, 23-12-2-160
- Receiving: OU – Hinton, 5-87
UT – Flowers, 4-59

GAME SUMMARY

Oklahoma had won the Big Eight title in Chuck Fairbanks' first year as head coach. Although a slight underdog to the Vols, OU broke out to a 19-0 halftime lead. Tennessee came back to narrow the Sooner lead to 19-17 before Oklahoma defensive back Bob Stephenson picked off a pass and raced 24 yards to give OU an all important insurance TD. The Sooners desperately needed the insurance when Dewey Warren plowed in from a yard out. The Vols then missed a potential game-winning field goal as the gun went off.

1968 BLUEBONNET BOWL	
Dec. 31 • Houston, Texas (53,543)	
SMU	28
OKLAHOMA	27

	OU	SMU
First Downs	23	22
Rushes-Yards	53-176	33-72
Passing Yards	294	281
Passes-Comp-Int	37-18-3	43-22-2
Plays-Yards	90-479	76-353
Fumbles-Lost	1-1	2-2
Penalties-Yards	6-55	4-34
Punts-Average	6-38.2	7-41.0

SCORE BY QUARTER

SMU	0	0	6	22	-	28
Oklahoma	7	0	14	6	-	27

SCORING

- OU – Warmack 8 yd run (Derr kick), 7-0
- OU – Barr 21 yd pass from Owens (Derr kick), 14-0
- SMU – Richardson 1 yd run (kick failed), 14-6
- OU – Denton 22 yd pass from Ripley (Derr kick), 21-6
- SMU – Richardson 18 yd run (Lesser kick), 21-13
- SMU – Levias 11 yd pass from Hixson (Lesser kick), 21-20
- SMU – Fleming 19 yd pass from Hixson (PAT good), 21-28
- OU – Barr 20 yd pass from Ripley (kick failed), 27-28

STATISTICAL LEADERS

- Rushing: OU – Owens, 36-113
SMU – Richardson, 18-76
- Passing: OU – Ripley, 22-10-2-153
SMU – Hixson, 43-22-2-281
- Receiving: OU – Barr, 8-138
SMU – Levias, 8-112
- Tackles: OU – Casteel, 12
SMU – Cormier, 14

GAME SUMMARY

OU led 20-6 entering the fourth but SMU's Chuck Hixson, passing for 281 yards, led a comeback that produced a 28-21 lead. OU, without injured QB Bob Warmack, narrowed the margin to one on a pass from Mickey Ripley, but missed a two-point conversion for the lead. One last chance came after recovering an onside kick but a field goal attempt from inside the SMU 30-yard line went wide as time expired.

1970 BLUEBONNET BOWL	
Dec. 31 • Houston, Texas (53,832)	
ALABAMA	24
OKLAHOMA	24

	UA	OU
First Downs	21	19
Rushes-Yards	43-229	60-349
Passing Yards	199	66
Passes-Comp-Int	27-14-0	7-5-0
Plays-Yards	70-428	67-415
Fumbles-Lost	2-1	3-2
Penalties-Yards	7-50	3-42
Punts-Average	4-37.0	5-37.0

SCORE BY QUARTER

Alabama	7	7	3	7	-	24
Oklahoma	7	14	0	3	-	24

SCORING

- OU – Pruitt 58 yd run (Derr kick), 7-0
- UA – Moore 4 yd pass from Hunter (Clemmy kick), 7-7
- OU – Pruitt 25 yd run (Derr kick), 14-7
- UA – Bailey 5 yd pass from Hunter (Clemmy kick), 14-14
- OU – Wylie 2 yd run (Derr kick), 21-14
- UA – Clemmy 21 yd field goal, 21-17
- UA – Hunter 25 yd pass from Musso (Clemmy kick), 21-24
- OU – Derr 42 yd field goal, 24-24

STATISTICAL LEADERS

- Rushing: OU – Crosswhite, 20-111
UA – Musso, 27-138
- Passing: OU – Mildren, 7-5-0-66
UA – Hunter, 26-13-1-174
- Receiving: OU – Harrison, 2-45
UA – Bailey, 4-86

GAME SUMMARY

The emergence of the wishbone and Greg Pruitt were late-season developments that propelled OU to four wins in its last five games and a postseason invitation. The Sooners had switched to the wishbone, and they were running it to perfection by the time the bowl game rolled around. The "bone" produced 349 yards rushing and touchdown runs of 58 and 25 yards by All-American Greg Pruitt, but the Sooners still needed a late field goal by Bruce Derr to forge the tie with the Crimson Tide.

1972 SUGAR BOWL	
Jan. 1 • New Orleans, La. (84,031)	
AUBURN	22
OKLAHOMA	40

	OU	AU
First Downs	28	15
Rushes-Yards	439	40
Passing Yards	11	250
Passes-Comp-Int	4-1-0	45-20-2
Fumbles-Lost	1-1	2-2
Penalties-Yards	2-12	0-0
Punts-Average	5-35.4	5-48.6

SCORE BY QUARTER

Auburn	0	0	7	15	-	22
Oklahoma	19	12	3	6	-	40

SCORING

- OU – Crosswhite 4 yd run (kick failed), 6-0
- OU – Mildren 5 yd run (Carroll kick), 13-0
- OU – Mildren 4 yd run (kick failed), 19-0
- OU – Mildren 7 yd run (kick failed), 25-0
- OU – Wylie 71 yd punt return (kick failed), 31-0
- AU – Unger 1 yd run (Jett kick), 31-7
- OU – Carroll 53 yd field goal, 34-7
- AU – Unger 1 yd run (Jett kick), 34-14
- OU – Pruitt 2 yd run (kick failed), 40-14
- AU – Cannon 11 yd pass from Sullivan (Beck run), 40-22

STATISTICAL LEADERS

- Rushing: OU – Mildren, 30-149
AU – Unger, 6-38
- Passing: OU – Mildren, 4-1-0-11
AU – Sullivan, 44-20-1-250
- Receiving: OU – Chandler, 1-11
AU – Beasley, 6-117
- Tackles: OU – Selmon, Driscoll 7
AU – Yearout, 16

GAME SUMMARY

OU had lost only one game, the "Game of the Century" to Nebraska on Thanksgiving Day. Auburn featured Heisman Trophy winner Pat Sullivan. It was run versus pass, with OU's runners prevailing. The Sooners roared to a 31-0 halftime lead and amassed 439 yards rushing by game's end to set Oklahoma and Sugar Bowl records. QB Jack Mildren, playing in the final game of his brilliant college career, scored a Sugar Bowl-record three times. OU finished second in the polls to Nebraska with another Big Eight team, Colorado, finishing third.



1972 SUGAR BOWL	
Dec. 31 • New Orleans, La. (84,031)	
PENN STATE	0
OKLAHOMA	14

	OU	PSU
First Downs	20	11
Rushes-Yards	76-278	28-50
Passing Yards	175	147
Passes-Comp-Int	12-7-0	31-12-1
Plays-Yards	88-453	59-197
Fumbles-Lost	8-5	6-4
Penalties-Yards	3-55	3-15
Punts-Average	8-32.7	10-42.9

SCORE BY QUARTER

Penn State	0	0	0	0	-	0
Oklahoma	7	0	7	0	-	14

SCORING


- OU – Owens 27 yd pass from Robertson (Fulcher kick), 7-0
- OU – Crosswhite 1 yd run (Fulcher kick), 14-0

STATISTICAL LEADERS

- Rushing: OU – Pruitt, 21-86
PSU – Nagle, 10-22
- Passing: OU – Robertson, 6-3-0-88
PSU – Hufnagel, 31-12-1-147
- Receiving: OU – Owens, 5-132
PSU – Scott, 3-59
- Tackles: OU – Lucious Selmon, 7
PSU – Skorupan, 13

GAME SUMMARY

Played for the first time on New Year's Eve, the Sugar Bowl brought the Big Eight Champion Sooners to do battle with Joe Paterno's fifth-ranked Nittany Lions. The Sooner defense posted a shutout while allowing only 11 first downs and 49 yards rushing the entire game. It was the first year that freshmen were eligible and Sooner wide receiver Tinker Owens celebrated with five catches, good for 132 yards and one touchdown. It was also the last game for Sooner head coach Chuck Fairbanks who left for the NFL the following spring.



1976 ORANGE BOWL	
Jan. 1 • Miami, Fla. (80,307)	
MICHIGAN	6
OKLAHOMA	14

	OU	UM
First Downs	16	12
Rushes-Yards	65-282	52-169
Passing Yards	63	33
Passes-Comp-Int	5-3-0	30-2-3
Plays-Yards	70-345	72-202
Fumbles-Lost	4-1	1-0
Penalties-Yards	9-40	5-26
Punts-Average	9-34.9	10-38.6

SCORE BY QUARTER

Michigan	0	0	0	6	-	6
Oklahoma	0	7	0	7	-	14

SCORING

- OU – Brooks 39 yd run (DiRienzo kick), 7-0
- OU – Davis 9 yd run (DiRienzo kick), 14-0
- UM – Bell 2 yd run (kick failed), 14-6

STATISTICAL LEADERS

- Rushing: OU – Washington, 17-73
UM – Leach, 13-62
- Passing: OU – Davis, 5-3-0-63
UM – Leach, 15-2-3-30
- Receiving: OU – Owens, 3-63
UM – Bell, 1-17

GAME SUMMARY

It was Oklahoma's first bowl trip under legendary head coach Barry Switzer and a storybook setting. Ohio State, the No. 1-ranked team in the country, had lost in the Rose Bowl earlier in the afternoon. The upset gave the Sooners an opportunity to win the national championship if they could beat the Michigan Wolverines coached by Bo Schembechler. A 39-yard end around by Billy Brooks and a nine-yard keeper by Steve Davis were enough for a 14-6 victory and a fifth national championship.



1976 FIESTA BOWL	
Dec. 25 • Tucson, Ariz. (46,315)	
WYOMING	7
OKLAHOMA	41

	OU	UW
First Downs	24	14
Rushes-Yards	74-415	42-153
Passing Yards	23	51
Passes-Comp-Int	5-3-0	19-6-5
Plays-Yards	79-438	61-204
Fumbles-Lost	6-3	5-1
Penalties-Yards	2-20	4-30
Punts-Average	0-0	5-25.2
Time of Possession	32:18	27:42
Third Down Conversions	11-20	9-15

SCORE BY QUARTER

Wyoming	0	0	0	7	-	7
Oklahoma	14	6	7	14	-	41

SCORING

- OU – Peacock 3 yd run (von Schamann kick), 7-0
- OU – Ivory 4 yd run (von Schamann kick), 14-0
- OU – von Schamann 32 yd field goal, 17-0
- OU – von Schamann 50 yd field goal, 20-0
- OU – Peacock 15 yd run (von Schamann kick), 27-0
- OU – Cumby 4 yd run (von Schamann kick), 34-0
- OU – Shepard 8 yd run (von Schamann kick), 41-0
- UW – Jones 1 yd run (Christopoulos kick), 41-7

STATISTICAL LEADERS

- Rushing: OU – Shepard, 7-85
UW – Jones, 14-68
- Passing: OU – Blevins, 3-2-0-14
UW – Clayton, 14-5-4-54
- Receiving: OU – Hatcher, 2-14
UW – Howard, 3-45
- Tackles: OU – Reese, 7
UW – Coleman, 8

GAME SUMMARY

This was a mismatch that was decided early on as Oklahoma rolled up almost 500 yards in total offense and cruised to an easy victory. The Sooners led 27-0 at the third quarter mark before the reserves added two more scores in the fourth period. OU did not punt the entire game, the only time in Sooner bowl history that had happened.

1978 ORANGE BOWL	
Jan. 2 • Miami, Fla. (69,500)	
ARKANSAS	31
OKLAHOMA	6

	OU	UA
First Downs	14	15
Rushes-Yards	49-230	60-317
Passing Yards	80	90
Passes-Comp-Int	14-7-0	12-7-1
Plays-Yards	63-310	72-407
Fumbles-Lost	4-3	2-1
Penalties-Yards	5-25	7-50
Punts-Average	5-44.4	4-40.5

SCORE BY QUARTER

Arkansas	14	0	10	7	-	31
Oklahoma	0	0	0	6	-	6

SCORING

UA – Sales 1 yd run (Little kick), 0-7
 UA – Sales 4 yd run (Little kick), 0-14
 UA – Calcagni 1 yd run (Little kick), 0-21
 UA – Little 32 yd field goal, 0-24
 OU – Hicks 8 yd pass from Blevins (kick failed), 6-24
 UA – White 20 yd run (Little kick), 6-31

STATISTICAL LEADERS

Rushing: OU – Peacock, 15-117
 UA – Sales, 22-205
 Passing: OU – Lott, 7-4-0-42
 ARK – Calgagni, 11-7-1-90
 Receiving: OU – Rhodes, 3-46
 ARK – Sales, 4-52
 Tackles: OU – Kinlaw, 11
 ARK – Jackson, 7

GAME SUMMARY

Called by Barry Switzer, “the most disappointing loss of my career,” OU was a victim of one of the biggest upsets in bowl history. When Notre Dame downed Texas in the Cotton Bowl, OU was in the running for a national championship. A big win over Arkansas might impress the voters and secure the crown for the Sooners. As a result, Switzer went against his own strategy by choosing to receive the opening kickoff rather than play defense. OU fumbled inside its own 10 on the third play of the game and Arkansas immediately scored for a lead it never relinquished.

1979 ORANGE BOWL	
Jan. 1 • Miami, Fla. (66,635)	
NEBRASKA	24
OKLAHOMA	31

	NU	OU
First Downs	27	17
Rushes-Yards	54-217	53-292
Passing Yards	220	47
Passes-Comp-Int	31-18-2	3-2-0
Plays-Yards	85-437	56-339
Fumbles-Lost	0-0	1-1
Penalties-Yards	8-96	6-50
Punts-Average	2-37.5	3-39.3
Third Down Conversions	8-18	7-12
Sacks By-Yards	1-1	1-5

SCORE BY QUARTER

Nebraska	7	0	3	14	-	24
Oklahoma	7	7	17	0	-	31

SCORING

NU – Smith 21 yd pass from Sorley (Todd kick), 0-7
 OU – Sims 3 yd run (von Schamann kick), 7-7
 OU – Lott 3 yd run (von Schamann kick), 14-7
 OU – Sims 11 yd run (von Schamann kick), 21-7
 OU – von Schamann 26 yd field goal, 24-7
 NU – Todd 31 yd field goal, 24-10
 OU – Lott 2 yd run (von Schamann kick), 31-10
 NU – Berns 1 yd run (Todd kick), 31-17
 NU – Miller 2 yd pass from Sorley (Todd kick), 31-24

STATISTICAL LEADERS

Rushing: OU – Sims, 25-134
 NU – Berns, 19-99
 Passing: OU – Lott, 3-2-0-47
 NU – Sorley, 31-18-2-220
 Receiving: OU – Rhodes, 1-38
 NU – Smith, 3-62
 Tackles: OU – Kinlaw, 11
 NU – Andrews, 9

GAME SUMMARY

A truly amazing turn of events produced a rematch after Nebraska's victory in November. The Sooners, ranked No. 1 with one loss, had lost a heartbreaker to the Cornhuskers, 17-14, on a late fumble at the NU three-yard line. When the Huskers were upset the following week by Missouri, producing a Big Eight Championship tie, the Orange Bowl officials came up with the idea of a rematch, much to the Sooners' joy and the Huskers' shock. It went as predicted: an Oklahoma victory.

1980 ORANGE BOWL	
Jan. 1 • Miami, Fla. (66,714)	
FLORIDA STATE	7
OKLAHOMA	24

	FSU	OU
First Downs	11	22
Rushes-Yards	35-82	59-411
Passing Yards	100	36
Passes-Comp-Int	27-8-3	4-2-0
Plays-Yards	62-182	63-447
Fumbles-Lost	1-0	5-4
Penalties-Yards	4-20	3-28
Punts-Average	9-42.2	4-25.0
Third Down Conversions	6-15	9-15
Sacks By-Yards	0-0	1-4

SCORE BY QUARTER

Florida State	7	0	0	0	-	7
Oklahoma	0	17	0	7	-	24

SCORING


FSU – Whitting 1 yd run (Chappelen kick), 0-7
 OU – Watts 61 yd run (Keeling kick), 7-7
 OU – Wilson 5 yd run (Keeling kick), 14-7
 OU – Keeling 24 yd field goal, 17-7
 OU – Sims 22 yd run (Keeling kick), 24-7

STATISTICAL LEADERS

Rushing: OU – Sims, 24-164
 FSU – Lyles, Whiting, 13-40
 Passing: OU – Watts, 4-2-0-36
 FSU – Jordan, 16-6-1-76
 Receiving: OU – Nixon, 2-36
 FSU – King, Childers, 2-24
 Tackles: OU – Cumby, 9
 FSU – Herring, 16

GAME SUMMARY

The Big Eight Champion Sooners met an undefeated Florida State team on New Year's night. After the Seminoles took a 7-0 first-quarter lead, OU unleashed 17 second-quarter points to take the lead for good. J.C. Watts was named Orange Bowl MVP on offense. He scored on a 61-yard option play and rushed for more than 100 yards. Bud Hebert, who recorded three interceptions, earned the award on defense. Billy Sims wrapped up his brilliant collegiate career scoring on a 22-yard pitch from Watts. Oklahoma finished third in the country and won the Orange Bowl for the third time in five tries under Switzer. The Seminoles crossed midfield only two times after the first quarter and never passed the 35-yard line.



1981 ORANGE BOWL
Jan. 1 • Miami, Fla. (71,043)

OKLAHOMA	18
FLORIDA STATE	17

	OU	FSU
First Downs	18	23
Rushes-Yards	55-156	60-212
Passing Yards	128	51
Passes-Comp-Int	12-7-0	15-11-0
Plays-Yards	67-284	75-263
Fumbles-Lost	7-5	1-0
Penalties-Yards	4-32	5-58
Punts-Average	2-37.0	4-42.5
Third Down Conversions	8-16	8-17

SCORE BY QUARTER

Oklahoma	0	3	7	8	-	18
Florida State	0	7	3	7	-	17

SCORING

- FSU – Williams 10 yd run (Capece kick), 0-7
- OU – Keeling 53 yd field goal, 3-7
- OU – Overstreet 4 yd run (Keeling kick), 10-7
- FSU – Capece 19 yd field goal, 10-10
- FSU – Recovered fumble in OU end zone (Capece kick), 10-17
- OU – Rhodes 11 yd pass from Watts (Valora pass from Watts), 18-17

STATISTICAL LEADERS

- Rushing: OU – Watts, 25-48
FSU – Williams, 19-99
- Passing: OU – Watts, 12-7-0-128
FSU – Stockstill, 15-11-0-51
- Receiving: OU – Rhodes, 2-53
FSU – Williams, 2-27
- Tackles: OU – Coast, 15
FSU – Piurowski, 12

GAME SUMMARY

This contest featured a rematch with a great deal more excitement as OU turned to a foreign weapon, the pass, to notch its third straight Orange Bowl win. QB J.C. Watts was chosen MVP and with good reason. The Seminoles used a fourth-quarter TD to break a 10-10 tie and seemingly gain control. OU was forced to start deep in its own territory after the kickoff with little time left. Watts went to work and passed the Sooners to the 11-yard line where he hit Steve Rhodes with a TD strike to pull the Sooners to within one with less than a minute to go. Watts then proceeded to hit tight end Forrest Valora for the two-point conversion that gave the Sooners their ninth Orange Bowl victory, including three in the last four years. Oklahoma finished ranked No. 3 in the nation.



1981 SUN BOWL
Dec. 26 • El Paso, Texas (33,816)

HOUSTON	14
OKLAHOMA	40

	UH	OU
First Downs	26	15
Rushes-Yards	59-157	54-409
Passing Yards	228	2
Passes-Comp-Int	29-18-1	5-1-1
Plays-Yards	88-385	59-407
Fumbles-Lost	4-3	2-1
Penalties-Yards	2-27	7-48
Punts-Average	6-37.0	5-38.6
Third Down Conversions	7-16	3-11

SCORE BY QUARTER

Houston	0	7	0	7	-	14
Oklahoma	7	0	3	30	-	40

SCORING

- OU – Shepard 34 yd run (Keeling kick), 7-0
- UH – Wilson 1 yd run (Clendenen kick), 7-7
- OU – Keeling 32 yd field goal, 10-7
- OU – Shepard 1 yd run (Keeling kick), 17-7
- OU – Keeling 49 yd field goal, 20-7
- OU – Sims 30 yd run (Keeling kick), 27-7
- UH – Jordan 6 yd run (Clendenen kick), 27-14
- OU – Mills 2 yd run (kick failed), 33-14
- OU – Truit 28 yd interception return (Keeling kick), 40-14

STATISTICAL LEADERS

- Rushing: OU – Sims, 15-181
UH – Polk, 19-74
- Passing: OU – Shepard, 5-1-1-2
UH – Wilson, 28-11-1-216
- Receiving: OU – Ross, 1-2
UH – Durham, 1-60
- Tackles: OU – Benson, 10
UH – Turner, 13

GAME SUMMARY

OU ended the season on a bright note with an easier than anticipated 40-14 victory over Houston. MVP Darrell Shepard, who began his career at the UH, scored two touchdowns against his former team. The Sooners scored 30 fourth quarter points to turn a seat squirmer into a rout. Freshman Fred Sims rolled up 181 yards rushing in the game after rushing for just 179 in the regular season.



1983 FIESTA BOWL
Jan. 1 • Tempe, Ariz. (70,553)

ARIZONA STATE	32
OKLAHOMA	31

	ASU	OU
First Downs	25	19
Rushes-Yards	43-100	63-417
Passing Yards	329	40
Passes-Comp-Int	35-17-2	10-4-1
Plays-Yards	78-429	73-457
Fumbles-Lost	3-0	6-4
Penalties-Yards	7-64	8-68
Punts-Average	6-43.5	4-29.5
Time of Possession	30:31	29:29
Third Down Conversions	6-15	9-19
Sacks By-Yards	0-0	4-6

SCORE BY QUARTER

Arizona State	0	11	7	14	-	32
Oklahoma	7	6	8	0	-	21

SCORING

- OU – Wilson 1 yd run (Keeling kick), 7-0
- ASU – Zendejas 32 yd field goal, 7-3
- ASU – Phelps safety in end zone, 7-5
- ASU – Zendejas 22 yd field goal, 8-7
- OU – Wilson 1 yd run (rush PAT no good), 13-8
- ASU – Zendejas 54 yd field goal, 13-11
- ASU – Clark 15 yd run (Zendejas kick), 13-18
- OU – Sims 19 yd run (Phelps to Fontenette), 21-18
- ASU – Moore 1 yd run (Zendejas kick), 21-25
- ASU – Brown 52 yd pass from Hons (Zendejas kick), 21-32

STATISTICAL LEADERS

- Rushing: OU – Dupree, 17-242
ASU – Moore, 20-64
- Passing: OU – Phelps, 10-4-1-40
ASU – Hons, 35-17-2-329
- Receiving: OU – Lewis, 2-23
ASU – Moore, 3-88
- Tackles: OU – Sanders, 11
ASU – Richardson, 15

GAME SUMMARY

The magic of Marcus Dupree ran out as the Sun Devils rallied for 14 fourth-quarter points to win the first meeting between the two. Dupree ran wild early, amassing 239 yards before recurrent leg injuries forced him out in the third quarter. The turning point came when Oklahoma punter Michael Keeling could not get his punt away and was forced to throw an illegal pass. The Devils took over at the OU 43 and later scored when Darryl Clark raced 15 yards for a touchdown.

		1985 ORANGE BOWL	
Jan. 1 • Miami, Fla. (56,294)			
WASHINGTON		28	
OKLAHOMA		17	

	UW	OU
First Downs	17	17
Rushes-Yards	43-192	54-162
Passing Yards	119	124
Passes-Comp-Int	21-9-3	21-6-1
Plays-Yards	64-311	75-286
Fumbles-Lost	3-1	6-2
Penalties-Yards	5-25	8-60
Punts-Average	6-37.7	7-34.6
Time of Possession	28:56	31:04
Third Down Conversions	3-13	6-18

SCORE BY QUARTER

Washington	14	0	0	14	–	28
Oklahoma	0	14	0	3	–	17

SCORING

- UW – Greene 29 yd pass from Siruco (Jaeger kick), 0-7
- UW – Robinson 1 yd run (Jaeger kick), 0-14
- OU – Bradley 1 yd run (Lashar kick), 7-14
- OU – Shepard 61 yd pass from Bradley (Lashar kick), 14-14
- OU – Lashar 35 yd field goal, 17-14
- UW – Pattison 12 yd pass from Millen (Jaeger kick), 17-21
- UW – Fenney 6 yd run (Jaeger kick), 17-28

STATISTICAL LEADERS

- Rushing: OU – Carr, 10-63
UW – Robinson, 28-135
- Passing: OU – Bradley, 21-6-1-124
UW – Sircuro, 17-7-3-78
- Receiving: OU – Shepard, 3-87
UW – Greene, 4-97
- Tackles: OU – Brown, Reed, 6
UW – Kelly, 11

GAME SUMMARY

Brigham Young was No. 1 in the polls, but Sooner head coach Barry Switzer had argued that the Sooners should be No. 1 because of a tougher schedule. A win over a fine Husky team would solidify that claim. However, Washington refused to cooperate and turned a 17-14 fourth quarter deficit into a 28-17 triumph. The game was marked by a bizarre incident when, after thinking an Oklahoma field goal was good, the Sooner Schooner raced onto the field as called for by tradition. A penalty negated the field goal, but the Schooner became stuck in the muddy field in front of UW's bench, resulting in a 15-yard penalty. The following 42-yard try was no good.

		1986 ORANGE BOWL	
Jan. 1 • Miami, Fla. (74,178)			
PENN STATE		10	
OKLAHOMA		25	

	PSU	OU
First Downs	14	12
Rushes-Yards	36-103	52-228
Passing Yards	164	91
Passes-Comp-Int	34-18-4	6-3-0
Plays-Yards	70-267	58-319
Fumbles-Lost	2-1	5-1
Penalties-Yards	6-49	7-45
Punts-Average	6-46.3	5-42.6
Time of Possession	31:23	28:37
Third Down Conversions	7-15	5-16
Sacks By-Yards	0-0	2-10

SCORE BY QUARTER

Penn State	7	3	0	0	–	10
Oklahoma	0	16	3	6	–	25

SCORING


- PSU – Manoa 1 yd run (Manca kick), 0-7
- OU – Lashar 26 yd field goal, 3-7
- OU – Jackson 71 yd pass from Holieway (Lashar kick), 10-7
- OU – Lashar 31 yd field goal, 13-7
- OU – Lashar 21 yd field goal, 16-7
- PSU – Manca 27 yd field goal, 16-10
- OU – Lashar 22 yd field goal, 19-10
- OU – Carr 61 yd run (kick failed), 25-10

STATISTICAL LEADERS

- Rushing: OU – Carr, 19-148
PSU – Dozier, 12-39
- Passing: OU – Holieway, 6-3-0-91
PSU – Knizner, 11-8-1-98
- Receiving: OU – Jackson, 2-83
PSU – Dimidio, 6-50
- Tackles: OU – Bosworth, 13
PSU – Alexander, 9

GAME SUMMARY

A swarming defense, a record field goal performance and two big plays helped the Oklahoma Sooners defeat Penn State to capture both the Orange Bowl and the program's sixth national championship. Butkus Award winner Brian Bosworth had 13 solo tackles and the Oklahoma secondary picked off four Penn State passes to thwart any rallies. Tim Lashar booted an Orange Bowl record four field goals to give the Sooners an early lead. Lydell Carr and Keith Jackson then provided big plays, a 61-yard jaunt by Carr and a 71-yard pass play from Jamelle Holieway to Jackson.

		1987 ORANGE BOWL	
Jan. 1 • Miami, Fla. (57,291)			
ARKANSAS		8	
OKLAHOMA		42	

	UA	OU
First Down	17	11
Rushes-Yards	45-48	48-366
Passing Yards	192	47
Passes-Comp-Int	33-16-5	5-2-0
Plays-Yards	81-240	53-413
Fumbles-Loss	2-0	3-2
Penalties-Yards	3-25	4-40
Punts-Average	9-41.1	5-47.6
Time of Possession	35:29	24:31
Third Down Conversions	8-18	5-12
Sacks By-Yards	7-51	0-0

SCORE BY QUARTER

Arkansas	0	0	0	8	8
Oklahoma	0	14	14	14	42

SCORING

- OU – Tillman 77 yd run (Lashar kick), 7-0
- OU – Tillman 21 yd run (Lashar kick), 14-0
- OU – Holieway 2 yd run (Lashar kick), 21-0
- OU – Holieway 4 yd run (Lashar kick), 28-0
- OU – Stafford 13 yd run (Lashar kick), 35-0
- OU – Parham 49 yd run (Lashar kick), 42-0
- ARK – Thomas 2 yd run (Shibest pass from Bland), 42-8

STATISTICAL LEADERS

- Rushing: OU – Tillman, 7-109
ARK – Thomas, 22-59
- Passing: OU – Holieway, 3-2-0-47
ARK – Thomas, 26-13-4-129
- Receiving: OU – Shepard, 1-36
ARK – Shibest, 4-83
- Tackles: OU – Jones, 9
ARK – Atwater, 7

GAME SUMMARY

After nine years, Barry Switzer avenged his most embarrassing loss, coaching Oklahoma to a 42-8 rout of Arkansas. LB Danté Jones, playing in place of All-American Brian Bosworth, led the defense, which held the Hogs to just 48 rushing yards. Spencer Tillman gained 109 yards rushing on just seven carries. His totals included a 77-yard TD to give OU the early 7-0 lead. Todd Thomsen set an Orange Bowl record with five punts for a 47.6-yard average.



1988 ORANGE BOWL
Jan. 1 • Miami, Fla. (74,760)

MIAMI	20
OKLAHOMA	14

	OU	UM
First Downs	13	15
Rushes-Yards	53-179	38-72
Passing Yards	76	209
Passes-Comp-Int	13-5-0	30-18-1
Plays-Yards	66-255	68-281
Fumbles-Lost	4-2	0-0
Penalties-Yards	5-39	8-85
Punts-Average	8-39.0	6-44.7
Time of Possession	27:52	32:08
Third Down Conversions	6-18	9-18
Sacks By-Yards	1-5	1-5

SCORE BY QUARTER

Miami	7	0	10	3	-	20
Oklahoma	0	7	0	7	-	14

SCORING


- UM – Bratton 30 yd pass from Walsh (Cox kick), 0-7
- OU – Stafford 1 yd run (Lashar kick), 7-7
- UM – Cox 56 yd field goal, 7-10
- UM – Irvin 23 yd pass from Walsh (Cox kick), 7-17
- UM – Cox 48 yd field goal, 7-20
- OU – Hutson 29 yd run (Lashar kick), 14-20

STATISTICAL LEADERS

- Rushing: OU – Collins, 10-50
UM – Williams, 19-41
- Passing: OU – Thompson, 12-4-0-56
UM – Walsh, 30-18-1-209
- Receiving: OU – Jackson, 3-45
UM – Bratton, 9-102
- Tackles: OU – Reed, 9
UM – Clark, 14

GAME SUMMARY

The Sooners' hopes of winning their seventh national championship were put to rest by Miami, 20-14. The Hurricanes took the opening kickoff and moved 65 yards in eight plays for a 7-0 lead, then never looked back. The Sooner offense, which led the nation in six categories, was held to only 179 rushing yards and 255 overall. Late in the fourth quarter, the Sooners scored on a 29-yard fumblerooski which gave the Oklahoma faithful a flicker of hope. The Hurricane defenders blew it out when they sacked quarterback Charles Thompson and caused a fumble to ensure the victory.



1989 CITRUS BOWL
Jan. 2 • Orlando, Fla. (53,571)

OKLAHOMA	6
CLEMSON	13

	CU	OU
First Downs	12	17
Rushes-Yards	48-187	43-116
Passing Yards	57	138
Passes-Comp-Int	11-5-0	24-10-1
Plays-Yards	59-244	67-254
Fumbles-Lost	1-0	4-1
Penalties-Yards	7-76	5-50
Punts-Average	7-44.3	5-38.6
Time of Possession	29:30	30:30
Third Down Conversions	6-15	4-14
Sacks By-Yards	0-0	0-0

SCORE BY QUARTER

Oklahoma	3	0	3	0	-	6
Clemson	0	6	0	7	-	13

SCORING

- OU – Lashar 35 yd field goal, 3-0
- CU – Gardocki 20 yd field goal, 3-3
- CU – Gardocki 46 yd field goal, 3-6
- OU – Lashar 30 yd field goal, 6-6
- CU – Allen 4 yd run (Seyle kick), 6-13

STATISTICAL LEADERS

- Rushing: OU – Perry, 12-52
CU – McFadden, 9-55
- Passing: OU – Holieway, 24-10-1-138
CU – Williams, 11-5-0-57
- Receiving: OU – Cabbiness, 3-78
CU – Allen, 4-47
- Tackles: OU – Dillon, 11
CU – McDaniel, 11

GAME SUMMARY

After a dry three quarters and the score deadlocked at 6-6, Clemson held off a late Sooner rally to post a 13-6 victory and give the ACC its first victory over the Sooners in 16 tries. On the Sooners' last possession, OU took the ball over on its own 20 with 2:59 left on the clock. QB Jamelle Holieway, playing in his final game, scampered 11 yards on a fourth down to keep the drive alive. Holieway then completed passes of five, seven, four, 12, seven, 12 and 13 yards, to get OU inside the Tiger 14 with 12 seconds remaining. Two desperation heaves by Holieway dropped incomplete to end all Oklahoma hopes.



1991 GATOR BOWL
Dec. 29 • Jacksonville, Fla. (62,003)

OKLAHOMA	48
VIRGINIA	14

	OU	UVA
First Downs	36	13
Rushes-Yards	51-261	26-101
Passing Yards	357	142
Passes-Comp-Int	36-27-0	29-12-1
Plays-Yards	87-618	55-243
Fumbles-Lost	1-1	4-1
Penalties-Yards	12-128	6-48
Punts-Average	3-40.3	8-34.8
Time of Possession	37:54	22:06
Third Down Conversions	8-14	2-12
Sacks By-Yards	1-9	0-0

SCORE BY QUARTER

Oklahoma	7	27	14	0	-	48
Virginia	0	7	0	7	-	14

SCORING

- OU – Mickey 10 yd pass from Gundy (Blanton kick), 7-0
- OU – Gaddis 2 yd run (Blanton kick), 14-0
- OU – Gaddis 8 yd run (Blanton kick), 21-0
- OU – Jones 4 yd blocked punt (Blanton kick), 28-0
- OU – Mickey 13 yd pass from Gundy (kick blocked), 34-0
- UVA – Davis 22 yd pass from Blundin (Husted kick), 34-7
- OU – Rasheed 7 yd run (Blanton kick), 41-7
- OU – Gaddis 7 yd run (Blanton kick), 48-7
- UVA – Tomlin 23 yd pass from Blundin (Husted kick), 48-14

STATISTICAL LEADERS

- Rushing: OU – Gaddis, 20-104
UVA – Kirby, 13-66
- Passing: OU – Gundy, 31-25-0-324
UVA – Blundin, 26-12-1-142
- Receiving: OU – Warren, 5-110
UVA – Mundy, 3-44
- Tackles: OU – Wilson, 8
UVA – Lewis, 15

GAME SUMMARY

Cale Gundy unleashed one of the greatest postseason passing efforts in school history as Oklahoma crushed Virginia, 48-14. Gundy was 25-of-31, including 11 straight completions, for 329 yards and two TDs. The Sooners scored touchdowns on four of their first five possessions to put the game out of reach before halftime. The OU defense never allowed the Cavaliers inside the 20. The 48 points tied the OU bowl game record (48-21 over Duke in the '58 Orange Bowl).

	1993 JOHN HANCOCK BOWL	
	Dec. 24 • El Paso, Texas (43,848)	
	TEXAS TECH	10
	OKLAHOMA	41

	OU	TTU
First Downs	21	18
Rushes-Yards	50-177	33-116
Passing Yards	215	199
Passes-Comp-Int	26-15-1	37-19-4
Plays-Yards	76-392	70-315
Fumbles-Lost	4-2	0-0
Penalties-Yards	9-65	6-65
Punts-Average	7-48.3	7-42.6
Time of Possession	35:22	24:38
Third Down Conversions	4-11	6-17
Sacks By-Yards	1-5	6-31

SCORE BY QUARTER

Texas Tech	0	3	7	0	-	10
Oklahoma	14	14	0	13	-	41

SCORING


- OU – Chandler 2 yd run (Blanton kick), 7-0
- OU – Brady 9 yd pass from Gundy (Blanton kick), 14-0
- TT – Davis 22 yd field goal, 14-3
- OU – Warren 34 yd pass from Gundy (Blanton kick), 21-3
- OU – Brady 15 yd pass from Gundy (Blanton kick), 28-3
- TT – Morris 2 yd run (Davis kick), 28-10
- OU – Moore 32 yd run (Blanton kick), 35-10
- OU – Moore 6 yd run (no PAT attempt), 41-10

STATISTICAL LEADERS

- Rushing: OU – Moore, 15-85
TT – Morris, 27-95
- Passing: OU – Gundy, 26-15-1-215
TT – Hall, 37-19-4-199
- Receiving: OU – Warren, 4-93
TT – Mitchell, 6-87
- Tackles: OU – Coats, 8
TT – Wright, Banks, 9

GAME SUMMARY

QB Cale Gundy brilliantly guided Oklahoma's offense and the Sooner defense slowed Doak Walker Award winner Bam Morris as OU claimed a 41-10 win. The Sooners scored the first two times they had the ball. Another Gundy TD pass boosted the lead to 21-3. Just over a minute later, the game MVP hit again and Oklahoma was cruising at halftime 28-3. Meanwhile, the nation's second-leading rusher was held to just 95 yards by the Sooner defense.

	1994 COPPER BOWL	
	Dec. 29 • Tucson, Ariz. (45,122)	
	BYU	31
	OKLAHOMA	6

	BYU	OU
First Downs	28	16
Rushes-Yards	33-71	33-72
Passing Yards	485	163
Passes-Comp-Int	46-32-0	30-13-1
Plays-Yards	79-556	63-235
Fumbles-Lost	0	0
Penalties-Yards	6-48	7-44
Punts-Average	4-37.0	8-37.1
Time of Possession	35:16	24:44
Third Down Conv.	8-14	3-13
Sacks By-Yards	1-13	1-3

SCORE BY QUARTER

BYU	7	10	7	7	-	31
Oklahoma	0	0	0	6	-	6

SCORING

- BYU – Doman 7 yd pass from Walsh (Lauder kick), 0-7
- BYU – Lauder 22 yd field goal, 0-10
- BYU – Johnston 25 yd pass from Walsh (Lauder kick), 0-17
- BYU – Johnston 4 yd pass from Walsh (Lauder kick), 0-24
- OU – Moore 2 yd run (PAT failed), 6-24
- BYU – Doman 28 yd pass from Walsh (Lauder kick), 6-31

STATISTICAL LEADERS

- Rushing: OU – Moore, 9-41
BYU – Willis, 11-41
- Passing: OU – Brown, 30-13-1-163
BYU – Walsh, 45-31-4-454
- Receiving: OU – Hall, 5-75
BYU – Willis, 7-103
- Tackles: OU – Simpson, 13
BYU – Cook, 8

GAME SUMMARY

After completing its worst regular season in 30 years, and playing under a head coach who had resigned, Oklahoma ended its season with a dismal 31-6 loss. The Sooners started reserve QB Terence Brown, who had completed one of three passes on the season. Season starter Garrick McGee had contracted spinal meningitis and was unable to play. OU's defense surrendered 485 yards and four touchdowns through the air. BYU's John Walsh set Copper Bowl records for completions (31) and TD passes (4). Sooner linebacker Broderick Simpson was defensive player of the game with 13 tackles, a sack and a pass breakup.

	1999 INDEPENDENCE BOWL	
	Dec. 31 • Shreveport, La. (49,843)	
	MISSISSIPPI	27
	OKLAHOMA	25

	UM	OU
First Downs	19	27
Rushes-Yards	33-159	23-91
Passing Yards	202	390
Passes-Comp-Int	29-18-2	54-39-1
Plays-Yards	62-361	77-481
Fumbles-Lost	1-0	3-3
Penalties-Yards	3-13	4-35
Punts-Average	5-39.4	1-10.0
Time of Possession	29:24	30:36
Third Down Conv.	5-11	7-13
Sacks By-Yards	3-16	3-24

SCORE BY QUARTER

Mississippi	7	14	0	6	-	27
Oklahoma	3	0	15	7	-	25

SCORING

- UM – McAllister 25 yd pass from Miller (Binkley kick), 0-7
- OU – Duncan 34 yd field goal, 3-7
- UM – Bettis 9 yd pass from Miller (Binkley kick), 3-14
- UM – McAllister 80 yd run (Binkley kick), 3-21
- OU – Jackson 3 yd pass from Heupel (Duncan kick), 10-21
- OU – Daniels 41 yd pass from Heupel (Hammons pass), 18-21
- UM – Binkley 29 yd field goal, 18-24
- OU – Griffin 17 yd pass from Heupel (Duncan kick), 25-24
- UM – Binkley 39 yd field goal, 25-27

STATISTICAL LEADERS

- Rushing: OU – Griffin, 12-86
UM – McAllister, 17-121
- Passing: OU – Heupel, 53-39-1-390
UM – Miller, 28-18-2-202
- Receiving: OU – Daniels, 6-109
UM – McAllister, 3-55
- Tackles: OU – Rideau, 7
UM – Taylor, Strong, 8

GAME SUMMARY

In the final college game of the 20th century, Ole Miss topped Oklahoma in a thriller, 27-25. OU quarterback and game offensive MVP Josh Heupel set school and Independence Bowl records for attempts (53), completions (39) and yards (390), and tied the record for touchdowns (3). Jarrail Jackson tied the Independence Bowl record for receptions with 10. Ole Miss' Les Binkley kicked a 39-yard field goal for the win on the last play of the game.



2001 ORANGE BOWL
Jan. 3 • Miami, Fla. (76,835)

FLORIDA STATE	2
OKLAHOMA	13

	FSU	OU
First Downs	14	12
Rushes-Yards	17-27	36-56
Passing Yards	274	214
Passes-Comp-Int	52-25-2	39-25-1
Plays-Yards	69-301	75-270
Fumbles-Lost	3-1	2-1
Penalties-Yards	6-38	7-45
Punts-Average	10-44.7	8-41.1
Time of Possession	23:27	36:33
Third Down Conversions	1-15	7-19
Sacks By-Yards	2-13	1-2

SCORE BY QUARTER

Florida State	0	0	0	2	-	2
Oklahoma	3	0	3	7	-	13

SCORING

- OU – Duncan 27 yd field goal, 3-0
- OU – Duncan 42 yd field goal, 6-0
- OU – Griffin 10 yd run (Duncan kick), 13-0
- FSU – Team safety, 13-2

STATISTICAL LEADERS

- Rushing: OU – Griffin, 11-40
FSU – Minor, 13-20
- Passing: OU – Heupel, 39-25-1-214
FSU – Weinke, 51-25-2-274
- Receiving: OU – Norman, 3-49
FSU – Bell, 7-137
- Tackles: OU – Thompson, 7
FSU – Allen, 12

GAME SUMMARY

Top-ranked Oklahoma used a smothering defense to shut down the third-ranked Seminoles and Josh Heupel generated enough offense to lead OU to a perfect season. As the nation's only unbeaten team, the Sooners were the unanimous winners of the AP media poll. They were automatically crowned national champions in the coaches' poll under the Bowl Championship Series format. Led by Orange Bowl MVP Torrance Marshall, the Sooners time and again forced Florida State's Chris Weinke into bad decisions. Tim Duncan kicked two field goals and Quentin Griffin scored the clinching touchdown on a 10-yard run up the middle with 8:30 to play. Florida State avoided its first shutout in 12 seasons when Stanford Samuels tackled OU punter Jeff Ferguson in the end zone for a safety with 55 seconds remaining.



2002 COTTON BOWL
Jan. 1 • Dallas, Texas (72,955)

OKLAHOMA	10
ARKANSAS	3

	OU	UA
First Downs	11	6
Rushes-Yards	34-56	42-37
Passing Yards	175	13
Passes-Comp-Int	32-24-0	13-2-1
Plays-Yards	66-231	55-50
Fumbles-Lost	2-1	1-1
Penalties-Yards	9-76	6-54
Punts-Average	9-34.9	8-40.5
Time of Possession	33:34	26:26
Third Down Conversions	6-18	1-14
Sacks By-Yards	9-55	4-27

SCORE BY QUARTER

Oklahoma	7	0	3	0	-	10
Arkansas	0	0	0	3	-	3

SCORING


- OU – Hybl 1 yd run (Duncan kick), 7-0
- OU – Duncan 32 yd field goal, 10-0
- UA – O'Donohoe 32 yd field goal, 10-3

STATISTICAL LEADERS

- Rushing: OU – Griffin, 19-56
ARK – Holmes, 8-27
- Passing: OU – Hybl, 32-24-0-175
ARK – Clark, 12-2-1-13
- Receiving: OU – Norman, 7-74
ARK – Wilson, 1-7
- Tackles: OU – Calmus, 10
ARK – Petty, Bua, 7.5

GAME SUMMARY

Arkansas' defense played well, but few will remember. Oklahoma's defense was that much better. The final statistics were as chilling and stark as the weather. The Razorbacks, who reached OU territory just two times the entire game, could muster only 13 passing yards on two completions while their rushing attempts (42) outnumbered their rushing yards (37). Sooner defenders tied a school and Cotton Bowl record with a whopping nine sacks. Late in the first quarter, Oklahoma set sail on a 13-play, 63-yard scoring drive that culminated in a one-yard sneak by quarterback Nate Hybl. Along the way, the Sooners converted two third downs and one fourth. The resulting touchdown and PAT made the rest of the afternoon academic. OU added a 32-yard field goal by Tim Duncan in the third frame to build a 10-0 advantage that felt like twice that given the play of the defense. Arkansas, aided by penalties, finally scratched out a field goal, but no serious threat to the outcome was ever mounted.



2003 ROSE BOWL
Jan. 1 • Pasadena, Calif. (86,848)

OKLAHOMA	34
WASHINGTON STATE	14

	OU	WSU
First Downs	19	11
Rushes-Yards	46-146	21-4
Passing Yards	240	239
Passes-Comp-Int	29-19-0	34-17-2
Plays-Yards	75-386	55-243
Fumbles-Lost	2-1	3-1
Penalties-Yards	4-28	9-52
Punts-Average	5-29.0	6-46.0
Time of Possession	37:14	22:46
Third Down Conversions	9-20	2-11
Sacks By-Yards	6-59	3-27

SCORE BY QUARTER

Oklahoma	3	14	3	14	-	34
Washington State	0	0	0	14	-	14

SCORING

- OU – DiCarlo 45 yd field goal, 3-0
- OU – Savage 12 yd pass from Hybl (DiCarlo kick), 10-0
- OU – Perkins 51 yd punt return (DiCarlo kick), 17-0
- OU – DiCarlo 30 yd field goal, 20-0
- OU – Fagan 9 yd pass from Hybl (DiCarlo kick), 27-0
- WSU – Riley 37 yd pass from Gesser (Dunning kick), 27-7
- OU – Griffin 19 yd run (DiCarlo kick), 34-7
- WSU – Moore 89 yd kickoff return (Dunning kick), 34-14

STATISTICAL LEADERS

- Rushing: OU – Griffin, 30-162
WSU – Green, 8-45
- Passing: OU – Hybl, 29-19-0-240
WSU – Gesser, 34-17-2-239
- Receiving: OU – Peoples, 3-80
WSU – Riley, 9-139
- Tackles: OU – Lehman, 6
WSU – Coleman, 10

GAME SUMMARY

Oklahoma dominated the Pac 10 champs in the Sooners' first trip to the Rose Bowl. OU's defense logged six sacks and two interceptions to set the tone. Rose Bowl MVP Nate Hybl tossed two TD passes and Quentin Griffin rushed for 144 yards as the OU offense wore down the Cougars. Oklahoma became just the fourth school in college football history to win the four BCS games and the Cotton Bowl.

2004 SUGAR BOWL	
Jan. 4 • New Orleans, La. (79,342)	
LSU	21
OKLAHOMA	14

	LSU	OU
First Downs	13	12
Rushes-Yards	40-159	33-52
Passing Yards	153	102
Passes-Comp-Int	24-14-2	37-13-2
Plays-Yards	64-312	70-154
Fumbles-Lost	1-1	2-0
Penalties-Yards	8-65	11-70
Punts-Average	8-34.0	8-45.9
Time of Possession	31:19	28:41
Third Down Conversions	6-17	4-15
Sacks By-Yards	5-46	5-12

SCORE BY QUARTER

LSU	7	7	7	0	-	21
Oklahoma	0	7	0	7	-	14

SCORING

- LSU – Green 24 yd run (Gaudet kick), 0-7
- OU – K. Jones 1 yd run (DiCarlo kick), 7-7
- LSU – Vincent 18 yd run (Gaudet kick), 7-14
- LSU – Spears 20 yd interception return (Gaudet kick), 7-21
- OU – K. Jones 1 yd run (DiCarlo kick), 14-21

STATISTICAL LEADERS

- Rushing: LSU – Vincent, 16-117
OU – K. Jones, 20-59
- Passing: LSU – Mauck, 22-13-2-124-0
OU – White, 37-13-2-102-0
- Receiving: LSU – Clayton, 4-38
OU – Clayton, 4-32
- Tackles: LSU – Turner, 9
OU – Strait, 11

GAME SUMMARY

Riding its defense, LSU won the BCS title, 21-14. Oklahoma entered the game as the nation's top scoring offense, but struggled against the Tigers. The OU defense gave a good account too, surrendering 64 of LSU's 312 total yards on a non-scoring run on the Tigers' first snap. Still, it was the LSU defenders who stole the show. DE Marcus Spears returned an interception 20 yards for a TD on the first series of the second half and seemingly opened the floodgates. But OU stiffened and got its running game untracked. After pulling within seven at 21-14, the Sooners made another push to the LSU 12, but missed on four straight pass attempts, the last one with just 2:46 left. The crowd was the largest ever to see a sporting event in the Louisiana Superdome.

2005 ORANGE BOWL	
Jan. 4 • Miami, Fla. (77,912)	
OKLAHOMA	19
USC	55

	OU	USC
First Downs	19	19
Rushes-Yards	40-151	28-208
Passing Yards	244	332
Passes-Comp-Int	36-24-3	35-18-0
Plays-Yards	76-372	63-525
Fumbles-Lost	3-2	1-0
Penalties-Yards	3-30	9-75
Punts-Average	4-44.5	4-43.5
Time of Possession	35:06	24:54
Third Down Conversions	8-17	6-14
Sacks By-Yards	1-9	2-20

SCORE BY QUARTER

Oklahoma	7	3	0	9	-	19
USC	14	24	10	7	-	55

SCORING

- OU – Wilson five yd pass from White (Hartley kick), 7-0
- USC – Byrd 33 yd pass from Leinart (Killeen kick), 7-7
- USC – White 6 yd run (Killeen kick), 7-14
- USC – Jarrett 54 yd pass from Leinart (Killeen kick), 7-21
- USC – Smith 5 yd pass from Leinart (Killeen kick), 7-28
- OU – Hartley 29 yd field goal, 10-28
- USC – Smith 33 yd pass from Leinart (Killeen kick), 10-35
- USC – Killeen 44 yd field goal, 10-38
- USC – Smith 4 yd pass from Leinart (Killeen kick), 10-45
- USC – Killeen 42 yd field goal, 10-48
- USC – White 8 yd run (Killeen kick), 10-55
- OU – Team safety, 12-55
- OU – Wilson 9 yd pass from White (Hartley kick), 19-55

STATISTICAL LEADERS

- Rushing: OU – Peterson, 25-82
USC – White, 15-118
- Passing: OU – White, 36-24-3-244-2
USC – Leinart, 35-18-0-332-5
- Receiving: OU – Wilson, 7-59
USC – Smith, 7-113
- Tackles: OU – Pool, 7
USC – Tatupu, 12

GAME SUMMARY

USC didn't need any help, but Oklahoma obliged anyway. The Trojans played a nearly flawless game, made even more so by five OU turnovers, and cruised to the BCS National Championship, 55-19.

2005 HOLIDAY BOWL	
Dec. 29 • San Diego, Calif. (65,416)	
OREGON	14
OKLAHOMA	17

	OU	OU
First Downs	17	19
Rushes-Yardage	32-84	40-132
Passing Yards	243	229
Passes-Comp-Int	44-25-1	30-17-1
Plays-Yards	76-327	70-361
Fumbles-Lost	1-0	2-1
Penalties-Yards	3-15	10-70
Punts-Average	8-45.1	7-37.9
Time of Possession	31:23	28:37
Third Down Conversions	6-18	6-16
Sacks By-Yards	0-0	3-19

SCORE BY QUARTER

Oregon	7	0	0	7	-	14
Oklahoma	3	0	14	0	-	17

SCORING

- OU – Hartley 34 yd field goal, 3-0
- OU – Williams, D. 5 yd run (Martinez,Paul kick), 3-7
- OU – Runnels 17 yd pass from Bomar (Hartley kick), 10-7
- OU – Jones, K. 8 yd run (Hartley kick), 17-7
- OU – Day 3 yd pass from Leaf (Martinez kick), 17-14

STATISTICAL LEADERS

- Rushing: OU – Whitehead, 12-43
OU – Peterson, 24-80
- Passing: OU – Leaf, 14-24-1-236
OU – Bomar, 17-30-1-229
- Receiving: OU – Finley, 9-67
OU – Kelly, 7-79
- Tackles: OU – Trucks, 14
OU – Alexander, 9

GAME SUMMARY

Oklahoma linebacker Clint Ingram made a leaping interception of Oregon quarterback Brady Leaf's pass at the 10-yard line with 33 seconds left to preserve the Sooners' 17-14 upset of the No. 6 Oregon Ducks. Rhett Bomar threw a 17-yard touchdown pass to fullback J.D. Runnels for a 10-7 Oklahoma lead with 9:20 to play in the third quarter. Late in the third, Adrian Peterson's backup, Kejuan Jones, scored on an 8-yard run to make it 17-7. Peterson softened the Ducks with three bruising carries on the drive for 36 yards, including a 20-yard gain when he leveled safety J.D. Nelson.



2007 FIESTA BOWL
Jan. 1 • Glendale, Ariz. (73,719)

BOISE STATE	43
OKLAHOMA	42

	BSU	OU
First Downs	16	23
Rushes-Yardage	35-110	38-174
Passing Yards	267	233
Passes-Comp-Int	30-20-1	32-19-3
Plays-Yards	65-377	70-407
Fumbles-Lost	2-2	1-1
Penalties-Yards	8-63	6-35
Punts-Average	8-38.2	5-33.2
Time of Possession	28:21	31:39
Third Down Conversions	4-14	2-10
Sacks By-Yards	2-13	3-16

SCORE BY QUARTER

Boise State	14	7	7	7	8	-	43
Oklahoma	7	3	7	18	7	-	42

SCORING

- BSU – James 49 yd pass from Zabransky (Montgomery kick), 0-7
- BSU – Johnson, 2 yd run (Montgomery kick), 0-14
- OU – Johnson 8 yd pass from Thompson (Hartley kick), 7-14
- OU – Hartley, 28 yd field goal, 10-14
- BSU – James 32 yd pass from Zabransky (Montgomery kick), 10-21
- BSU – Tadman 27 yd interception return (Montgomery kick) 10-28
- OU – Peterson 8 yd run (Hartley kick), 17-28
- OU – Hartley 28 yd field goal, 20-28
- OU – Chaney 5 yd pass from Thompson (Iglesias from Thompson), 28-28
- OU – Walker 33 yd interception return (Hartley kick) 25-28
- BSU – Rabb 35 yd pass from Zabransky (Montgomery kick), 35-35
- OU – Peterson 25 yd run (Hartley kick), 42-35
- BSU – Schoumann 5 yd pass from Parretta (Johnson run), 42-43

STATISTICAL LEADERS

- Rushing: BSU – Johnson, 23-101
OU – Peterson, 20-77
- Passing: BSU – Zabransky, 19-29-1-262-3
OU – Thompson, 19-32-3-233-2
- Receiving: BSU – Schouman, 8-72
OU – Iglesias, 6-120
- Tackles: BSU – Wilson, 10
OU – Alexander, 17

GAME SUMMARY

A pair of Boise State trick plays at the end of regulation and overtime ended Oklahoma's comeback and sealed a perfect season for the Broncos.



2008 FIESTA BOWL
Jan. 1 • Glendale, Ariz. (70,016)

WEST VIRGINIA	48
OKLAHOMA	28

	WVU	OU
First Downs	17	25
Rushes-Yardage	39-349	43-177
Passing Yards	176	242
Passes-Comp-Int	19-10-0	33-21-1
Plays-Yards	58-525	76-419
Fumbles-Lost	0-0	1-0
Penalties-Yards	8-110	13-113
Punts-Average	4-58.5	4-47.0
Time of Possession	25:43	34:17
Third Down Conversions	4-12	4-16
Sacks By-Yards	3-22	0-0

SCORE BY QUARTER

West Virginia	6	14	14	14	-	48
Oklahoma	0	6	9	13	-	28

SCORING

- WVU – McAfee 38 yd field goal, 0-3
- WVU – McAfee 42 yd field goal, 0-6
- OU – Hartley 37 yd field goal, 3-6
- WVU – Schmitt 57 yd run (McAfee kick), 3-13
- OU – Hartley 24 yd field goal, 6-13
- WVU – Reynaud 21 yd pass from White (McAfee kick), 6-20
- OU – Hartley 42 yd field goal, 9-20
- OU – Brown 1 yd run (Conversion failed), 15-20
- WVU – Devine 17 yd run (McAfee kick), 15-27
- WVU – Reynaud 30 yd run (McAfee kick), 15-34
- OU – Chaney 19 yd pass from Bradford (Conversion failed), 21-34
- WVU – Gonzales 79 pass from White (McAfee kick), 21-41
- OU – Iglesias 15 yd pass from Bradford (Hartley kick), 28-41
- WVU – Devine 65 yd run (McAfee kick), 28-48

STATISTICAL LEADERS

- Rushing: WVU – White, 20-150
OU – Patrick, 14-82
- Passing: WVU – White, 10-19-0-176-2
OU – Bradford, 21-33-1-242-2
- Receiving: WVU – Reynaud, 5-42
OU – Iglesias, 8-53
- Tackles: WVU – Mundy, 11
OU – Lofton, 15

GAME SUMMARY

West Virginia quarterback Pat White rushed for 150 yards and running back Noel Devine added 108 more as the No. 9 Mountaineers upset the No. 3-ranked Oklahoma Sooners. West Virginia never trailed despite the passing of OU quarterback Sam Bradford, who hit on 21-of-33 for 242 yards and two touchdowns.



2009 BCS CHAMPIONSHIP
Jan. 1 • Miami, Fla. (78,468)

FLORIDA	24
OKLAHOMA	14

	UF	OU
First Downs	24	25
Rushes-Yardage	44-249	29-107
Passing Yards	231	256
Passes-Comp-Int	30-18-2	41-26-2
Plays-Yards	74-480	70-363
Fumbles-Lost	0-0	0-0
Penalties-Yards	8-81	4-31
Punts-Average	3-51.7	3-38.7
Time of Possession	34:57	25:03
Third Down Conversions	12-17	6-13
Sacks By-Yards	2-18	0-0

SCORE BY QUARTER

Florida	0	7	7	10	-	24
Oklahoma	0	7	0	7	-	14

SCORING

- UF – Murphy 20 yd pass from Tebow (Phillips kick), 0-7
- OU – Gresham 6 yd pass from Bradford (Stevens kick), 7-7
- UF – Harvin 2 yd run (Phillips kick), 7-14
- OU – Gresham 11 yd pass from Bradford (Stevens kick), 14-14
- UF – Phillips 27 yd field goal, 14-17
- UF – Nelson 4 yd pass from Tebow (Phillips kick), 14-24

STATISTICAL LEADERS

- Rushing: UF – Harvin, 9-122
OU – Brown, 22-110
- Passing: UF – Tebow, 18-30-2-231-2
OU – Bradford, 26-41-2-256-2
- Receiving: UF – Hernandez, 5-57
OU – Gresham, 8-62
- Tackles: UF – Haden & Stamper, 10
OU – Harris, 11

GAME SUMMARY

Playing in their third national title game in six years, the No. 1-ranked Oklahoma Sooners were upset in their opponent's backyard as the No. 2 Florida Gators prevailed, 24-14. Tied at the half, Florida outscored OU 17-7 in the second half despite the 110-yard rushing effort by Chris Brown and 256 yards passing from Heisman Trophy winner Sam Bradford. Tight end Jermaine Gresham led all players with eight catches, including two touchdowns. OU was unable to overcome two costly stops inside the 10-yard line and two interceptions that were initially touched by Oklahoma receivers.



2009 SUN BOWL	
Dec. 31 • El Paso, Texas (53,713)	
OKLAHOMA	31
STANFORD	27

	OU	SU
First Downs	28	13
Rushes-Yards	38-59	39-145
Passing Yards	418	117
Passes-Comp-Int	51-30-1	19-8-2
Plays-Yards	89-477	58-262
Fumbles-Lost	2-1	2-0
Penalties-Yards	9-85	9-77
Punts-Average	5-39.2	6-44.0
Time of Possession	31:16	28:44
Third Down Conversions	10-20	1-12
Sacks By-Yards	1-6	0-0

SCORE BY QUARTER

Oklahoma	10	7	14	0	-	31
Stanford	7	17	0	3	-	27

SCORING

OU – Broyles 30 yd pass from Jones (O'Hara kick), 7-0
 STAN – Marecic 1 yd run (Whitaker kick), 7-7
 OU – O'Hara 28 yd field goal, 10-7
 STAN – Gerhart 19 yd run (Whitaker kick), 10-14
 OU – Broyles 13 yd pass from Jones (O'Hara kick), 17-14
 STAN – Gerhart 0 yd fumble recovery (Whitaker kick), 17-21
 STAN – Whitaker 35 yd field goal, 17-24
 OU – Broyles 6 yd pass from Jones (O'Hara kick), 24-24
 OU – Murray 1 yd run (O'Hara kick), 31-24
 STAN – Whitaker 21 yd field goal, 31-27

STATISTICAL LEADERS

Rushing: OU – Brown 12-46
 STAN – Gerhart 32-135
 Passing: OU – Jones 30-51-1-418-3
 STAN – Pritchard 8-19-2-117-0
 Receiving: OU – Broyles 13-156
 STAN – Whalen 3-65
 Tackles: OU – Reynolds 12
 STAN – Skov 15

GAME SUMMARY

Landry Jones and Ryan Broyles lit up Stanford with record-setting performances as Oklahoma notched a 31-27 win in the 76th Brut Sun Bowl. Broyles set OU single game and Sun Bowl marks with 13 receptions. Those catches went for 156 yards and three touchdowns, the highest TD total ever by a Sooner in bowl play and a Sun Bowl record. Jones also set an OU bowl record with 418 passing yards, the second-highest total in the history of the Sun Bowl.



2011 FIESTA BOWL	
Jan. 1 • Glendale, Ariz. (67,232)	
CONNECTICUT	20
OKLAHOMA	48

	UC	OU
First Downs	19	27
Rushes-Yards	41-112	30-95
Passing Yards	223	429
Passes-Comp-Int	39-19-2	50-34-1
Plays-Yards	80-335	80-524
Fumbles-Lost	1-0	3-1
Penalties-Yards	3-25	1-3
Punts-Average	7-46.9	4-40.8
Time of Possession	31:49	28:11
Third Down Conversions	5-17	7-15
Sacks By-Yards	0-0	3-19

SCORE BY QUARTER

Connecticut	0	10	10	0	-	20
Oklahoma	14	6	14	14	-	48

SCORING

OU – Hanna 8 yd pass from Jones (Stevens kick), 7-0
 OU – Murray 3 yd run (Stevens kick), 14-0
 UC – Gratz 46 yd interception return (Teggart kick), 14-7
 OU – Stevens 41 yd field goal, 17-7
 OU – Stevens 24 yd field goal, 20-7
 UC – Teggart 37 yd field goal, 20-10
 OU – Kenney 59 yd pass from Jones (Stevens kick), 27-10
 OU – Fleming 55 yd interception return (Stevens kick), 34-10
 UC – Frey 95 yd kickoff return (Teggart kick), 34-17
 UC – Teggart 38 yd field goal, 34-20
 OU – Broyles 5 yd pass from Jones (Stevens kick), 41-20
 OU – Jefferson 22 yd interception return (Stevens kick), 48-20

STATISTICAL LEADERS

Rushing: UC – Todman 32-121
 OU – Murray 25-93
 Passing: UC – Frazer 19-39-2-223-0
 OU – Jones 34-49-1-429-3
 Receiving: UC – Moore 4-62
 OU – Broyles 13-170
 Tackles: UC – Lutrus 11
 OU – T. Lewis 10

GAME SUMMARY

Landry Jones and Ryan Broyles had record-setting games, Oklahoma's defense scored two touchdowns while holding UConn's offense without one, and the ninth-ranked Sooners earned a 48-20 victory over Connecticut in the Fiesta Bowl.



2011 INSIGHT BOWL	
Dec. 31 • Tempe, Ariz. (54,247)	
IOWA	14
OKLAHOMA	31

	UI	OU
First Downs	14	31
Rushes-Yardage	37-76	37-114
Passing Yards	216	161
Passes-Comp-Int	45-23-2	25-16-1
Plays-Yards	82-292	62-275
Fumbles-Lost	1-0	0-0
Penalties-Yards	6-36	6-45
Punts-Average	6-44.3	6-50.3
Time of Possession	33:14	26:46
Third Down Conversions	6-17	4-12
Sacks By-Yards	2-18	3-22

SCORE BY QUARTER

Iowa	0	0	0	14	-	14
Oklahoma	7	7	7	10	-	31

SCORING

OU – Bell 4 yd run (Hunnicuttt kick), 7-0
 OU – Bell 4 yd run (Hunnicuttt kick), 14-0
 OU – Ratterree 3 yd pass from Jones (Hunnicuttt kick), 21-0
 UI – Fiedorowicz 5 yd pass from Vandenberg (Meyer kick), 21-7
 UI – Canzeri 9 yd pass from Vandenberg (Meyer kick), 21-14
 OU – Hunnicutt 35 yd field goal, 24-14
 OU – Bell 21 yd run (Hunnicuttt kick), 31-14

STATISTICAL LEADERS

Rushing: Iowa – Canzeri, 22-58
 OU – Bell, 10-51
 Passing: Iowa – Vandenberg, 23-44-1-216
 OU – Jones, 16-25-1-161
 Receiving: Iowa – Canzeri, 6-28
 OU – Jackson, 3-45
 Tackles: Iowa – Nielsen, 8
 OU – Jefferson/Fleming, 7

GAME SUMMARY

Oklahoma won its 10th game of the year for a nation-leading 33rd 10-win season as the Sooners grounded out a 31-14 victory over Iowa. Oklahoma led 14-0 at the half behind two rushing touchdowns from backup quarterback Blake Bell. Jamell Fleming earned his second straight defensive MVP in a bowl game with an interception that led to an OU touchdown while Landry Jones moved into a tie for most experienced quarterback in OU history with his 37th career start at the position.



2013 COTTON BOWL
Jan. 4 • Arlington, Texas (87,025)

TEXAS A&M	41
OKLAHOMA	13

	TAMU	OU
First Downs	28	27
Rushes-Yardage	31-326	34-123
Passing Yards	307	278
Passes-Comp-Int	23-35-1	35-49-1
Plays-Yards	66-633	83-401
Fumbles-Lost	0-0	0-0
Penalties-Yards	7-60	7-47
Punts-Average	4-34.8	5-49.4
Time of Possession	23:11	36:49
Third Down Conversions	5-11	8-15
Sacks By-Yards	1-7	0-0

SCORE BY QUARTER

Texas A&M	7	7	20	7	-	41
Oklahoma	3	10	0	0	-	13

SCORING

- TAMU – Manziel 23 yd run (Bertolet kick), 0-7
- OU – Hunnicutt 23 yd field goal, 3-7
- OU – Hunnicutt 24 yd field goal, 6-7
- TAMU – Manziel 5 yd run (Bertolet kick), 6-14
- OU – Brown 6 yd pass from Jones (Hunnicutt kick), 13-14
- TAMU – Malena 7 yd run (Bertolet kick), 13-21
- TAMU – Williams 30 yd run (Bertolet kick failed), 13-27
- TAMU – Swope 33 yd pass from Manziel (Bertolet kick), 13-34
- TAMU – Nwachukwu 34 yd pass from Manziel (Bertolet kick), 13-41

STATISTICAL LEADERS

- Rushing: TAMU – Manziel, 17-229
OU – Clay, 10-44
- Passing: TAMU – Manziel, 22-34-1-287-2
OU – Jones, 35-48-1-278-1
- Receiving: TAMU – Swope, 8-104
OU – Saunders, 9-63
- Tackles: TAMU – Harris, 10
OU – Colvin/J. Harris, 9

GAME SUMMARY

Up by a point on No. 11 Oklahoma at halftime, No. 9 Texas A&M, led by Heisman Trophy winner Johnny Manziel, pulled away in the third quarter to break the Sooners' three-game bowl win streak. OU senior quarterback Landry Jones completed 35 of 48 passes for 278 yards with a touchdown and an interception, finishing his career as a Sooner in the same place it started at Cowboys Stadium.



2014 SUGAR BOWL
Jan. 2 • New Orleans, La. (70,473)

OKLAHOMA	45
ALABAMA	31

	OU	UA
First Downs	24	20
Rushes-Yardage	30-81	35-129
Passing Yards	348	387
Passes-Comp-Int	44-32-1	30-19-2
Plays-Yards	74-429	65-516
Fumbles-Lost	1-0	3-3
Penalties-Yards	11-95	6-45
Punts-Average	6-42.3	4-43.5
Time of Possession	30:55	29:05
Third Down Conversions	7-15	6-12
Sacks By-Yards	7-54	1-5

SCORE BY QUARTER

Oklahoma	14	17	0	14	-	45
Alabama	10	7	7	7	-	31

SCORING

- ALA – Yeldon 1 yd run (Foster kick), 0-7
- OU – Bester 45 yd pass from Knight (Hunnicutt kick), 7-7
- ALA – Foster 27 yd field goal, 7-10
- OU – Saunders 8 yd pass from Knight (Hunnicutt kick), 14-10
- ALA – White 67 yd pass from McCarron (Foster kick), 14-17
- OU – Hunnicutt 47 yd field goal, 17-17
- OU – Saunders 43 yd pass from Knight (Hunnicutt kick), 24-17
- OU – Shepard 13 yd run (Hunnicutt kick), 31-17
- ALA – Henry 43 yd run (Foster kick), 31-24
- OU – Shepard 9 yd pass from Knight (Hunnicutt kick), 38-24
- ALA – Henry 61 yd pass from McCarron (Foster kick), 38-31
- OU – Grissom 8 yd fumble recovery (Hunnicutt kick), 45-31

STATISTICAL LEADERS

- Rushing: OU – Clay, 17-44
ALA – Henry, 8-100
- Passing: OU – Knight, 32-44-1-348, 4
ALA – McCarron, 19-30-2-387, 2
- Receiving: OU – Shepard, 7-63, 1
ALA – Cooper, 9-121
- Tackles: OU – Striker, 7
ALA – Jackson, 10

GAME SUMMARY

Trevor Knight threw for 348 yards and four scores, while the defense tallied seven sacks and forced four turnovers as the Sooners defeated Alabama 45-31. Knight was named MVP after setting a Sugar Bowl record with 32 completions and his four record-tying touchdown tosses. Sterling Shepard and Brennan Clay led the way with seven catches each and Lacoltan Bester paced OU with 105 receiving yards.



2014 RUSSELL ATHLETIC BOWL
Dec. 29 • Orlando, Fla. (40,071)

OKLAHOMA	6
CLEMSON	40

	OU	CU
First Downs	17	22
Rushes-Yardage	31-172	42-68
Passing Yards	103	319
Passes-Comp-Int	37-17-3	37-26-0
Plays-Yards	68-275	79-387
Fumbles-Lost	2-2	1-0
Penalties-Yards	8-80	4-20
Punts-Average	9-49.9	8-41.1
Time of Possession	27:36	32:24
Third Down Conversions	2-12	7-19
Sacks By-Yards	4-25	1-8

SCORE BY QUARTER

Oklahoma	0	0	0	6	6
Clemson	17	10	13	0	40

SCORING

- CU – Scott 65 yd pass from Stoudt (Lakip kick), 0-7
- CU – Lakip 34 yd field goal, 0-10
- CU – Boulware 47 yd INT return (Lakip kick), 0-17
- CU – Lakip 49 yd field goal, 0-20
- CU – Williams 26 yd pass from Stoudt (Lakip kick), 0-27
- CU – Stoudt 2 yd run (Lakip kick), 0-34
- CU – Hopper 24 yd pass from Stoudt (Lakip kick), 0-40
- OU – Ross 11 yd run (kick blocked), 6-40

STATISTICAL LEADERS

- Rushing: OU – Perine, 23-134
CU – Gallman, 19-55
- Passing: OU – Knight, 17-37-3-103-0
CU – Stoudt, 26-36-0-319-3
- Receiving: OU – Quick, 7-46
CU – Williams, 9-112-1
- Tackles: OU – Striker, 12
CU – Wiggins, 7

GAME SUMMARY

Cole Stoudt threw for three touchdowns and ran for another, and 18th-ranked Clemson defeated Oklahoma 40-6 in the Russell Athletic Bowl. Stoudt was 26 for 36 for a season-high 319 yards. He was sacked four times, but Clemson never turned the ball over. Meanwhile, the Tigers, who came in ranked No. 1 in the nation in total defense, held the Sooners' offense to just 275 yards. Oklahoma had five turnovers, including three interceptions. The Sooners' lone score came in the fourth quarter when Alex Ross ran it in from 11 yards out.

2015 ORANGE BOWL	
Dec. 31 • Miami, Fla. (67,615)	
OKLAHOMA	17
CLEMSON	37

	OU	CU
First Downs	24	30
Rushes-Yards	33-67	58-312
Passing Yards	311	218
Passes-Comp-Int	43-26-2	32-17-1
Plays-Yards	76-378	90-530
Fumbles-Lost	0-0	1-0
Penalties-Yards	5-65	5-40
Punts-Average	6-38.8	3-40.3
Time of Possession	24:45	35:15
Third Down Conversions	5-13	9-19
Sacks By-Yards	2-8	5-41

SCORE BY QUARTER

Oklahoma	7	10	0	0	-	17
Clemson	3	13	14	7	-	37

SCORING

OU – Perine 1 yd run (Seibert kick), 7-0
 CU – Huegel 26 yd field goal, 7-3
 CU – Watson 5 yd run (Huegel kick), 7-10
 CU – Huegel 36 yd field goal, 7-13
 OU – Seibert 22 yd field goal, 10-13
 CU – Huegel 43 yd field goal, 10-16
 OU – Andrews 11 yd pass from Mayfield (Seibert kick), 17-16
 CU – Gallman 1 yd run (Huegel kick), 17-23
 CU – Renfrow 35 yd pass from Watson (Huegel kick), 17-30
 CU – Gallman 4 yd run (Huegel kick), 17-37

STATISTICAL LEADERS

Rushing: OU – Perine, 15-58
 CU – Gallman, 26-150
 Passing: OU – Mayfield, 26-41-2-311-1
 CU – Watson, 16-31-1-187-1
 Receiving: OU – Shepard, 7-87
 CU – Scott, 5-63
 Tackles: OU – Alexander, 12
 CU – Green, 10

GAME SUMMARY

Making their first ever College Football Playoff appearance, the Sooners took a 17-16 halftime lead over undefeated and No. 1-ranked Clemson. Oklahoma got a one-yard score from Samaje Perine and an 11-yard pass from Baker Mayfield to Mark Andrews in the first half, but Clemson's defense kept OU off the scoreboard for the remainder of the contest. Mayfield set an OU Orange Bowl record with 311 passing yards, and Sterling Shepard paced the team with 87 receiving yards to tie his father's school record in the event. Dominique Alexander led the Sooners with eight tackles.

2017 SUGAR BOWL	
Jan. 2 • New Orleans, La. (54,077)	
AUBURN	19
OKLAHOMA	35

	AU	OU
First Downs	22	28
Rushes-Yards	46-185	43-228
Passing Yards	154	296
Passes-Comp-Int	13-27-1	19-28-0
Plays-Yards	73-339	71-524
Fumbles-Lost	0-0	2-0
Penalties-Yards	6-63	10-100
Punts-Average	5-49.2	3-45.7
Time of Possession	26:42	33:18
Third Down Conversions	5-15	5-10
Sacks By-Yards	0-0	0-0

SCORE BY QUARTER

Auburn	7	6	0	6	-	19
Oklahoma	0	14	14	7	-	35

SCORING

AU – Cox 3 yd run (Carlson kick), 0-7
 OU – Andrews 13 yd pass from Mayfield (Seibert kick), 7-7
 AU – Carlson 49 yd field goal, 7-10
 OU – Mixon 3 yd run (Seibert kick), 14-10
 AU – Carlson 39 yd field goal, 14-13
 OU – Westbrook 7 yd pass from Mayfield (Seibert kick), 21-13
 OU – Mixon 4 yd run (Seibert kick), 28-13
 OU – Perine 2 yd run (Seibert kick), 35-13
 AU – Harris 1 yd pass from Johnson (no kick), 35-19

STATISTICAL LEADERS

Rushing: AU – Pettway, 24-101
 OU – Mixon, 19-91
 Passing: AU – J. Johnson, 9-5-1-93-0
 OU – Mayfield, 28-19-0-296-2
 Receiving: AU – Slayton, 1-56
 OU – Mixon, 5-89
 Tackles: AU – Roberts/Davis, 8
 OU – Kelly, 12

GAME SUMMARY

OU registered its 10th consecutive win and gave Bob Stoops his second Sugar Bowl triumph in his final game as head coach. Samaje Perine rushed for 88 yards, pushing him past Billy Sims and into first on OU's career rushing yards list (4,122), while Baker Mayfield threw for 296 yards and a pair of TDs. Joe Mixon led the Sooners with 91 rushing yards and two scores on 19 carries and logged five catches for a game-high 89 yards. Oklahoma held Auburn to 339 total yards, just 154 through the air. Freshman Caleb Kelly led OU with a career-high 12 tackles, and Jordan Thomas recorded the game's only interception midway through the fourth quarter to extinguish Auburn's hopes of a comeback. OU outscored the Tigers 21-0 in the second half until Auburn found the end zone on the game's final play.

OU'S RECORD IN THE BOWLS

BCS Championship	0-1-0
Bluebonnet Bowl	0-1-1
Citrus Bowl	0-1-0
Cotton Bowl	1-1-0
Fiesta Bowl	2-3-0
Gator Bowl	2-1-0
Holiday Bowl	1-0-0
Independence Bowl	0-1-0
Insight/Copper Bowl	1-1-0
Orange Bowl	12-7-0
Rose Bowl	1-0-0
Russell Athletic Bowl	0-1-0
Sugar Bowl	6-2-0
Sun Bowl	3-0-0
Overall Record	29-20-1

TEAM BOWL RECORDS

Total Yards

- 618 yards..... 1991 Gator Bowl (vs. Virginia)
- 524 yards.....2017 Sugar (vs. Auburn)
.....2011 Fiesta Bowl (vs. Connecticut)
- 481 yards.. 1999 Independence Bowl (vs. Ole Miss)
- 477 yards.....2009 Sun Bowl (vs. Stanford)

Net Rushing Yards

- 439 yards..... 1972 Sugar Bowl (vs. Auburn)
- 417 yards.... 1983 Fiesta Bowl (vs. Arizona State)
- 415 yards.....1976 Fiesta Bowl (vs. Wyoming)
- 411 yards...1980 Orange Bowl (vs. Florida State)
- 409 yards..... 1981 Sun Bowl (vs. Houston)

Net Passing Yards

- 429 yards.....2011 Fiesta Bowl (vs. Connecticut)
- 418 yards.....2009 Sun Bowl (vs. Stanford)
- 390 yards.. 1999 Independence Bowl (vs. Ole Miss)
- 357 yards..... 1991 Gator Bowl (vs. Virginia)
- 348 yards..... 2014 Sugar Bowl (vs. Alabama)

Fewest Total Yards Allowed

- 50 yards.....2002 Cotton Bowl (vs. Arkansas)
- 159 yards..... 1950 Sugar Bowl (vs. LSU)
- 182 yards...1980 Orange Bowl (vs. Florida State)
- 189 yards..... 1951 Sugar Bowl (vs. Kentucky)
- 196 yards..... 1973 Sugar Bowl (vs. Penn State)

Fewest Rushing Yards Allowed

- 4 yards...2002 Rose Bowl (vs. Washington State)
- 27 yards.....2001 Orange Bowl (vs. Florida State)
- 38 yards.....2002 Cotton Bowl (vs. Arkansas)
38 yards..... 1950 Sugar Bowl (vs. LSU)
- 40 yards.....1972 Sugar Bowl (vs. Auburn)

Fewest Net Passing Yards Allowed

- 13 yards.....2002 Cotton Bowl (vs. Arkansas)
- 33 yards.....1976 Orange Bowl (vs. Michigan)
- 36 yards..... 1954 Orange Bowl (vs. Maryland)
- 46 yards..... 1956 Orange Bowl (vs. Maryland)
- 51 yards.....1980 Orange Bowl (vs. Florida State)
51 yards.....1976 Fiesta Bowl (Wyoming)

Most Points Scored

- 48 points.....2011 Fiesta Bowl (vs. Connecticut)
48 points..... 1991 Gator Bowl (vs. Virginia)
48 points.....1958 Orange Bowl (vs. Duke)
- 45 points..... 2014 Sugar Bowl (vs. Alabama)
- 42 points..... 2007 Fiesta Bowl (vs. Boise State)
- 42 points.....1987 Orange Bowl (vs. Arkansas)

Fewest Points Allowed

- 0 points.....1973 Sugar Bowl (vs. Penn St.)
0 points..... 1954 Orange Bowl (vs. Maryland)
0 points..... 1950 Sugar Bowl (vs. LSU)
- 2 points.....2001 Orange Bowl (vs. Florida State)
- 3 points.....2002 Cotton Bowl (vs. Arkansas)

INDIVIDUAL BOWL RECORDS

Rushing Yardage

- Marcus Dupree ... 1983 Fiesta Bowl....239 yards
- Fred Sims..... 1981 Sun Bowl.....181 yards
- Leon Heath..... 1950 Sugar Bowl....170 yards
- Billy Sims..... 1980 Orange Bowl...164 yards
- Jack Mildren..... 1971 Sugar Bowl....149 yards

Rushing Touchdowns

- Blake Bell 2011 Insight Bowl.....3
Mike Gaddis..... 1991 Gator Bowl.....3
Jack Mildren..... 1972 Sugar Bowl.....3
Eddy Davis..... 1946 Gator Bowl.....3
- Several tied with 2
Last: Joe Mixon (2017 Sugar Bowl)

Total Carries

- Steve Owens.... 1968 Astro-Bluebonnet Bowl..36
- Quentin Griffin... 2003 Rose Bowl30
Jack Mildren..... 1971 Sugar Bowl.....30
- Jim Grisham 1963 Orange Bowl.....28
- Four tied with 25
Last: DeMarco Murray (2011 Fiesta Bowl)

Passing Yardage

- Landry Jones 2011 Fiesta Bowl429
- Landry Jones 2009 Sun Bowl.....418
- Josh Heupel..... 1999 Independence Bowl...390
- Trevor Knight 2014 Sugar Bowl.....348
- Cale Gundy..... 1991 Gator Bowl.....329

Pass Completions

- Josh Heupel..... 1999 Independence Bowl...39
- Landry Jones 2013 Cotton Bowl.....35
- Landry Jones 2011 Fiesta Bowl.....34
- Trevor Knight 2014 Sugar Bowl.....32
- Landry Jones 2009 Sun Bowl.....30

Pass Attempts

- Josh Heupel..... 1999 Independence Bowl...53
- Landry Jones 2009 Sun Bowl.....51
- Landry Jones 2011 Fiesta Bowl.....49
- Landry Jones 2013 Cotton Bowl.....48
- Trevor Knight 2014 Sugar Bowl.....44

Touchdown Passes

- Trevor Knight 2014 Sugar Bowl.....4
- Landry Jones 2011 Fiesta Bowl.....3
Landry Jones 2009 Sun Bowl.....3
Josh Heupel..... 1999 Independence Bowl.....3
Cale Gundy 1993 John Hancock Bowl.....3

Reception Leaders

- Ryan Broyles..... 2011 Fiesta Bowl.....13
Ryan Broyles..... 2009 Sun Bowl.....13
- Jarrail Jackson.... 1999 Independence Bowl....10
- Quentin Griffin.... 2002 Cotton Bowl.....9
Jalen Saunders... 2013 Cotton Bowl.....9

Reception Yardage

- Ryan Broyles..... 2011 Fiesta Bowl170
- Ben Hart..... 1965 Gator Bowl.....165
- Ryan Broyles..... 2009 Sun Bowl156
- Cameron Kenney.. 2011 Fiesta Bowl 154
- Johnny Barr 1968 Astro-Bluebonnet Bowl.. 138

Touchdown Receptions

- Ryan Broyles.....2009 Sun Bowl..... 3
- Jalen Saunders.....2014 Sugar Bowl..... 2
Jermaine Gresham ..2009 BCS Championship .. 2
Travis Wilson.....2005 Orange Bowl..... 2
Rickey Brady.....1993 John Hancock Bowl.. 2
Joey Mickey.....1991 Gator Bowl..... 2
Johnny Barr1968 Astro-Bluebonnet 2

CAREER BOWL LEADERS

Rushing Yardage

- Leon Heath1948-50 349
- Quentin Griffin.....1999-02 326
Lydell Carr1984-87 326
- Billy Sims.....1975-79 305
- Samaje Perine2014-16 278
- Greg Pruitt1970-72 278

Rushing Touchdowns

- Blake Bell2011-14 3
Kejuan Jones2002-05 3
Jerald Moore1993-94 3
Mike Gaddis.....1988-91 3
Stanley Wilson1979-82 3
Billy Sims.....1975-79 3
Greg Pruitt.....1970-72 3
Jack Mildren1969-71 3

Total Carries

- Quentin Griffin.....1999-02 72
- Adrian Peterson2004-07 68
- Leon Crosswhite1970-72 59
- Samaje Perine2014-16 55
Billy Sims.....1975-79 55

Passing Yardage

- Landry Jones2009-12 1,286
- Baker Mayfield.....2015- 607**
- Josh Heupel.....1999-00 604
- Cale Gundy1990-93 544
- Sam Bradford2008-09 498

Pass Completions

- Landry Jones2009-12 115
- Josh Heupel.....1999-00 64
- Trevor Knight2013-14 49
- Sam Bradford2008-09 47
- Baker Mayfield.....2015- 45**

Pass Attempts

- Landry Jones2009-12 173
- Josh Heupel.....1999-00 92
- Trevor Knight2013-14 81
- Sam Bradford2008-09 74
- Jason White2004-05 73

Completion Percentage (min. 10 attempts)

- Cale Gundy1990-93702
- Josh Heupel.....1999-00696
- Landry Jones2009-12665
- Baker Mayfield.....2015-652**
- Sam Bradford2008-09635

Touchdown Passes

1. Landry Jones.....2009-12.....	8
2. Cale Gundy.....1990-93.....	5
3. Trevor Knight.....2013-14.....	4
Sam Bradford.....2008-09.....	4
5. Baker Mayfield.....2015-.....	3
Josh Heupel.....1999-00.....	3

Receptions

1. Ryan Broyles.....2009-11.....	30
2. Quentin Griffin.....1999-02.....	25
3. Juaquin Iglesias.....2005-09.....	24
4. Sterling Shepard.....2012-15.....	19
5. Kenny Stills.....2010-12.....	18

Reception Yards

1. Ryan Broyles.....2009-11.....	352
2. Juaquin Iglesias.....2005-09.....	316
3. Sterling Shepard.....2012-15.....	206
4. Quentin Chaney.....2006-09.....	203
Corey Warren.....1990-93.....	203

Touchdown Receptions

1. Ryan Broyles.....2009-11.....	4
2. Mark Andrews.....2015-.....	2
Jalen Saunders.....2012-13.....	2
Jermaine Gresham.....2006-09.....	2
Quentin Chaney.....2006-09.....	2
Travis Wilson.....2002-05.....	2
Rickey Brady.....1990-93.....	2
Joey Mickey.....1989-92.....	2
Johnny Barr.....1968-69.....	2

OPPONENT BOWL RECORDS**Most Points**

24, Fred Biletnikoff, Florida State, 1965 Gator Bowl

Most Yards Rushing

229, Johnny Manziel, Texas A&M, 2013 Cotton Bowl

Longest Run

80, Deuce McAlister, Ole Miss, 1999 Independence Bowl

Highest Rushing Average (min. 5 attempts)

13.6, Percy Harvin, Florida, 2009 BCS Championship

Most Total Offense

516 (287 Passing, 229 Rushing), Johnny Manziel, Texas A&M, 2013 Cotton Bowl

Most Passes Completed

31, John Walsh, BYU, 1994 Copper Bowl

Most Passing Yards

454, John Walsh, BYU, 1994 Copper Bowl

Most Yards Receiving

192, Fred Biletnikoff, Florida State, 1965 Gator Bowl

Longest Pass

79, Patrick White to Tito Gonzales, West Virginia, 2008 Fiesta Bowl

Longest Interception Return

69, Howard Ehler, Florida State, 1965 Gator Bowl

Longest Punt

70, Rohn Stark, Florida State, 1980 Orange Bowl

Longest Punt Return

51, Vaughn Rivers, West Virginia, 2008 Fiesta Bowl

Most Kickoff Return Yards

137, Nick Williams, Connecticut, 2011 Fiesta Bowl

Most Points

55, Southern California, 2005 Orange Bowl

Most Rushing Yards

349, West Virginia, 2008 Fiesta Bowl

Most Passing Yards

485, BYU, 1994 Copper Bowl

Fewest Points Allowed

0, Tennessee, 1939 Orange Bowl; Alabama, 1963 Orange Bowl

Most Pass Interceptions

3, Clemson, 2014 Russell Athletic Bowl; Boise State, 2007 Fiesta Bowl; Florida State, 1980 Orange Bowl; SMU, 1968 Astro-Bluebonnet Bowl