



# OKLAHOMA FOOTBALL

7 NATIONAL CHAMPIONSHIPS ♦ 28 BOWL CHAMPIONSHIPS ♦ 45 CONFERENCE CHAMPIONSHIPS ♦ 9 BIG 12 CHAMPIONSHIPS ♦ 36 10-WIN SEASONS  
155 FIRST-TEAM ALL-AMERICANS ♦ 477 FIRST-TEAM ALL-CONFERENCE SELECTIONS ♦ 5 HEISMAN TROPHY WINNERS ♦ 68 NATIONAL AWARD WINNERS

## SERIES HISTORY:

**Overall** ..... Series tied 2-2  
**In Norman** ..... OU leads 2-0  
**At Neutral Sites** ..... OU trails 0-2  
**Last Meeting** ... Clemson 40-6 (12/29/14 in Orlando)

## TELEVISION: ESPN

**Play-by-Play** ..... Brad Nessler  
**Analyst** ..... Todd Blackledge  
**Reporter** ..... Holly Rowe

## RADIO: SOONER SPORTS NETWORK

FLAGSHIPS KOMA 1520 AM & KRXO 107.7 FM  
ONLINE: SoonerSports.com

**Play-by-Play** ..... Toby Rowland  
**Analyst** ..... Merv Johnson  
**Sideline Reporter** ..... Chris Plank  
**Sideline Analyst** ..... Ted Lehman

## NATIONAL RADIO: ESPN

SIRIUS 80, XM 80  
**Play-by-Play** ..... Bill Rosinski  
**Analyst** ..... David Norrie  
**Reporter** ..... Joe Schad

## TV PREGAME: FS SOUTHWEST

"Sooner Sports Gameday" ..... 2 p.m. CT

## ONLINE: SOONERSPORTS.COM

SoonerSports.com offers the most complete and comprehensive postgame coverage of the Sooners anywhere. Visit for game recaps, video highlights, press conferences, stats, photos and more.

## SOCIAL MEDIA: #SOONERS

**Twitter/Instagram** ..... @OU\_Football  
**Facebook** ..... Oklahoma Football  
**Snapchat** ..... OU.Football



This publication, printed by Transcript Press, is issued by the University of Oklahoma. A total of 650 copies have been prepared and distributed at no cost to the taxpayers of the State of Oklahoma. The University of Oklahoma is an equal opportunity institution. www.ou.edu/eoo (December 2015)

## GAME 13

### #4/4/3 OKLAHOMA (11-1, 8-1) VS. #1/1/1 CLEMSON (13-0, 8-0)

College Football Playoff Semifinal at the Capital One Orange Bowl  
Thursday, Dec. 31, 2015 ■ 4:10 p.m. ET ■ Miami Gardens, Fla. ■ Sun Life Stadium (66,524)



#### SOONERS

Head Coach: Bob Stoops  
Record at OU: 179-45 (17th Year)  
Overall Record: Same  
Last Game: Won 58-23 at Okla. State



#### TIGERS

Head Coach: Dabo Swinney  
Record at Clemson: 74-26 (8th Year)  
Overall Record: Same  
Last Game: Won 45-37 vs. North Carolina

## OPENING KICK

- ▶ Making its first appearance in the College Football Playoff, fourth-ranked Oklahoma (11-1 overall, 8-1 Big 12) continues pursuit of its eighth national title when it meets top-ranked Clemson (13-0, 8-0 ACC) in the Capital One Orange Bowl on Dec. 31 at 4:10 p.m. ET in Miami Gardens, Fla. The game will be televised by ESPN with **Brad Nessler**, **Todd Blackledge** and **Holly Rowe** announcing.
- ▶ Oklahoma is making its 19th Orange Bowl appearance, more than any other school (Nebraska is next with 17). OU's 12 Orange Bowl wins also pace all programs (Nebraska ranks second with eight victories). Four of the Sooners' seven national championships culminated with Orange Bowl wins.
- ▶ This marks Oklahoma's 49th bowl appearance. OU's .594 bowl winning percentage (28-19-1) is fourth best among the 15 teams with at least 40 bowl appearances.
- ▶ The Sooners are 5-0 against AP-ranked opponents this year. OU has more wins without a loss against AP-ranked foes than any team in the country.
- ▶ For the first time in school history, OU will face its fourth straight opponent ranked in the AP's top 11 when it meets No. 1 Clemson. The Sooners won their last three games (two of them on the road) by an average score of 44-29.
- ▶ Oklahoma is ranked No. 1 in ESPN's Football Power Index and No. 2 (behind Alabama) in the Sagarin power ratings.
- ▶ OU's seven-game winning streak is the fifth-longest active streak in the country and the Sooners' longest since winning 11 straight in the 2010-11 seasons. The last time OU had a longer single-season winning streak was in 2006 (eight games).
- ▶ The Sooners have secured their 13th season of at least 10 wins under 17th-year head coach **Bob Stoops**. Under his direction, Oklahoma is the only FBS program to rack up 13 seasons of double-digit victories since 2000.
- ▶ This marks OU's 17th consecutive bowl bid, all under Stoops. It is the longest streak in school history (previous record was eight under **Barry Switzer**) and the third longest active streak in the nation (Virginia Tech 23; Georgia 19).

- ▶ This year's Big 12 title was Oklahoma's ninth under Stoops, meaning he has won league championships at OU more years than he has not. No other program has claimed more than two Big 12 championships during the Stoops era.
- ▶ Oklahoma is 55-27 (.671) vs. AP Top 25 teams in the Stoops era. The win percentage is the best in the country during the span and the win total is second behind LSU (57).
- ▶ The Sooners have not played since a 58-23 Big 12-clinching win at then-No. 11/9/10 Oklahoma State on Nov. 28. OU led 14-10 after the first quarter before exploding for 30 points in the second quarter to take a 44-20 lead and put the game away. **Baker Mayfield** threw two touchdown passes and ran for 77 yards and another score. **Joe Mixon** rushed for 136 yards and two touchdowns, **Samaje Perine** ran for 131 yards and two scores, and **Jordan Thomas** intercepted two passes and returned one for a touchdown in the Sooners' win.



**Bob Stoops**, who this year registered his ninth Big 12 title, has directed the Sooners to a school-record 17th straight bowl game (the former Oklahoma record was eight under **Barry Switzer**). This year's Orange Bowl appearance marks OU's 10th showing under Stoops in either a Bowl Championship Series or College Football Playoff bowl game. Stoops and OU won the 2000 national title at the Orange Bowl.

## OU'S ORANGE BOWL HISTORY

Oklahoma's 19 Orange Bowl appearances (including this year) and 12 Orange Bowl wins are more than any other school.

School	Appearances
Oklahoma	19
Nebraska	17
Florida State	9
Miami (Fla.)	9
Alabama	8

School	Wins
Oklahoma	12
Nebraska	8
Miami (Fla.)	6

## 2015 RESULTS



<b>AKRON</b> SEPT. 5 W, 41-3	<b>@TENNESSEE</b> SEPT. 12 W, 31-24 (2OT)	<b>TULSA</b> SEPT. 19 W, 52-38	<b>WEST VIRGINIA</b> OCT. 3 W, 44-24	<b>VS. TEXAS</b> OCT. 10 L, 24-17	<b>@K-STATE</b> OCT. 17 W, 55-0	<b>TEXAS TECH</b> OCT. 24 W, 63-27	<b>@KANSAS</b> OCT. 31 W, 62-7	<b>IOWA STATE</b> NOV. 7 W, 52-16	<b>@BAYLOR</b> NOV. 14 W, 44-34	<b>TCU</b> NOV. 21 W, 30-29	<b>@OKLA. STATE</b> NOV. 28 W, 58-23
------------------------------------	---	--------------------------------------	--	---	---------------------------------------	--	--------------------------------------	---	---------------------------------------	-----------------------------------	--

## OU ATHLETICS COMMUNICATIONS (FOOTBALL CONTACTS)



### MIKE HOUCK

Assistant AD/Strategic Communications  
Office: (405) 325-8227  
Cell: (405) 249-5892  
Email: mhouck@ou.edu



### KARL ANDERSON

Assistant Director  
Office: (405) 325-8571  
Cell: (405) 595-7659  
Email: karl.anderson@ou.edu



### WES MOODY

Communications Assistant  
Office (405) 325-8413  
Email: wesmoody@ou.edu

## OKLAHOMA QUICK FACTS

### HEAD COACH BOB STOOPS

Alma Mater:	Iowa, 1983
Career Record:	179-45 (.799); 17th Year
Record at OU:	Same
Big 12 Record:	112-29 (.794)
Bowl Record:	8-8 (.500)
Big 12 Championships:	8
National Championships:	1 (2000)

### ASSISTANT COACHES

	LOCATION
Mike Stoops (Assoc. Head Coach/Def. Coord./OLBs)	PB
Cale Gundy (Asst. Head Coach/Inside Receivers)	PB
Lincoln Riley (Offensive Coordinator/Quarterbacks)	SL
Bill Bedenbaugh (Offensive Line)	SL
Jay Boulware (Special Teams/Running Backs)	SL
Kerry Cooks (Defensive Backs)	SL
Tim Kish (Inside Linebackers)	SL
Diron Reynolds (Defensive Line)	SL
Dennis Simmons (Outside Receivers)	SL

### TEAM HISTORY

First Year of Football:	1895 (this is 121st season)
All-Time Record:	861-318-53 (.720)
All-Time Conference Record:	475-151-22 (.750)
All-Time Bowl Record:	28-19-1 (.594)
National Championships (AP):	7
Years:	1950, '55, '56, '74, '75, '85, 2000
Conference Championships:	45
Big 12 Championships:	9
Years:	2000, '02, '04, '06, '07, '08, '10, '12, '15
Undefeated Seasons:	14
10-Plus-Win Seasons:	36 (most in nation)

### STADIUM INFORMATION

Name:	Gaylord Family – Oklahoma Memorial Stadium
Field Name:	Owen Field
Capacity:	82,112
Surface:	Natural Grass
First Year:	1923
Record at Stadium:	380-84-15 (.809)

### UNIVERSITY INFORMATION

Location:	Norman, Okla.
Founded:	1890
Enrollment:	30,813
Colors:	Crimson and Cream
President:	David L. Boren
Athletics Director:	Joe Castiglione

► Clemson, No. 1 in each of the College Football Playoff rankings this year, defeated North Carolina 45-37 in the ACC Championship Game to win the program's 15th conference crown. Quarterback **Deshaun Watson** was named MVP after totaling 420 yards of total offense and accounting for five touchdowns against the Tar Heels.

## FIVE TOP STORYLINES

► Oklahoma has faced four of the five teams it lost to last year and has rebounded to defeat all four of those opponents (beat Kansas State 55-0, Baylor 44-34, TCU 30-29 and Oklahoma State 58-23). The other team to beat the Sooners last year was Clemson (40-6 in the Russell Athletic Bowl).

► Oklahoma boasts the nation's best combined ranking (24) in scoring offense and scoring defense. The Sooners own the country's No. 3 scoring offense (45.8 ppg) and No. 21 scoring defense (20.8 ppg). Clemson has the fifth best combined ranking (33). It ranks No. 15 in scoring offense (38.5 ppg) and 18th in scoring defense (20.2 ppg).

► Clemson's **Deshaun Watson** and Oklahoma's **Baker Mayfield** finished third and fourth in Heisman Trophy balloting, respectively, and each quarterback has been recognized as a first-team All-American by multiple organizations. Mayfield has thrown 35 touchdown passes and five interceptions (7.0 ratio), while Watson has thrown for 30 TDs with 11 interceptions (2.7 ratio).

► The Sooners held eight of their nine Big 12 opponents to yardage totals below what they were averaging at the time of competition against OU. The nine league opponents combined to average 491 yards as they prepared to face the Sooners, but averaged a combined 347 yards (-144) against OU. See full details in the chart above.

► In the season's first six games, Oklahoma averaged 158.8 rushing yards on 3.8 yards per carry. Over the last six outings, the Sooners are averaging 311.2 rushing yards on 6.4 yards per attempt (most per carry in the nation during the stretch). Meanwhile, OU is allowing only 128.8 rushing yards (3.5 yards per carry) over the last six games.

## 'NOT-YOUR-AVERAGE' DEFENSE

OU held eight of its nine Big 12 opponents to yardage totals below what they were averaging entering their game vs. the Sooners:

Opponent	Avg. Yards Before OU	Yards vs. OU	Difference
West Virginia	543	369	-174
Texas	339	368	+29
Kansas State	370	110	-260
Texas Tech	624	425	-199
Kansas	355	216	-139
Iowa State	423	374	-49
Baylor	666	416	-250
TCU	608	390	-218
Oklahoma State	493	457	-36
<b>Averages</b>	<b>491</b>	<b>347</b>	<b>-144</b>

## NOTING OU'S SEVEN-GAME WINNING STREAK

► Since losing 21-14 to Texas on Oct. 10 in Dallas, the Sooners have dominated the opposition. Oklahoma has outscored its last seven opponents by 228 points (an average of 32.6) and has outgained them by an average of 251.8 yards.

► Dating back to the Oct. 17 win at Kansas State (last seven games), OU ranks first nationally in points per game (52.0), total offense per game (592.9 yards), total touchdowns (48), offensive TDs (46), first downs per game (29.6) and interceptions (15).

► Quarterback **Baker Mayfield** has completed 70.7 percent of his passes over the last seven games (average of 256.6 yards; has exited four of the seven early, one at halftime) with 21 TDs and just two interceptions. Dating back to Oct. 17, Mayfield ranks first nationally in pass TD/interception ratio (10.5), second in pass efficiency rating (183.9) and passing TDs, and third in completion percentage (70.7) and touchdown percentage (11.0).

► Running backs **Samaje Perine** (132.4) and **Joe Mixon** (84.1) are averaging a combined 216.5 rushing yards and have totaled 18 rushing TDs over the last seven games. Perine is averaging 7.2 yards a carry during the stretch while Mixon ranks third nationally during the period by averaging 7.6. Perine's 12 rushing TDs since Oct. 17 rank second nationally.

► Wide receiver **Sterling Shepard** ranks third nationally since Oct. 17 in TD receptions (8) and yards from scrimmage per touch (14.8), and fourth in receiving yards per game (112.1; minimum seven games).

► Kicker **Austin Seibert** leads the nation since Oct. 17 in made extra points (45) and ranks fourth in points per game (10.3).

► Cornerback **Zack Sanchez** has registered five interceptions since Oct. 17, tied for the most in the nation. The five picks have basically come in four games. Sanchez missed two games during the seven-game stretch due to an ankle injury and all but one play of another for the same reason.

## STREAKING SOONERS

Oklahoma was good in its first five games of the season, but has really elevated its play on both sides of the ball the last seven outings, all wins.

Category	First 5	Last 7
Points/Game	37.0	52.0
Opponent Points/Game	22.6	19.4
Total Yards/Game	473.0	592.9
Opponent Yards/Game	364.0	341.1
Rushing Yards/Game	144.2	299.9
Opponent Rushing Yards/Game	190.4	119.7
Rushing Yards/Carry	3.6	6.1
Opponent Rushing Yards/Carry	4.0	3.3
Sacks/Game	3.0	3.3
Turnovers Forced/Game	1.4	2.7

## SOONERS STATE CASE AS NATION'S MOST COMPLETE TEAM

► No team in the country can claim to be a more complete team than Oklahoma. The Sooners possess the nation's best combined ranking (24) in scoring offense (No. 3) and scoring defense (No. 21), and are the only FBS squad that ranks in the top 35 nationally in points per game, points allowed per game, yards per game (7th), yards allowed per game (31st), rushing yards per game (17th), passing yards per game (18th), sacks per game (4th), interceptions per game (7th), turnover margin (14th) and net punt- ing average (7th).

► **OFFENSE:** Oklahoma is the highest scoring football program of all-time, and only two Sooner teams have ever averaged more points than the 45.8 this year's squad is averaging. Over the past seven games, OU has kicked it up a couple notches, averaging 52.0 points per contest. The Sooners have accounted for more than 500 yards of offense in each of the last seven games, and three of the top five single-game yardage totals of the 17-year Bob Stoops era have been recorded this year, including the top figure of 773 (vs. Tulsa).

► **DEFENSE:** OU leads the Big 12 in scoring defense (20.8 ppg), total defense (350.7 ypg), rushing defense (149.2 ypg), pass- ing defense (201.5 ypg) and pass efficiency defense (108.0). In the 19 years of the Big 12, no team has ever finished the season as the league's leader in all of those categories.

► **PUNTING:** OU ranks seventh nationally in net punting average (41.5 yards) and leads the nation by surrendering 0.7 yards per punt return (opponents have returned 10 punts for a total of seven yards; only one other team is below 2.0 yards per return).

**2015 TEAM STATS COMPARISON**

	OU	CLEMSON
Points Per Game	45.8	38.5
Points Allowed/Game	20.5	20.2
First Downs/Game	27.3	25.5
Rushing Yards/Game	235.0	222.2
Opp. Rushing Yards/Game	149.2	128.8
Passing Yards/Game	307.9	288.5
Opp. Passing Yards/Game	201.5	166.9
Total Offense/Game	542.9	510.6
Total Defense/Game	350.7	295.7
INTs Thrown/Opp. INTs Thrown	7/19	13/14
Sacks By/Allowed Per Game	3.2/3.0	2.9/1.1
Turnover Margin	+10	-2
Third Down Offense/Defense	44.0/39.8	47.7/24.9
Red Zone Offense/Defense	89.2/78.4	89.8/82.9
Kickoff Return Average	21.1	21.8
Punt Return Average	7.5	1.5
Penalties/Yards Per Game	6.3/61.2	5.8/48.2
Field Goals	18-23	23-26

**2015 NCAA RANKINGS COMPARISON**

	OU	CLEMSON
Points/Game	3rd	15th
Points Allowed/Game	21st	18th
First Downs/Game	6th	13th
First Downs Allowed/Game	53rd	4th
Rushing Yards/Game	17th	23rd
Rushing Yards Allowed/Game	46th	23rd
Passing Yards/Game	18th	23rd
Passing Yards Allowed/Game	34th	5th
Total Offense/Game	7th	12th
Total Defense/Game	31st	7th
Sacks/Game	4th	12th
Sacks Allowed/Game	112th	9th
Turnover Margin	14th	80th
Third Down Offense	29th	12th
Third Down Defense	77th	2nd
Red Zone Offense	22nd	16th
Red Zone Defense	32nd	63rd
Kickoff Return Average	67th	48th
Punt Return Average	71st	126th

**2015 BIG 12 STANDINGS**

	BIG 12	OVERALL
<b>Oklahoma</b>	<b>8-1</b>	<b>11-1</b>
Oklahoma State	7-2	10-2
TCU	7-2	10-2
Baylor	6-2	9-2
West Virginia	4-4	7-4
Texas Tech	4-5	7-5
Texas	3-5	4-7
Kansas State	2-6	5-6
Iowa State	2-7	3-9
Kansas	0-9	0-12

**BIG 12 BOWL SCHEDULE (CFP Rankings Used)**

- Russell Athletic Bowl (12/29 in Orlando)**  
#17 Baylor vs. #10 North Carolina, 4:30 p.m. CT (ESPN)
- AdvoCare V100 Texas Bowl (12/31 in Houston)**  
Texas Tech vs. #20 LSU, 8 p.m. CT (ESPN)
- Capital One Orange Bowl (12/31 in Miami)**  
#4 Oklahoma vs. #1 Clemson, 3 p.m. CT (ESPN)
- Allstate Sugar Bowl (1/1 in New Orleans)**  
#16 Okla. State vs. #12 Ole Miss, 7:30 p.m. CT (ESPN)
- AutoZone Liberty Bowl (1/2 in Memphis)**  
Kansas State vs. Arkansas, 2:20 p.m. CT (ESPN)
- Valero Alamo Bowl (1/2 in San Antonio)**  
#11 TCU vs. #15 Oregon, 5:45 p.m. CT (ESPN)
- Motel 6 Cactus Bowl (1/2 in Phoenix)**  
West Virginia vs. Arizona State, 9:15 p.m. CT (ESPN)

► **PLACEKICKING:** Freshman **Austin Seibert**, who is also OU's punter, has scored 119 points this season, the second most ever by an OU kicker and the second most by a freshman in school history (**Samaje Perine** had 126 points last year).

► **KICK RETURNS:** A second-team All-American by CBS Sports last year as a kick returner, junior **Alex Ross** recorded 170 kick return yards against Oklahoma State in OU's last game, the fourth most in a contest in school history. He had a 90-yard return in the win, making him the first player in OU history to produce three kick returns of at least 90 yards in a career.

**SOONERS VS. AP NO. 1**

► In FBS history, Oklahoma is tied with Alabama, Miami (Fla.) and Purdue for the second most wins over the AP No. 1 team with seven. Only Notre Dame (8) has more wins against the top-ranked team.

► Under **Bob Stoops**, Oklahoma is 2-1 against top-ranked teams. The last time OU faced No. 1 was Dec. 1, 2007, when it beat Missouri in the Big 12 Championship game, 38-17. Prior to that, OU lost to No. 1 USC, 55-19, in the 2005 Orange Bowl and defeated No. 1 Nebraska, 31-14, in Norman on Oct. 28, 2000.

► The Sooners are 7-12-2 all-time against the AP's top-ranked team.

► OU is 43-10-1 (.806) all-time as the AP's No. 4 team in the country, and owns an 18-3 mark under Stoops.

**PASS DEFENSE SIGNIFICANTLY IMPROVED**

► After ranking 51st nationally in total defense last season (382.6 yards allowed per game), OU ranks 31st this season (350.7 ypg). The jump can be traced to the Sooners' dramatic improvement against the pass. Last year they ranked 117th in pass defense (276.2 ypg), but this season rank 34th (201.5 ypg). And that's after facing Texas Tech, TCU, Baylor and Oklahoma State, which are currently ranked second, ninth, 20th and seventh in the nation, respectively, in passing offense (OU held them to 175, 100, 148 and 35 yards below their season averages in passing yards).

► Oklahoma has held three of its 12 opponents to less than 100 passing yards each, four to 125 or fewer passing yards and six to less than 200 passing yards.

► The Sooners' 19 interceptions this year are five more than they had all of last season (in one fewer game this year). OU has 15 interceptions and 23 sacks over the last seven games (all wins).

**MORE DEFENSIVE NOTES**

► Out of 127 FBS teams, OU now ranks fourth in sacks per game (3.2), fifth in interceptions per game (1.6), 12th in pass efficiency defense (108.3), 15th in defensive pass completion percentage (.526) and 21st in scoring defense (20.8 ppg).

► Over the season's first three games, OU was -4 in turnover margin. Over the last nine contests (all in Big 12 play), it is +14.

► Prior to the Kansas game on Oct. 31, senior defensive end **Charles Tapper** had 3.0 sacks (all in 2014) over a 20-game span going back to the start of last year. Over the last five games he has 7.0 total sacks. He has also forced three fumbles during the stretch.

► With 23.0 career sacks (7.5 this season), senior **Eric Striker** is OU's all-time leader in the category among linebackers (he has 9.0 more than second-place **Rocky Calmus** [1998-01]) and is tied for fifth overall in school history. Striker ranks second in the Big 12 in tackles for loss (16.0) and fifth in the Big 12 in sacks this year (7.5). He has 14.0 tackles for loss over the last nine outings (1.6/game).

► Cornerbacks **Zack Sanchez** (six) and **Jordan Thomas** (five) rank first and third in the Big 12 in interceptions. Sanchez, who was injured on the first play against Texas Tech on Oct. 24 and missed the rest of that game and the next two, returned to register an interception at Baylor and two more against TCU. He has five picks in the last four games (not including the Texas Tech contest). Sanchez has 14 career interceptions, tied for sixth most in school history, and is tied for the OU career lead with three pick-sixes. Thomas had two interceptions at Oklahoma State, including one he returned for a score. It was his second game this year with multiple INTs.

► Sanchez and Thomas join West Virginia's **Daryl Worley** and **Karl Joseph** as the only teammates to each have at least 5 interceptions this year.

**MAYFIELD'S GOT THE NUMBERS**

► Junior quarterback **Baker Mayfield** has been masterful in his first year of competition with the Sooners. A former walk-on at Texas Tech (he was named 2013 Big 12 Offensive Freshman of the Year) who transferred to OU as a walk-on, Mayfield, this season's Sporting News Player of the Year, is second in the nation in pass efficiency rating (178.9) and passing yards per attempt (9.6), while ranking fifth in touchdown passes per game (2.9), sixth in points responsible for per game (21.0), seventh in completion percentage (.686), 14th in total offense per game (317.4) and 20th in passing yards per game (282.4). The Burlsworth Trophy winner has 35 TD passes and five

**VASTLY IMPROVED DEFENSE**

(National Rankings)

Category	2014 (Final) Rank	2014 (Final) Stat	2015 Rank	2015 Stat
Total Defense	51st	382.6	31st	350.7
Pass Defense	117th	276.2	34th	201.5
Scoring Defense	55th	25.9	21st	20.8
Pass Completion Pct.	44th	56.3	15th	52.6
Pass Effic. Defense	55th	125.6	12th	108.3
Interceptions/Game	59th	0.9	5th	1.6
Sacks/Game	39th	2.5	4th	3.2
Red Zone Defense	53rd	82.1%	32nd	78.4%

**MAYFIELD IN THE RANKINGS**

Junior quarterback **Baker Mayfield**, in his first year of competition with the Sooners, ranks at or near the top of several offensive categories nationally.

Category	Stat	FBS Rank
Passing Efficiency	178.9	2nd
Pass Yards/Attempt	9.6	2nd
Pass TDs/Game	2.9	5th
Pts. Responsible For/Game	21.0	6th
Completion Percentage	68.6	7th
Total Offense/Game	317.4	14th
Pass Yards/Completion	14.0	15th
Pass Yards/Game	282.4	20th

**COMPARING MAYFIELD TO OU'S HEISMAN-WINNING QBs**

Comparing Baker Mayfield's season to date to those of Jason White and Sam Bradford when they won the Heisman Trophy:

Quarterback	G	Comp-Att	Pct.	Yards	YPG	YPA	Pass TD	Int.	Rating	TDs/Int.	Rush YPG	Rush TD
Baker Mayfield (2015)	12	243-354	68.6	3,389	282.4	9.6	35	5	178.9	7.0	35.0	7
Sam Bradford (2008)	12	268-393	68.2	4,080	340.0	10.4	46	6	191.0	7.7	4.8	5
Jason White (2003)	12	238-364	65.4	3,446	287.2	9.5	40	6	177.9	6.7	-8.2	1



## POSTSEASON HONORS AND AWARDS

### BOB STOOPS (HEAD COACH)

Big 12 Coach of the Year

Eddie Robinson Coach of the Year Award finalist

### LINCOLN RILEY (OFFENSIVE COORDINATOR)

Broyles Award winner

### DOMINIQUE ALEXANDER (JR., LB)

All-Big 12 First Team

### MARK ANDREWS (FR., WR)

All-Big 12 Second Team

### ORLANDO BROWN (FR., T)

Freshman All-American (Sporting News)

### TY DARLINGTON (SR., C)

All-Big 12 First Team

William V. Campbell Trophy winner

Wuerffel Trophy winner

### JORDAN EVANS (JR., LB)

Second-Team All-Big 12

### NILA KASITATI (SR., G)

All-Big 12 First Team

### BAKER MAYFIELD (JR., QB)

National Player of the Year (Sporting News)

First-Team All-American (Sporting News, Walter Camp)

Second-Team All-American (AP, FWAA)

Big 12 Offensive Player of the Year

All-Big 12 First Team

Burlsworth Trophy winner

Davey O'Brien Award finalist

Earl Campbell Tyler Rose Award finalist

Manning Award finalist

Walter Camp Player of the Year Award finalist

Maxwell Award semifinalist

### SAMAJE PERINE (SO., RB)

All-Big 12 First Team

Earl Campbell Tyler Rose Award semifinalist

### ZACK SANCHEZ (JR., CB)

Second-Team All-American (Sporting News, Walter Camp)

All-Big 12 First Team

Thorpe Award semifinalist

### AUSTIN SEIBERT (FR., K/P)

All-Big 12 First Team

Ray Guy Award semifinalist

### STERLING SHEPARD (SR., WR)

All-Big 12 First Team

Biletnikoff Award semifinalist

### ERIC STRIKER (SR., LB)

First-Team All-American (Sporting News)

Second-Team All-American (AP, FWAA)

All-Big 12 First Team

### CHARLES TAPPER (SR., DE)

All-Big 12 First Team

### AHMAD THOMAS (JR., S)

All-Big 12 Second Team

### JORDAN THOMAS (SO., CB)

All-Big 12 Second Team

### CHARLES WALKER (SO., DT)

All-Big 12 Second Team

### DEDE WESTBROOK (JR., WR)

Big 12 Offensive Newcomer of the Year

interceptions. Because of comfortable leads or injury, Mayfield has exited early in six of 12 games. OU has run 131 plays without him.

► Mayfield has thrown for at least one touchdown in all 12 games and has passed for at least three scores in eight contests.

► Mayfield has already tied the school single-season record for most touchdown passes of at least 70 yards with four. He threw a pair Nov. 7 against Iowa State (75 and 74 yards).

► Mayfield set the OU record for passing yards in a season opener with 388 (in only three quarters of play) in a 41-3 win over Akron. At No. 23 Tennessee the next game he rallied the Sooners from a 17-0 deficit with touchdowns on their last four possessions in a 31-24 double-overtime win. Against Tulsa the following week, Mayfield set the OU single-game record for total offense (572 yards; the most by an FBS player this year) and tied the school record by accounting for six touchdowns (four passing). His 487 passing yards in the game stand as the fourth most in OU history, and his 226.6 pass efficiency rating was the highest by a Sooner with more than 30 attempts in a game. Seven games ago at Kansas State, Mayfield tied the school record for TD passes in a half with five in the first 30 minutes as OU took a 35-0 lead to the locker room. And Oct. 31 at Kansas, he threw for 332 yards in the first half, the second most in a half in school history.

## SHEPARD CLIMBING RECEIVING CHARTS

► Senior receiver **Sterling Shepard** has rapidly ascended several OU career charts this year. A 2014 and 2015 first-team All-Big 12 selection by the league's coaches, Shepard ranks second in career receiving yards (3,395) and career receptions (226), and third in career 100-yard receiving games (12) and career TD receptions (26).

► Shepard, who is averaging 130.4 receiving yards and 9.4 receptions over the last five games with six touchdowns, leads the team this season in receptions (79), receiving yards per game (100.1) and TDs (11). His 1,201 receiving yards rank as third most in OU single-season history. He has eight TDs in five true road games (two at Tennessee, two at Kansas State, one at Kansas, two at Baylor and one at Oklahoma State). His TDs against the Volunteers came with 40 seconds left in the fourth quarter and in double overtime. He added a 28-yard TD grab vs. West Virginia and a 74-yard score against Iowa State.

► Shepard boasts three of the top-10 single-game receiving yardage totals in school history. His 215 yards at TCU last year rank second, his 197 yards vs. Kansas State last season rank fifth and his 183 yards at Kansas this year rank ninth (also totaled 177 receiving yards at Baylor three games ago).

► Last year, Shepard totaled 911 receiving yards in OU's first seven games (130.1 average) before getting hurt on OU's first play from scrimmage at Iowa State. He missed the next game and was limited the rest of the season after returning.

► Shepard, who shares the OU single-game record with 15 catches (last year vs. Kansas State), wears the same jersey number (3) as his late father, Derrick, who was also a Sooner receiver (1983-86).

## PERINE RETURNS TO FORM

► Over the first six games this year, sophomore **Samaje Perine** averaged 70.0 rushing yards per outing (4.5 per carry) with three touchdowns. Over the last six games, he is averaging 145.2 rushing yards (7.4 per carry) with 12 TDs. For perspective, Heisman Trophy winner **Derrick Henry** of Alabama averaged 6.5 yards per carry (also 12 TDs) over the last six games of the regular season.

► Perine, who has rushed for at least 90 yards in each of the last six games (four games during the stretch with at least 131 yards), is up to 1,291 rushing yards on the season. He is just the third Sooner to eclipse the 1,000-yard mark in both his freshman and sophomore seasons, joining **De'Mond Parker** (1996 and '97) and **Adrian Peterson** (2004 and '05).

► Only six Sooners during the 17-year **Bob Stoops** era have rushed for 2,000 career yards, and only four have gotten to 3,000, and Perine did it faster than any of them. He reached the 2000-yard mark Oct. 3 against West Virginia in only 326 career carries, faster than current NFL stars **DeMarco Murray** (342) and Peterson (365). He got to 3,000 yards at Oklahoma State on his 472nd carry, bettering Peterson's mark of 550 carries. For his career, Perine is averaging a stout 6.3 yards per rush.

► Last year, Perine became the first freshman in Big 12 history to lead the league in rushing, averaging 131.8 yards per game. That average ranked him eighth nationally.

► The 1,713 net rushing yards for Perine in 2014 were sixth most by a freshman in FBS history and second most in Big 12 and OU freshman annals, behind Peterson's 1,925 yards in 2004. Perine's total was fifth highest in a season in OU annals.

► Against Kansas last year (11/22/14), Perine, who bench presses 440 pounds, amassed an FBS-record 427 rushing yards and five touchdowns on 34 carries. The record still stands.

## SENSATIONAL SEIBERT

► **Austin Seibert** is the only FBS true freshman to handle his team's placekicking and punting duties.

► Seibert, from Belleville, Ill., became the first freshman kicker in OU history to make each of his first 10 field goal tries. He is now 17 for 22 on the year.

► Seibert is the only kicker in the country to have made at least 17 field goals and 65 extra points this year.

► Seibert leads Big 12 kickers and ranks second among all league players with his 9.9 points per game.

► Seibert ranks second in the Big 12 with his 42.4-yard punting average. Ten of his 51 punts have gone 50 yards or more, and 20 have been downed inside the 20-yard line (only two touchbacks). OU leads the Big 12 in net punting with its 41.5 average. The Sooners have allowed only seven punt return yards on the season (on 10 returns) for a nation-leading 0.7 yards per return.

## SHEPARD ON OU'S CAREER CHARTS

### RECEIVING YARDS

Name	No.	Pos.	Years
1. Ryan Broyles	4,586	WR	2008-11
<b>2. Sterling Shepard</b>	<b>3,395</b>	<b>WR</b>	<b>2012-</b>

### RECEPTIONS

Name	No.	Pos.	Years
1. Ryan Broyles	349	WR	2008-11
<b>2. Sterling Shepard</b>	<b>226</b>	<b>WR</b>	<b>2012-</b>

### 100-YARD RECEIVING GAMES

Name	No.	Pos.	Years
1. Ryan Broyles	23	WR	2008-11
2. Mark Clayton	15	WR	2001-04
<b>3. Sterling Shepard</b>	<b>12</b>	<b>WR</b>	<b>2012-</b>

### TD RECEPTIONS

Name	No.	Pos.	Years
1. Ryan Broyles	45	WR	2008-11
2. Mark Clayton	31	WR	2001-04
3. Jermaine Gresham	26	TE	2006-08
<b>Sterling Shepard</b>	<b>26</b>	<b>WR</b>	<b>2012-</b>

**OKLAHOMA'S RECORD...**

WHEN PLAYING IN	THIS YEAR	UNDER STOOPS
August	0-0	6-0
September	3-0	49-6
October	4-1	54-16
November	4-0	53-12
December	0-0	12-5
January	0-0	5-6
Total	11-1	179-45

**IN BIG 12 PLAY**

At home	4-0	56-6
On the road	4-0	46-16
Neutral	0-1	10-7
Total	8-1	112-29

**IN NON-CONFERENCE PLAY**

At home	2-0	40-2
On the road	1-0	12-4
Neutral (includes bowls)	0-0	15-10
Total	3-0	67-16

**VS. AP RANKED OPPONENTS**

At home	2-0	18-4
On the road	3-0	16-9
Neutral (includes postseason)	0-0	21-14
Total	5-0	55-27

**IN GAMES**

Decided by 3 pts or less	1-0	13-12
Decided by 7 pts or less	2-1	29-21
Decided by 14 points or more	6-0	119-12
Decided by 28 points or more	5-0	78-7
Leading at halftime	10-0	158-10
Leading after 3 quarters	10-0	167-8

**WHEN SCORING**

Less than 20 points	0-1	10-22
20+ points	11-0	169-23
30+ points	11-0	148-9
40+ points	9-0	96-1
50+ points	6-0	51-0
60+ points	2-0	20-0

**WHEN ALLOWING**

10 or fewer points	3-0	66-1
20 or fewer points	3-0	114-6
25+ points	4-0	36-32

**WITH**

400+ yards total offense	10-0	128-14
500+ yards total offense	9-0	73-3
600+ yards total offense	4-0	25-1
Less than 100 yards rush	0-1	27-20
100+ yards rushing	11-0	152-25
200+ yards rushing	8-0	75-2
300+ yards rushing	3-0	24-1
100-yard rusher	6-0	86-8
100-yard rusher/receiver	4-0	36-0
Less than 200 yards pass	2-0	44-14
300+ yards passing	6-0	75-14
400+ yards passing	4-0	23-2
500+ yards passing	0-0	3-0
300-yard passer	5-0	65-11
400-yard passer	1-0	16-2
500-yard passer	0-0	3-0
No turnovers	2-0	40-2

**WHEN ALLOWING**

less than 200 total yards	1-0	28-1
less than 300 total yards	4-0	97-4
less than 400 total yards	7-1	148-21
400+ yards total offense	4-0	31-24
less than 100 yards rushing	2-0	95-6
100+ yards rushing	9-1	84-39
less than 100 yards passing	2-1	30-2
less than 200 yards passing	5-1	96-10
300+ yards passing	2-0	20-16

**RECAPPING THE NOV. 28 WIN OVER OKLAHOMA STATE (STATS RECAP ON PAGE 36)**

► **Baker Mayfield** threw two touchdown passes and ran for another score and Oklahoma beat Oklahoma State 58-23 on Nov. 28 to take the Big 12 title for the ninth time in the last 16 years. Mayfield completed 17 of 25 passes for 180 yards and added 77 rushing yards on 11 attempts.

► The Sooners gained 524 yards, including 344 on the ground, to claim their third win over a ranked opponent in three weeks. **Joe Mixon** ran for 136 yards and two touchdowns while **Samaje Perine** rushed for 131 yards and two scores.

► Oklahoma rolled to a 44-20 halftime lead thanks to a 30-point second quarter. The Sooners gained 359 yards on 36 plays before the break. Perine had touchdown runs of 68 and 25 yards, and Mixon added a career-long 66-yard scoring dash in the half. OU's 44 first-half points were its most in any half since scoring 49 in the first 30 minutes against Nebraska in 2008.

► **Jordan Thomas** intercepted two passes and returned one for a touchdown for the Sooners.

► **Alex Ross** notched his longest kick return of the year with a 90-yard burst to the OSU 4-yard line to set up OU's first touchdown of the game. His 170 yards on five kick returns were the fourth most in a game in Sooner history.

► Receiver **Sterling Shepard** caught a team-high 10 passes for 87 yards and a touchdown, while **Dimitri Flowers** added a 5-yard touchdown reception.

**SCOUTING CLEMSON**

► Riding a nation's-best 16-game winning streak, No. 1-ranked Clemson (13-0 overall, 8-0 ACC) is coming off a 45-37 win over North Carolina in the ACC Championship Game. The Tigers amassed 608 yards of total offense (319 rushing, 289 passing) and 33 first downs while holding the Tar Heels to 12-of-35 passing on the night. The win gave Clemson its 15th ACC title (first since 2011).

► The Tigers rank 12th nationally in total offense (510.6 ypg) and 15th in scoring offense (35.8 ppg). They have surpassed 500 yards of total offense in nine straight contests. On the other side of the ball, they rank seventh nationally in total defense (295.7 ypg) and 18th in scoring defense (20.2 ppg). Clemson ranks second in the nation in third-down defense, as opponents have converted just 24.9 percent of the time.

► Sophomore quarterback **DeShaun Watson**, who won the Davey O'Brien Award and finished third in Heisman Trophy balloting, has completed 69.5 percent of his passes (ranks third nationally) for 3,512 yards (270.2 ypg) and 30 touchdowns while throwing 11 interceptions. He has also run for 887 yards (68.2 ypg) and 11 scores. Watson is 16-1 as a starter at Clemson.

► Sophomore running back **Wayne Gallman** has rushed for at least 100 yards in seven games this year, including a 187-yard performance against North Carolina last game. He has rushed for a total of 1,332 yards this season and is just 13 yards shy of the Clemson single-season record of 1,345 set by **Raymond Priestner** in 1996.

► Junior tight end **Jordan Leggett** was a John Mackey Award finalist and has totaled 34 receptions for 442 yards and a team-leading seven touchdowns. He had a TD reception in five straight games at one point, a Clemson record for a tight end.

► Junior defensive end **Shaq Lawson** was named a finalist for the Bronko Nagurski and Rotary Lombardi awards. Lawson leads the team with his 9.5 sacks on the year and ranks No. 1 in the nation with 1.7 tackles for loss per game (22.5 total).

► Head coach **Dabo Swinney** has been at the Clemson helm for 100 career games, compiling a 74-26 record. Swinney's 74 wins are the third most in Tigers history.

**LAST YEAR VS. THE TIGERS**

► **Cole Stoudt** threw for three touchdowns and ran for another as Clemson beat Oklahoma 40-6 in the 2014 Russell Athletic Bowl. Stoudt was 26 for 36 for a season-high 319 yards. He was sacked four times, but Clemson never turned the ball over. Meanwhile, the Tigers, who came in ranked No. 1 in the nation in total defense, held the Sooners' offense to just 275 yards.

► Oklahoma quarterback **Trevor Knight** returned to the field after missing three games due to injury and finished 5 of 14 through the air with a pair of interceptions. **Samaje Perine** rushed for 62 yards but also had a fumble inside the Tigers' 25-yard line that ended the Sooners' best drive late in the second quarter.

► Trailing 20-0, OU's defense nearly grabbed a bit of momentum when defensive end **Charles Tapper** appeared to tip, intercept and return Stoudt's pass for a touchdown. But the play was called back on an offside penalty.

► Clemson was efficient in all phases but was also the beneficiary of three early OU turnovers in building a 27-0 halftime lead. A 47-yard interception return for a touchdown by **Ben Boulware** was part of a 17-point first quarter. Stoudt completed his first six passes and finished the half with two touchdown throws — a 65-yarder to **Artavis Scott** and a 26-yarder to **Mike Williams**.

► Oklahoma had five turnovers, including three interceptions. The Sooners entered the game averaging nearly 40 points but didn't score until late in the fourth quarter on **Alex Ross'** 11-yard run.

**INEXPERIENCED O-LINE IMPROVING FAST**

► OU entered the year charged with the task of replacing three of five starters from an offensive line unit that led the nation by surrendering only nine sacks in 2014 and that paved the way for a rushing attack that led the Big 12 with 261.2 yards a contest. Gone were LT **Tyrus Thompson** (Minnesota Vikings, 6th round), LG **Adam Sheard** and RT **Daryl Williams** (Carolina Panthers, 4th round). Returning starters were senior C **Ty Darlington** (now 25 career starts) and senior RG **Nila Kasitati** (24).

► Three OU linemen made their first career starts in the season opener (two of the three played in their first career games).

► For the first time in school history, OU started two freshmen at tackle in a season opener. Redshirt freshman **Orlando Brown** started at left tackle and true freshman **Dru Samia** started on the right side. Brown has started every game at left tackle and Samia has started eight games (each of the last seven).

► Also making his first career start in the opener was sophomore left guard **Jonathan Alvarez**. Alvarez played in one game last season and that was the opener against Louisiana Tech (saw very limited action in the contest).

► In the first six games of the season, OU averaged 158.8 rushing yards per game. Over the last six outings, the Sooners have rushed for an average 311.2 yards.

**ACADEMIC HONORS AND AWARDS**

**ACADEMIC ALL-AMERICAN**

Ty Darlington, Sr., C

**BIG 12 SCHOLAR-ATHLETE OF THE YEAR**

Ty Darlington, Sr., C

**WILLIAM V. CAMPBELL TROPHY**

Ty Darlington, Sr., C

**ACADEMIC ALL-BIG 12 FIRST TEAM**

Mark Andrews, R-Fr., WR

Grant Bothun, Jr., WR

Alex Dalton, R-Fr., OL

Ty Darlington, Sr., C

Tay Evans, R-Fr., LB

Nick Hodgson, Sr., K

Wesley Horky, So., LS

Ruben Hunter, So., LB

Carson Meier, R-Fr., TE

Samaje Perine, So., RB

Sterling Shepard, Sr., WR

**ACADEMIC ALL-BIG 12 SECOND TEAM**

Jonathan Alvarez, So., G

Jordan Evans, Jr., LB

Dimitri Flowers, So., FB

Nila Kasitati, Sr., G

Connor Knight, Jr., TE

P.L. Lindley, Sr., LB

Jeffery Mead, So., WR

Dallis Todd, R-Fr., WR

**STOOPS AMONG ACTIVE LEADERS**

Bob Stoops ranks third among active FBS coaches in career winning percentage and in average wins per season (minimum of 10 years coaching; four-year institutions only).

COACH (CURRENT SCHOOL)	RECORD	PCT.
Urban Meyer (Ohio State)	153-27	.850
Chris Peterson (Washington)	106-24	.815
<b>Bob Stoops (Oklahoma)</b>	<b>179-45</b>	<b>.799</b>
Nick Saban (Alabama)	188-60-1	.757
Gary Patterson (TCU)	142-47	.751
Mark Richt (Miami [Fla.])	145-51	.740
Brian Kelly (Notre Dame)	226-79-2	.739
Les Miles (LSU)	139-53	.724
Bobby Petrino (Louisville)	99-39	.717
Bronco Mendenhall (Virginia)	99-42	.702

COACH (CURRENT SCHOOL)	WINS PER YEAR
Urban Meyer (Ohio State)	10.9
Chris Peterson (Washington)	10.6
<b>Bob Stoops (Oklahoma)</b>	<b>10.5</b>
Mark Richt (Miami [Fla.])	9.7
Nick Saban (Alabama)	9.4
Les Miles (LSU)	9.3
Bobby Petrino (Louisville)	9.0
Bronco Mendenhall (Virginia)	9.0
Gary Patterson (TCU)	8.9
Paul Johnson (Georgia Tech)	8.8

**RILEY WINS BROYLES AWARD IN FIRST YEAR AS OU'S OFFENSIVE COORDINATOR**

► **Lincoln Riley**, this year's winner of the Broyles Award as the nation's top assistant coach, made his OU debut as offensive coordinator and quarterbacks coach vs. Akron this year, the same day he turned 32. From Muleshoe, Texas, Riley is no stranger to the Big 12, having played quarterback at Texas Tech under **Mike Leach** and then serving seven years on the TTU staff (the Red Raiders played in bowl games all seven years and won five).

► Riley has OU ranked third nationally in passing efficiency rating (172.85), third in scoring offense (45.8 ppg), sixth in yards per attempt (9.3), seventh in total offense (542.9 yards per game) and 18th in passing offense (307.9 yards per game). The Sooners' 773 total yards against Tulsa rank as the sixth most by an FBS team this season and the fourth most in school history.

► Riley came to Norman with the reputation as one of the brightest young coaches in the college game. He spent the last five seasons at East Carolina, where the Pirates set more than 50 team or individual records with their up-tempo, spread offensive scheme. His five squads own the top five passing seasons in school history and the top four positions for total offense in a season.

► Last season, ECU ranked third in the nation in passing offense (371.9 yards per game) and fifth in total offense (533.0 ypg).

► The Pirates set a single-season school record with 6,929 yards of total offense in 2014.

**SOONERS HAVE DOMINATED BIG 12 ERA**

► Oklahoma's performance in the Big 12 Conference since **Bob Stoops** took over as head coach in 1999 has been nothing short of dominant. The Sooners have won nine Big 12 titles in Stoops' 17 seasons, with no other program during that span winning more than two.

► Since the first year of the Big 12 in 1996, OU has claimed nine league titles and is followed by Texas (three), Baylor, Kansas State and Nebraska (two each), and Colorado, Oklahoma State, TCU and Texas A&M (one each).

► OU owns a league-best 112-29 (.794) record in regular season Big 12 games during the Stoops era. Texas ranks second with a 101-40 (.716) record and is followed by TCU (21-15; .583), Kansas State (78-63; .553), Oklahoma State (76-65; .539), Texas Tech (71-70; .504), West Virginia (15-21; .417), Baylor (47-94; .333), Iowa State (41-100; .291) and Kansas (32-109; .227).

**COLLEGE FOOTBALL'S BEST**

► During the modern era of college football (since the end of World War II), the Sooners are the nation's No. 1 team with more wins (617) and a better winning percentage (.762) than any other program.

► OU is the highest-scoring program in college football history with 33,896 points (in 1,232 games). Nebraska ranks second with 32,441 points (in 1,314 games).

► No program has more all-time 10-win seasons than Oklahoma, which has 36. In addition, OU's 22 seasons with at least 11 wins are the most in college football history.

► Since **Bob Stoops'** arrival in 1999, OU leads all Power Five conference programs in wins (179) and points scored (8,341).

► Only Ohio State (105) has been ranked No. 1 in the AP Poll more weeks than Oklahoma (101). OU's 391 weeks in the AP's top five are more than any other school. The AP Poll was introduced in 1936.

► Only Alabama (9) and Notre Dame (8) have earned more all-time AP national championships than Oklahoma (7).

**SUNSHINE STATE SOONERS**

► Four Sooners hail from the state of Florida and three of them are starters. Senior center **Ty Darlington** is from Apopka (near Orlando), senior outside linebacker **Eric Striker** hails from Tampa and junior safety **Ahmad Thomas** is from Miami. Thomas played three high school games at Sun Life Stadium (won all three). Reserve long snapper **Jack Aubel**, a freshman, is from Coral Springs.

**EXTRA POINTS**

► Since the start of the 2009 season, the Sooners are 14-1 against teams they lost to the previous season. The only back-to-back losses they sustained to one opponent during the stretch came to Baylor in 2013 and 2014.

► In the 17-year **Bob Stoops** era, no team has more AP top-five appearances than Oklahoma's 120. Alabama (112) is next and is followed by Ohio State (97), USC (86) and Florida (82) and Texas (82).

► This year's Sooners have posted the No. 1, No. 3 and No. 5 yardage totals of the Stoops era (773 vs. Tulsa, 710 at Kansas and 684 vs. Iowa State).

► Oklahoma has racked up more than 500 yards of offense in each of the last seven games. In fact, the Sooners surpassed the 600-yard mark in three consecutive games (vs. Texas Tech, at Kansas, vs. Iowa State) for only the third time in the program's storied history (first time since 1971).

► Receiver **Mark Andrews** has six TD receptions, tied with **Ryan Broyles** (2008) for OU's single-season freshman record.

► The nation's top three teams in terms of total offense, four of the top seven and five of the top 17 are from the Big 12 Conference (1. Baylor, 2. Texas Tech, 3. TCU, 7. Oklahoma and 17. Oklahoma State).

► Oklahoma is 4-2 all-time in overtime games. Under Stoops it is 3-2.

► OU was ranked No. 19 in both the Associated Press and Amway Coaches top 25 preseason polls, its lowest ranking in both polls to start a year since its national championship season of 2000. The Sooners started at No. 19 in both polls that year, as well.

► In the last five seasons, 27 Sooners have been taken in the NFL Draft (the Big 12 school with the next highest total is Baylor with 17). Those 27 picks are the fifth most of any school over the last five years. Only Alabama (37), Florida State (37), LSU (33) and Georgia (28) have had more.

► OU has had at least four players selected in every NFL Draft since 2008. LSU is the only other school that can make that claim.

► Fifteen Sooners have been taken in the NFL Draft's first round in the last five years. No other Big 12 school has had more than nine in that same span.

**THE STOOPS FILE**

Years Coached	17th Season
Alma Mater:	Iowa, 1983
Career Record:	179-45 (.799)
Record at OU:	Same
Big 12 Record:	112-29 (.794)
Bowl Record:	8-8 (.500)
Big 12 Championships:	8
National Championships:	1 (2000)
Wife:	Carol
Daughter:	Mackenzie
Sons (Twins):	Drake, Isaac
Hometown:	Youngstown, Ohio
High School:	Cardinal Mooney, 1978

**COACHING HISTORY**

1983-84:	Iowa (Graduate Assistant Coach)
1985-87:	Iowa (Volunteer Coach)
1988:	Kent State (Assistant Coach)
1989-90:	Kansas State (Defensive Backs)
1991-95:	Kansas State (Co-Defensive Coordinator)
1996-98:	Florida (Asst. Head Coach, Def. Coord.)
1999-Present:	Oklahoma (Head Coach)

**COACHING HONORS**

2000 Associated Press National Coach of the Year
2000 Bear Bryant Coach of the Year
2000 Eddie Robinson/FWAA Coach of the Year
2000 Football News Coach of the Year
2000 Woody Hayes National Coach of the Year
2000 Walter Camp National Coach of the Year
2000 George Munger Award (Maxwell FC)
2000 Consensus Big 12 Coach of the Year
2001 Hula Bowl Head Coach
2002 AFCA Region IV Co-Coach of the Year
2003 Bobby Dodd National Coach of the Year
2003 Walter Camp National Coach of the Year
2003 Woody Hayes National Coach of the Year
2003 AFCA Region IV Co-Coach of the Year
2003 Consensus Big 12 Coach of the Year
2006 Consensus Big 12 Coach of the Year
2008 Big 12 Coach of the Year
2015 Big 12 Coach of the Year

**OU BEFORE AND SINCE STOOPS' ARRIVAL**

	BEFORE (1990-98)	SINCE (1999-Present)
Overall Record	54-46-3	179-45
Conference Record	31-33-2	112-29
vs. Ranked Opponents	5-29-2	55-27
Weeks in AP Top 25	51	241
National Titles	0	1
Conference Titles	0	8
BCS Games	0	9
Bowl Games	3	16
National Award Winners	0	25
Heisman Trophy Winners	0	2
First-Team All-Americans	2	34
All-Conference Selections	19	102
Academic All-Conference	24	149
NFL First-Round Picks	1	12
NFL Top-5 Round Picks	12	43
Years in Final AP Top 25	3	14
Years in Final AP Top 10	0	11



# BOB STOOPS

17TH SEASON ♦ CAREER RECORD: 179-45 (.799) ♦ 9 BIG 12 CHAMPIONSHIPS  
 17 BOWL APPEARANCES ♦ OU'S ALL-TIME WINS LEADER ♦ 2000 NATIONAL TITLE  
 ONLY COACH TO WIN A NATIONAL CHAMPIONSHIP AND ALL FOUR BCS BOWL GAMES

**WINNING LEGACY**

- ▶ Bob Stoops is the winningest coach in Oklahoma history with a 179-45 overall record. He ranks third at OU with his .799 career winning percentage.
- ▶ Has won more games in his first 17 years than any college coach.
- ▶ Reached 100 wins in 122 games (tied for ninth fastest all-time).
- ▶ Has led the Sooners to a school-record 17 consecutive bowl berths.
- ▶ Since he took over at OU in 1999, has coached Sooners to more wins than any other Power Five program during that time span.
- ▶ Has directed the Sooners to the second highest winning percentage of any Power Five program since 1999, trailing only Ohio State.
- ▶ Is the only coach in the BCS era to win a national championship and every BCS bowl game (Fiesta, Orange, Rose, Sugar).
- ▶ Under his direction, Oklahoma is one of only five Power Five programs to average 10 wins per year over the last 10 seasons.
- ▶ Has 13 seasons of 10 or more wins, the most of any FBS coach since 2000.
- ▶ Has led OU to a 55-27 (.671) record against AP Top 25 foes.
- ▶ Owns a 96-8 home record, which included a school-record 39-game winning streak (ninth longest in college football history) and two 19-game strings.
- ▶ The Sooners are a combined 23-11 under Stoops against their two biggest rivals (10-7 against Texas and 13-4 vs. Oklahoma State).

**CONFERENCE SUPREMACY**

- ▶ Stoops has coached OU to nine Big 12 championships, three times as many as the school with the next most (Texas has three).
- ▶ Owns a 61-16 overall mark the last five-plus years and a 40-13 league record, both of which are the best of any Big 12 team during that span.
- ▶ Has guided the Sooners to more wins against AP Top 25 teams than any Big 12 program since 2010. OU is the only program in the conference with a winning record in such games (19-11).

**PLAYER DEVELOPMENT**

- ▶ Stoops has produced 36 first-team All-Americans, two AP Players of the Year and 78 NFL Draft picks as OU's head coach.
- ▶ Stoops has coached two Heisman Trophy winners (Jason White in 2003 and Sam Bradford in 2008) and five Heisman finalists.
- ▶ Under his guidance, OU became the first program to produce two players who claimed the Thorpe and Nagurski Awards in the same season (Roy Williams in 2001 and Derrick Strait in 2003).
- ▶ Two different Sooners have claimed the following honors since he took over at OU: Nagurski Award (Roy Williams, Derrick Strait), Thorpe Award (Roy Williams, Derrick Strait) and Butkus Award (Rocky Calmus, Teddy Lehman).
- ▶ At least one of his OU players has earned each one of these accolades: the Bednarik Award, Lombardi Award, Walter Camp Award, Maxwell Award, Uinitas Award, Outland Trophy, Burlsworth Trophy, Campbell Trophy, Wuerffel Trophy and the Mosi Tatupu Award.

**OU'S CAREER WINS LEADERS**

NAME	RECORD	PCT.	YEARS
1. <b>Bob Stoops</b>	<b>179-45</b>	<b>.799</b>	<b>1999-</b>
2. Barry Switzer	157-29-4	.837	1973-88
3. Bud Wilkinson	145-29-4	.826	1947-63
4. Bennie Owen	122-54-16	.677	1905-26
5. Chuck Fairbanks	52-15-1	.772	1967-72

**HOME WIN PCT. (POWER 5 SINCE 1999)**

SCHOOL	RECORD	PCT.
1. <b>Oklahoma</b>	<b>96-8</b>	<b>.923</b>
2. Ohio State	105-15	.875
3. TCU	85-15	.850
4. LSU	101-19	.842
5. Oregon	94-18	.839

**WIN PCT. VS. AP TOP 25 (SINCE 1999)**

SCHOOL	RECORD	PCT.
1. <b>Oklahoma</b>	<b>55-27</b>	<b>.671</b>
2. USC	46-23	.667
3. Ohio State	50-27	.649
4. Oregon	44-25	.638
5. LSU	57-38	.600

**WEEKS RANKED NO. 1 (AP SINCE 2000)**

SCHOOL	WEEKS
1. USC	43
2. Alabama	42
3. Ohio State	33
4. <b>Oklahoma</b>	<b>30</b>
Miami (Fla.)	30

**STOOPS' YEAR-BY-YEAR HEAD COACHING RECORD**

YEAR	SCHOOL	OVERALL	CONFERENCE	FINAL AP RANK	BOWL GAME
1999	Oklahoma	7-5	5-3	RV	Independence (Lost to Mississippi, 27-25)
2000*	Oklahoma	13-0	8-0	1	Orange (Beat Florida State, 13-2)
2001	Oklahoma	11-2	6-2	6	Cotton (Beat Arkansas, 10-3)
2002	Oklahoma	12-2	6-2	5	Rose (Beat Washington State, 34-14)
2003	Oklahoma	12-2	8-0	3	Sugar (Lost to LSU, 21-14)
2004	Oklahoma	12-1	8-0	3	Orange (Lost to USC, 55-19)
2005	Oklahoma	8-4	6-2	22	Holiday (Beat Oregon, 17-14)
2006	Oklahoma	11-3	7-1	11	Fiesta (Lost to Boise State, 43-42 [OT])
2007	Oklahoma	11-3	6-2	8	Fiesta (Lost to West Virginia, 48-28)
2008	Oklahoma	12-2	7-1	5	BCS Championship Game (Lost to Florida, 24-14)
2009	Oklahoma	8-5	5-3	NR	Sun (Beat Stanford, 31-27)
2010	Oklahoma	12-2	6-2	6	Fiesta (Beat UConn, 48-20)
2011	Oklahoma	10-3	6-3	16	Insight (Beat Iowa, 31-14)
2012	Oklahoma	10-3	8-1	15	Cotton (Lost to Texas A&M, 41-13)
2013	Oklahoma	11-2	7-2	6	Sugar (Beat Alabama, 45-31)
2014	Oklahoma	8-5	5-4	RV	Russell Athletic (Lost to Clemson, 40-6)
2015	Oklahoma	11-1	8-1		Orange Bowl (CFP Semifinal)
<b>Totals</b>	<b>17th Year</b>	<b>179-45</b>	<b>112-29</b>		<b>Bowl Record: 8-8</b>



# DEPTH CHART

## OFFENSE

<b>QB</b>	6	Baker Mayfield (6-1, 209, Jr.)
	14	Cody Thomas (6-4, 211, R-So.)
	9	Trevor Knight (6-1, 207, R-Jr.)
<b>RB</b>	32	Samaje Perine (5-10, 230, So.)
	25	Joe Mixon (6-1, 217, R-Fr.)
	28	Alex Ross (6-1, 221, R-Jr.)
<b>H-BACK</b>	36	Dimitri Flowers (6-2, 228, So.)
	45	Carson Meier (6-5, 234, R-Fr.)
<b>REC</b>	11	Dede Westbrook (6-0, 168, Jr.)
	15	Jeffery Mead (6-5, 188, So.)
	18	Dahu Green (6-4, 203, Fr.)
<b>REC</b>	1	Jarvis Baxter (5-11, 160, Jr.)
	16	Michiah Quick (5-11, 184, So.)
	84	Grant Bothun (5-11, 187, R-Jr.)
<b>LT</b>	78	Orlando Brown (6-8, 342, R-Fr.)
	72	Derek Farniok (6-8, 339, R-Sr.)
<b>LG</b>	68	Jonathan Alvarez (6-3, 297, So.)
	72	Derek Farniok (6-8, 339, R-Sr.)
<b>C</b>	56	Ty Darlington (6-3, 286, Sr.)
	58	Erick Wren (6-2, 324, R-So.)
<b>RG</b>	54	Nila Kasitati (6-3, 319, R-Sr.)
	52	Jamal Danley (6-3, 297, Jr.)
<b>RT</b>	75	Dru Samia (6-4, 284, Fr.)
	55	Josiah St. John (6-6, 308, R-Sr.)
<b>REC</b>	3	Sterling Shepard (5-10, 193, Sr.)
	81	Mark Andrews (6-5, 245, R-Fr.)
	89	Connor Knight (6-4, 241, R-Jr.)
<b>REC</b>	5	Durrone Neal (5-11, 199, Sr.)
	13	A.D. Miller (6-3, 187, Fr.)
	19	Dallis Todd (6-3, 196, R-Fr.)

## DEFENSE

<b>DE/OLB</b>	19	Eric Striker (6-0, 222, Sr.)
	23	Devante Bond (6-1, 238, Sr.)
<b>DT</b>	92	Matt Romar (6-0, 291, R-So.)
	93	Jordan Wade (6-3, 300, R-Jr.)
<b>DT</b>	94	Matt Dimon (6-2, 260, Jr.) <b>OR</b>
	97	Charles Walker (6-2, 297, R-So.)
	99	Dwayne Orso-Bacchus (6-5, 300, R-Fr.)
<b>DE</b>	91	Charles Tapper (6-2, 282, Sr.)
	87	D.J. Ward (6-2, 259, R-So.) <b>OR</b>
	95	Austin Roberts (6-6, 265, Jr.) <b>OR</b>
	31	Ogbonnia Okoronkwo (6-2, 236, R-So.)
<b>ILB</b>	26	Jordan Evans (6-2, 239, Jr.)
	20	Frank Shannon (6-0, 239, R-Sr.)
<b>ILB</b>	1	Dominique Alexander (6-0, 220, Jr.)
	9	Tay Evans (6-2, 235, R-Fr.)
<b>CB</b>	15	Zack Sanchez (5-11, 179, R-Jr.)
	27	Dakota Austin (5-10, 157, Jr.)
<b>FS</b>	13	Ahmad Thomas (6-0, 213, Jr.)
	8	Kahlil Haughton (6-1, 185, Fr.)
<b>SS</b>	10	Steven Parker (6-1, 200, So.)
	21	Will Sunderland (6-2, 194, Fr.)
<b>NB</b>	12	Will Johnson (6-0, 182, So.)
	10	Steven Parker (6-1, 200, So.)
<b>CB</b>	7	Jordan Thomas (6-0, 191, So.)
	2	P.J. Mbanasor (6-0, 192, Fr.)

## SPECIALISTS

<b>K</b>	43	Austin Seibert (5-10, 210, Fr.)	<b>KO</b>	39	Nick Hodgson (6-2, 202, R-Sr.)
	39	Nick Hodgson (6-2, 202, R-Sr.)		43	Austin Seibert (5-10, 210, Fr.)
<b>P</b>	43	Austin Seibert (5-10, 210, Fr.)	<b>H</b>	84	Grant Bothun (5-11, 187, R-Jr.)
	38	Jack Steed (6-4, 216, R-Jr.)		38	Jack Steed (6-4, 216, R-Jr.)
<b>KR</b>	28	Alex Ross (6-1, 221, R-Jr.)	<b>PC</b>	42	Wesley Horky (6-1, 220, So.)
	5	Durrone Neal (5-11, 199, Sr.)		89	Connor Knight (6-4, 241, R-Jr.)
<b>PR</b>	3	Sterling Shepard (5-10, 193, Sr.)	<b>KC</b>	89	Connor Knight (6-4, 241, R-Jr.)
	15	Zack Sanchez (5-11, 179, R-Jr.)		42	Wesley Horky (6-1, 220, So.)



No.	Player	Pos.	Ht.	Wt.	Yr.	Hometown (Previous School)
1	Dominique Alexander**	LB	6-0	220	Jr.	Tulsa, Okla. (Booker T. Washington HS)
1	Jarvis Baxter	WR	5-11	160	Jr.	Garland, Texas (Trinity Valley CC)
2	John Humphrey	WR	5-11	170	Fr.	League City, Texas (Clear Falls HS)
2	P.J. Mbanasor	CB	6-1	192	Fr.	Pflugerville, Texas (Hendrickson HS)
3	Sterling Shepard***	WR	5-10	193	Sr.	Oklahoma City, Okla. (Heritage Hall HS)
4	Hatari Byrd**	S	6-1	206	Jr.	Fresno, Calif. (Central East HS)
4	Reece Clark	QB	6-4	198	Fr.	Cypress, Texas (Cypress Woods HS)
5	Durrone Neal***	WR	5-11	199	Sr.	St. Louis, Mo. (De Smet Jesuit HS)
5	Antoine Stephens	CB	6-1	186	Fr.	Dallas, Texas (Justin F. Kimball HS)
6	Baker Mayfield	QB	6-1	209	Jr.	Austin, Texas (Texas Tech University)
6	Stanvon Taylor**	CB	5-11	178	Jr.	Tulsa, Okla. (East Central HS)
7	Jordan Thomas*	CB	6-0	191	So.	Klein, Texas (Klein HS)
8	Kahlil Houghton	S	6-0	185	Fr.	Waco, Texas (Midway HS)
9	Tay Evans	LB	6-2	235	R-Fr.	Allen, Texas (Allen HS)
9	Trevor Knight**	QB	6-1	207	R-Jr.	San Antonio, Texas (Reagan HS)
10	Steven Parker*	S	6-1	200	So.	Tulsa, Okla. (Jenks HS)
11	Dede Westbrook	WR	6-0	168	Jr.	Cameron, Texas (Blinn CC)
12	Will Johnson	DB	6-0	182	So.	Baltimore, Md. (Monroe CC)
12	Connor McGinnis	QB	6-4	189	Fr.	Oklahoma City, Okla. (Heritage Hall HS)
13	A.D. Miller	WR	6-3	187	Fr.	Dallas, Texas (Bishop Dunne HS)
13	Ahmad Thomas**	S	6-0	213	Jr.	Miami, Fla. (Miami Central HS)
14	Cody Thomas*	QB	6-4	211	R-So.	Colleyville, Texas (Heritage HS)
15	Jeffery Mead*	WR	6-5	188	So.	Tulsa, Okla. (Union HS)
15	Zack Sanchez**	CB	5-11	179	R-Jr.	Fort Worth, Texas (Central HS)
16	Michiah Quick*	WR	5-11	184	So.	Fresno, Calif. (Central East HS)
17	Jordan Smallwood*	WR	6-2	210	R-So.	Jenks, Okla. (Jenks HS)
18	Curtis Bolton	LB	6-0	223	R-Fr.	Murrieta, Calif. (Vista Murrieta HS)
18	Dahu Green	WR	6-4	203	Fr.	Oklahoma City, Okla. (Westmoore HS)
19	Eric Striker***	LB	6-0	222	Sr.	Tampa, Fla. (Armwood HS)
19	Dallis Todd	WR	6-3	196	R-Fr.	La Mirada, Calif. (La Mirada HS)
20	Tion Grant	RB	5-11	171	So.	Tulsa, Okla. (Edison Prep School)
20	Frank Shannon**	LB	6-0	239	R-Sr.	Dallas, Texas (Skyline HS)
21	Will Sunderland	S	6-2	194	Fr.	Midwest City, Okla. (Midwest City HS)
22	Ricky DeBerry	LB	6-2	242	Fr.	Mechanicsville, Va. (Atlee HS)
23	Devante Bond*	LB	6-1	238	Sr.	Sacramento, Calif. (Sierra CC)
24	Rodney Anderson	RB	6-0	211	Fr.	Katy, Texas (Katy HS)
25	Joe Mixon	RB	6-1	217	R-Fr.	Oakley, Calif. (Freedom HS)
26	Jordan Evans**	LB	6-2	239	Jr.	Norman, Okla. (Norman North HS)
27	Dakota Austin*	CB	5-10	157	Jr.	Lancaster, Texas (Lancaster HS)
28	Alex Ross**	RB	6-1	221	R-Jr.	Jenks, Okla. (Jenks HS)
29	Prentice McKinney	S	6-1	178	Fr.	Dallas, Texas (South Oak Cliff HS)
30	Ernest Gardner	DB	6-0	161	R-So.	Alameda, Calif. (Laney College)
31	Ogbonnia Okoronkwo*	LB	6-2	236	R-So.	Houston, Texas (Alief Taylor HS)
32	Samaje Perine*	RB	5-10	230	So.	Pflugerville, Texas (Hendrickson HS)
33	Anthony Sheppard	RB	5-11	234	Fr.	Anchorage, Alaska (Robert Service HS)
34	Daniel Brooks*	RB	5-8	182	R-Jr.	Port Lavaca, Texas (Calhoun HS)
35	Cole Swayze	DB	6-1	217	Jr.	Purcell, Okla. (Oklahoma Baptist Univ.)
36	Dimitri Flowers*	FB	6-2	228	So.	San Antonio, Texas (Churchill HS)
36	Kyle Pfau	P/K	5-10	191	So.	Spring, Texas (LSU)
37	Anuar Hage	DB	5-9	174	Fr.	Dallas, Texas (Highland Park HS)
38	Najee Bisssoon	S	5-5	168	R-So.	Houston, Texas (Houston Baptist Univ.)
38	Jack Steed	P	6-4	216	R-Jr.	Katy, Texas (Cinco Ranch HS)
39	Nick Hodgson**	K	6-2	202	R-Sr.	N. Richland Hills, Texas (N. Richland Hills HS)
39	Darius Owens	CB	5-10	182	R-So.	Yukon, Okla. (Henderson State University)
40	P. L. Lindley***	LB	6-1	257	R-Sr.	Round Rock, Texas (Stony Point HS)
41	Jesse Walker	S	6-0	193	R-So.	Oklahoma City, Okla. (Westmoore HS)
42	Wesley Horky*	LS	6-1	220	So.	Brentwood, Tenn. (Ravenwood HS)
42	Ruben Hunter	LB	6-2	215	R-So.	Oklahoma City, Okla. (Putnam City North HS)
43	Austin Seibert	K	5-10	210	Fr.	Belleville, Ill. (Belleville West HS)
44	Jaxon Uhles	FB	5-11	236	R-So.	Norman, Okla. (Pittsburg State Univ.)
45	Carson Meier	TE	6-5	234	R-Fr.	Tulsa, Okla. (Union HS)
46	Gabriel Campbell	DE	6-6	257	Fr.	Yazoo City, Miss. (Yazoo City HS)
47	Eric Hosek	K	5-9	154	R-Sr.	Sherman, Texas (Sherman HS)
50	Courtney Garnett	DT	6-1	301	R-Fr.	New Orleans, La. (Saint Augustine HS)
50	Arthur McGinnis	LB	6-1	259	Fr.	New Orleans, La. (Warren Easton HS)
51	Cade Newhouse-Parker	LB	6-0	230	So.	Norman, Okla. (Norman HS)
52	Jamal Danley	OL	6-3	297	Jr.	Byhalia, Miss. (East Mississippi CC)
54	Nila Kasitati***	G	6-3	319	R-Sr.	Euleuss, Texas (Trinity HS)
55	Kenneth Mann	DE	6-3	263	Fr.	Burleson, Texas (Burleson HS)
55	Josiah St. John*	T	6-6	308	R-Sr.	Toronto, Ontario (Trinity Valley CC)
56	Ty Darlington***	C	6-3	286	Sr.	Apopka, Fla. (Apopka HS)

No.	Player	Pos.	Ht.	Wt.	Yr.	Hometown (Previous School)
57	Jack Aubel	LS	6-3	222	Fr.	Coral Springs, Fla. (St. Thomas Aquinas HS)
57	Du'Vonta Lampkin	DT	6-4	300	Fr.	Houston, Texas (Cypress Falls HS)
58	Chase Frazier	DT	5-11	299	R-So.	Grapevine, Texas (Grapevine HS)
58	Erick Wren	OL	6-2	324	R-So.	Mesquite, Texas (Arizona Western CC)
59	Kane Snowden	DT	5-11	240	R-Jr.	Oklahoma City, Okla. (Westmoore HS)
63	Alex Dalton	C	6-3	290	R-Fr.	Troy, Ohio (Troy HS)
64	Dylan Hartsook	G	6-6	300	R-Jr.	Midwest City, Okla. (Choctaw HS)
65	Nick Hardaway	G	6-2	319	R-So.	Moore, Okla. (Westmoore HS)
66	Riley Nolan	G	6-0	281	R-Jr.	Norman, Okla. (Missouri Southern St. Univ.)
68	Jonathan Alvarez	G	6-3	297	So.	Mesquite, Texas (Horn HS)
69	Quinn Mittermeier	OL	6-5	292	So.	Topeka, Kan. (Butler CC)
70	Christian Daimler	T	6-7	293	R-So.	Houston, Texas (Stratford HS)
71	Bobby Evans	OL	6-4	287	Fr.	Allen, Texas (Allen HS)
72	Derek Farniok***	T	6-8	339	R-Sr.	Sioux Falls, S.D. (Washington HS)
74	Cody Ford	OL	6-3	324	Fr.	Pineville, La. (Pineville HS)
75	Dru Samia	G	6-4	284	Fr.	Sacramento, Calif. (River City HS)
76	Sam Grant*	T	6-6	274	R-Jr.	North Royalton, Ohio (St. Edward HS)
77	Joseph Paul	T	6-4	363	R-Fr.	New Orleans, La. (Saint Augustine HS)
78	Orlando Brown	T	6-8	342	R-Fr.	Duluth, Ga. (Peachtree Ridge HS)
79	Dominique Hearne	OL	6-3	326	Fr.	Lancaster, Texas (Lancaster HS)
80	Sam Iheke	WR	6-4	195	Fr.	Dallas, Texas (Lake Highlands HS)
80	Isaac Ijalana	DE	6-4	263	R-So.	Mount Holly, N.J. (Pierce CC)
81	Mark Andrews	WR	6-5	245	R-Fr.	Scottsdale, Ariz. (Desert Mountain HS)
82	Ezel McIntee	WR	5-10	204	R-Fr.	Edmond, Okla. (Edmond North HS)
83	Nick Basquine	WR	5-11	187	R-Fr.	Norman, Okla. (Norman North HS)
84	Grant Bothun**	WR	5-11	187	R-Jr.	Rowlett, Texas (Rowlett HS)
84	Dalton Rodriguez	LB	6-6	236	So.	Broken Arrow, Okla. (Tulsa University)
86	Lee Morris	WR	6-2	203	Fr.	Allen, Texas (Allen HS)
87	Parker Fentress	WR	6-2	193	Fr.	Southlake, Texas (Southlake Carroll HS)
87	D.J. Ward*	DE	6-2	259	R-So.	Moore, Okla. (Southmoore HS)
88	Eric DeLay	WR	6-2	212	Fr.	Cleveland, Okla. (Oklahoma Baptist Univ.)
89	Connor Knight**	TE	6-4	241	R-Jr.	San Antonio, Texas (Reagan HS)
90	Neville Gallimore	DT	6-3	345	Fr.	St. Catherine's, Ontario (Canada Prep Football Acad.)
91	Charles Tapper***	DE	6-2	282	Sr.	Baltimore, Md. (City College HS)
92	Matthew Romar*	DT	6-0	291	R-So.	Port Arthur, Texas (Memorial HS)
93	Jordan Wade**	DT	6-3	300	R-Jr.	Round Rock, Texas (Stony Point HS)
94	Matt Dimon**	DE	6-2	260	Jr.	Katy, Texas (Katy HS)
95	Austin Roberts	DE	6-6	265	Jr.	Warner Robbins, Ga. (Northeastern Okla. A&M)
96	Mitch Tate	DE	6-3	264	R-Sr.	Bartlesville, Okla. (Bartlesville HS)
97	Charles Walker*	DL	6-2	297	R-So.	Garland, Texas (South Garland HS)
98	Marquise Overton	DT	6-1	309	Fr.	Jenks, Okla. (Jenks HS)
99	Dwayne Orso-Bacchus	DE	6-5	300	R-Fr.	Birmingham, Ala. (Homewood HS)

**COACHING STAFF**

Bob Stoops	Head Coach
Mike Stoops	Associate Head Coach/Defensive Coordinator/Outside Linebackers
Cale Gundy	Assistant Head Coach/Inside Receivers
Lincoln Riley	Offensive Coordinator/Quarterbacks
Bill Bedenbaugh	Offensive Line
Jay Boulware	Special Teams/Running Backs
Kerry Cooks	Defensive Backs
Tim Kish	Inside Linebackers
Diron Reynolds	Defensive Line
Dennis Simmons	Outside Receivers

No.	Player	Pos.	Ht.	Wt.	Yr.	Hometown (Previous School)
1	Dominique Alexander**	LB	6-0	220	Jr.	Tulsa, Okla. (Booker T. Washington HS)
68	Jonathan Alvarez	G	6-3	297	So.	Mesquite, Texas (Horn HS)
24	Rodney Anderson	RB	6-0	211	Fr.	Katy, Texas (Katy HS)
81	Mark Andrews	WR	6-5	245	R-Fr.	Scottsdale, Ariz. (Desert Mountain HS)
57	Jack Aubel	LS	6-3	222	Fr.	Coral Springs, Fla. (St. Thomas Aquinas HS)
27	Dakota Austin*	CB	5-10	157	Jr.	Lancaster, Texas (Lancaster HS)
83	Nick Basquine	WR	5-11	187	R-Fr.	Norman, Okla. (Norman North HS)
1	Jarvis Baxter	WR	5-11	160	Jr.	Garland, Texas (Trinity Valley CC)
38	Najee Bissoon	S	5-5	168	R-So.	Houston, Texas (Houston Baptist University)
18	Curtis Bolton	LB	6-0	223	R-Fr.	Murrieta, Calif. (Vista Murrieta HS)
23	Devante Bond*	LB	6-1	238	Sr.	Sacramento, Calif. (Sierra CC)
84	Grant Bothun**	WR	5-11	187	R-Jr.	Rowlett, Texas (Rowlett HS)
34	Daniel Brooks	RB	5-8	182	R-Jr.	Port Lavaca, Texas (Calhoun HS)
78	Orlando Brown	T	6-8	342	R-Fr.	Duluth, Ga. (Peachtree Ridge HS)
4	Hatari Byrd**	S	6-1	206	Jr.	Fresno, Calif. (Central East HS)
46	Gabriel Campbell	DE	6-6	257	Fr.	Yazoo City, Miss. (Yazoo City HS)
4	Reece Clark	QB	6-4	198	Fr.	Cypress, Texas (Cypress Woods HS)
70	Christian Daimler	T	6-7	293	R-So.	Houston, Texas (Stratford HS)
63	Alex Dalton	C	6-3	290	R-Fr.	Troy, Ohio (Troy HS)
52	Jamal Danley	OL	6-3	297	Jr.	Byhalia, Miss. (East Mississippi CC)
56	Ty Darlington***	C	6-3	286	Sr.	Apopka, Fla. (Apopka HS)
22	Ricky DeBerry	LB	6-2	242	Fr.	Mechanicsville, Va. (Atlee HS)
88	Eric DeLay	WR	6-2	212	Fr.	Cleveland, Okla. (Oklahoma Baptist Univ.)
94	Matt Dimon**	DE	6-2	260	Jr.	Katy, Texas (Katy HS)
71	Bobby Evans	OL	6-4	287	Fr.	Allen, Texas (Allen HS)
26	Jordan Evans**	LB	6-2	239	Jr.	Norman, Okla. (Norman North HS)
9	Tay Evans	LB	6-2	235	R-Fr.	Allen, Texas (Allen HS)
72	Derek Farniok***	T	6-8	339	R-Sr.	Sioux Falls, S.D. (Washington HS)
87	Parker Fentriss	WR	6-2	193	Fr.	Southlake, Texas (Southlake Carroll HS)
36	Dimitri Flowers*	FB	6-2	228	So.	San Antonio, Texas (Churchill HS)
74	Cody Ford	OL	6-3	324	Fr.	Pineville, La. (Pineville HS)
58	Chase Frazier	DT	5-11	299	R-So.	Grapevine, Texas (Grapevine HS)
90	Neville Gallimore	DT	6-3	345	Fr.	St. Catherine's, Ontario (Canada Prep Football Acad.)
30	Ernest Gardner	DB	6-0	161	R-So.	Alameda, Calif. (Laney College)
50	Courtney Garnett	DT	6-1	301	R-Fr.	New Orleans, La. (Saint Augustine HS)
76	Sam Grant*	T	6-6	274	R-Jr.	North Royalton, Ohio (St. Edward HS)
20	Tion Grant	RB	5-11	171	So.	Tulsa, Okla. (Edison Prep School)
18	Dahu Green	WR	6-4	203	Fr.	Oklahoma City, Okla. (Westmoore HS)
37	Anuar Hage	DB	5-9	174	Fr.	Dallas, Texas (Highland Park HS)
65	Nick Hardaway	G	6-2	319	R-So.	Moore, Okla. (Westmoore HS)
64	Dylan Hartsook	G	6-6	300	R-Jr.	Midwest City, Okla. (Choctaw HS)
8	Kahlil Haughton	S	6-1	185	Fr.	Waco, Texas (Midway HS)
79	Dominique Hearne	OL	6-3	326	Fr.	Lancaster, Texas (Lancaster HS)
39	Nick Hodgson**	K	6-2	202	R-Sr.	N. Richland Hills, Texas (N. Richland Hills HS)
42	Wesley Horky*	LS	6-1	220	So.	Brentwood, Tenn. (Ravenwood HS)
47	Eric Hosek	K	5-9	154	R-Sr.	Sherman, Texas (Sherman HS)
2	John Humphrey	WR	5-11	170	Fr.	League City, Texas (Clear Falls HS)
42	Ruben Hunter	LB	6-2	215	R-So.	Oklahoma City, Okla. (Putnam City North HS)
80	Sam Iheke	WR	6-4	195	Fr.	Dallas, Texas (Lake Highlands HS)
80	Isaac Ijalana	DE	6-4	263	R-So.	Mount Holly, N.J. (Pierce CC)
12	Will Johnson	DB	6-0	182	So.	Baltimore, Md. (Monroe CC)
54	Nilia Kasitati***	G	6-3	319	R-Sr.	Eueless, Texas (Trinity HS)
89	Connor Knight**	TE	6-4	241	R-Jr.	San Antonio, Texas (Reagan HS)
9	Trevor Knight**	QB	6-1	207	R-Jr.	San Antonio, Texas (Reagan HS)
57	Du'Vonta Lampkin	DT	6-4	300	Fr.	Houston, Texas (Cypress Falls HS)
40	P. L. Lindley***	LB	6-1	257	R-Sr.	Round Rock, Texas (Stony Point HS)
55	Kenneth Mann	DE	6-3	263	Fr.	Burleson, Texas (Burleson HS)
6	Baker Mayfield	QB	6-1	209	Jr.	Austin, Texas (Texas Tech University)
2	P.J. Mbanasor	CB	6-0	192	Fr.	Pflugerville, Texas (Hendrickson HS)
50	Arthur McGinnis	LB	6-1	259	Fr.	New Orleans, La. (Warren Easton HS)
12	Connor McGinnis	QB	6-4	189	Fr.	Oklahoma City, Okla. (Heritage Hall HS)
82	Ezel McIntee	WR	5-10	204	R-Fr.	Edmond, Okla. (Edmond North HS)
29	Prentice McKinney	S	6-1	178	Fr.	Dallas, Texas (South Oak Cliff HS)
15	Jeffery Mead*	WR	6-5	188	So.	Tulsa, Okla. (Union HS)
45	Carson Meier	TE	6-5	234	R-Fr.	Tulsa, Okla. (Union HS)
13	A.D. Miller	WR	6-3	187	Fr.	Dallas, Texas (Bishop Dunne HS)
69	Quinn Mittermeier	OL	6-5	292	So.	Topeka, Kan. (Butler CC)
25	Joe Mixon	RB	6-1	217	R-Fr.	Oakley, Calif. (Freedom HS)
86	Lee Morris	WR	6-2	203	Fr.	Allen, Texas (Allen HS)
5	Durrone Neal***	WR	5-11	199	Sr.	St. Louis, Mo. (De Smet Jesuit HS)
51	Cade Newhouse-Parker	LB	6-0	230	So.	Norman, Okla. (Norman HS)

No.	Player	Pos.	Ht.	Wt.	Yr.	Hometown (Previous School)
66	Riley Nolan	G	6-0	281	R-Jr.	Norman, Okla. (Missouri Southern St. Univ.)
31	Ogbonnia Okoronkwo*	LB	6-2	236	R-So.	Houston, Texas (Alief Taylor HS)
99	Dwayne Orso-Bacchus	DE	6-5	300	R-Fr.	Birmingham, Ala. (Homewood HS)
98	Marquise Overton	DT	6-1	309	Fr.	Jenks, Okla. (Jenks HS)
39	Darius Owens	CB	5-10	182	R-So.	Yukon, Okla. (Henderson State University)
10	Steven Parker*	S	6-1	200	So.	Tulsa, Okla. (Jenks HS)
77	Joseph Paul	T	6-4	363	R-Fr.	New Orleans, La. (Saint Augustine HS)
32	Samaje Perine*	RB	5-10	230	So.	Pflugerville, Texas (Hendrickson HS)
36	Kyle Plau	P/K	5-10	191	So.	Spring, Texas (LSU)
16	Michiah Quick*	WR	5-11	184	So.	Fresno, Calif. (Central East HS)
95	Austin Roberts	DE	6-6	265	Jr.	Warner Robbins, Ga. (Northeastern Okla. A&M)
84	Dalton Rodriguez	LB	6-6	236	So.	Broken Arrow, Okla. (Tulsa University)
92	Matthew Romar*	DT	6-0	291	R-So.	Port Arthur, Texas (Memorial HS)
28	Alex Ross**	RB	6-1	221	R-Jr.	Jenks, Okla. (Jenks HS)
75	Dru Samia	G	6-4	284	Fr.	Sacramento, Calif. (River City HS)
15	Zack Sanchez**	CB	5-11	179	R-Jr.	Fort Worth, Texas (Central HS)
43	Austin Seibert	K	5-10	210	Fr.	Belleville, Ill. (Belleville West HS)
20	Frank Shannon**	LB	6-0	239	R-Sr.	Dallas, Texas (Skyline HS)
3	Sterling Shepard***	WR	5-10	193	Sr.	Oklahoma City, Okla. (Heritage Hall HS)
33	Anthony Sheppard	RB	5-11	234	Fr.	Anchorage, Alaska (Robert Service HS)
17	Jordan Smallwood*	WR	6-2	210	R-So.	Jenks, Okla. (Jenks HS)
59	Kane Snowden	DT	5-11	240	R-Jr.	Oklahoma City, Okla. (Westmoore HS)
55	Josiah St. John*	T	6-6	308	R-Sr.	Toronto, Ontario (Trinity Valley CC)
38	Jack Steed	P	6-4	216	R-Jr.	Katy, Texas (Cinco Ranch HS)
5	Antoine Stephens	CB	6-1	186	Fr.	Dallas, Texas (Justin F. Kimball HS)
19	Eric Striker***	LB	6-0	222	Sr.	Tampa, Fla. (Armwood HS)
21	Will Sunderland	S	6-2	194	Fr.	Midwest City, Okla. (Midwest City HS)
35	Cole Swayze	DB	6-1	217	Jr.	Purcell, Okla. (Oklahoma Baptist University)
91	Charles Tapper***	DE	6-2	282	Sr.	Baltimore, Md. (City College HS)
96	Mitch Tate	DE	6-3	264	R-Sr.	Bartlesville, Okla. (Bartlesville HS)
6	Stanvon Taylor**	CB	5-11	178	Jr.	Tulsa, Okla. (East Central HS)
13	Ahmad Thomas**	S	6-0	213	Jr.	Miami, Fla. (Miami Central HS)
14	Cody Thomas*	QB	6-4	211	R-So.	Colleyville, Texas (Heritage HS)
7	Jordan Thomas*	CB	6-0	191	So.	Klein, Texas (Klein HS)
19	Dallis Todd	WR	6-3	196	R-Fr.	La Mirada, Calif. (La Mirada HS)
44	Jaxon Uhles	FB	5-11	236	R-So.	Norman, Okla. (Pittsburg State University)
93	Jordan Wade**	DT	6-3	300	R-Jr.	Round Rock, Texas (Stony Point HS)
97	Charles Walker*	DL	6-2	297	R-So.	Garland, Texas (South Garland HS)
41	Jesse Walker	S	6-0	193	R-So.	Oklahoma City, Okla. (Westmoore HS)
87	D.J. Ward*	DE	6-2	259	R-So.	Moore, Okla. (Southmoore HS)
11	Dede Westbrook	WR	6-0	168	Jr.	Cameron, Texas (Blinn CC)
58	Erick Wren	OL	6-2	324	R-So.	Mesquite, Texas (Arizona Western CC)

**PRONUNCIATION GUIDE**

Grant Bothun	BAHTH-un	P.J. Mbanasor	em-BAN-uh-sore
Hatari Byrd	huh-TAR-ee	Durrone Neal	duhr-RON
Matt Dimon	DIE-mon	Ogbonnia Okoronkwo	o-BON-ya oak-o-RON-kwo
Derek Farniok	FAR-nee-ock	Dwayne Orso-Bacchus	BAH-cuss
Kenyon Frison	FREEZ-in	Marquise Overton	mar-KEZ
Dahu Green	DAH-hoo	Samaje Perine	sah-MAH-jay PEE-rine
Kahlil Haughton	kuh-LEEL HAWT-in	Michiah Quick	mah-KIE-uh
Eric Hosek	HO-sek	Dru Samia	sah-MEE-uh
Isaac Ijalana	i-jah-LAH-nah	Austin Seibert	SIGH-bert
Nilia Kasitati	NEE-luh kah-sih-TAH-tee	Josiah St. John	joe-SIGH-uh
P.J. Mbanasor	em-BAN-uh-sore	Dede Westbrook	DEE-dee

# PLAYER CAPSULES

## QUARTERBACKS

### 6 BAKER MAYFIELD (JR.)

- ▶ Named national player of the year by Sporting News.
- ▶ Named First-Team All-American by Sporting News and Walter Camp Football Foundation, and Second-Team All-American by AP and FWAA.
- ▶ Winner of Burlsworth Trophy and finalist for O'Brien, Walter Camp and Manning Awards.
- ▶ Tabled Big 12 Offensive Player of the Year and All-Big 12 First Team by league's coaches.
- ▶ Has thrown at least 3 touchdowns in 8 games this season and topped 300 yards passing 5 times, the latter of which ties him for fifth most in a career in OU history with Cale Gundy.
- ▶ Accounted for 3 TDs (2 passing, 1 rushing) at Oklahoma State (11/28).
- ▶ Missed the second half against TCU (11/21; injury precaution); threw 2 TDs in 1st half.
- ▶ Threw for 270 yards on 24-for-34 passing with 3 TDs while adding 76 yards and a TD on the ground in the Sooners' win at Baylor (11/14).
- ▶ Threw for 342 yards and 3 TDs (2 of which were 70+ yards) on 23-for-31 passing and ran for another score against Iowa State (11/7).
- ▶ Totaled 332 yards passing in the first half at Kansas (10/31) while adding 4 TD passes (the 332 passing yards were the second most in a half in school history).
- ▶ Threw a career-high 5 TDs (all in the first half) at Kansas State (10/17); became fifth Sooner to throw at least 5 TDs in a game (Josh Heupel, Jason White, Sam Bradford, Landry Jones).
- ▶ Recorded 320 yards passing with 3 TDs against a West Virginia defense (10/3) that was allowing a Big 12-low 154.0 passing yards per game.
- ▶ Amassed 572 yards of total offense vs. Tulsa (9/19) to set the OU single-game record. That total is the most by an FBS player this year and seventh most by a player in Big 12 history.
- ▶ Passed for a career-high 487 yards (fourth most in school history) and rushed for a career-high 85 yards against Tulsa to earn co-Big 12 Offensive Player of the Week honors.
- ▶ His 226.60 pass efficiency vs. Tulsa is the highest by a Sooner with 30+ pass attempts.
- ▶ Against Tulsa, threw 4 TD passes and ran for 2 more to become one of 6 players in school history to account for 6 touchdowns in game.
- ▶ Led a comeback from a 17-point deficit at Tennessee (9/12); recorded 3 passing TDs and added another on the ground, all in the 4th quarter and 2 overtime periods.
- ▶ Set the OU record for passing yards in a season opener with 388 against Akron (9/5/15).
- ▶ Named OU's starting quarterback on Aug. 24.
- ▶ Transferred from Texas Tech after the 2013 season and sat out 2014 (lost a year of eligibility in the intraleague transfer). Played in 8 games (7 starts) as a freshman at Texas Tech, completing 218 of 340 passes for 2,315 yards with 12 TDs and 9 INTs.
- ▶ Named the Big 12 Offensive Freshman of the Year in 2013 and an honorable mention freshman All-American by College Football News.
- ▶ Threw for 413 yards with 4 TDs, while adding a rushing score in his collegiate debut, a 41-23 victory at SMU (8/30/12). He was named Big 12 Offensive Player of the Week.

### 14 CODY THOMAS (RS-SO.)

- ▶ Has played in nine career games and owns a 2-1 record as OU's starter.
- ▶ Made first career start at Texas Tech (11/5/14), recording career highs in pass yards (133), completions (10), pass TDs (1), rush yards (103), rush attempts (8) and rush TDs (1).

### 9 TREVOR KNIGHT (RS-JR.)

- ▶ In 24 career games, has thrown for 3,424 passing yards and 25 TDs with 4 300-yard games. Also has 853 rush yards with 8 rush TDs, a receiving TD and is 11-4 as OU's starter.
- ▶ Played the second half against TCU (11/21) in place of an injured Baker Mayfield.
- ▶ Threw a 55-yard TD pass to Mark Andrews in the fourth quarter against Iowa State (11/7).
- ▶ Played most of the second half at Kansas (10/31). Finished 6-for-9 passing for 61 yards and a TD (to twin brother Connor), while adding 17 rushing yards and a TD on five carries.
- ▶ Recorded career highs in rushing yards (146) and rushing TDs (3) on 16 carries and also added 3 passing TDs at Iowa State (11/1/14), earning Big 12 Player of the Week honors.
- ▶ Named 2014 Sugar Bowl MVP vs. Alabama (1/2/14). Completed a Sugar Bowl-record 32 passes setting career highs with 348 yards and a school bowl record four TDs (1/2/14).

## RUNNING BACKS

### 32 SAMAJE PERINE (SO.)

- ▶ All-Big 12 First Team honoree (coaches) averaging team-high 107.6 rush yards per game with 15 rushing TDs and 1 receiving TD.
- ▶ Is one of three Sooners to record 1,000 yards rushing in both his freshman and sophomore seasons, joining Adrian Peterson and De'Mond Parker.
- ▶ Reached 2,000 and 3,000 rushing yards in fewer attempts than anyone in the Stoops era.
- ▶ Piled up 131 rush yards on 17 carries, including a 68-yard TD, at Oklahoma State (11/28).
- ▶ Rushed for 188 yards on 26 carries, including a career-long 72-yard TD, vs. TCU (11/21).
- ▶ Led OU in rushing with 166 yards on 28 carries in the Sooners' win over Baylor (11/14).
- ▶ Rushed for season highs in yards (201) and TDs (4) against Texas Tech (10/24) to earn Big 12 Offensive Player of the Week honors for the fourth time in his career (first in 2015).
- ▶ His 200-yard performance was the fourth of his career, tying for fourth most in OU history.

- ▶ Posted a team-leading 154 rushing yards on 22 carries against Tulsa (9/19).
- ▶ Named to 2014 All-Big 12 First Team, Big 12 Offensive Freshman of the Year by the coaches.
- ▶ Unanimous AP All-Big 12 First Team selection and Big 12 Offensive Newcomer of the Year.
- ▶ Named a second-team All-American by the FWAA.
- ▶ Three-time Big 12 Offensive Player of the Week last season, tying a school record.
- ▶ Led Big 12 in rushing (131.6 ypg) and rush TDs (21) in 2014; ranked second in yards/carry (6.5).
- ▶ Led all FBS freshmen and ranked eighth overall in the nation in rushing yards per game.
- ▶ Second in OU history and sixth in FBS history for rush yards in a season by a freshman (1,713).
- ▶ Owns the Big 12 and OU records for most rushing TDs by a freshman RB with 21.
- ▶ Set the FBS single-game rushing record with 427 yards on 34 carries (12.6 avg.) with 5 rushing TDs vs. Kansas (11/22/14).
- ▶ Only player in FBS history to run for more than 200 yards in both halves of a game (222 in 1st and 205 in 2nd) vs. Kansas (11/22/14).

### 25 JOE MIXON (RS-FR.)

- ▶ Averaging 62.4 rush yards and 28.8 receiving yards per game with 11 TDs (7 rush, 4 rec.).
- ▶ Leads all Power 5 players by averaging 8.3 yards per carry since 10/24 (last 6 games).
- ▶ Led OU with 14 carries for 136 yards and a pair of TDs, one a 66-yarder, at Okla. State (11/28).
- ▶ Rushed for a 57-yard TD against Iowa State (11/7).
- ▶ Hauled in a 68-yard TD catch, the second longest of his career, at Kansas (10/31).
- ▶ Rushed for a career-high 154 yards and 2 TDs on 16 carries against Texas Tech (10/24).
- ▶ Led the team with 73 rush yards and 1 TD on 15 carries at Kansas State (10/17) and added 29 yards and a TD on 3 catches.
- ▶ Led the Sooners with 115 receiving yards against Akron (9/5), becoming the first OU running back to record more than 100 receiving yards since Trey Millard against Texas in 2012.
- ▶ His 76-yard TD catch against Akron (9/5) was the longest by a freshman RB in OU history.
- ▶ Five-star recruit by Rivals, 247Sports and Scout who sat out last year (team suspension).
- ▶ Ranked as the nation's No. 1 running back by Rivals and 247Sports out of high school.
- ▶ Rushed for 1,704 yards in 23 touchdowns as a senior at Freedom HS in Oakley, Calif.

### 28 ALEX ROSS (RS-JR.)

- ▶ Has played in 35 career games (3 starts) with 121 carries for 787 yards (6.5 avg.) and 5 TDs, while adding 11 catches for 66 yards.
- ▶ Posted 103 rushing yards on 14 carries, all in the second half, at Kansas (10/31).

## H-BACKS

### 36 DIMITRI FLOWERS (SO.)

- ▶ An All-Big 12 Honorable Mention pick by league's coaches.
- ▶ Has played in 25 career games (9 starts) with 17 catches for 222 yards (13.1 avg.) and 4 TDs.
- ▶ Notched his fourth touchdown of the year on his lone catch at Oklahoma State (11/28).
- ▶ Hauled in his third career TD catch late in the fourth quarter in the win at Baylor (11/14).
- ▶ Had a career-long 75-yard TD catch on the Sooners' first play against Iowa State (11/7).
- ▶ Scored his first career TD on a 2-yard pass against Texas (10/10).

## WIDE RECEIVERS

### 3 STERLING SHEPARD (SR.)

- ▶ Named to All-Big 12 First Team (coaches) and to ESPN.com's All-America First Team.
- ▶ Biletnikoff semifinalist ranks second at OU in career receiving yards (3,395), second in receptions (226) and third in career 100-yard receiving games (12) and receiving TDs (26).
- ▶ Leads team with 79 receptions and 100.1 receiving yards per game on the year (11 TDs).
- ▶ Paced Sooners with 10 catches for 87 yards and a touchdown at Oklahoma State (11/28).
- ▶ Posted a team-leading eight catches for 111 yards and a TD against TCU (11/21).
- ▶ Led OU with 14 catches, one off the school record, for 177 yards and two TDs at Baylor (11/14).
- ▶ Had a 74-yard TD grab against Iowa State (11/7) to top the 3,000 yard mark for his career.
- ▶ Finished with 184 yards and a TD on 11 catches at Kansas (10/31). Recorded 174 yards receiving in the first half, the second highest total in a half in program history.
- ▶ The 184 receiving yards were the third highest of his career and ninth most in OU history.
- ▶ Had multiple TD receptions at Kansas State (10/17).
- ▶ Caught a TD pass against West Virginia (10/3) and had a career-long 27-yard punt return.
- ▶ Led OU in receiving at Tennessee (9/12) with 7 catches for 74 yards and 2 TDs. His first TD tied the game and sent it to OT, his next came in the second OT and was the game-winner.
- ▶ Voted 2014 All-Big 12 First Team by the coaches and Associated Press All-Big 12 Second Team selection in 2014 and ranked sixth in the Big 12 in receiving (88.0 ypg) last season.
- ▶ Suffered an injury on the opening play at Iowa State (11/1/14) then missed Baylor game (11/8/14) and saw limited action in the last three regular season games.
- ▶ Totaled 911 receiving yards in OU's first 7 games (130.1 average) a year ago.
- ▶ Tied OU record with 15 catches and had 197 receiving yards and TD vs. K-State (10/18/14).
- ▶ Wears same jersey number as his late father, Derrick, who lettered at WR for OU (1983-86).

### 5 DURRON NEAL (SR.)

- ▶ Has played in 48 career games (25 starts) with 102 receptions for 1,291 yards and 6 TDs.



- ▶ Tied for second on team with 42 catches and 43.9 receiving yards per game (3 TD).
- ▶ Posted a career-best 10 receptions for 75 yards against Iowa State (11/7).
- ▶ Caught a career-long 71-yard TD reception against West Virginia (10/3) and set career high with 87 receiving yards on two catches.
- ▶ Threw a 4-yard TD pass to QB Trevor Knight on first career pass attempt at WVU (9/20/14).

**11 DEDE WESTBROOK (JR.)**

- ▶ Named Big 12 Offensive Newcomer of the Year by league's coaches.
- ▶ Tied for second on team with 42 receptions and 56.2 receiving yards per game (3 TD).
- ▶ Led OU with 85 receiving yards and a TD on 5 catches at Kansas State (10/17).
- ▶ Had 5 catches for 107 yards, including a career-long 42-yarder, vs. West Virginia (10/3).
- ▶ Mid-year transfer from Blinn C.C. where he was a first-team NJCAA All-American in 2014.
- ▶ Led all JUCO players with 1,487 receiving yards and 13 TDs; ranked second with 76 catches.
- ▶ Rated as a 4-star recruit and the No. 12 overall junior college player by ESPN.

**81 MARK ANDREWS (RS-FR.)**

- ▶ All-Big 12 Second Team honoree has 17 receptions (16.8 yards per catch), 6 for TDs.
- ▶ A 55-yard TD catch against Iowa State (11/7) tied him with Ryan Broyles for most receiving TDs by a freshman at OU with six.
- ▶ Grabbed a career-high five receptions for 46 yards at Kansas (10/31).
- ▶ Had one TD catch each vs. West Virginia (10/3), Kansas State (10/17) and Texas Tech (10/24).
- ▶ Had a career-high 87 receiving yards with TDs of 61 and 17 yards against Tulsa (9/19).
- ▶ A consensus 4-star recruit who had 68 receptions for 1,122 yards and 17 TDs as a senior in Scottsdale, Ariz. (Desert Mountain HS); rated as the nation's No. 7 tight end by ESPN.
- ▶ Diagnosed with type 1 diabetes at 9 years old. His blood levels are checked two or three times during practices and every quarter during games.

**1 JARVIS BAXTER (SO.)**

- ▶ Has 17 catches on the year with 1 TD (29-yarder vs. Tulsa); averaging 10.7 yards per catch.
- ▶ Led the Sooners in catches with 5 for 51 yards in his OU debut against Akron (9/5).
- ▶ Rated as a 3-star recruit by 247Sports and ranked as the No. 19 juco wide receiver.
- ▶ Led Trinity Valley C.C. with 62 receptions for 1,205 yards and 18 TDs during 2014 season.
- ▶ Finished third nationally among junior college receivers in receiving yards and TD receptions, seventh in receiving yards per game (100.4) and eighth in receptions in 2014.

**16 MICHIAH QUICK (SO.)**

- ▶ Has played in 24 career games (2 starts) with 33 catches for 338 yards and 1 TD.
- ▶ Hauled in 3 receptions for 69 yards against West Virginia (10/3).

**15 JEFFERY MEAD (SO.)**

- ▶ Has played in 17 career games with 4 catches for 47 yards and a TD (all coming in 2015).
- ▶ First career catch came on an 11-yard TD vs. Akron (9/5); finished with 2 grabs for 31 yards.
- ▶ 4-star recruit by ESPN and 247Sports. Rated as the No. 7 player in Oklahoma by 247Sports.

**13 A.D. MILLER (FR.)**

- ▶ Made his first career start against Texas (10/10) and has two catches for 16 yards this year.
- ▶ Ranked as a three-star recruit by ESPN, 247Sports, Rivals and Scout.
- ▶ Caught 63 passes for a total of 1,187 yards and 18 touchdowns in his senior season.

**18 DAHU GREEN (FR.)**

- ▶ Has played in 7 games but has not yet registered a catch.
- ▶ Consensus 3-star recruit who was listed as the No. 49 wide receiver by Rivals.
- ▶ Registered 24 touchdowns in his last 2 years at Westmoore High School in Moore, Okla.

**OFFENSIVE LINEMEN****56 TY DARLINGTON (SR.)**

- ▶ Winner of William V. Campbell Trophy and Wuerffel Trophy; All-Big 12 First Team pick.
- ▶ Has played in 36 career games with 25 starts, all at center.
- ▶ Has started 11 games this season at center (missed Tulsa game due to injury).
- ▶ Graduated in 2 1/2 years with a 3.91 GPA; a two-time First-Team Academic All-American.
- ▶ One of 15 Division I student-athletes who serves on NCAA autonomy legislation committee.
- ▶ Serving 2015-16 school year as president of the Big 12 Student-Athlete Advisory Committee.

**54 NILA KASITATI (RS-SR.)**

- ▶ All-Big 12 First Team pick by the league's coaches.
- ▶ Has played in 42 career games (25 starts); has started all 12 games this year at right guard.
- ▶ Started at right guard in 6 games last year; honorable mention All-Big 12 selection (coaches).

**78 ORLANDO BROWN (RS-FR.)**

- ▶ Freshman All-American (Sporting News); has started all 12 games this year at left tackle.
- ▶ Became one of just 10 freshmen in OU history to start a game at offensive tackle, making his Sooner debut against Akron (9/5) on the left side.
- ▶ Consensus 3-star recruit; rated as the nation's No. 29 offensive tackle by 247Sports.
- ▶ Son of the late Orlando "Zeus" Brown who played in the NFL for more than a decade.

**68 JONATHAN ALVAREZ (SO.)**

- ▶ Has played in 11 games this year with 9 starts (8 at left guard, 1 at center); missed Iowa State game due to injury.
- ▶ Made first career start at left guard against Akron (9/5) and first start at center vs. Tulsa (9/19).

**75 DRU SAMIA (FR.)**

- ▶ Started at right tackle in collegiate debut vs. Akron (9/5) and each of last 7 games.
- ▶ Became first OU true freshman to start at offensive tackle since Trent Williams in 2006.
- ▶ Four-star recruit by Rivals, Scout and 247Sports; ranked as 13th best OT by Scout.

**72 DEREK FARNIOK (RS-SR.)**

- ▶ Has played in 39 career games with 5 starts (4 at left guard, 1 at left tackle).
- ▶ Has started at left guard against Tulsa, West Virginia, Texas and Iowa State this season.
- ▶ Made his first career start at left tackle at Oklahoma State (12/7/13).

**55 JOSIAH ST. JOHN (RS-SR.)**

- ▶ Has played in 15 career games with 4 starts (all at right tackle and all this season).
- ▶ Made his first career start at Tennessee (9/12) at right tackle.
- ▶ First Canadian to play for Sooners; Toronto product joined OU from Trinity Valley (Texas) C.C.

**DEFENSIVE LINEMEN****91 CHARLES TAPPER (SR.)**

- ▶ Named All-Big 12 First Team by league's coaches.
- ▶ In 43 career games (37 starts), has 133 tackles, 26.5 TFL, 15.5 sacks, 5 FF, 2 FR and 5 PBUs.
- ▶ All 7.0 sacks this season came in a four-game stretch (Kansas, Iowa State, Baylor and TCU).
- ▶ Registered 6 tackles, 1 sack, a forced fumble and a fumble recovery against TCU (11/21).
- ▶ Totaled 6 tackles, 2 TFLs, 1 sack and 1 PBU against Baylor (11/14).
- ▶ Finished with 3.0 sacks and two forced fumbles (both career highs) at Kansas (10/31) to earn Big 12 Co-Defensive Player of the Week honors.
- ▶ Notched a career-high eight tackles against West Virginia (10/3).
- ▶ All-Big 12 Honorable Mention selection by coaches in 2014; ranked second on team with 7.5 TFL.
- ▶ Named All-Big 12 First Team by coaches in 2013.
- ▶ A prep basketball standout, started playing football his junior year of high school.

**90 MATT DIMON (JR.)**

- ▶ In 32 career games (12 starts, all this year), has 50 tackles, 8.0 TFL and 3.0 sacks.
- ▶ Tied a career high with 1.5 TFL against Texas Tech (10/24).
- ▶ Recorded a strip-sack and finished with a career-high 7 tackles vs. West Virginia (10/3).
- ▶ Made first career start and had career-high 1.5 TFL in OU's opener against Akron (9/5).

**92 MATTHEW ROMAR (RS-SO.)**

- ▶ Has played in 23 career games (11 starts), making 33 tackles, 2.5 TFL and 2.0 sacks.
- ▶ Has started 11 games this year, missing the Kansas State (10/17) game due to injury.
- ▶ Notched a career-high 7 tackles against Texas (10/10).

**93 JORDAN WADE (RS-JR.)**

- ▶ Has played in 30 career games (9 starts), making 44 tackles, 4.0 TFL and 3.0 sacks.
- ▶ Made his lone start and had his first sack of the year at Kansas State (10/17).
- ▶ Tied career high with 4 tackles and added a pass breakup against Tulsa (9/19).

**97 CHARLES WALKER (RS-SO.)**

- ▶ Named All-Big 12 Second Team by league's coaches.
- ▶ Tied a career high with five tackles against Iowa State (11/7).
- ▶ Set career highs in tackles (5) and sacks (1.5) against Texas Tech (10/24).
- ▶ Posted 2.0 TFL, 1.0 sacks and forced a fumble against Akron (9/5).

**87 D.J. WARD (RS-SO.)**

- ▶ Recorded the first sack of his career at Kansas State (10/17).
- ▶ Made first career fumble recovery and tied career high with 2 tackles vs. West Virginia (10/3).

**98 MARQUISE OVERTON (FR.)**

- ▶ Has played in seven games with five tackles and had his first career sack at K-State (10/17).
- ▶ Consensus 4-star recruit and consensus top-5 recruit in state of Oklahoma.
- ▶ Won 3 straight Class 6A football state titles at Jenks High School near Tulsa and was a standout wrestler, winning the 2015 Class 6A state title at 285 pounds.

**LINEBACKERS****19 ERIC STRIKER (SR.)**

- ▶ Earned First-Team (Sporting News) and Second-Team (AP, FWAA) All-America honors.
- ▶ Named All-Big 12 First Team by league's coaches.
- ▶ Owns the school record for career sacks by a LB and is tied for fifth overall with 23.0.
- ▶ Ranks sixth in Big 12 with 0.62 sacks and third with 1.3 tackles for loss per game this year.
- ▶ Logged his first career interception to go along with 1.5 sacks against Texas Tech (10/24).
- ▶ Posted 3 tackles for loss to tie a career high in OU's shutout at Kansas State (10/17).
- ▶ Named AutoNation National Defensive Player of the Week, Lott IMPACT Player of the Week and Big 12 Defensive Player of the Week after 12 tackles, 3.0 TFL, 2.0 sacks and a FF vs. WVU (10/3).
- ▶ First-team All-Big 12 selection (coaches and AP) in 2014, led team in sacks (9.0) and TFL (17.0).
- ▶ Set career high with 3.0 sacks, had 7 tackles and a FF in Sugar Bowl vs. Alabama (1/2/14).

**42 DOMINIQUE ALEXANDER (JR.)**

- ▶ Named All-Big 12 First Team by league's coaches.
- ▶ In 38 career games (33 starts) has 278 tackles, 16.5 TFL, 4.0 sacks, 3 FFs, 3 PBUs and 1 INT.
- ▶ Ranks tied for seventh in the Big 12 with 7.6 tackles per game this season.
- ▶ Grabbed the first interception his career against Texas Tech (10/24).

- ▶ Recorded a season-high 13 tackles against Tulsa (9/19).
- ▶ Led OU with 10 tackles, including a career-high 2.5 for loss and a sack, vs. Akron (9/5).
- ▶ A second-team Associated Press All-Big 12 selection in 2014; led team with 107 tackles.
- ▶ Named 2013 Big 12 Defensive Freshman of the Year.

**26 JORDAN EVANS (JR.)**

- ▶ Named All-Big 12 Second Team by league's coaches.
- ▶ Has played in 31 career games (22 starts), making 184 tackles, 12.0 TFL, 1.0 sack, 3 FFs, 2 FR, 1 INT and 8 PBU.
- ▶ Ranks first on the team and fourth in the Big 12 with 7.9 tackles per game this season.
- ▶ Paced the Sooners in tackles with nine against Oklahoma State (11/28).
- ▶ Led the Sooners in tackling against Baylor (11/14) with nine while adding 1 TFL and 1 FF.
- ▶ Returned from a two-game injury absence with 7 tackles and 2 PBUs vs. Iowa State (11/7).
- ▶ Scored first career TD with a 41-yard FR and had his first sack vs. West Virginia (10/3).
- ▶ Set season high with 11 tackles against Tulsa (9/19).
- ▶ Ranked second on team with 93 tackles (56 solo) in 2014.
- ▶ Son of Scott Evans, a 3-time All-Big Eight DT at OU (1988-90).

**23 DEVANTE BOND (SR.)**

- ▶ In 20 career games (7 starts) has made 66 tackles, 10.0 TFL, 2.0 sacks, 1 FF and 1 FR.
- ▶ Has 37 tackles in his 7 games (6.0 TFL, 2.0 sack) this season.
- ▶ Totaled five tackles and 1.5 tackles for loss against Oklahoma State (11/28).
- ▶ Recorded a career-high eight tackles at Baylor (11/14) and recovered his first fumble.
- ▶ Started against Iowa State (11/7) after missing the previous 4 contests due to injury.
- ▶ Had 5 tackles, first 2 career sacks, 1 FF and a QB hurry in start at Tennessee (9/12).

**20 FRANK SHANNON (RS-SR.)**

- ▶ Played in 36 career games (18 starts) with 168 tackles, 10.5 TFL, 4.0 sacks, 2 INT, 1 FF and 1 FR.
- ▶ Started against Texas Tech (10/24); led the team with 13 tackles and had an interception.
- ▶ Was not enrolled at Oklahoma during the 2014 season.
- ▶ An honorable mention All-Big 12 pick in 2013 (led team with 92 tackles).

**40 P.L. LINDLEY (RS-JR.)**

- ▶ Winner of OU's 2015 Don Key Award, given to who best exemplifies the many superior qualities, both on the field and academically of Key, who had his career cut short by cancer.
- ▶ Has played in 39 career games (5 starts), posting 31 tackles, 3.0 TFL, 0.5 sacks and 1 FR.
- ▶ Appeared in all 12 games this year with 3 starts; first career sack came at Kansas (10/31).

**82 OGBONNIA OKORONKWO (RS-SO.)**

- ▶ Has appeared in 20 career games and has 17 tackles, including 5.0 TFL and 4.0 sacks.

**DEFENSIVE BACKS****15 ZACK SANCHEZ (JR.)**

- ▶ Named Second-Team All-American by Sporting News and Walter Camp.
- ▶ All-Big 12 First Team honoree by league's coaches and also a Thorpe Award semifinalist.
- ▶ Played in 36 career games (all starts) with 133 tackles, 14 INTs, 28 PBUs, 5.0 TFL and 0.5 sacks.
- ▶ Has 3 career pick-sixes, tying the OU record.
- ▶ Was injured on the first play from scrimmage vs. Texas Tech (10/24). Did not return and missed games against Iowa State (11/7) and Kansas (10/31) because of the injury.
- ▶ Grabbed two interceptions while adding a TFL and a pass break up vs. TCU (11/21).
- ▶ Turned in six tackles and an interception in his return from injury at Baylor (11/14).
- ▶ Intercepted two passes at Kansas State (10/17), returning the second one 38 yards for a TD to earn his second Big 12 Defensive Player of the Week award of 2015 and third of his career.
- ▶ Recorded his first career sack and a career-high 8 tackles against West Virginia (10/3).
- ▶ Had 6 tackles, 1 TFL and the game-ending interception at Tennessee (9/12) en route to being named Big 12 Defensive Player of the Week.
- ▶ All-Big 12 First Team (coaches and AP) in 2014; Freshman All-American (FWAA) in 2013.
- ▶ Tied for first in the Big 12 and ninth in the FBS with 6 INTs in 2014 and led team with 8 PBUs.
- ▶ Posted an INT in 5 straight games (1/2/14-9/20/14) and in 5 of 6 games in 2014.

**7 JORDAN THOMAS (SO.)**

- ▶ Named All-Big 12 Second Team by league's coaches.
- ▶ Has played in 24 career games (14 starts), recording 76 tackles, 5 INTs and 9 PBUs.
- ▶ Grabbed a pair of interceptions at Oklahoma State (11/28) while adding six tackles.
- ▶ Intercepted 2 passes against West Virginia (10/3) and added another at Kansas State (10/17).

**13 AHMAD THOMAS (JR.)**

- ▶ Named All-Big 12 Second Team by league's coaches.
- ▶ In 37 career games (25 starts) has made 152 tackles, 3.0 TFL, 1.5 sacks, 4 INTs and 4 PBU.
- ▶ Recorded his second INT in as many games against TCU (11/21).
- ▶ Interception (2nd of the year) late in the fourth quarter at Baylor (11/14) helped clinch OU's win.
- ▶ Grabbed his first interception of season and second of his career vs. West Virginia (10/3).
- ▶ Led Sooners with 11 tackles (7 solo) at Tennessee (9/12).

**11 STEVEN PARKER (SO.)**

- ▶ Named All-Big 12 Honorable Mention by league's coaches.
- ▶ Has played in 25 career games (16 starts), with 86 tackles, 6.0 TFL, 2.5 sacks, 1 FR and 10 PBU.
- ▶ Racked up six tackles and a pair of PBUs against Oklahoma State (11/28).

- ▶ Batted down TCU's 2-pt conversion pass attempt with less than one minute to play to secure a 30-29 win over the Horned Frogs.
- ▶ Recorded 5 tackles at Tennessee (9/12) with 1.0 TFL, 0.5 sacks and 1 PBU.
- ▶ All-Big 12 Honorable Mention for Defensive Freshman of the Year by coaches in 2014.

**12 WILL JOHNSON (JR.)**

- ▶ Has played in 10 games this season with 14 tackles, 3.0 TFL and 1 PBU.
- ▶ Made first career start (at NB) vs. Texas Tech and had career-high 6 tackles with 1.0 TFL.
- ▶ Transferred to OU from Monroe College; ranked as the No. 2 JUCO cornerback by ESPN.

**27 DAKOTA AUSTIN (JR.)**

- ▶ Recorded nine tackles, an INT and his first career TFL against Iowa State (11/7).
- ▶ Made his first career start at Kansas (10/31); finished with five tackles and two PBUs.
- ▶ Took over for injured Zack Sanchez after first play against Texas Tech (10/24) and had career-high 11 tackles with 1 interception.
- ▶ Played in 5 games each of his first two seasons at OU; had an INT vs. ISU (11/16/13).

**2 P.J. MBANASOR (FR.)**

- ▶ Made his second career start and notched career-high 5 career tackles vs. Tulsa (9/19).
- ▶ Started at cornerback in his Sooner debut against Akron (9/5/15).
- ▶ Consensus 4-star recruit; rated as the No. 74 player in the nation and the No. 6 CB by ESPN.

**4 HATARI BYRD (JR.)**

- ▶ Has played in 30 games in his career (2 starts), recording 49 tackles, 1 FF and 3 PBU.
- ▶ Set career high with 15 tackles against Tulsa (9/19); the most by a Sooner DB since 2010.
- ▶ Made first career start and had 5 tackles against Akron (9/5).

**8 KAHLIL HAUGHTON (FR.)**

- ▶ Has played in 11 games this year; made OU debut and had first tackle vs. Akron (9/5).
- ▶ Consensus 4-star recruit and the No. 12 safety according to 247Sports.
- ▶ Posted 108 tackles, 4 INTs, 5 FF and 12 PBU during his senior season of high school.

**SPECIALISTS****39 NICK HODGSON (RS-SR.)**

- ▶ Has played in 39 career games and has posted 151 touchbacks on 254 kickoffs (59.4%).
- ▶ Has notched touchbacks on 50 of his 98 kickoffs this season (51.0%).

**43 AUSTIN SEIBERT (FR.)**

- ▶ Semifinalist for Ray Guy Award; All-Big 12 Second Team pick at punter (coaches).
- ▶ Is 17-for-22 on field goal attempts this year, and is averaging 42.4 yards on his 51 punts (10 punts have gone 50+ yards, 20 downed inside 20-yard line and 27 fair caught).
- ▶ Made his first 10 field goal attempts, breaking school record of seven for most consecutive makes by a freshman to start a career.
- ▶ Tied a career-high with three made field goals against TCU (11/21).
- ▶ Made a career-long 46-yard field goal against Kansas (10/31).
- ▶ Made a career-high 3 field goals, including a career-long 44-yarder, vs. West Virginia (10/3) and booted a career-long 58-yard punt; named Big 12 Special Teams Player of the Week.
- ▶ Became first true frosh in OU history to start season opener at both kicker and punter.
- ▶ Ranked as the No. 1 kicker in the nation last year by ESPN and Kohl's.

**84 GRANT BOTHUN (RS-JR.)**

- ▶ Has served as team's holder on FGs and PATs for all games since start of 2013 season.
- ▶ His three career receptions for 34 yards have all come this season.
- ▶ Threw an 8-yard TD pass to K Michael Hunnicutt on fake FG at Oklahoma State (12/7/13).

**42 WESLEY HORKY (SO.)**

- ▶ Has handled punt snaps in all games since start of 2014 season.

**89 CONNOR KNIGHT (RS-JR.)**

- ▶ Grabbed his first career reception and TD on a 17-yard pass from twin brother (Trevor Knight) at Kansas (10/31).
- ▶ Handled the kick snaps in all games since start of 2014 season.

**28 ALEX ROSS (RS-JR.)**

- ▶ Has returned 26 kickoffs for a total of 548 yards this season (21.1 average).
- ▶ Returned a kick 90 yards at Oklahoma State (11/28) to set up OU's first TD of the game. He finished with five returns for 170 yards, the fourth most in a single game in program history.
- ▶ Only player in Oklahoma history with at least three career kick returns of 90+ yards.
- ▶ Second-team All-America selection in 2014 by CBS Sports as a kickoff returner.
- ▶ Consensus All-Big 12 First Team kickoff returner in 2014.
- ▶ Finished 3rd in nation in kickoff return avg. (31.7) and tied for 2nd with 2 kickoff return TDs.
- ▶ Returned kickoff 91 yards for a TD and totaled 2 returns for 121 yards vs. Texas (10/11/14).
- ▶ Named Big 12 Special Teams Player of the Week for a 100-yard KR TD at WVU (9/20/14).

**3 STERLING SHEPARD (SR.)**

- ▶ Has returned 18 punts for an average of 7.6 yards this season with a career long return of 27 yards coming against West Virginia (10/3).
- ▶ Returned 11 punts for a 6.6 average per return last season.

**#1 LB DOMINIQUE ALEXANDER**  
 Tackles ..... 19, vs. Texas (10/12/13)  
 TFL ..... 2.5, Akron (9/5/15)  
 Sacks ..... 1.0, 2x, MR: at Texas Tech (11/15/14)  
 PBU ..... 1, 2x, MR: TCU (11/21/15)  
 Interceptions ..... 1, Texas Tech (10/24/15)  
 Fumbles Forced ..... 1, 3x, MR: at Texas Tech (11/15/14)

**#81 WR MARK ANDREWS**  
 Receptions ..... 5, at Kansas (10/31/15)  
 Receiving Yards ..... 87, Tulsa (9/19/15)  
 Receiving TDs ..... 2, Tulsa (9/19/15)  
 Long Reception ..... 61, Tulsa (9/19/15)

**#27 CB DAKOTA AUSTIN**  
 Tackles ..... 13, Texas Tech (10/24/15)  
 TFL ..... 1.0, Iowa State (11/7/15)  
 PBU ..... 2, at Kansas (10/31/15)  
 Interceptions ..... 1, 3x, MR: Iowa State (11/7/15)

**#1 WR JARVIS BAXTER**  
 Receptions ..... 5, Akron (9/5/15)  
 Receiving Yards ..... 51, Akron (9/5/15)  
 Receiving TDs ..... 1, Tulsa (9/19/15)  
 Long Reception ..... 29, Tulsa (9/19/15)

**#23 LB DEVANTE BOND**  
 Tackles ..... 8, at Baylor (11/14/15)  
 TFL ..... 2.0, 2x, MR: at Tennessee (9/12/15)  
 Sacks ..... 2.0, at Tennessee (9/12/15)  
 PBU ..... 1, at Oklahoma State (11/28/15)  
 Fumbles Forced ..... 1, at Tennessee (9/12/15)  
 Fumbles Recovered ..... 1, at Baylor (11/14/15)

**#84 WR GRANT BOTHUN**  
 Receptions ..... 1, 3x, MR: Iowa State (11/7/15)  
 Receiving Yards ..... 15, at Kansas (10/31/15)  
 Long Reception ..... 15, at Kansas (10/31/15)

**#34 RB DANIEL BROOKS**  
 Rushes ..... 11, at Kansas State (10/17/15)  
 Rushing Yards ..... 55, Iowa State (11/7/15)  
 Long Rush ..... 22, Iowa State (11/7/15)  
 Receptions ..... 1, 2x, MR: at Kansas State (10/17/15)  
 Receiving Yards ..... 34, at Kansas State (10/17/15)  
 Long Reception ..... 34, at Kansas State (10/17/15)

**#4 S HATARI BYRD**  
 Tackles ..... 15, Tulsa (9/19/15)  
 PBU ..... 1, 2x, MR: Iowa State (11/1/14)  
 Fumbles Forced ..... 1, Tennessee (9/13/14)

**#90 DT MATT DIMON**  
 Tackles ..... 7, vs. West Virginia (10/3/15)  
 TFL ..... 1.5, 2x, MR: Texas Tech (10/24/15)  
 Sacks ..... 1.0, 2x, MR: at Kansas State (10/17/15)  
 Fumbles Forced ..... 1, West Virginia (10/3/15)

**#26 LB JORDAN EVANS**  
 Tackles ..... 14, vs. Texas (10/11/14)  
 TFL ..... 2.0, West Virginia (10/3/15)  
 Sacks ..... 1.0, West Virginia (10/3/15)  
 PBU ..... 2, 3x, MR: TCU (11/21/15)  
 Interceptions ..... 1, at TCU (10/4/14)  
 Fumbles Forced ..... 1, 3x, MR: at Baylor (11/14/15)  
 Fumbles Recovered ..... 1, 2x, MR: West Virginia (10/3/15)

**#36 FB DIMITRI FLOWERS**  
 Rushing Yards ..... 14, at Iowa State (11/1/14)  
 Long Rush ..... 14, at Iowa State (11/1/14)  
 Receptions ..... 3, Louisiana Tech (8/30/14)  
 Receiving Yards ..... 81, Iowa State (11/7/15)  
 Receiving TDs ..... 1, 4x, MR: at Oklahoma State (11/28/15)  
 Long Reception ..... 75, Iowa State (11/7/15)

**#8 S KAHLIL HAUGHTON**  
 Tackles ..... 2, at Kansas (10/31/15)  
 TFL ..... 0.5, at Kansas (10/31/15)  
 Sacks ..... 0.5, at Kansas (10/31/15)

**#39 K NICK HODGSON**  
 Field Goals Made ..... 1, at Kansas (10/31/15)  
 Field Goals Attempted ..... 1, at Kansas (10/31/15)  
 Long Field Goal Made ..... 32, at Kansas (10/31/15)

**#12 CB WILL JOHNSON**  
 Tackles ..... 6, Texas Tech (10/24/15)  
 TFL ..... 1.0, 3x, MR: at Oklahoma State (11/28/15)  
 PBU ..... 1, at Kansas State (10/17/15)

**#89 TE CONNOR KNIGHT**  
 Receptions ..... 1, at Kansas (10/31/15)  
 Receiving Yards ..... 17, at Kansas (10/31/15)  
 Receiving TDs ..... 1, at Kansas (10/31/15)  
 Long Reception ..... 17, at Kansas (10/31/15)

**#9 QB TREVOR KNIGHT**  
 Completions ..... 32, vs. Alabama (1/2/14)  
 Attempts ..... 44, vs. Alabama (1/2/14)  
 Passing Yards ..... 348, vs. Alabama (1/2/14)  
 Passing TDs ..... 6, vs. Alabama (1/2/14)  
 Long Pass ..... 75, at TCU (10/4/14)  
 Rushes ..... 16, at Iowa State (11/1/14)  
 Rushing Yards ..... 146, at Iowa State (11/1/14)  
 Rushing TDs ..... 3, at Iowa State (11/1/14)  
 Long Rush ..... 56, Iowa State (11/16/13)

**#40 LB P.L. LINDLEY**  
 Tackles ..... 5, at Kansas (10/19/13)  
 TFL ..... 1.0, 2x, MR: at Kansas State (10/17/15)  
 Sacks ..... 0.5, at Kansas (10/31/15)  
 PBU ..... 1, at Kansas State (10/17/15)  
 Fumbles Forced ..... 1, vs. Texas (10/12/13)

**#6 QB BAKER MAYFIELD**  
 Completions ..... 43, at SMU (8/30/13)\*  
 Attempts ..... 60, at SMU (8/30/13)\*  
 Passing Yards ..... 487, Tulsa (9/19/15)  
 Passing TDs ..... 5, at Kansas State (10/17/15)  
 Long Pass ..... 76, Akron (9/5/15)  
 Rushes ..... 16, at Texas (11/28/13)\*  
 Rushing Yards ..... 85, Tulsa (9/19/15)  
 Rushing TDs ..... 2, Tulsa (9/19/15)  
 Long Rush ..... 39, Tulsa (9/19/15)

\* achieved while playing at Texas Tech

**#2 CB P.J. MBANASOR**  
 Tackles ..... 5, vs. Texas (10/10/15)  
 PBU ..... 1, at Kansas (10/31/15)

**#29 S PRENTICE MCKINNEY**  
 Tackles ..... 1, 2x, MR: at Kansas (10/31/15)  
 PBU ..... 1, at Kansas State (10/17/15)

**#15 WR JEFFERY MEAD**  
 Receptions ..... 2, Akron (9/5/15)  
 Receiving Yards ..... 31, Akron (9/5/15)  
 Receiving TDs ..... 1, Akron (9/5/15)  
 Long Reception ..... 20, Akron (9/5/15)

**#13 WR A.D. MILLER**  
 Receptions ..... 1, 2x, MR: at Kansas State (10/17/15)  
 Receiving Yards ..... 12, Tulsa (9/19/15)  
 Long Reception ..... 12, Tulsa (9/19/15)

**#25 RB JOE MIXON**  
 Rushes ..... 16, Texas Tech (10/24/15)  
 Rushing Yards ..... 154, Texas Tech (10/24/15)  
 Rushing TDs ..... 2, 2x, MR: at Oklahoma State (11/28/15)  
 Long Rush ..... 66, at Oklahoma State (11/28/15)  
 Receptions ..... 6, Tulsa (9/19/15)  
 Receiving Yards ..... 115, Akron (9/5/15)  
 Receiving TDs ..... 1, 4x, MR: at Kansas (10/31/15)  
 Long Reception ..... 76, Akron (9/5/15)

**#5 WR DURRON NEAL**  
 Receptions ..... 10, Iowa State (11/7/15)  
 Receiving Yards ..... 87, West Virginia (10/3/15)  
 Receiving TDs ..... 1, 6x, MR: at Kansas (10/31/15)  
 Long Reception ..... 71, West Virginia (10/3/15)  
 Kick Returns ..... 3, Baylor (11/8/14)  
 Kick Return Yards ..... 39, Akron (9/5/15)  
 Long Kick Return ..... 39, Akron (9/5/15)

**#31 LB OGBONNIA OKORONKWO**  
 Tackles ..... 3, 2x, MR: at Kansas State (10/17/15)  
 TFL ..... 1.5, vs. Clemson (12/29/14)  
 Sacks ..... 1.5, vs. Clemson (12/29/14)

**#98 DT MARQUISE OVERTON**  
 Tackles ..... 2, at Kansas State (10/17/15)  
 TFL ..... 1.0, at Kansas State (10/17/15)  
 Sacks ..... 1.0, at Kansas State (10/17/15)

**#10 S STEVEN PARKER**  
 Tackles ..... 8, Baylor (11/8/14)  
 TFL ..... 1.5, vs. Texas (10/10/15)  
 Sacks ..... 1.0, 2x, MR: West Virginia (10/3/15)  
 PBU ..... 2, 2x, MR: at Oklahoma State (11/28/15)  
 Fumbles Recovered ..... 1, at Kansas (10/31/15)

**#32 RB SAMAJE PERINE**  
 Rushes ..... 34, 2x, MR: Kansas (11/22/14)  
 Rushing Yards ..... 427, Kansas (11/22/14)\*  
 Rushing TDs ..... 5, Kansas (11/22/14)  
 Long Rush ..... 72, TCU (11/21/15)  
 Receptions ..... 3, 3x, MR: at Tennessee (9/12/15)  
 Receiving Yards ..... 22, vs. Clemson (12/29/14)  
 Receiving TDs ..... 1, at Tennessee (9/12/15)  
 Long Reception ..... 19, Kansas (11/22/14)

\* FBS single-game record

**#16 WR MICHIAH QUICK**  
 Receptions ..... 8, at Iowa State (11/1/14)  
 Receiving Yards ..... 94, Baylor (11/8/14)  
 Receiving TDs ..... 1, Baylor (11/8/14)  
 Long Reception ..... 54, Baylor (11/8/14)

**#92 DT MATTHEW ROMAR**  
 Tackles ..... 7, vs. Texas (10/10/15)  
 TFL ..... 1.0, 2x, MR: at Baylor (11/14/15)  
 Sacks ..... 1.0, 2x, MR: at Baylor (11/14/15)

**#28 RB ALEX ROSS**  
 Rushes ..... 14, at Kansas (10/31/15)  
 Rushing Yards ..... 144, at Iowa State (11/1/14)  
 Rushing TDs ..... 2, Louisiana Tech (8/30/14)  
 Long Rush ..... 82, at Tulsa (9/6/14)  
 Receptions ..... 3, at West Virginia (9/20/14)  
 Receiving Yards ..... 31, Louisiana Tech (8/30/14)  
 Long Reception ..... 16, Louisiana Tech (8/30/14)  
 Kick Returns ..... 6, Tulsa (9/19/15)  
 Kick Return Yards ..... 170, at Oklahoma State (11/28/15)  
 Kick Return TDs ..... 1, 2x, MR: vs. Texas (10/11/14)  
 Long Kick Return ..... 100, at West Virginia (9/20/14)

**#15 CB ZACK SANCHEZ**  
 Tackles ..... 8, 3x, MR: West Virginia (10/3/15)  
 TFL ..... 1.0, 4x, MR: TCU (11/21/15)  
 Sacks ..... 0.5, West Virginia (10/3/15)  
 PBU ..... 4, TCU (10/5/13)  
 Interceptions ..... 2, 2x, MR: TCU (11/21/15)

**#43 K/P AUSTIN SEIBERT**  
 Field Goals Made ..... 3, 2x, MR: TCU (11/21/15)  
 Field Goals Attempted ..... 4, TCU (11/21/15)  
 Long Field Goal Made ..... 46, at Kansas (10/31/15)  
 Long Punt ..... 58, West Virginia (10/3/15)

**#20 LB FRANK SHANNON**  
 Tackles ..... 16, vs. Texas (10/12/13)  
 TFL ..... 2.5, Iowa State (11/16/13)  
 Sacks ..... 2.0, Iowa State (11/16/13)  
 Interceptions ..... 1, 2x, MR: Texas Tech (10/24/15)  
 Fumbles Forced ..... 1, vs. Texas (10/12/13)  
 Fumbles Recovered ..... 1, at TCU (12/1/12)

**#3 WR STERLING SHEPARD**  
 Receptions ..... 15, Kansas State (10/18/14)  
 Receiving Yards ..... 215, at TCU (10/4/14)  
 Receiving TDs ..... 2, 4x, MR: at Baylor (11/14/15)  
 Long Reception ..... 75, at TCU (10/4/14)  
 Rushes ..... 3, 2x, MR: vs. Texas (10/11/14)  
 Rushing Yards ..... 25, vs. Texas (10/11/14)  
 Rushing TDs ..... 1, vs. Alabama (1/2/14)  
 Long Rush ..... 31, vs. Texas (10/11/14)  
 Punt Returns ..... 4, 2x, MR: at Tennessee (9/12/15)  
 Punt Return Yards ..... 40, at Tennessee (9/12/15)  
 Long Punt Return ..... 27, West Virginia (10/3/15)

**#19 LB ERIC STRIKER**  
 Tackles ..... 12, 2x, MR: West Virginia (10/3/15)  
 TFL ..... 3.0, 4x, MR: at Kansas State (10/17/15)  
 Sacks ..... 3.0, vs. Alabama (1/2/14)  
 PBU ..... 2, 2x, MR: at Oklahoma State (11/28/15)  
 Interceptions ..... 1, Texas Tech (10/24/15)  
 Fumbles Forced ..... 1, 2x, MR: West Virginia (10/3/15)  
 Fumbles Recovered ..... 1, 4x, MR: at Kansas (10/31/15)

**#21 CB WILL SUNDERLAND**  
 Tackles ..... 2, at Kansas (10/31/15)

**#91 DE CHARLES TAPPER**  
 Tackles ..... 8, West Virginia (10/3/15)  
 TFL ..... 3.0, 2x, MR: at Kansas (10/31/15)  
 Sacks ..... 3.0, at Kansas (10/31/15)  
 PBU ..... 1, 5x, MR: at Baylor (11/14/15)  
 Fumbles Forced ..... 2, at Kansas (10/31/15)  
 Fumbles Recovered ..... 1, 2x, MR: TCU (11/21/15)

**#6 CB STANVON TAYLOR**  
 Tackles ..... 3, 2x, MR: Louisiana Tech (8/30/14)  
 TFL ..... 1.0, Kansas (11/22/14)  
 PBU ..... 2, Tulsa (9/14/13)

**#13 S AHMAD THOMAS**  
 Tackles ..... 14, Baylor (11/8/14)  
 TFL ..... 1.0, 2x, MR: West Virginia (10/3/15)  
 Sacks ..... 1.0, West Virginia (10/3/15)  
 PBU ..... 1, 4x, MR: TCU (11/21/15)  
 Interceptions ..... 1, 4x, MR: TCU (11/21/15)

**#14 QB CODY THOMAS**  
 Completions ..... 10, 2x, MR: Oklahoma State (12/6/14)  
 Attempts ..... 20, at Texas Tech (11/15/14)  
 Passing Yards ..... 133, at Texas Tech (11/15/14)  
 Long Pass ..... 47, Oklahoma State (12/6/14)  
 Passing TDs ..... 1, 2x, MR: Oklahoma State (12/6/14)  
 Rushes ..... 8, 2x, MR: Oklahoma State (12/6/14)  
 Rushing Yards ..... 103, at Texas Tech (11/15/14)  
 Rushing TDs ..... 1, at Texas Tech (11/15/14)  
 Long Rush ..... 35, at Texas Tech (11/15/14)

**#7 CB JORDAN THOMAS**  
 Tackles ..... 7, Oklahoma State (12/6/14)  
 PBU ..... 3, vs. Clemson (12/29/14)  
 Interceptions ..... 2, 2x, MR: at Oklahoma State (11/28/15)

**#93 DT JORDAN WADE**  
 Tackles ..... 4, 2x, MR: Tulsa (9/19/15)  
 TFL ..... 1.0, 3x, MR: at Baylor (11/14/15)  
 Sacks ..... 1.0, 2x, MR: at Kansas State (10/17/15)  
 Fumbles Recovered ..... 1, Akron (9/5/15)  
 PBU ..... 1, Tulsa (9/19/15)

**#97 DT CHARLES WALKER**  
 Tackles ..... 5, 2x, MR: Iowa State (11/7/15)  
 TFL ..... 2.0, 2x, MR: Iowa State (11/7/15)  
 Sacks ..... 1.5, Texas Tech (10/24/15)  
 Fumbles Forced ..... 1, Akron (9/5/15)

**#87 DE D.J. WARD**  
 Tackles ..... 2, 4x, MR: at Baylor (11/14/15)  
 TFL ..... 1.0, at Kansas State (10/17/15)  
 Sacks ..... 1.0, at Kansas State (10/17/15)  
 Fumbles Recovered ..... 1, West Virginia (10/3/15)  
 PBU ..... 1, at Iowa State (11/1/14)

**#11 WR DEDE WESTBROOK**  
 Receptions ..... 6, at Kansas (10/31/15)  
 Receiving Yards ..... 107, West Virginia (10/3/15)  
 Receiving TDs ..... 1, 4x, MR: TCU (11/21/15)  
 Long Reception ..... 42, West Virginia (10/3/15)



# CAREER STATS

## #1 LB DOMINIQUE ALEXANDER

YEAR	GP-GS	UT	AT	TOTAL	TFL	SACKS	INT	FF	FR	PBU
2013	13-8	50	30	80	3.5-4	1.0-1	0	2	0	1
2014	13-13	48	59	107	6.0-22	1.5-14	0	1	0	0
2015	12-12	50	41	91	7.0-14	1.5-5	1-0	0	0	2
<b>Career</b>	<b>38-33</b>	<b>148</b>	<b>130</b>	<b>278</b>	<b>16.5-40</b>	<b>4.0-20</b>	<b>1-0</b>	<b>3</b>	<b>0</b>	<b>3</b>

## #81 WR MARK ANDREWS

YEAR	GP-GS	REC	YDS	AVG	TD	LONG
2015	12-1	17	286	16.8	6	61
<b>Career</b>	<b>12-1</b>	<b>17</b>	<b>286</b>	<b>16.8</b>	<b>6</b>	<b>61</b>

## #27 CB DAKOTA AUSTIN

YEAR	GP-GS	UT	AT	TOTAL	TFL	SACKS	INT	FF	FR	PBU
2013	5-0	3	1	4	0	0	1-0	0	0	0
2014	5-0	3	1	4	0	0	0	0	0	0
2015	10-2	23	2	25	1.0-5	0	2-38	0	0	3
<b>Career</b>	<b>20-2</b>	<b>29</b>	<b>4</b>	<b>33</b>	<b>1.0-5</b>	<b>0</b>	<b>3-38</b>	<b>0</b>	<b>0</b>	<b>3</b>

## #1 WR JARVIS BAXTER

YEAR	GP-GS	REC	YDS	AVG	TD	LONG
2015	12-5	17	182	10.7	1	29
<b>Career</b>	<b>12-5</b>	<b>17</b>	<b>182</b>	<b>10.7</b>	<b>1</b>	<b>29</b>

## #23 LB DEVANTE BOND

YEAR	GP-GS	UT	AT	TOTAL	TFL	SACKS	INT	FF	FR	PBU
2014	12-3	18	11	29	4.0-7	0	0	0	0	0
2015	8-4	24	13	37	6.0-26	2.0-18	0	1	1-0	1
<b>Career</b>	<b>20-7</b>	<b>42</b>	<b>24</b>	<b>66</b>	<b>10.0-33</b>	<b>2.0-18</b>	<b>0</b>	<b>1</b>	<b>1-0</b>	<b>1</b>

## #34 RB DANIEL BROOKS

YEAR	GP-GS	RUSH	AVG	TD	LG	REC	AVG	TD	LG
2014	13-0	6-26	4.3	0	15	0	—	0	—
2015	10-0	28-150	5.4	0	22	2-40	20.0	0	34
<b>Career</b>	<b>23-0</b>	<b>34-176</b>	<b>5.2</b>	<b>0</b>	<b>22</b>	<b>2-40</b>	<b>20.0</b>	<b>0</b>	<b>34</b>

## #4 S HATARI BYRD

YEAR	GP-GS	UT	AT	TOTAL	TFL	SACKS	INT	FF	FR	PBU
2013	5-0	1	2	3	0	0	0	0	0	0
2014	13-0	10	7	17	0	0	0	1	0	3
2015	12-2	14	15	29	0	0	0	0	0	0
<b>Career</b>	<b>30-2</b>	<b>25</b>	<b>24</b>	<b>49</b>	<b>0</b>	<b>0</b>	<b>0</b>	<b>1</b>	<b>0</b>	<b>3</b>

## #90 DT MATT DIMON

YEAR	GP-GS	UT	AT	TOTAL	TFL	SACKS	INT	FF	FR	PBU
2013	12-0	3	2	5	0	0	0	0	0	0
2014	8-0	3	10	13	1.0-3	0.5-3	0	0	0	1
2015	12-12	16	16	32	7.0-25	2.5-15	0	1	0	0
<b>Career</b>	<b>32-12</b>	<b>22</b>	<b>28</b>	<b>50</b>	<b>8.0-28</b>	<b>3.0-18</b>	<b>0</b>	<b>1</b>	<b>0</b>	<b>1</b>

## #26 LB JORDAN EVANS

YEAR	GP-GS	UT	AT	TOTAL	TFL	SACKS	INT	FF	FR	PBU
2013	8-0	6	6	12	0.5-0	0	0	0	0	1
2014	13-13	55	38	93	6.5-9	0	1-0	2	1-0	3
2015	10-9	46	33	79	5.0-24	1.0-13	0	1	1-41	4
<b>Career</b>	<b>31-22</b>	<b>107</b>	<b>77</b>	<b>184</b>	<b>12.0-33</b>	<b>1.0-13</b>	<b>1-0</b>	<b>3</b>	<b>2-41</b>	<b>8</b>

## #9 LB TAY EVANS

YEAR	GP-GS	UT	AT	TOTAL	TFL	SACKS	INT	FF	FR	PBU
2015	9-0	5	3	8	0	0	0	0	0	0
<b>Career</b>	<b>9-0</b>	<b>5</b>	<b>3</b>	<b>8</b>	<b>0</b>	<b>0</b>	<b>0</b>	<b>0</b>	<b>0</b>	<b>0</b>

## #36 FB DIMITRI FLOWERS

YEAR	GP-GS	RUSH	AVG	TD	LG	REC	AVG	TD	LG
2014	13-5	0-14	14.0	0	0	9-92	10.2	0	16
2015	12-4	0-0	—	0	—	8-130	16.2	4	75
<b>Career</b>	<b>25-9</b>	<b>0-14</b>	<b>14.0</b>	<b>0</b>	<b>0</b>	<b>17-222</b>	<b>13.1</b>	<b>4</b>	<b>75</b>

## #8 S KAHLIL HAUGHTON

YEAR	GP-GS	UT	AT	TOTAL	TFL	SACKS	INT	FF	FR	PBU
2015	10-0	3	4	7	0.5-4	0.5-4	0	0	0	0
<b>Career</b>	<b>10-0</b>	<b>3</b>	<b>4</b>	<b>7</b>	<b>0.5-4</b>	<b>0.5-4</b>	<b>0</b>	<b>0</b>	<b>0</b>	<b>0</b>

## #39 K NICK HODGSON

YEAR	GP-GS	KICKOFFS	YDS	TB	TB%	OB	AVG.
2012	1-0	2	128	0	0.0	0	64.0
2013	13-0	68	4,382	43	63.2	2	64.4
2014	13-0	86	5,506	58	67.4	2	64.0
2015	12-0	98	6,214	50	51.0	0	63.4
<b>Career</b>	<b>39-0</b>	<b>254</b>	<b>16,230</b>	<b>151</b>	<b>59.4</b>	<b>4</b>	<b>63.9</b>

YEAR	FGM-FGA	PCT	BLK	LONG	PAT	PCT
2015	1-1	100.0	0	32	1-1	100.0
<b>Career</b>	<b>1-1</b>	<b>100.0</b>	<b>0</b>	<b>32</b>	<b>1-1</b>	<b>100.0</b>

## #12 CB WILL JOHNSON

YEAR	GP-GS	UT	AT	TOTAL	TFL	SACKS	INT	FF	FR	PBU
2015	10-3	11	3	14	3.0-14	0	0	0	0	1
<b>Career</b>	<b>10-3</b>	<b>11</b>	<b>3</b>	<b>14</b>	<b>3.0-14</b>	<b>0</b>	<b>0</b>	<b>0</b>	<b>0</b>	<b>1</b>

## #9 QB TREVOR KNIGHT

YEAR	GP-GS	C-A	PCT	YDS	AVG/G	TD	INT	LG	RUSH	YDS	AVG	TD	LG
2013	8-5	79-134	59.0	819	102.4	9	5	48	67	445	6.6	2	56
2014	10-10	179-316	56.6	2,300	230.0	14	12	75	68	339	5.0	5	31
2015	6-0	22-40	55.0	305	50.8	2	2	55	16	69	4.3	1	17
<b>Career</b>	<b>24-15</b>	<b>280-490</b>	<b>57.1</b>	<b>3,424</b>	<b>142.7</b>	<b>25</b>	<b>19</b>	<b>75</b>	<b>151</b>	<b>853</b>	<b>5.6</b>	<b>8</b>	<b>56</b>

## #40 LB P.L. LINDLEY

YEAR	GP-GS	UT	AT	TOTAL	TFL	SACKS	INT	FF	FR	PBU
2012	7-0	3	1	4	0	0	0	0	0	0
2013	10-2	6	4	10	0	0	0	0	1-0	0
2014	10-0	2	1	3	0	0	0	0	0	0
2015	12-3	8	6	14	3.0-8	0.5-4	0	0	0	1
<b>Career</b>	<b>39-5</b>	<b>19</b>	<b>12</b>	<b>31</b>	<b>3.0-8</b>	<b>0.5-4</b>	<b>0</b>	<b>0</b>	<b>1-0</b>	<b>1</b>

## #6 QB BAKER MAYFIELD

YEAR	GP-GS	C-A	PCT	YDS	AVG/G	TD	INT	LG	RUSH	YDS	AVG	TD	LG
2013*	8-7	218-340	64.1	2,315	289.4	12	9	60	88	190	2.2	3	22
2014	SAT OUT AFTER TRANSFERRING												
2015	12-12	243-354	68.6	3,389	282.4	35	5	76	131	420	3.2	7	39
<b>Career</b>	<b>20-19</b>	<b>461-694</b>	<b>66.4</b>	<b>5,704</b>	<b>285.2</b>	<b>47</b>	<b>14</b>	<b>76</b>	<b>219</b>	<b>610</b>	<b>2.8</b>	<b>10</b>	<b>39</b>

\* at Texas Tech

## #2 CB P.J. MBANASOR

YEAR	GP-GS	UT	AT	TOTAL	TFL	SACKS	INT	FF	FR	PBU
2015	9-2	5	2	7	0	0	0	0	0	1
<b>Career</b>	<b>9-2</b>	<b>5</b>	<b>2</b>	<b>7</b>	<b>0</b>	<b>0</b>	<b>0</b>	<b>0</b>	<b>0</b>	<b>1</b>

## #29 S PRENTICE MCKINNEY

YEAR	GP-GS	UT	AT	TOTAL	TFL	SACKS	INT	FF	FR	PBU
2015	4-0	1	1	2	0	0	0	0	0	1
<b>Career</b>	<b>4-0</b>	<b>1</b>	<b>1</b>	<b>2</b>	<b>0</b>	<b>0</b>	<b>0</b>	<b>0</b>	<b>0</b>	<b>1</b>

## #15 WR JEFFERY MEAD

YEAR	GP-GS	REC	YDS	AVG	TD	LONG
2014	8-0	0	0	—	0	—
2015	10-0	4	47	11.8	1	20
<b>Career</b>	<b>18-0</b>	<b>4</b>	<b>47</b>	<b>11.8</b>	<b>1</b>	<b>20</b>

## #13 WR A.D. MILLER

YEAR	GP-GS	REC	YDS	AVG	TD	LONG
2015	6-1	2	16	8.0	0	12
<b>Career</b>	<b>6-1</b>	<b>2</b>	<b>16</b>	<b>8.0</b>	<b>0</b>	<b>12</b>

## #25 RB JOE MIXON

YEAR	GP-GS	RUSH	AVG	TD	LG	REC	AVG	TD	LG
2015	12-3	110-749	6.8	7	66	25-345	13.8	4	76
<b>Career</b>	<b>12-3</b>	<b>110-749</b>	<b>6.8</b>	<b>7</b>	<b>66</b>	<b>25-345</b>	<b>13.8</b>	<b>4</b>	<b>76</b>

## #5 WR DURRON NEAL

YEAR	GP-GS	REC	YDS	AVG	TD	LONG
2012	10-0	5	75	15.0	0	25
2013	13-2	13	176	13.5	0	41
2014	13-13	42	513	12.8	3	45
2015	12-10	42	527	12.5	3	71
<b>Career</b>	<b>48-25</b>	<b>102</b>	<b>1291</b>	<b>12.7</b>	<b>6</b>	<b>71</b>

#31 LB OGBONNIA OKORONKWO

YEAR	GP-GS	UT	AT	TOTAL	TFL	SACKS	INT	FF	FR	PBU
2014	11-0	4	4	8	3.0-19	2.0-15	0	0	0	0
2015	9-0	5	4	9	2.0-12	2.0-12	0	0	0	0
<b>Career</b>	<b>20-0</b>	<b>9</b>	<b>8</b>	<b>17</b>	<b>5.0-31</b>	<b>4.0-27</b>	<b>0</b>	<b>0</b>	<b>0</b>	<b>0</b>

#98 DT MARQUISE OVERTON

YEAR	GP-GS	UT	AT	TOTAL	TFL	SACKS	INT	FF	FR	PBU
2015	7-0	4	1	5	1.0-4	1.0-4	0	0	0	0
<b>Career</b>	<b>7-0</b>	<b>4</b>	<b>1</b>	<b>5</b>	<b>1.0-4</b>	<b>1.0-4</b>	<b>0</b>	<b>0</b>	<b>0</b>	<b>0</b>

#10 S STEVEN PARKER

YEAR	GP-GS	UT	AT	TOTAL	TFL	SACKS	INT	FF	FR	PBU
2014	13-4	20	11	31	2.0-9	1.0-6	0	0	0	6
2015	12-12	37	18	55	4.0-18	1.5-12	0	0	1-0	4
<b>Career</b>	<b>25-16</b>	<b>57</b>	<b>29</b>	<b>86</b>	<b>6.0-27</b>	<b>2.5-18</b>	<b>0</b>	<b>0</b>	<b>1-0</b>	<b>10</b>

#32 RB SAMAJE PERINE

YEAR	GP-GS	RUSH	AVG	TD	LG	REC	AVG	TD	LG
2014	13-8	263-1713	6.5	21	66	15-108	7.2	0	19
2015	12-12	211-1291	6.1	15	72	13-84	6.5	1	16
<b>Career</b>	<b>25-20</b>	<b>474-3004</b>	<b>6.3</b>	<b>36</b>	<b>72</b>	<b>28-192</b>	<b>6.9</b>	<b>1</b>	<b>19</b>

#16 WR MICHIAH QUICK

YEAR	GP-GS	REC	YDS	AVG	TD	LONG	KR	AVG	TD	LG
2014	13-2	25	237	9.5	1	54	1	13.0	0	13
2015	11-0	8	101	12.6	0	34	0	—	0	—
<b>Career</b>	<b>25-2</b>	<b>33</b>	<b>338</b>	<b>10.2</b>	<b>1</b>	<b>54</b>	<b>1</b>	<b>13.0</b>	<b>0</b>	<b>13</b>

#92 DT MATTHEW ROMAR

YEAR	GP-GS	UT	AT	TOTAL	TFL	SACKS	INT	FF	FR	PBU
2014	12-0	4	6	10	1.0-6	1.0-6	0	0	0	0
2015	11-11	14	9	23	1.5-9	1.0-8	0	0	0	0
<b>Career</b>	<b>23-11</b>	<b>18</b>	<b>15</b>	<b>33</b>	<b>2.5-15</b>	<b>2.0-14</b>	<b>0</b>	<b>0</b>	<b>0</b>	<b>0</b>

#28 RB ALEX ROSS

YEAR	GP-GS	RUSH	AVG.	TD	LG	REC.	AVG.	TD	LG	KR	AVG.	TD	LG
2013	10-0	3-19	6.3	0	8	0	—	—	—	0	—	0	—
2014	13-3	88-595	6.8	4	82	10-65	6.5	0	16	23-718	31.2	2	100
2015	12-0	30-173	5.8	1	54	1-1	1.0	0	1	26-548	21.1	0	90
<b>Career</b>	<b>35-3</b>	<b>121-787</b>	<b>6.5</b>	<b>5</b>	<b>82</b>	<b>11-66</b>	<b>6.0</b>	<b>0</b>	<b>16</b>	<b>49-1266</b>	<b>25.8</b>	<b>2</b>	<b>100</b>

#15 CB ZACK SANCHEZ

YEAR	GP-GS	UT	AT	TOTAL	TFL	SACKS	INT	FF	FR	PBU
2013	13-13	33	13	46	0.5-1	0	2-117	0	0	13
2014	13-13	31	12	43	1.0-1	0	6-43	0	0	8
2015	10-10	35	9	44	3.5-7	0.5-4	6-60	0	0	7
<b>Career</b>	<b>36-36</b>	<b>99</b>	<b>34</b>	<b>133</b>	<b>5.0-9</b>	<b>0.5-4</b>	<b>14-220</b>	<b>0</b>	<b>0</b>	<b>28</b>

#43 K/P AUSTIN SEIBERT

YEAR	GP-GS	FGM-FGA	PCT	BLK	LONG	PAT	PCT
2015	12-0	17-22	77.3	0	46	68-70	97.1
<b>Career</b>	<b>12-0</b>	<b>17-22</b>	<b>77.3</b>	<b>0</b>	<b>46</b>	<b>68-70</b>	<b>97.1</b>

YEAR	PUNTS	YARDS	AVG	LONG	TB	FC	I20	50+
2015	51	2,162	42.4	58	2	27	20	10
<b>Career</b>	<b>51</b>	<b>2,162</b>	<b>42.4</b>	<b>58</b>	<b>2</b>	<b>27</b>	<b>20</b>	<b>10</b>

#20 LB FRANK SHANNON

YEAR	GP-GS	UT	AT	TOTAL	TFL	SACKS	INT	FF	FR	PBU
2012	12-2	22	18	40	3.5-15	2.0-12	0	0	1	0
2013	13-13	55	37	92	7.0-24	2.0-13	1-17	1	0	0
2014	NOT ENROLLED AT OKLAHOMA									
2015	11-3	23	13	36	0	0	1-0	0	0	0
<b>Career</b>	<b>36-18</b>	<b>100</b>	<b>68</b>	<b>168</b>	<b>10.5-39</b>	<b>4.0-25</b>	<b>2-17</b>	<b>1</b>	<b>1</b>	<b>0</b>

#3 WR STERLING SHEPARD

YEAR	GP-GS	REC	YDS	AVG	TD	LONG	PR	AVG	TD	LG
2012	13-4	45	621	13.8	3	52	0	0.0	0	0
2013	12-12	51	603	11.8	7	57	0	0.0	0	0
2014	12-12	51	970	19.0	5	75	11-73	6.6	0	18
2015	12-12	79	1,201	15.2	11	74	19-148	7.8	0	27
<b>Career</b>	<b>49-40</b>	<b>226</b>	<b>3,395</b>	<b>15.0</b>	<b>26</b>	<b>75</b>	<b>30-221</b>	<b>7.3</b>	<b>0</b>	<b>27</b>

#19 LB ERIC STRIKER

YEAR	GP-GS	UT	AT	TOTAL	TFL	SACKS	INT	FF	FR	PBU
2012	13-0	3	3	6	0	0	0	0	0	0
2013	13-13	28	22	50	10.5-64	6.5-48	0	1	1-3	3
2014	13-13	45	23	68	17.0-79	9.0-48	0	0	2-2	5
2015	12-12	36	25	61	16.0-71	7.5-53	1-33	1	1-0	3
<b>Career</b>	<b>51-38</b>	<b>112</b>	<b>73</b>	<b>185</b>	<b>43.5-214</b>	<b>23.0-149</b>	<b>1-33</b>	<b>2</b>	<b>4-5</b>	<b>11</b>

#21 S WILL SUNDERLAND

YEAR	GP-GS	UT	AT	TOTAL	TFL	SACKS	INT	FF	FR	PBU
2015	8-0	2	1	3	0	0	0	0	0	0
<b>Career</b>	<b>8-0</b>	<b>2</b>	<b>1</b>	<b>3</b>	<b>0</b>	<b>0</b>	<b>0</b>	<b>0</b>	<b>0</b>	<b>0</b>

#91 DE CHARLES TAPPER

YEAR	GP-GS	UT	AT	TOTAL	TFL	SACKS	INT	FF	FR	PBU
2012	5-0	0	2	2	0	0	0	0	0	0
2013	13-12	24	25	49	9.0-40	5.5-31	0	0	0	1
2014	13-13	13	24	37	7.5-27	3.0-18	0	1	1-0	2
2015	12-12	27	18	45	10.0-49	7.0-38	0	4	1-1	2
<b>Career</b>	<b>43-37</b>	<b>64</b>	<b>69</b>	<b>133</b>	<b>26.5-116</b>	<b>15.5-87</b>	<b>0</b>	<b>5</b>	<b>2-1</b>	<b>5</b>

#6 CB STANVON TAYLOR

YEAR	GP-GS	UT	AT	TOTAL	TFL	SACKS	INT	FF	FR	PBU
2013	13-1	4	0	4	0	0	0	0	0	2
2014	13-0	5	3	8	1.0-1	0	0	0	0	0
2015	4-0	0	2	2	0	0	0	0	0	0
<b>Career</b>	<b>30-1</b>	<b>9</b>	<b>5</b>	<b>14</b>	<b>1.0-1</b>	<b>0</b>	<b>0</b>	<b>0</b>	<b>0</b>	<b>2</b>

#13 S AHMAD THOMAS

YEAR	GP-GS	UT	AT	TOTAL	TFL	SACKS	INT	FF	FR	PBU
2013	12-0	7	2	9	1.0-1	0	0	0	0	0
2014	13-13	48	27	75	0.5-1	0	1-0	0	0	2
2015	12-12	44	24	68	1.5-5	1.5-5	3-33	0	0	2
<b>Career</b>	<b>37-25</b>	<b>99</b>	<b>53</b>	<b>152</b>	<b>3.0-7</b>	<b>1.5-5</b>	<b>4-33</b>	<b>0</b>	<b>0</b>	<b>4</b>

#14 QB CODY THOMAS

YEAR	GP-GS	C-A	PCT	YDS	AVG/G	TD	INT	LG	RUSH	YDS	AVG	TD	LG
2014	7-3	30-66	45.5	342	48.9	2	4	47	23	141	6.1	1	35
2015	2-0	1-1	100.0	1	0.5	0	0	1	0	0	—	0	—
<b>Career</b>	<b>9-3</b>	<b>31-67</b>	<b>46.3</b>	<b>343</b>	<b>38.1</b>	<b>2</b>	<b>4</b>	<b>47</b>	<b>23</b>	<b>141</b>	<b>6.1</b>	<b>1</b>	<b>35</b>

#7 CB JORDAN THOMAS

YEAR	GP-GS	UT	AT	TOTAL	TFL	SACKS	INT	FF	FR	PBU
2014	13-4	27	5	32	0	0	0	0	0	5
2015	11-10	32	12	44	0	0	5-153	0	0	4
<b>Career</b>	<b>24-14</b>	<b>59</b>	<b>17</b>	<b>76</b>	<b>0</b>	<b>0</b>	<b>5-153</b>	<b>0</b>	<b>0</b>	<b>9</b>

#93 DT JORDAN WADE

YEAR	GP-GS	UT	AT	TOTAL	TFL	SACKS	INT	FF	FR	PBU
2013	12-8	8	9	17	1.5-1	1.5-1	0	0	0	0
2014	6-0	5	4	9	0.5-1	0.5-1	0	0	0	0
2015	12-1	11	7	18	2.0-3	1.0-2	0	0	1-0	1
<b>Career</b>	<b>30-9</b>	<b>24</b>	<b>20</b>	<b>44</b>	<b>4.0-5</b>	<b>3.0-4</b>	<b>0</b>	<b>0</b>	<b>1-0</b>	<b>1</b>

#97 DL CHARLES WALKER

YEAR	GP-GS	UT	AT	TOTAL	TFL	SACKS	INT	FF	FR	PBU
2014	8-0	4	6	10	1.0-2	0.5-1	0	0	0	0
2015	12-0	25	11	36	10.0-48	6.0-33	0	1	0	1
<b>Career</b>	<b>20-0</b>	<b>29</b>	<b>17</b>	<b>46</b>	<b>11.0-50</b>	<b>6.5-34</b>	<b>0</b>	<b>1</b>	<b>0</b>	<b>1</b>

#87 DL D.J. WARD

YEAR	GP-GS	UT	AT	TOTAL	TFL	SACKS	INT	FF	FR
------	-------	----	----	-------	-----	-------	-----	----	----

# THE LAST TIME...

## INDIVIDUAL

### Rushed 30 times

OU: 34, Samaje Perine, Kansas (11/22/14)  
Opp.: 31, Zack Langer, Tulsa (9/19/15)

### Rushed 40 times

OU: 55, Steve Owens at Oklahoma State (11/29/69)  
Opp.: 40, Ricky Williams, Texas (10/11/97)

### Rushed 50 times

OU: 55, Steve Owens at Oklahoma State (11/29/69)  
Opp.: Under research

### Rushed for 100 yards

OU: 136, Joe Mixon and 131, Samaje Perine at Oklahoma State (11/28/15)  
Opp.: 103, Shock Linwood at Baylor (11/14/15)

### Quarterback rushed for 100 yards

OU: 103, Cody Thomas at Texas Tech (11/15/14)  
Opp.: 115, Jerrod Heard, vs. Texas (10/10/15)

### Rushed for 200 yards

OU: 201, Samaje Perine, Texas Tech (10/24/15)  
Opp.: 229, Johnny Manziel vs. Texas A&M (1/4/13)

### Rushed for 300 yards

OU: 427, Samaje Perine, Kansas (11/22/14)  
Opp.: 344, Tavon Austin at West Virginia (11/17/12)

### Rushed for 400 yards

OU: 427, Samaje Perine, Kansas (11/22/14)  
Opp.: Never

### Two 100-yard rushers

OU: 136, Joe Mixon and 131, Samaje Perine at Oklahoma State (11/28/15)  
Opp.: 117, D'Onta Freeman and 115, Jerrod Heard vs. Texas (10/10/15)

### Three 100-yard rushers

OU: 146, Trevor Knight, 144, Alex Ross & 110 Samaje Perine at Iowa St. (11/1/14)  
Opp.: Never

### Had a 70-yard run from scrimmage

OU: 82, Alex Ross at Tulsa (9/6/14)  
Opp.: 81, D'Onta Freeman vs. Texas (10/10/15)

### Had an 80-yard run from scrimmage

OU: 82, Alex Ross at Tulsa (9/6/14)  
Opp.: 81, D'Onta Freeman vs. Texas (10/10/15)

### Had a 90-yard run from scrimmage

OU: 95, Damien Williams, Texas (10/13/12)  
Opp.: 99, Eric Vann, Kansas (10/4/97)

### Rushed for three touchdowns

OU: 4, Samaje Perine, Texas Tech (10/24/15)  
Opp.: 3, Devin Chafin at Baylor (11/14/15)

### Rushed for four touchdowns

OU: 4, Samaje Perine, Texas Tech (10/24/15)  
Opp.: 4, Joseph Randle, Oklahoma State (11/24/12)

### Rushed for five touchdowns

OU: 5, Samaje Perine, Kansas (11/22/14)  
Opp.: Never

### Rushed for six touchdowns

OU: 6, Quentin Griffin vs. Texas (10/7/00)  
Opp.: Never

### Passed for 300 yards

OU: 342, Baker Mayfield, Iowa State (11/7/15)  
Opp.: 325, J.W. Walsh at Oklahoma State (11/28/15)

### Passed for 400 yards

OU: 487, Baker Mayfield, Tulsa (9/19/15)  
Opp.: 427, Dane Evans, Tulsa (9/19/15)

### Passed for 500 yards

OU: 500, Landry Jones, Oklahoma State (11/24/12)  
Opp.: Never

### Attempted 40 passes

OU: 44, Trevor Knight vs. Alabama (1/2/14)  
Opp.: 42, J.W. Walsh at Oklahoma State (11/28/15)

### Attempted 50 passes

OU: 71, Landry Jones, Oklahoma State (11/24/12)  
Opp.: 51, Joel Lanning, Iowa State (11/7/15)

### Attempted 60 passes

OU: 71, Landry Jones, Oklahoma State (11/24/12)  
Opp.: 64, Ryan Tannehill, Texas A&M (11/5/11)

### Threw three touchdown passes

OU: 3, Baker Mayfield at Baylor (11/14/15)  
Opp.: 4, Dane Evans, Tulsa (9/19/15)

### Threw four touchdown passes

OU: 4, Baker Mayfield at Kansas (10/31/15)  
Opp.: 4, Dane Evans, Tulsa (9/19/15)

### Threw five touchdown passes

OU: 5, Baker Mayfield at Kansas State (10/17/15)  
Opp.: 5, Matt Leinart, USC (1/4/05)

### Threw six touchdown passes

OU: 6, Landry Jones at West Virginia (11/17/12)  
Opp.: Under research

### Non-quarterback touchdown pass

OU: 4 yards, Durrion Neal to Trevor Knight at West Virginia (9/20/14)  
Opp.: 3 yards, Kenny Williams to Eric Ward, Texas Tech (10/26/13)

### Caught 10 passes

OU: 14, Sterling Shepard at Oklahoma State (11/28/15)  
Opp.: 14, Keyarris Garrett & 10, Joshua Atkinson, Tulsa (9/19/15)

### Had 100 yards receiving

OU: 177, Sterling Shepard at Baylor (11/14/15)  
Opp.: 169, James Washington at Oklahoma State (11/28/15)

### Had 150 yards receiving

OU: 177, Sterling Shepard at Baylor (11/14/15)  
Opp.: 169, James Washington at Oklahoma State (11/28/15)

### Had 200 yards receiving

OU: 215, Sterling Shepard at TCU (10/4/14)  
Opp.: 224, Corey Coleman, Baylor (11/8/14)

### Had a 70-yard pass completion

OU: 75, Baker Mayfield to Sterling Shepard, Iowa State (11/7/15)  
Opp.: 72, J.W. Walsh to James Washington at Oklahoma State (11/28/15)

### Had an 80-yard pass completion

OU: 82, Blake Bell to Jaz Reynolds, Tulsa (9/14/13)  
Opp.: 90, Jake Waters to Tyler Lockett at Kansas State (11/23/13)

### Had a 90-yard pass completion

OU: 90, Eric Moore to P.J. Mills, Iowa State (10/7/95)  
Opp.: 90, Jake Waters to Tyler Lockett at Kansas State (11/23/13)

### Caught two touchdown passes

OU: 2, Sterling Shepard at Baylor (11/14/15)  
Opp.: 2, Keevan Lucas, Tulsa (9/19/15)

### Caught three touchdown passes

OU: 4, Kenny Stills at West Virginia (11/17/12)  
Opp.: 3, Tyler Lockett at Kansas State (11/23/13)

### Caught four touchdown passes

OU: 4, Kenny Stills at West Virginia (11/17/12)  
Opp.: 4, Stedman Bailey at West Virginia (11/17/12)

### Two 100-yard receivers

OU: 123, Sterling Shepard & 109, Jaz Reynolds, Tulsa (9/14/13)  
Opp.: 189, Keyarris Garrett & 104, Joshua Atkinson, Tulsa (9/19/15)

### 100-yard rusher and 100-yard receiver

OU: 166 (rush), Samaje Perine, 177 (rec.), Sterling Shepard at Baylor (11/14/15)  
Opp.: 161 (rush), Zack Langer, 189 (rec.), Keyarris Garrett & 104 (rec.) Josh Atkinson, Tulsa (9/19/15)

### Returned a punt for a touchdown

OU: 64, Jalen Saunders at Oklahoma State (12/7/13)  
Opp.: 92, Tyreek Hill, Oklahoma State (12/6/14)

### Returned a kickoff for a touchdown

OU: 91, Alex Ross vs. Texas (10/11/14)  
Opp.: 100, Fozzy Whittaker, Texas (10/8/11)

### Returned an interception for a touchdown

OU: 32, Jordan Thomas at Oklahoma State (11/28/15)  
Opp.: 47, Ben Boulware, vs. Clemson (12/29/14)

### Returned a fumble for a touchdown

OU: 41, Jordan Evans, West Virginia (10/3/15)  
Opp.: 63, Cassius Sendish, Kansas (11/22/14)

### Returned a blocked field goal for a touchdown

OU: 48, Darryl Bright vs. Texas Tech (11/21/98)  
Opp.: Under research

### Returned a blocked punt for a touchdown

OU: 0, Will Peoples vs. Texas Tech (11/23/02)  
Opp.: 24, Nathan Jeffery at UTEP (9/1/12)



**Had 15 tackles**

OU: 15, Hatari Byrd, Tulsa (9/19/15)  
Opp.: 15, Dakota Allen, Texas Tech (10/24/15)

**Had 20 tackles**

OU: 22, Rocky Calmus at Colorado (10/30/99)  
Opp.: 21, Jalen Reeves-Maybin, at Tennessee (9/12/15)

**Had multiple interceptions**

OU: 2, Jordan Thomas at Oklahoma State (11/28/15)  
Opp.: 2, Todd Kelly, Jr., at Tennessee (9/12/15)

**Had at least 2.0 sacks**

OU: 2.0, Charles Tapper, Iowa State (11/7/15)  
Opp.: 2.0, Dorance Armstrong at Kansas (10/31/15)

**Blocked a punt**

OU: Matt Dimon at Kansas (10/19/13)  
Opp.: Zack Craig at Oklahoma State (12/7/13)

**Blocked a field goal**

OU: Devante Bond, Tulsa (9/19/15)  
Opp.: A.J. Johnson, Tennessee (9/13/14)

**Blocked an extra point attempt**

OU: Devante Bond, vs. Clemson (12/29/14)  
Opp.: Motekai Maile at Oklahoma State (11/28/15)

**Recorded a safety**

OU: Dominique Alexander at Baylor (11/7/13) (sack)  
Opp.: Team, Texas A&M (11/6/10) (Bad snap thru end zone)

**Made three field goals**

OU: 3, Austin Seibert, West Virginia (10/3/15)  
Opp.: 3, Ben Grogan at Oklahoma State (11/28/15)

**Made a 50-yard field goal**

OU: 53, Michael Hunnicutt at Kansas State (10/29/11)  
Opp.: 54, Josh Lambert at West Virginia (9/20/14)

**Had a 70-yard punt**

OU: 70, Jed Barnett at West Virginia (9/20/14)  
Opp.: 73, Mike Brandtner, Iowa State (10/14/06)

**Converted a two-point conversion**

OU: Blake Bell to Sterling Shepard at Notre Dame (9/28/13)  
Opp.: Ryan Tannehill to Malcome Kennedy, Texas A&M (11/5/11)

**Returned a blocked PAT for a two-point conversion:**

OU: Zack Sanchez at TCU (10/4/13)  
Opp.: Quandre Diggs vs. Texas (10/13/12)

**TEAM****Scored 40 points**

OU: 58-23, at Oklahoma State (11/28/15)  
Opp: 40-6, Clemson (12/29/14)

**Scored 50 points**

OU: 58-23, at Oklahoma State (11/28/15)  
Opp.: 55-19, USC (1/4/05)

**Scored 60 points**

OU: 62-7, at Kansas (10/31/15)  
Opp.: 69-7, Nebraska (11/1/97)

**Scored 70 points**

OU: 79-10 vs. North Texas (9/1/07)  
Opp.: 73-21, Nebraska (11/2/96)

**Posted a shutout**

OU: 55-0, at Kansas State (10/17/15)  
Opp.: 29-0, at Texas A&M (11/7/98)

**Rushed for 200 yards**

OU: 344 at Oklahoma State (11/28/15)  
Opp.: 313, vs. Texas (10/10/15)

**Rushed for 300 yards**

OU: 344 at Oklahoma State (11/28/15)  
Opp.: 313, vs. Texas (10/10/15)

**Rushed for 400 yards**

OU: 405, Texas Tech (10/24/15)  
Opp.: 458 at West Virginia (11/17/12)

**Rushed for 500 yards**

OU: 510, Kansas (11/22/14)  
Opp.: Never

**Rushed for 600 yards**

OU: 768 vs. Kansas State (10/15/88)  
Opp.: Never

**Rushed for 700 yards**

OU: 768 vs. Kansas State (10/15/88)  
Opp.: Never

**Rushed for less than 100 yards**

OU: 67 vs. Texas (10/10/15)  
Opp.: 35, at Kansas (10/31/15)

**Rushed for five touchdowns**

OU: 5 at Oklahoma State (11/28/15)  
Opp.: 5, Baylor (11/8/14)

**Rushed for six touchdowns**

OU: 7, Texas Tech (10/24/15)  
Opp.: 8, Nebraska (11/1/97)

**Rushed for seven touchdowns**

OU: 7, Texas Tech (10/24/15)  
Opp.: 8, Nebraska (11/1/97)

**Rushed for eight touchdowns**

OU: 8, Florida A&M (9/8/12)  
Opp.: 8, Nebraska (11/1/97)

**Passed for 300 yards**

OU: 405, Iowa State (11/7/15)  
Opp.: 325 at Oklahoma State (11/28/15)

**Passed for 400 yards**

OU: 405, Iowa State (11/7/15)  
Opp.: 427, Tulsa (9/19/15)

**Passed for 500 yards**

OU: 500, Oklahoma State (11/24/12)  
Opp.: Never

**Passed for less than 100 yards**

OU: 39, Kansas (11/22/14)  
Opp.: 45, at Kansas State (10/17/15)

**Passed for five touchdowns**

OU: 5, at Kansas (10/31/15)  
Opp.: 5, USC (1/4/05)

**Passed for six touchdowns**

OU: 6, at West Virginia (11/17/12)  
Opp.: Never

**Gained 500 yards total offense**

OU: 524 at Oklahoma State (11/28/15)  
Opp.: 603, Tulsa (9/19/15)

**Gained 600 yards total offense**

OU: 684, Iowa State (11/7/15)  
Opp.: 603, Tulsa (9/19/15)

**Gained 700 yards total offense**

OU: 710, at Kansas (10/31/15)  
Opp.: 778, at West Virginia (11/17/12)

**Gained 800 yards total offense**

OU: 829 vs. Kansas State (10/15/88)  
Opp.: Never

**Held under 100 total yards**

OU: 83 vs. Navy (10/2/65)  
Opp.: 44 vs. Idaho State (9/12/09)

**Held under 200 total yards**

OU: 183 vs. Iowa State (10/16/10)  
Opp.: 110, at Kansas State (10/17/15)

# BEST OF THE STOOPS ERA

## INDIVIDUAL

### OFFENSE

#### Rushing Yards

427, Samaje Perine vs. Kansas (11/22/14)  
249, Adrian Peterson at Oklahoma State (10/30/04)  
248, Quentin Griffin vs. Texas (10/12/02)  
242, Samaje Perine at West Virginia (9/20/14)  
240, Adrian Peterson at Baylor (11/20/04)

#### Rushing Attempts

36, Adrian Peterson at Kansas State (10/16/04)  
35, DeMarco Murray vs. Utah State (9/4/10)  
35, Allen Patrick at Missouri (10/28/06)  
35, Allen Patrick vs. Colorado (10/21/06)  
34, Done 3 times, MR: Samaje Perine vs. Kansas (11/22/14)

#### Rushing Touchdowns

6, Quentin Griffin vs. Texas (10/7/00)  
5, Samaje Perine vs. Kansas (11/22/14)  
5, DeMarco Murray vs. North Texas (9/1/07)  
4, Done 7 times, MR: **Samaje Perine vs. Texas Tech (10/24/15)**

#### Passing Yards

554, Landry Jones at West Virginia (11/17/12)  
505, Landry Jones at Kansas State (10/29/11)  
500, Landry Jones vs. Oklahoma State (11/24/12)  
**487, Baker Mayfield vs. Tulsa (9/19/15)**  
468, Landry Jones at Oklahoma State (11/27/10)  
468, Sam Bradford vs. Kansas (10/18/08)

#### Pass Completions

46, Landry Jones vs. Oklahoma State (11/24/12)  
39, Josh Heupel vs. Ole Miss (12/31/09)  
38, Landry Jones at West Virginia (11/17/12)  
37, Landry Jones at Oklahoma State (11/27/10)  
37, Josh Heupel vs. Baylor (9/18/99)

#### Pass Attempts

71, Landry Jones vs. Oklahoma State (11/24/12)  
62, Landry Jones at Oklahoma State (11/27/10)  
59, Landry Jones at Texas A&M (11/6/10)  
58, Landry Jones at Nebraska (11/7/09)  
58, Josh Heupel at Colorado (10/30/99)

#### Passing Touchdowns

6, Landry Jones at West Virginia (11/17/12)  
6, Landry Jones vs. Tulsa (9/19/09)  
5, 17 times, MR: **Baker Mayfield at Kansas State (10/17/15)**

#### Receptions

15, Sterling Shepard vs. Kansas State (10/18/14)  
15, Justin Brown vs. Oklahoma State (11/24/12)  
15, Jalen Saunders vs. Notre Dame (10/27/12)  
15, Ryan Broyles vs. Iowa State (10/16/10)  
**14, Sterling Shepard at Baylor (11/14/15)**  
14, Ryan Broyles at Kansas State (10/29/11)  
14, Ryan Broyles vs. Tulsa (9/3/11)

#### Receiving Yards

217, Ryan Broyles at Kansas (10/15/11)  
215, Sterling Shepard at TCU (10/4/14)  
208, Ryan Boyles vs. Colorado (10/30/10)  
206, Manuel Johnson vs. TCU (9/27/08)  
197, Sterling Shepard vs. Kansas State (10/18/14)

#### Receiving Touchdowns

4, Kenny Stills at West Virginia (11/17/12)  
4, Jermaine Gresham vs. Texas A&M (11/3/07)  
4, Trent Smith at Kansas (10/13/01)  
3, 12 times, MR: Ryan Broyles vs. Missouri (9/24/11)

#### Total Offense

**572, Baker Mayfield vs. Tulsa (9/19/15)**  
554, Landry Jones at West Virginia (11/17/12)  
505, Landry Jones at Kansas State (10/29/11)  
494, Landry Jones vs. Oklahoma State (11/24/12)  
482, Sam Bradford vs. Kansas (10/18/08)

#### Interceptions

3, Tony Jefferson vs. Ball State (10/1/11)  
3, J.T. Thatcher vs. Kansas (9/30/00)  
2, 21 times, MR: **Jordan Thomas at Oklahoma State (11/28/15)**

#### Pass Breakups

5, Derrick Strait vs. Oklahoma State (11/24/01)  
4, 7 times, MR: Zack Sanchez vs. TCU (10/5/13)

## SPECIAL TEAMS

#### Field Goals Made

4, 6 times, MR: Michael Hunnicutt vs. Iowa State (11/26/11)

## LONGEST PLAYS

(# – play resulted in TD)

#### Rush

95, Damien Williams vs. Texas (10/13/12)#  
92, DeMarco Murray vs. Utah State (9/15/07)#  
89, Damien Williams vs. Florida A&M (9/8/12)#  
84, Adrian Peterson vs. Oklahoma State (11/26/05)#  
82, Alex Ross at Tulsa (9/6/14)#

#### Pass Play

86, Landry Jones to Cameron Kenney at OSU (11/27/10)#  
82, Blake Bell to Jaz Reynolds vs. Tulsa (9/14/13)  
81, Landry Jones to Ryan Broyles vs. Colorado (10/30/10)#  
77, Sam Bradford to Ryan Broyles at Washington (9/13/08)#  
77, Jason White to Kejuan Jones at Texas Tech (11/22/03)#

#### Punt

85, Tress Way vs. Utah State (9/4/10)  
75, Tress Way at TCU (12/1/12)  
75, Michael Cohen at Texas A&M (11/4/06)  
74, Tress Way vs. Oklahoma State (11/28/09)  
73, Cody Freeby at Texas Tech (11/19/05)  
73, Jeff Ferguson at Colorado (10/30/99)

#### Field Goal

53, Michael Hunnicutt at Kansas State (10/29/11)  
53, Garrett Hartley vs. Utah State (9/15/07)  
52, Garrett Hartley vs. Texas (10/8/05)  
50, Garrett Hartley at Nebraska (10/29/05)  
48, Michael Hunnicutt at Oklahoma State (12/3/11)

#### Punt Return

91, Antonio Perkins at Tulsa (8/30/02)#  
91, Jalen Saunders vs. Iowa State (11/16/13)#  
90, Justin Brown vs. Kansas (10/20/12)#  
87, Ryan Broyles vs. Oklahoma State (11/28/09)#  
84, Antonio Perkins vs. UCLA (9/20/03)#

#### Kick Return

100, Alex Ross at West Virginia (9/20/14)#  
100, Roy Finch vs. Kansas (10/20/12)#  
100, Mark Bradley at Iowa State (10/4/03)#  
93, J.T. Thatcher at Kansas State (10/14/00)  
91, Alex Ross vs. Texas (10/11/14)#  
91, DeMarco Murray vs. Baylor (11/10/07)#

#### Interception Return

100, Julian Wilson vs. Tennessee (9/13/14)#  
97, Derrick Strait at Texas Tech (11/22/03)  
85, Dominique Franks at Kansas (10/24/09)#  
85, J.T. Thatcher vs. Texas Tech (11/18/00)#  
75, Derrick Strait at Baylor (11/16/02)#

#### Fumble Return

69, Cory Heinecke at Air Force (9/1/01)#  
61, Reggie Smith vs. Miami (FL) (9/8/07)#  
56, Jamell Fleming vs. Texas (10/8/11)#  
53, Keenan Clayton vs. Texas Tech (11/22/08)

## TEAM

## OFFENSE

## First Downs

44, vs. Oklahoma State (11/24/12)  
 41, at Iowa State (11/1/14)  
 39, vs. Missouri (12/6/08)  
**38, vs. Tulsa (9/19/15)**  
 37, vs. Iowa State (10/16/10)

## Rushing Yards

510, vs. Kansas (11/22/14)  
 510, at Iowa State (11/1/14)  
**405, vs. Texas Tech (10/24/15)**  
 405, vs. Iowa State (11/16/13)  
 384, at Texas Tech (11/15/14)

## Rushing Attempts

66, vs. Iowa State (10/19/02)  
 63, vs. Oklahoma State (12/6/14)  
 61, vs. Texas A&M (11/8/03)  
 61, vs. Texas Tech (11/23/02)  
**59, vs. TCU (11/21/15)**  
 59, at Iowa State (11/1/14)

## Rushing Touchdowns

8, vs. Florida A&M (9/8/12)  
**7, vs. Texas Tech (10/24/15)**  
 7, vs. North Texas (9/1/07)  
 7, vs. Texas (10/7/00)  
 6, vs. Texas (10/13/12)  
 6, vs. Missouri (12/6/08)

## Passing Yards

554, at West Virginia (11/17/12)  
 520, at Kansas State (10/29/11)  
 512, vs. Oklahoma State (11/24/12)  
 488, vs. Colorado (10/30/10)  
 487, vs. Tulsa (9/19/15)

## Pass Completions

47, vs. Oklahoma State (11/24/12)  
 39, vs. Tulsa (9/3/11)  
 39, vs. Tulsa (11/3/01)  
 39, vs. Mississippi (12/31/99)  
 38, at West Virginia (11/17/12)  
 38, vs. Baylor (9/18/99)

## Pass Attempts

73, vs. Oklahoma State (11/24/12)  
 62, at Oklahoma State (11/27/10)  
 60, at Texas A&M (11/6/10)  
 58, at Nebraska (11/7/09)  
 58, at Colorado (10/30/99)

## Passing Touchdowns

6, at West Virginia (11/17/12)  
 6, vs. Tulsa (9/19/09)  
 6, vs. Miami (FL) (9/8/07)  
**5, 18 times, MR: at Kansas (10/31/15)**

## Total Offense

**773, vs. Tulsa (9/19/15)**  
 751, at Iowa State (11/1/14)  
**710, at Kansas (10/31/15)**  
 690, at Kansas State (10/29/11)  
**684, vs. Iowa State (11/7/15)**

## Points

79, vs. North Texas (9/1/07)  
 77, vs. Texas A&M (11/8/03)  
 69, vs. Florida A&M (9/8/12)  
 68, vs. UTEP (9/14/02)  
 66, at Texas A&M (11/8/08)

## DEFENSE

## Fewest First Downs

1, vs. Chattanooga (8/30/08)  
 3, vs. Colorado (12/4/04)  
 3, vs. Texas A&M (11/8/03)  
 5, vs. Colorado (10/21/06)  
 5, vs. Iowa State (10/19/02)  
 5, vs. Texas A&M (11/10/01)

## Fewest Rush Yards

-48, at Baylor (11/18/06)  
 -22, vs. Idaho State (9/12/09)  
 -7, at Texas Tech (11/17/01)  
 -7, vs. Texas (10/7/00)  
 -4, vs. Colorado (12/4/04)

## Fewest Pass Yards

13, vs. Arkansas (1/1/02)  
 16, at Kansas (10/19/13)  
 20, vs. Chattanooga (8/30/08)  
 25, at Baylor (11/4/00)  
 32, vs. Texas A&M (11/8/03)

## Fewest Completions

2, vs. Arkansas (1/1/02)  
 2, vs. Indiana State (9/11/99)  
 3, vs. Chattanooga (8/30/08)  
 3, vs. Colorado (10/21/06)  
 4, vs. Texas A&M (11/8/03)  
 4, vs. Iowa State (10/19/02)

## Fewest Total Yards

36, vs. Chattanooga (8/30/08)  
 44, vs. Idaho State (9/12/09)  
 46, vs. Colorado (12/4/04)  
 50, vs. Arkansas (1/1/02)  
 54, vs. Texas A&M (11/8/03)

## Fewest Points

**0, 15 times, MR: at Kansas State (10/17/15)**

## Most Sacks

9, vs. Arkansas (1/1/02)  
 9, at Nebraska (10/29/05)  
 8, vs. Texas (10/8/11)  
**7, 7 times, MR: vs. West Virginia (10/3/15)**

## Most Interceptions

5, at Texas Tech (11/22/03)  
 5, vs. Kansas (9/30/00)  
**4, vs. Texas Tech (10/24/15)**  
 4, vs. Texas (10/6/01)  
**3, 27 times, MR: vs. TCU (11/21/15)**

## Most Turnovers Forced

7, vs. Kansas (9/30/00)  
 7, vs. UTEP (9/2/00)  
 6, vs. Texas (10/11/03)  
**5, 10 times, MR: vs. West Virginia (10/3/15)**

**SCHEDULE & RESULTS** (OVERALL: 11-1 | BIG 12: 8-1 | HOME: 6-0 | AWAY: 5-0 | NEUTRAL: 0-1)

Date	CFP/AP/C	Opponent (Rank)	TV	Site	Time/Result	Attend.	Top Passer	Top Rusher	Top Receiver	Top Tackler
Sept. 5	(NA/19/19)	Akron	PPV	Norman	W, 41-3	85,370	B. Mayfield (23-33-383-0, 3 TD)	S. Perine (11-33-1)	J. Baxter (5-51-0)	D. Alexander (11)
Sept. 12	(NA/19/17)	at Tennessee (NA/23/23)	ESPN	Knoxville, Tenn.	W, 31-24 (2OT)	102,455	B. Mayfield (19-39-187-2, 3 TD)	S. Perine (23-78-0)	S. Shepard (7-74-2)	A. Thomas (11)
Sept. 19	(NA/16/17)	Tulsa	FS1	Norman	W, 52-38	85,657	B. Mayfield (32-38-487-0, 4 TD)	S. Perine (22-152-1)	S. Shepard (8-144-0)	H. Byrd (15)
Oct. 3	(NA/15/14)	West Virginia (NA/23/21)	FS1	Norman	W, 44-24	84,384	B. Mayfield (14-25-320-1, 3 TD)	S. Perine (16-65-0)	D. Westbrook (5-107-0)	E. Striker (12)
Oct. 10	(NA/10/9)	vs. Texas	ABC	Dallas, Texas	L, 17-24	91,546	B. Mayfield (20-28-211-0, 1 TD)	S. Perine (10-36-1)	S. Shepard (6-95-0)	J. Evans (11)
Oct. 17	(NA/19/19)	at Kansas State	ABC	Manhattan, Kan.	W, 55-0	52,867	B. Mayfield (20-27-282-1, 5 TD)	J. Mixon (15-73-1)	D. Westbrook (5-85-1)	Three Players (4)
Oct. 24	(NA/17/15)	Texas Tech	ABC	Norman	W, 63-27	85,312	B. Mayfield (15-22-212-1, 2 TD)	S. Perine (23-201-4)	D. Neal (5-44-1)	F. Shannon (13)
Oct. 31	(NA/14/13)	at Kansas	FS1	Lawrence, Kan.	W, 62-7	26,677	B. Mayfield (27-32-383-0, 4 TD)	A. Ross (14-103-0)	S. Shepard (11-183-1)	Alexander (11)
Nov. 7	(15/14/13)	Iowa State	ESPNU	Norman	W, 52-16	85,595	B. Mayfield (23-31-342-0, 3 TD)	S. Perine (13-95-1)	D. Neal (10-75-0)	A. Thomas (10)
Nov. 14	(12/12/11)	at Baylor (6/4/3)	ABC	Waco, Texas	W, 44-34	49,875	B. Mayfield (24-34-270-1, 3 TD)	S. Perine (28-166-2)	S. Shepard (14-177-2)	J. Evans (9)
Nov. 21	(7/7/7)	TCU (18/11/11)	ABC	Norman	W, 30-29	85,821	B. Mayfield (9-20-127-0, 2 TD)	S. Perine (26-188-1)	S. Shepard (8-111-1)	E. Striker (9)
Nov. 28	(3/5/5)	at Okla. State (11/9/10)	ABC	Stillwater, Okla.	W, 58-23	58,231	B. Mayfield (17-25-180-0, 2 TD)	J. Mixon (14-136-2)	S. Shepard (10-87-1)	J. Evans (9)

**TEAM STATISTICS**

	OU	OPP
<b>SCORING</b>	549	249
Points Per Game	45.8	20.8
<b>FIRST DOWNS</b>	328	235
Rushing	137	101
Passing	164	109
Penalty	27	25
<b>RUSHING YARDAGE</b>	2820	1790
Yards gained rushing	3126	2135
Yards lost rushing	306	345
Rushing Attempts	541	494
Average Per Rush	5.2	3.6
Average Per Game	235.0	149.2
TDs Rushing	31	12
<b>PASSING YARDAGE</b>	3695	2418
Comp-Att-Int	266-396-7	213-405-19
Average Per Pass	9.3	6.0
Average Per Catch	13.9	11.4
Average Per Game	307.9	201.5
TDs Passing	37	18
<b>TOTAL OFFENSE</b>	6515	4208
Total Plays	937	899
Average Per Play	7.0	4.7
Average Per Game	542.9	350.7
<b>KICK RETURNS: #-YARDS</b>	29-611	48-1038
<b>PUNT RETURNS: #-YARDS</b>	22-165	10-7
<b>INT RETURNS: #-YARDS</b>	19-317	7-60
<b>KICK RETURN AVERAGE</b>	21.1	21.6
<b>PUNT RETURN AVERAGE</b>	7.5	0.7
<b>INT RETURN AVERAGE</b>	16.7	8.6
<b>FUMBLES-LOST</b>	15-9	10-7
<b>PENALTIES-YARDS</b>	75-735	72-641
Average Per Game	61.2	53.4
<b>PUNTS-YARDS</b>	51-2162	88-3777
Average Per Punt	42.4	42.9
Net punt average	41.5	40.4
<b>KICKOFFS-YARDS</b>	98-6214	52-3147
Average Per Kick	63.4	60.5
Net kick average	50.6	40.1
<b>TIME OF POSSESSION/Game</b>	31:11	28:49
<b>3RD-DOWN Conversions</b>	74/168	84/211
3rd-Down Pct	44%	40%
<b>4TH-DOWN Conversions</b>	9/16	5/12
4th-Down Pct	56%	42%
<b>SACKS BY-YARDS</b>	38-235	36-175
<b>MISC YARDS</b>	35	0
<b>TOUCHDOWNS SCORED</b>	71	30
<b>FIELD GOALS-ATTEMPTS</b>	18-23	14-18
<b>ON-SIDE KICKS</b>	0-0	1-2
<b>RED-ZONE SCORES</b>	(58-65) 89%	(29-37) 78%
<b>RED-ZONE TOUCHDOWNS</b>	(44-65) 68%	(20-37) 54%
<b>PAT-ATTEMPTS</b>	(69-71) 97%	(27-27) 100%
<b>ATTENDANCE</b>	512139	290105
Games/Avg Per Game	6/85356	5/58021
Neutral Site Games		1/91546

**SCORE BY QUARTERS**

	1st	2nd	3rd	4th	OT	TOTAL
Oklahoma	125	162	148	100	14	549
Opponents	56	82	60	44	7	249

**RUSHING**

Name	G	Att	Gain	Loss	Net	Avg	TD	Long	Avg/G
Perine, Samaje	12	211	1314	23	1291	6.1	15	72	107.6
Mixon, Joe	12	110	772	23	749	6.8	7	66	62.4
Mayfield, Baker	12	131	607	187	420	3.2	7	39	35.0
Ross, Alex	12	30	176	3	173	5.8	1	54	14.4
Brooks, Daniel	10	28	157	7	150	5.4	0	22	15.0
Knight, Trevor	6	16	84	15	69	4.3	1	17	11.5
Anderson, Rodney	2	1	5	0	5	5.0	0	5	2.5
Westbrook, Dede	12	4	11	12	-1	-0.2	0	11	-0.1
team	9	10	0	36	-36	-3.6	0	0	-4.0
<b>Total</b>	<b>12</b>	<b>541</b>	<b>3126</b>	<b>306</b>	<b>2820</b>	<b>5.2</b>	<b>31</b>	<b>72</b>	<b>235.0</b>
<b>Opponents</b>	<b>12</b>	<b>494</b>	<b>2135</b>	<b>345</b>	<b>1790</b>	<b>3.6</b>	<b>12</b>	<b>81</b>	<b>149.2</b>

**PASSING**

Name	G	Effic	Comp-Att-Int	Pct	Yds	TD	Long	Avg/G
Mayfield, Baker	12	178.86	243-354-5	68.6	3389	35	76	282.4
Knight, Trevor	6	125.55	22-40-2	55.0	305	2	55	50.8
Thomas, Cody	2	108.40	1-1-0	100.0	1	0	1	0.5
<b>Total</b>	<b>12</b>	<b>172.85</b>	<b>266-396-7</b>	<b>67.2</b>	<b>3695</b>	<b>37</b>	<b>76</b>	<b>307.9</b>
<b>Opponents</b>	<b>12</b>	<b>108.03</b>	<b>213-405-19</b>	<b>52.6</b>	<b>2418</b>	<b>18</b>	<b>86</b>	<b>201.5</b>

**RECEIVING**

Name	G	No.	Yds	Avg	TD	Long	Avg/G
Shepard, Sterling	12	79	1201	15.2	11	74	100.1
Westbrook, Dede	12	42	674	16.0	4	42	56.2
Neal, Durrion	12	42	527	12.5	3	71	43.9
Mixon, Joe	12	25	345	13.8	4	76	28.8
Andrews, Mark	12	17	286	16.8	6	61	23.8
Baxter, Jarvis	12	17	182	10.7	1	29	15.2
Perine, Samaje	12	13	84	6.5	1	16	7.0
Flowers, Dimitri	12	8	130	16.2	4	75	10.8
Quick, Michiah	11	8	101	12.6	0	34	9.2
Mead, Jeffery	10	4	47	11.8	1	20	4.7
Bothun, Grant	12	3	34	11.3	0	15	2.8
Brooks, Daniel	10	2	40	20.0	0	34	4.0
Miller, A.D.	6	2	16	8.0	0	12	2.7
Knight, Connor	11	1	17	17.0	1	17	1.5
Todd, Dallis	6	1	9	9.0	0	9	1.5
Grant, Sam	9	1	1	1.0	1	1	0.1
Ross, Alex	12	1	1	1.0	0	1	0.1
<b>Total</b>	<b>12</b>	<b>266</b>	<b>3695</b>	<b>13.9</b>	<b>37</b>	<b>76</b>	<b>307.9</b>
<b>Opponents</b>	<b>12</b>	<b>213</b>	<b>2418</b>	<b>11.4</b>	<b>18</b>	<b>86</b>	<b>201.5</b>



**PUNT RETURNS**

Name	No.	Yds	Avg	TD	Long
Shepard, Sterling	19	148	7.8	0	27
Baxter, Jarvis	1	10	10.0	0	10
Mixon, Joe	1	0	0.0	0	0
Quick, Michiah	1	7	7.0	0	7
<b>Total</b>	<b>22</b>	<b>165</b>	<b>7.5</b>	<b>0</b>	<b>27</b>
<b>Opponents</b>	<b>10</b>	<b>7</b>	<b>0.7</b>	<b>0</b>	<b>6</b>

**KICK RETURNS**

Name	No.	Yds	Avg	TD	Long
Ross, Alex	26	548	21.1	0	90
Neal, Durrone	2	53	26.5	0	39
Mixon, Joe	1	10	10.0	0	10
<b>Total</b>	<b>29</b>	<b>611</b>	<b>21.1</b>	<b>0</b>	<b>90</b>
<b>Opponents</b>	<b>48</b>	<b>1038</b>	<b>21.6</b>	<b>0</b>	<b>58</b>

**INTERCEPTIONS**

Name	No.	Yds	Avg	TD	Long
Sanchez, Zack	6	60	10.0	1	38
Thomas, Jordan	5	153	30.6	1	38
Thomas, Ahmad	3	33	11.0	0	33
Austin, Dakota	2	38	19.0	0	38
Striker, Eric	1	33	33.0	0	33
Alexander, Dominique	1	0	0.0	0	0
Shannon, Frank	1	0	0.0	0	0
<b>Total</b>	<b>19</b>	<b>317</b>	<b>16.7</b>	<b>2</b>	<b>38</b>
<b>Opponents</b>	<b>7</b>	<b>60</b>	<b>8.6</b>	<b>0</b>	<b>45</b>

**FUMBLE RETURNS**

Name	No.	Yds	Avg	TD	Long
Ward, DJ	1	8	8.0	0	8
Tapper, Charles	1	1	1.0	0	1
Evans, Jordan	1	41	41.0	1	41
<b>Total</b>	<b>3</b>	<b>50</b>	<b>16.7</b>	<b>1</b>	<b>41</b>
<b>Opponents</b>	<b>2</b>	<b>63</b>	<b>31.5</b>	<b>0</b>	<b>50</b>

**FIELD GOALS BY PLAYER**

Name	FGM-FGA	Pct	01-19	20-29	30-39	40-49	50-99	Lg	Blk
Austin Seibert	17-22	77.3	1-1	4-4	7-11	5-6	0-0	46	0
Nick Hodgson	1-1	100.0	0-0	0-0	1-1	0-0	0-0	32	0

**FIELD GOALS SEQUENCE**

	Oklahoma	Opponents
Akron	(35),(41)	21,(26)
Tennessee	(35)	(19),48
Tulsa	(20)	(23),32
West Virginia	(40),(25),(44)	(23)
Texas	(21)	(27)
Kansas State	(20),(19)	32
Texas Tech	32	(34),(28)
Kansas	31,(46),(32)	-
Iowa State	39,(37)	(43),(45),(51)
Baylor	(33)	-
TCU	(35),(32),(37),39	(43)
Oklahoma State	47, (40)	(43),(36),(21)

Numbers in parentheses indicate field goal was made.

**PUNTING**

Name	No.	Yds	Avg	Long	TB	FC	I20	Blkd
Seibert, Austin	51	2162	42.4	58	2	27	20	0
<b>Total</b>	<b>51</b>	<b>2162</b>	<b>42.4</b>	<b>58</b>	<b>2</b>	<b>27</b>	<b>20</b>	<b>0</b>
<b>Opponents</b>	<b>88</b>	<b>3777</b>	<b>42.9</b>	<b>73</b>	<b>3</b>	<b>33</b>	<b>25</b>	<b>0</b>

**KICKOFFS**

Name	No.	Yds	Avg	TB	OB	Ret	Net	YdLn
Hodgson, Nick	98	6214	63.4	50	0	—	—	—
<b>Total</b>	<b>98</b>	<b>6214</b>	<b>63.4</b>	<b>50</b>	<b>0</b>	<b>1038</b>	<b>40.1</b>	<b>24</b>
<b>Opponents</b>	<b>52</b>	<b>3147</b>	<b>60.5</b>	<b>18</b>	<b>4</b>	<b>611</b>	<b>40.1</b>	<b>24</b>

**SCORING**

Name	TD	FGs	PAT Kick	PAT Rush	PAT Rcv	PAT Pass	DXP	Saf	Points
Seibert, Austin	0	17-22	68-70	0-0	0	0-0	0	0	119
Perine, Samaje	16	0-0	0-0	0-0	0	0-0	0	0	96
Shepard, Sterling	11	0-0	0-0	0-0	0	0-0	0	0	66
Mixon, Joe	11	0-0	0-0	0-0	0	0-0	0	0	66
Mayfield, Baker	7	0-0	0-0	0-0	0	0-0	0	0	42
Andrews, Mark	6	0-0	0-0	0-0	0	0-0	0	0	36
Flowers, Dimitri	4	0-0	0-0	0-0	0	0-0	0	0	24
Westbrook, Dede	4	0-0	0-0	0-0	0	0-0	0	0	24
Neal, Durrone	3	0-0	0-0	0-0	0	0-0	0	0	18
Evans, Jordan	1	0-0	0-0	0-0	0	0-0	0	0	6
Knight, Trevor	1	0-0	0-0	0-0	0	0-0	0	0	6
Mead, Jeffery	1	0-0	0-0	0-0	0	0-0	0	0	6
Baxter, Jarvis	1	0-0	0-0	0-0	0	0-0	0	0	6
Grant, Sam	1	0-0	0-0	0-0	0	0-0	0	0	6
Ross, Alex	1	0-0	0-0	0-0	0	0-0	0	0	6
Thomas, Jordan	1	0-0	0-0	0-0	0	0-0	0	0	6
Sanchez, Zack	1	0-0	0-0	0-0	0	0-0	0	0	6
Knight, Connor	1	0-0	0-0	0-0	0	0-0	0	0	6
Hodgson, Nick	0	1-1	1-1	0-0	0	0-0	0	0	4
<b>Total</b>	<b>71</b>	<b>18-23</b>	<b>69-71</b>	<b>0-0</b>	<b>0</b>	<b>0-0</b>	<b>0</b>	<b>0</b>	<b>549</b>
<b>Opponents</b>	<b>30</b>	<b>14-18</b>	<b>27-27</b>	<b>0-1</b>	<b>0</b>	<b>0-2</b>	<b>0</b>	<b>0</b>	<b>249</b>

**ALL-PURPOSE YARDS**

Name	G	Rush	Rec	PR	KOR	IR	Tot	Avg/G
Perine, Samaje	12	1291	84	0	0	0	1375	114.6
Shepard, Sterling	12	0	1201	148	0	0	1349	112.4
Mixon, Joe	12	749	345	0	10	0	1104	92.0
Ross, Alex	12	173	1	0	548	0	722	60.2
Westbrook, Dede	12	-1	674	0	0	0	673	56.1
Neal, Durrone	12	0	527	0	53	0	580	48.3
Mayfield, Baker	12	420	0	0	0	0	420	35.0
Andrews, Mark	12	0	286	0	0	0	286	23.8
Baxter, Jarvis	12	0	182	10	0	0	192	16.0
Brooks, Daniel	10	150	40	0	0	0	190	19.0
Thomas, Jordan	11	0	0	0	0	153	153	13.9
Flowers, Dimitri	12	0	130	0	0	0	130	10.8
Quick, Michiah	11	0	101	7	0	0	108	9.8
Knight, Trevor	6	69	0	0	0	0	69	11.5
Sanchez, Zack	10	0	0	0	0	60	60	6.0
Mead, Jeffery	10	0	47	0	0	0	47	4.7
Austin, Dakota	10	0	0	0	0	38	38	3.8
Bothun, Grant	12	0	34	0	0	0	34	2.8
Thomas, Ahmad	12	0	0	0	0	33	33	2.8
Striker, Eric	12	0	0	0	0	33	33	2.8
Knight, Connor	11	0	17	0	0	0	17	1.5
Miller, A.D.	6	0	16	0	0	0	16	2.7
Todd, Dallis	6	0	9	0	0	0	9	1.5
Anderson, Rodney	2	5	0	0	0	0	5	2.5
Grant, Sam	9	0	1	0	0	0	1	0.1
team	9	-36	0	0	0	0	-36	-4.0
<b>Total</b>	<b>12</b>	<b>2820</b>	<b>3695</b>	<b>165</b>	<b>611</b>	<b>317</b>	<b>7608</b>	<b>634.0</b>
<b>Opponents</b>	<b>12</b>	<b>1790</b>	<b>2418</b>	<b>7</b>	<b>1038</b>	<b>60</b>	<b>5313</b>	<b>442.8</b>

**TOTAL OFFENSE**

Name	G	Plays	Rush	Pass	Total	Avg/G
Mayfield, Baker	12	485	420	3389	3809	317.4
Perine, Samaje	12	211	1291	0	1291	107.6
Mixon, Joe	12	110	749	0	749	62.4
Knight, Trevor	6	56	69	305	374	62.3
Ross, Alex	12	30	173	0	173	14.4
Brooks, Daniel	10	28	150	0	150	15.0
Anderson, Rodney	2	1	5	0	5	2.5
Thomas, Cody	2	1	0	1	1	0.5
Westbrook, Dede	12	4	-1	0	-1	-0.1
team	9	11	-36	0	-36	-4.0
<b>Total</b>	<b>12</b>	<b>937</b>	<b>2820</b>	<b>3695</b>	<b>6515</b>	<b>542.9</b>
<b>Opponents</b>	<b>12</b>	<b>899</b>	<b>1790</b>	<b>2418</b>	<b>4208</b>	<b>350.7</b>

**DEFENSIVE STATISTICS**

No.	Name	GP	Solo	Ast	Total	TFL/Yds	Sacks-Yards	Int-Yds	BrUp	QBH	Rcv-Yds	FF	Kick	Saf
1	Alexander, Dominique	12	50	41	91	7.0-14	1.5-5	1-0	2	.	.	.	.	.
26	Evans, Jordan	10	46	33	79	5.0-24	1.0-13	.	4	.	1-41	1	.	.
13	Thomas, Ahmad	12	44	24	68	1.5-5	1.5-5	3-33	2	.	.	.	.	.
19	Striker, Eric	12	36	25	61	16.0-71	7.5-53	1-33	3	11	1-0	1	.	.
10	Parker, Steven	12	37	18	55	4.0-18	1.5-12	.	4	1	1-0	.	.	.
91	Tapper, Charles	12	27	18	45	10.0-53	7.0-38	.	2	2	1-1	4	.	.
15	Sanchez, Zack	10	35	9	44	3.5-7	0.5-4	6-60	7	1	.	.	.	.
7	Thomas, Jordan	11	32	12	44	.	.	5-153	4	.	.	.	.	.
23	Bond, Devante	8	24	13	37	6.0-26	2.0-18	.	1	2	1-0	1	1	.
97	Walker, Charles	12	25	11	36	10.0-48	6.0-33	.	1	3	.	1	.	.
20	Shannon, Frank	11	23	13	36	.	.	1-0	.	.	.	.	.	.
94	Dimon, Matt	12	16	16	32	7.0-25	2.5-15	.	.	.	.	1	.	.
4	Byrd, Hatari	12	14	15	29	.	.	.	.	.	.	.	.	.
27	Austin, Dakota	10	23	2	25	1.0-5	.	2-38	3	.	.	.	.	.
92	Romar, Matthew	11	14	9	23	1.5-9	1.0-8	.	.	.	.	.	.	.
93	Wade, Jordan	12	11	7	18	2.0-3	1.0-2	.	1	.	1-0	.	.	.
40	Lindley, P.L.	12	8	6	14	3.0-8	0.5-4	.	1	3	.	.	.	.
12	Johnson, Will	10	11	3	14	3.0-14	.	.	1	1	.	.	.	.
87	Ward, DJ	12	8	2	10	1.0-5	1.0-5	.	.	1	1-8	.	.	.
14	Green, Marcus	8	7	2	9	.	.	.	.	.	.	.	.	.
31	Okoronkwo, Ogbonnia	9	5	4	9	2.0-12	2.0-12	.	.	.	.	.	.	.
9	Evans, Tay	9	5	3	8	.	.	.	.	.	.	.	.	.
42	Hunter, Ruben	12	5	3	8	.	.	.	.	.	.	.	.	.
8	Haughton, K.	11	3	4	7	0.5-4	0.5-4	.	.	.	.	.	.	.
2	Mbanasor, P.J.	9	5	2	7	.	.	.	1	.	.	.	.	.
98	Overton, M.	7	4	1	5	1.0-4	1.0-4	.	.	.	.	.	.	.
34	Brooks, Daniel	10	2	2	4	.	.	.	.	.	.	.	.	.
17	Smallwood, Jordan	6	2	1	3	.	.	.	.	.	.	.	.	.
39	Hodgson, Nick	12	3	.	3	.	.	.	.	.	.	.	.	.
16	Quick, Michiah	11	3	.	3	.	.	.	.	.	.	.	.	.
21	Sunderland, Will	8	2	1	3	.	.	.	.	.	.	.	.	.
42	Horky, Wesley	12	.	3	3	.	.	.	.	.	.	.	.	.
99	Orso-Bacchus, Dwayne	6	1	1	2	.	.	.	.	.	.	.	.	.
29	McKinney, Prentice	5	1	1	2	.	.	.	1	.	.	.	.	.
24	Anderson, Rodney	2	2	.	2	.	.	.	.	.	.	.	.	.
6	Taylor, Stanvon	4	.	2	2	.	.	.	.	.	.	.	.	.
6	Mayfield, Baker	12	2	.	2	.	.	.	.	.	.	.	.	.
5	Neal, Durrton	12	1	.	1	.	.	.	.	.	.	.	.	.
75	Samia, Dru	11	1	.	1	.	.	.	.	.	.	.	.	.
28	Ross, Alex	12	1	.	1	.	.	.	.	.	.	.	.	.
36	Flowers, Dimitri	12	.	1	1	.	.	.	.	.	.	.	.	.
<b>Total</b>		<b>12</b>	<b>539</b>	<b>308</b>	<b>847</b>	<b>85-355</b>	<b>38-235</b>	<b>19-317</b>	<b>38</b>	<b>25</b>	<b>7-50</b>	<b>9</b>	<b>1</b>	<b>.</b>
<b>Opponents</b>		<b>12</b>	<b>580</b>	<b>378</b>	<b>958</b>	<b>80.0-273</b>	<b>36-175</b>	<b>7-60</b>	<b>26</b>	<b>21</b>	<b>9-63</b>	<b>11</b>	<b>1</b>	<b>.</b>

**OKLAHOMA GIVEAWAYS/TAKEAWAYS**

Game	Giveaway			Takeaway			Dif.
	Fum	Int	Tot	Fum	Int	Tot	
AKRON	1	1	2	1	0	1	-1
at Tennessee	0	2	2	0	1	1	-1
TULSA	2	0	2	0	0	0	-2
W. VIRGINIA	1	1	2	2	3	5	+3
vs. Texas	1	0	1	0	0	0	-1
at K-State	0	0	0	0	3	3	+3
TEXAS TECH	1	1	2	0	4	4	+2
at Kansas	2	0	2	2	0	2	0
IOWA STATE	1	0	1	0	1	1	0
at Baylor	0	1	1	1	2	3	+2
TCU	0	1	1	1	3	4	+3
at Okla. State	0	0	0	0	2	0	+2

**FUMBLES**

Name	No. - Lost
Perine, Samaje	2-2
Ross, Alex	2-2
Shepard, Sterling	2-2
Westbrook, Dede	2-1
Baxter, Jarvis	1-1
Mixon, Joe	1-1
Mayfield, Baker	4-0
Knight, Trevor	1-0

**OPENING DRIVES – OFFENSE**

Game	1st Half	2nd Half
AKRON	Punt	Touchdown
at Tennessee	Interception	Punt
TULSA	Made FG	Punt
WEST VIRGINIA	Punt	Punt
vs. Texas	Punt	Touchdown
at K-State	Touchdown	Made FG
TEXAS TECH	Punt	Touchdown
at Kansas	Missed FG	Touchdown
IOWA STATE	Touchdown	Made FG
at Baylor	Punt	Touchdown
TCU	Punt	Loss of Downs
at Oklahoma State	Missed FG	Punt

**OPENING DRIVES – DEFENSE**

Game	1st Half	2nd Half
AKRON	Punt	Punt
at Tennessee	Made FG	Missed FG
TULSA	Punt	Punt
WEST VIRGINIA	Punt	Touchdown
vs. Texas	Punt	Made FG
at K-State	Punt	Interception - TD
TEXAS TECH	Punt	Made FG
at Kansas	Punt	Punt
IOWA STATE	Made FG	Punt
at Baylor	Touchdown	Touchdown
TCU	Punt	Touchdown
at Oklahoma State	Punt	Made FG

**OU ON COIN FLIPS**

Game	Result	Score
AKRON	Won (Received)	W, 41-3
at Tennessee	Lost (Received)	W, 31-24 (2OT)
TULSA	Lost (Kicked)	W, 52-38
WEST VIRGINIA	Lost (Kicked)	W, 44-24
vs. Texas	Lost (Received)	L, 17-24
at K-State	Lost (Received)	W, 55-0
TEXAS TECH	Won (Kicked)	W, 63-27
at Kansas	Won (Received)	W, 62-7
IOWA STATE	Won (Kicked)	W, 52-16
at Baylor	Won (Received)	W, 44-34
TCU	Won (Kicked)	W, 30-29
at Oklahoma State	Won (Kicked)	W, 58-23

TEAM TOTALS

	Score	1st Downs	Rushing No-Yds-TD	Passing (C-A-I-Yds-TD)	Total Offense (Play-Yds)	Punts No.-Avg.	Fumbles No.-Lost	Penalties No.-Yds	KO Ret. No.-Yds	Punt Ret. No.-Yds	Int. Ret. No.-Yds.	3rd-Down Convrnsn.	Time of Poss.
Akron	3	10	44-138-0	6-26-0-88-0	70-226	12-46.4	1-1	9-62	2-28	1-0	1-0	4-of-19	32:48
<b>Oklahoma</b>	<b>41</b>	<b>26</b>	<b>33-100-2</b>	<b>28-42-1-439-3</b>	<b>75-539</b>	<b>6-49.7</b>	<b>1-1</b>	<b>9-90</b>	<b>2-43</b>	<b>5-32</b>	<b>0-0</b>	<b>4-of-13</b>	<b>27:12</b>
Oklahoma	31	20	48-161-1	19-39-2-187-3	87-348	8-43.4	1-0	9-67	1-15	4-40	1-5	9-of-20	32:40
at Tennessee	24	19	45-129-2	13-31-1-125-1	76-254	9-50.0	2-0	10-80	3-74	2-3	2-5	6-of-18	27:20
Tulsa	38	31	40-176-1	34-51-0-427-4	91-603	7-39.6	0-0	8-60	4-76	0-0	0-0	9-of-19	27:37
<b>Oklahoma</b>	<b>52</b>	<b>38</b>	<b>47-286-3</b>	<b>32-38-0-487-4</b>	<b>85-773</b>	<b>2-44.0</b>	<b>2-2</b>	<b>8-85</b>	<b>6-91</b>	<b>1-18</b>	<b>0-0</b>	<b>6-of-11</b>	<b>32:23</b>
West Virginia	24	27	53-196-2	17-32-3-173-1	85-369	7-46.6	2-2	11-111	4-84	3-6	1-7	8-of-20	33:11
<b>Oklahoma</b>	<b>44</b>	<b>16</b>	<b>33-107-1</b>	<b>14-25-1-320-3</b>	<b>58-427</b>	<b>5-43.4</b>	<b>1-1</b>	<b>12-134</b>	<b>2-24</b>	<b>2-36</b>	<b>3-94</b>	<b>2-of-11</b>	<b>26:49</b>
Oklahoma	17	21	37-67-1	20-28-1-211-1	65-278	7-39.6	1-1	5-45	3-81	2-9	0-0	3-of-12	28:05
vs. Texas	24	20	58-313-1	9-12-0-55-1	70-368	6-41.7	0-0	5-67	2-63	0-0	0-0	9-of-16	31:55
<b>Oklahoma</b>	<b>55</b>	<b>30</b>	<b>52-232-1</b>	<b>25-32-0-336-5</b>	<b>84-568</b>	<b>2-38.0</b>	<b>1-0</b>	<b>3-24</b>	<b>0-0</b>	<b>0-0</b>	<b>3-62</b>	<b>9-of-15</b>	<b>34:22</b>
at Kansas State	0	7	31-65-0	5-22-3-45-0	53-110	8-40.0	0-0	1-5	3-39	1-0	0-0	3-of-14	25:38
Texas Tech	27	28	40-172-2	29-45-4-253-1	85-425	3-49.3	0-0	7-68	7-163	0-0	1-45	12 of 18	28:20
<b>Oklahoma</b>	<b>63</b>	<b>35</b>	<b>57-405-7</b>	<b>15-22-1-212-2</b>	<b>79-617</b>	<b>1-57.0</b>	<b>2-1</b>	<b>3-34</b>	<b>1-22</b>	<b>0-0</b>	<b>4-33</b>	<b>10 of 13</b>	<b>31:40</b>
Oklahoma	62	35	41-265-3	33-41-0-445-5	82-710	—	2-2	4-40	1-27	4-23	0-0	6 of 10	33:39
at Kansas	7	15	36-35-0	20-34-0-181-1	70-216	9-42.0	2-2	6-81	3-62	0-0	0-0	7 of 17	26:21
Iowa State	16	22	38-114-0	26-51-1-260-1	89-374	7-36.3	0-0	5-23	5-89	1-0	0-0	6 of 21	33:32
<b>Oklahoma</b>	<b>52</b>	<b>28</b>	<b>39-279-3</b>	<b>25-33-0-405-4</b>	<b>72-684</b>	<b>3-39.3</b>	<b>2-1</b>	<b>2-10</b>	<b>4-65</b>	<b>2-6</b>	<b>1-38</b>	<b>4 of 10</b>	<b>26:28</b>
Oklahoma	44	28	53-24-3	24-34-1-270-3	87-511	5-41.8	2-0	8-83	2-44	0-0	2-17	9 of 17	34:54
at Baylor	34	18	44-159-3	16-27-2-257-2	71-416	6-40.0	1-1	6-66	4-111	2-(-2)	1-3	8 of 15	25:06
TCU	29	16	36-161-1	13-29-3-229-3	65-390	9-43.0	1-1	2-19	4-86	0-0	1-0	6 of 17	23:23
<b>Oklahoma</b>	<b>30</b>	<b>28</b>	<b>59-333-1</b>	<b>14-37-1-203-2</b>	<b>95-536</b>	<b>9-37.7</b>	<b>0-0</b>	<b>8-90</b>	<b>2-29</b>	<b>1-(-1)</b>	<b>3-0</b>	<b>4 of 20</b>	<b>36:37</b>
Oklahoma	58	23	42-344-5	17-25-0-180-2	67-524	3-45.3	0-0	4-33	5-170	1-2	2-68	8 of 14	29:27
at Oklahoma State	23	22	29-132-0	25-45-2-325-2	74-457	5-38.0	1-0	2-10	7-163	0-0	0-0	6 of 16	30:33

STARTING LINEUPS

OFFENSE	LT	LG	C	RG	RT	WR	WR	QB	RB	WR	WR/RB/HB
AKRON	Brown	Alvarez	Darlington	Kasitati	Samia	Neal	Shepard	Mayfield	Perine	Westbrook	Baxter (WR)
at Tennessee	Brown	Alvarez	Darlington	Kasitati	St. John	Neal	Shepard	Mayfield	Perine	Westbrook	Mixon (RB)
TULSA	Brown	Farniok	Alvarez	Kasitati	St. John	Neal	Shepard	Mayfield	Perine	Westbrook	Flowers (HB)
WEST VIRGINIA	Brown	Farniok	Darlington	Kasitati	St. John	Neal	Shepard	Mayfield	Perine	Westbrook	Flowers (HB)
vs. Texas	Brown	Farniok	Darlington	Kasitati	St. John	Miller	Shepard	Mayfield	Perine	Westbrook	Flowers (HB)
at Kansas State	Brown	Alvarez	Darlington	Kasitati	Samia	Neal	Shepard	Mayfield	Perine	Westbrook	Baxter (WR)
TEXAS TECH	Brown	Alvarez	Darlington	Kasitati	Samia	Neal	Shepard	Mayfield	Perine	Westbrook	Mixon (RB)
at Kansas	Brown	Alvarez	Darlington	Kasitati	Samia	Neal	Shepard	Mayfield	Perine	Westbrook	Baxter (WR)
IOWA STATE	Brown	Farniok	Darlington	Kasitati	Samia	Neal	Shepard	Mayfield	Perine	Westbrook	Flowers (HB)
at Baylor	Brown	Alvarez	Darlington	Kasitati	Samia	Andrews	Shepard	Mayfield	Perine	Westbrook	Baxter (WR)
TCU	Brown	Alvarez	Darlington	Kasitati	Samia	Neal	Shepard	Mayfield	Perine	Westbrook	Mixon (RB)
at Oklahoma State	Brown	Alvarez	Darlington	Kasitati	Samia	Neal	Shepard	Mayfield	Perine	Westbrook	Baxter (WR)

DEFENSE	OLB	DT	DT	DE	ILB	ILB	CB	FS	SS	NB/OLB	CB
AKRON	Striker	Romar	Dimon	Tapper	J. Evans	Alexander	Sanchez	Byrd	A. Thomas	Parker (NB)	Mbanasor
at Tennessee	Striker	Romar	Dimon	Tapper	J. Evans	Alexander	Sanchez	Parker	A. Thomas	Bond (OLB)	J. Thomas
TULSA	Striker	Romar	Dimon	Tapper	J. Evans	Alexander	Sanchez	Byrd	A. Thomas	Parker (NB)	Mbanasor
WEST VIRGINIA	Striker	Romar	Dimon	Tapper	J. Evans	Alexander	Sanchez	Parker	A. Thomas	Bond (OLB)	J. Thomas
vs. Texas	Striker	Romar	Dimon	Tapper	J. Evans	Alexander	Sanchez	Parker	A. Thomas	Lindley (OLB)	J. Thomas
at Kansas State	Striker	Wade	Dimon	Tapper	J. Evans	Alexander	Sanchez	A. Thomas	Parker	Lindley (OLB)	J. Thomas
TEXAS TECH	Striker	Romar	Dimon	Tapper	Shannon	Alexander	Sanchez	A. Thomas	Parker	Johnson (NB)	J. Thomas
at Kansas	Striker	Romar	Dimon	Tapper	Shannon	Alexander	Austin	A. Thomas	Parker	Lindley (OLB)	J. Thomas
IOWA STATE	Striker	Romar	Dimon	Tapper	J. Evans	Alexander	Austin	A. Thomas	Parker	Bond (OLB)	J. Thomas
at Baylor	Striker	Romar	Dimon	Tapper	J. Evans	Alexander	Sanchez	A. Thomas	Parker	Johnson (NB)	J. Thomas
TCU	Striker	Romar	Dimon	Tapper	Shannon	Alexander	Sanchez	A. Thomas	Parker	Johnson (NB)	J. Thomas
at Oklahoma State	Striker	Romar	Dimon	Tapper	J. Evans	Alexander	Sanchez	A. Thomas	Parker	Bond (OLB)	J. Thomas

**3RD-DOWN CONVERSIONS**

Date	Opponent	Score	Overall		1st Qtr		2nd Qtr		3rd Qtr		4th Qtr		OT	
Sept. 5	Akron	W, 41-3	4-13	30.8%	0-5	0.0%	2-3	66.7%	0-1	0.0%	2-4	50.0%	—	—
Sept. 12	at Tennessee	W, 31-24 (2OT)	9-20	45.0%	0-3	0.0%	1-5	20.0%	1-4	25.0%	6-6	100.0%	1-2	50.0%
Sept. 19	Tulsa	W, 52-38	6-11	54.5%	2-3	66.7%	0-1	0.0%	1-2	50.0%	3-5	60.0%	—	—
Oct. 3	West Virginia	W, 44-24	2-11	18.2%	0-3	0.0%	2-3	66.7%	0-3	0.0%	0-2	0.0%	—	—
Oct. 10	vs. Texas	L, 17-24	3-12	25.0%	1-4	25.0%	0-3	0.0%	1-2	50.0%	1-3	33.3%	—	—
Oct. 17	at Kansas State	W, 55-0	9-15	60.0%	1-3	33.3%	1-2	50.0%	3-5	60.0%	4-5	80.0%	—	—
Oct. 24	Texas Tech	W, 63-27	10-13	76.9%	1-2	50.0%	3-5	60.0%	2-2	100.0%	4-4	100.0%	—	—
Oct. 31	at Kansas	W, 62-7	6-10	60.0%	1-2	50.0%	2-4	50.0%	2-3	66.7%	1-1	100.0%	—	—
Nov. 7	Iowa State	W, 52-16	4-10	40.0%	2-4	50.0%	1-4	25.0%	1-2	50.0%	0-0	—	—	—
Nov. 14	at Baylor	W, 44-34	9-17	52.9%	3-5	60.0%	1-2	50.0%	2-4	50.0%	3-6	50.0%	—	—
Nov. 21	TCU	W, 30-29	4-20	20.0%	1-4	25.0%	1-5	20.0%	1-6	16.7%	1-5	20.0%	—	—
Nov. 28	at Oklahoma State	W, 58-23	8-14	57.1%	0-2	0.0%	4-5	80.0%	1-3	33.3%	3-4	75.0%	—	—

**4TH-DOWN CONVERSIONS**

Date	Opponent	Score	Overall		1st Qtr		2nd Qtr		3rd Qtr		4th Qtr		OT	
Sept. 5	Akron	W, 41-3	1-1	100.0%	0-0	—	0-0	—	1-1	100.0%	0-0	—	—	—
Sept. 12	at Tennessee	W, 31-24 (2OT)	1-2	50.0%	0-0	—	0-1	0.0%	0-0	—	0-0	—	—	—
Sept. 19	Tulsa	W, 52-38	1-2	50.0%	0-0	—	0-1	0.0%	0-0	—	1-1	100.0%	—	—
Oct. 3	West Virginia	W, 44-24	0-1	0.0%	0-0	—	0-0	—	0-0	—	0-1	0.0%	—	—
Oct. 10	vs. Texas	L, 17-24	1-1	100.0%	0-0	—	0-0	—	0-0	—	1-1	100.0%	—	—
Oct. 17	at Kansas State	W, 55-0	1-2	50.0%	0-0	—	1-1	100.0%	0-0	—	0-1	0.0%	—	—
Oct. 24	Texas Tech	W, 63-27	1-1	100.0%	0-0	—	1-1	100.0%	0-0	—	0-1	0.0%	—	—
Oct. 31	at Kansas	W, 62-7	1-1	100.0%	0-0	—	1-1	100.0%	0-0	—	0-1	0.0%	—	—
Nov. 7	Iowa State	W, 52-16	0-1	0.0%	0-1	0.0%	0-0	—	0-0	—	0-0	—	—	—
Nov. 14	at Baylor	W, 44-34	0-1	0.0%	0-0	—	0-0	—	0-1	0.0%	0-0	—	—	—
Nov. 21	TCU	W, 30-29	1-2	50.0%	0-0	—	1-1	100.0%	0-1	0.0%	0-0	—	—	—
Nov. 28	at Oklahoma State	W, 58-23	1-1	100.0%	0-0	—	0-0	—	1-1	100.0%	0-0	—	—	—

**TIME OF POSSESSION**

Date	Opponent	Score	Overall	1st Qtr	2nd Qtr	3rd Qtr	4th Qtr
Sept. 5	Akron	W, 41-3	27:12	7:02	6:51	6:23	6:56
Sept. 12	at Tennessee	W, 31-24 (2OT)	32:40	6:32	8:35	6:14	11:19
Sept. 19	Tulsa	W, 52-38	32:23	6:52	5:55	8:39	10:57
Oct. 3	West Virginia	W, 44-24	26:49	5:49	7:11	5:22	8:27
Oct. 10	vs. Texas	L, 17-24	28:05	5:21	8:51	5:29	8:24
Oct. 17	at Kansas State	W, 55-0	34:22	6:24	7:20	7:53	12:45
Oct. 24	Texas Tech	W, 63-27	31:40	6:04	9:26	6:45	9:25
Oct. 31	at Kansas	W, 62-7	33:39	8:12	9:49	7:13	8:25
Nov. 7	Iowa State	W, 52-16	26:28	5:34	7:56	6:40	6:18
Nov. 14	at Baylor	W, 44-34	34:54	7:56	7:47	7:04	12:07
Nov. 21	TCU	W, 30-29	36:37	7:25	11:38	9:35	7:59
Nov. 28	at Oklahoma State	W, 58-23	29:27	3:13	9:40	5:59	10:35



## OFFENSIVE GAME-BY-GAME

## PASSING

#6 Baker Mayfield	Att	Comp	INT	Pct	Yards	TD	Long	Sack	Yds	Effic
Akron	33	23	0	69.7	388	3	76	1	2	198.5
Tennessee	39	19	2	48.7	187	3	29	2	3	104.1
Tulsa	38	32	0	84.2	487	4	61	3	10	226.6
West Virginia	25	14	1	56.0	320	3	71	4	25	195.1
Texas	28	20	0	71.4	211	1	50	6	45	146.5
Kansas State	27	20	0	74.1	282	5	36	3	16	222.9
Texas Tech	22	15	1	68.2	212	2	33	1	3	170.0
Kansas	32	27	0	84.4	383	4	68	2	8	226.2
Iowa State	31	23	0	74.2	342	3	75	4	17	198.8
Baylor	34	24	1	70.6	270	3	39	3	19	160.5
TCU	20	9	0	45.0	127	2	36	3	11	131.3
Oklahoma State	25	17	0	68.0	180	2	26	2	4	154.9
<b>Totals</b>	<b>354</b>	<b>243</b>	<b>5</b>	<b>68.6</b>	<b>3389</b>	<b>35</b>	<b>76</b>	<b>34</b>	<b>163</b>	<b>178.9</b>

#9 Trevor Knight	Att	Comp	INT	Pct	Yards	TD	Long	Sack	Yds	Effic
Akron	9	5	1	55.6	51	0	19	0	0	80.9
Kansas State	4	4	0	100.0	53	0	34	0	0	211.3
Kansas	9	6	0	66.7	62	1	17	1	5	161.2
Iowa State	2	2	0	100.0	63	1	55	0	0	529.6
TCU	16	5	1	31.2	76	0	32	1	7	58.6
<b>TOTALS</b>	<b>40</b>	<b>22</b>	<b>2</b>	<b>55.0</b>	<b>305</b>	<b>2</b>	<b>55</b>	<b>2</b>	<b>12</b>	<b>125.5</b>

#14 Cody Thomas	Att	Comp	INT	Pct	Yards	TD	Long	Sack	Yds	Effic
Kansas State	1	1	0	100.0	1	0	1	0	0	108.4
<b>TOTALS</b>	<b>1</b>	<b>1</b>	<b>0</b>	<b>100.0</b>	<b>1</b>	<b>0</b>	<b>1</b>	<b>0</b>	<b>0</b>	<b>108.4</b>

## RUSHING

Player	No-Yds/TD	Akron	Tenn	Tulsa	WVU	Texas	KSU	TTU	KU	ISU	BAY	TCU	OSU
Perine, Samaje	211-1291/15	11-33/1	23-78/0	22-152/1	16-65/0	10-36/1	11-56/0	23-201/4	11-90/2	13-95/1	28-166/2	26-188/1	17-131/2
Mixon, Joe	110-749/7	5-27/0	10-38/0	6-28/0	6-43/1	6-24/0	15-73/1	16-154/2	6-44/0	8-88/1	7-7/0	11-87/0	14-136/2
Mayfield, Baker	131-420/7	6-8/1	14-46/1	13-85/2	11--/0	18--5/0	9-33/0	9-16/0	5-16/0	10-27/1	15-76/1	10-42/0	11-77/1
Ross, Alex	30-173/1	3-20/0	-	-	-	-	4-10/0	6-23/1	14-103/0	3-17/0	-	-	-
Brooks, Daniel	28-150/0	4-11/0	-	5-23/0	-	2-15/0	11-41/0	DNP	DNP	4-55/0	-	2-5/0	-
Knight, Trevor	16-69/1	1-6/0	DNP	DNP	DNP	DNP	2-19/0	2-13/0	5-12/1	-	DNP	6-19/0	DNP
Anderson, Rodney	1-5/0	1-5/0	-	DNP	DNP	DNP	DNP	DNP	DNP	DNP	DNP	DNP	DNP
Westbrook, Dede	4--1/0	1--8/0	1--1/0	-	-	1--3/0	-	-	-	-	-	1-11/0	-
team	10--36/0	1--2/0	DNP	1--2/0	DNP	-	DNP	1--2/0	-	1--3/0	3--8/0	3--19/0	-

## RECEIVING

Player	No-Yds/TD	Akron	Tenn	Tulsa	WVU	Texas	KSU	TTU	KU	ISU	BAY	TCU	OSU
Shepard, Sterling	79-1201/11	3-68/0	7-74/2	8-144/0	2-35/1	6-95/0	4-83/2	2-50/0	11-183/1	4-94/1	14-177/2	8-111/1	10-87/1
Westbrook, Dede	42-674/4	3-40/1	4-54/0	5-81/0	5-107/0	4-25/0	5-85/1	3-58/0	6-83/0	3-60/1	2-19/0	1-36/1	1-26/0
Neal, Durrone	42-527/3	4-65/0	2-34/0	6-74/0	2-87/1	2-26/0	4-55/0	5-44/1	3-16/1	10-75/0	2-22/0	1-7/0	1-22/0
Mixon, Joe	25-345/4	3-115/1	2-13/0	6-48/1	-	3-12/0	3-29/1	1-13/0	2-72/1	2-11/0	2-18/0	-	1-14/0
Andrews, Mark	17-286/6	4-50/0	-	3-87/2	1-17/1	-	1-3/1	1-13/1	5-46/0	1-55/1	-	1-15/0	-
Baxter, Jarvis	17-182/1	5-51/0	1-7/0	1-29/1	-	2-17/0	1-7/0	1-18/0	2-12/0	1-12/0	-	1-14/0	2-15/0
Flowers, Dimitri	8-130/4	1-4/0	-	-	-	2-14/1	-	-	-	2-81/1	2-26/1	-	1-5/1
Quick, Michiah	8-101/0	DNP	-	-	3-69/0	1-22/0	1-4/0	-	1-0/0	-	1-2/0	1-4/0	-
Perine, Samaje	13-84/1	2-9/0	3-5/1	1-3/0	1-5/0	-	2-20/0	1-9/0	-	-	1-6/0	1-16/0	1-11/0
Mead, Jeffery	4-47/1	2-31/1	DNP	1-9/0	-	-	-	1-7/0	-	-	-	-	DNP
Brooks, Daniel	2-40/0	1-6/0	-	-	-	-	1-34/0	DNP	DNP	-	-	-	-
Bothun, Grant	3-34/0	-	-	-	-	-	1-11/0	-	1-15/0	1-8/0	-	-	-
Knight, Connor	1-17/1	-	-	-	-	-	-	-	1-17/1	-	-	DNP	-
Miller, A.D.	2-16/0	-	-	1-12/0	-	-	1-4/0	DNP	DNP	DNP	DNP	DNP	DNP
Todd, Dallis	1-9/0	-	DNP	-	DNP	DNP	-	-	-	1-9/0	DNP	DNP	DNP
Ross, Alex	1-1/0	-	-	-	-	-	1-1/0	-	-	-	-	-	-
Grant, Sam	1-1/1	DNP	DNP	-	-	-	-	-	1-1/1	-	DNP	-	-

## DEFENSIVE GAME-BY-GAME

## TACKLES

Player	UA-A	Total	Akron	Tenn	Tulsa	WVU	Texas	KSU	TTU	KU	ISU	BAY	TCU	OSU
Alexander, Dominique	50-41	91	5-5	4-5	6-7	5-3	3-5	2-0	5-2	8-3	5-2	4-3	2-4	1-2
Evans, Jordan	46-33	79	2-3	5-2	2-9	7-2	6-5	4-0	DNP	DNP	3-4	6-3	6-1	5-4
Thomas, Ahmad	44-24	68	2-0	7-4	3-7	6-2	4-2	1-0	6-3	1-2	7-3	4-0	1-0	2-1
Striker, Eric	36-25	61	1-4	3-3	1-4	8-4	3-1	3-0	1-3	1-0	3-1	3-2	7-2	2-1
Parker, Steven	37-18	55	0-1	2-3	4-3	2-2	5-2	4-0	5-1	2-0	3-1	5-0	2-2	3-3
Tapper, Charles	27-18	45	2-0	1-1	2-2	3-5	1-2	1-1	1-2	4-0	4-0	4-2	3-3	1-0
Thomas, Jordan	32-12	44	4-1	2-4	DNP	3-0	2-2	2-0	3-1	4-0	1-1	3-1	4-0	4-2
Sanchez, Zack	35-9	44	0-3	4-2	3-2	7-1	5-0	1-0	-	DNP	DNP	6-0	4-0	5-1
Bond, Devante	24-13	37	3-1	3-2	0-3	4-2	DNP	DNP	DNP	DNP	2-0	4-4	4-0	4-1
Walker, Charles	25-11	36	3-0	3-1	0-4	3-0	1-0	2-0	3-2	2-0	3-2	1-1	2-0	2-1
Shannon, Frank	23-13	36	0-5	DNP	-	-	-	4-0	9-4	7-2	1-1	0-1	1-0	1-0
Dimon, Matt	16-16	32	1-2	1-1	1-2	4-3	0-2	2-1	1-2	3-0	0-2	1-0	0-1	2-0
Byrd, Hatari	14-15	29	1-4	-	6-9	2-0	4-1	-	-	1-0	0-1	-	-	-
Austin, Dakota	23-2	25	-	-	DNP	DNP	-	-	11-0	5-0	7-2	-	-	-
Romar, Matthew	14-9	23	0-1	2-0	1-1	-	4-3	DNP	1-0	0-1	3-1	2-0	1-2	-
Wade, Jordan	11-7	18	1-1	-	0-4	-	1-1	1-0	2-1	2-0	2-0	2-0	-	-
Lindley, P.L.	8-6	14	1-2	-	0-1	1-0	3-0	1-0	1-1	1-1	-	0-1	-	-
Johnson, Will	11-3	14	DNP	-	-	-	DNP	2-0	6-0	-	0-2	1-0	0-1	2-0
Ward, DJ	8-2	10	1-1	-	-	2-0	-	1-0	-	-	1-0	1-1	1-0	1-0
Green, Marcus	7-2	9	DNP	DNP	3-0	-	-	1-0	DNP	1-0	2-1	-	DNP	0-1
Okoronkwo, Ogbonnia	5-4	9	0-3	-	1-1	-	-	3-0	-	1-0	-	DNP	DNP	DNP
Evans, Tay	5-3	8	1-1	0-1	-	1-0	1-0	-	2-0	-	DNP	DNP	DNP	0-1
Hunter, Ruben	5-3	8	-	0-1	-	-	-	-	1-0	1-0	0-1	-	1-0	2-1
Haughton, Kahlil	3-4	7	0-1	DNP	-	-	-	-	1-0	1-1	1-0	0-1	-	0-1
Mbanasor, P.J.	5-2	7	-	-	3-2	-	1-0	-	-	-	1-0	DNP	DNP	DNP
Overton, Marquise	4-1	5	1-0	DNP	DNP	DNP	DNP	2-0	-	-	1-0	-	DNP	0-1
Brooks, Daniel	2-2	4	-	1-0	-	0-1	-	-	DNP	DNP	-	1-0	0-1	-
Sunderland, Will	2-1	3	-	-	DNP	DNP	DNP	-	1-0	1-1	-	-	-	DNP
Hodgson, Nick	3-0	3	-	1-0	-	-	1-0	-	-	1-0	-	-	-	-
Horky, Wesley	0-3	3	0-1	-	0-1	0-1	-	-	-	-	-	-	-	-
Quick, Michiah	3-0	3	DNP	-	-	-	-	-	1-0	-	1-0	-	-	1-0
Smallwood, Jordan	2-1	3	DNP	DNP	DNP	DNP	DNP	DNP	-	-	1-0	-	0-1	1-0
Anderson, Rodney	2-0	2	1-0	1-0	DNP	DNP	DNP	DNP	DNP	DNP	DNP	DNP	DNP	DNP
Orso-Bacchus, Dwayne	1-1	2	-	-	DNP	DNP	DNP	DNP	-	1-0	-	DNP	DNP	0-1
Taylor, Stanvon	0-2	2	0-2	DNP	-	-	DNP	DNP	DNP	DNP	-	DNP	DNP	DNP
McKinney, Prentice	1-1	2	1-0	DNP	DNP	DNP	DNP	-	DNP	0-1	-	-	DNP	DNP
Neal, Durrton	1-0	1	-	-	-	1-0	-	-	-	-	-	-	-	-
Flowers, Dimitri	0-1	1	-	-	-	-	-	-	-	-	0-1	-	-	-

## TACKLES FOR LOSS

Player	UA-A	Total	Akron	Tenn	Tulsa	WVU	Texas	KSU	TTU	KU	ISU	BAY	TCU	OSU
Striker, Eric	13-6	16.0	0.5-1	1.5-8	-	3.0-18	2.0-10	3.0-5	2.0-15	-	1.0-5	1.0-2	1.5-5	0.5-2
Walker, Charles	9-2	10.0	2.0-9	1.0-6	0.5-3	-	-	1.0-10	1.5-8	1.0-4	2.0-7	-	1.0-1	-
Tapper, Charles	10-0	10.0	-	1.0-9	-	1.0-2	-	-	-	3.0-17	2.0-11	2.0-10	1.0-4	-
Dimon, Matt	6-2	7.0	1.5-3	-	-	1.0-11	-	1.0-2	1.5-3	1.0-2	-	-	-	1.0-4
Alexander, Dominique	5-4	7.0	2.5-5	0.5-0	0.5-0	1.5-5	-	-	-	1.0-1	-	1.0-3	-	-
Bond, Devante	5-2	6.0	-	2.0-18	-	1.0-2	DNP	DNP	DNP	DNP	1.0-4	0.5-1	-	1.5-1
Evans, Jordan	2-6	5.0	0.5-1	-	-	2.0-18	0.5-1	-	DNP	DNP	-	1.0-1	-	1.0-3
Parker, Steven	2-4	4.0	-	1.0-7	-	1.0-6	1.5-3	-	-	-	-	-	0.5-2	-
Sanchez, Zack	3-1	3.5	-	1.0-1	-	0.5-4	1.0-1	-	-	DNP	DNP	-	1.0-1	-
Lindley, P.L.	2-2	3.0	-	-	-	-	1.0-1	1.0-2	-	0.5-4	-	0.5-1	-	-
Johnson, Will	3-0	3.0	DNP	-	-	-	DNP	1.0-4	1.0-6	-	-	-	-	1.0-4
Okoronkwo, Ogbonnia	2-0	2.0	-	-	-	-	-	1.0-8	-	1.0-4	-	DNP	DNP	DNP
Wade, Jordan	2-0	2.0	-	-	-	-	-	1.0-2	-	-	-	1.0-1	-	-
Romar, Matthew	1-1	1.5	-	-	0.5-1	-	-	DNP	-	-	-	1.0-8	-	-
Thomas, Ahmad	1-1	1.5	-	-	0.5-3	1.0-2	-	-	-	-	-	-	-	-
Overton, Marquise	1-0	1.0	-	DNP	DNP	DNP	DNP	1.0-4	-	-	-	-	DNP	-
Ward, DJ	1-0	1.0	-	-	-	-	-	1.0-5	-	-	-	-	-	-
Austin, Dakota	1-0	1.0	-	-	DNP	DNP	-	-	-	-	1.0-5	-	-	-
Haughton, Kahlil	0-1	0.5	-	DNP	-	-	-	-	-	0.5-4	-	-	-	-

## SACKS

Player	UA-A	Total	Akron	Tenn	Tulsa	WVU	Texas	KSU	TTU	KU	ISU	BAY	TCU	OSU
Striker, Eric	6-3	7.5	-	0.5-6	-	2.0-17	2.0-10	-	2.0-15	-	1.0-5	-	-	-
Tapper, Charles	7-0	7.0	-	-	-	-	-	-	-	3.0-17	2.0-11	1.0-6	1.0-4	-
Walker, Charles	5-2	6.0	1.0-5	-	0.5-3	-	-	1.0-10	1.5-8	-	1.0-6	-	1.0-1	-
Dimon, Matt	2-1	2.5	-	-	-	1.0-11	-	1.0-2	0.5-2	-	-	-	-	-
Bond, Devante	2-0	2.0	-	2.0-18	-	-	DNP	DNP	DNP	DNP	-	-	-	-
Okoronkwo, Ogbonnia	2-0	2.0	-	-	-	-	-	1.0-8	-	1.0-4	-	DNP	DNP	DNP
Thomas, Ahmad	1-1	1.5	-	-	0.5-3	1.0-2	-	-	-	-	-	-	-	-
Alexander, Dominique	1-1	1.5	1.0-2	-	-	0.5-3	-	-	-	-	-	-	-	-
Parker, Steven	1-1	1.5	-	0.5-6	-	1.0-6	-	-	-	-	-	-	-	-
Overton, Marquise	1-0	1.0	-	DNP	DNP	DNP	DNP	1.0-4	-	-	-	-	DNP	-
Romar, Matthew	1-0	1.0	-	-	-	-	-	DNP	-	-	-	1.0-8	-	-
Evans, Jordan	1-0	1.0	-	-	-	1.0-13	-	-	DNP	DNP	-	-	-	-
Wade, Jordan	1-0	1.0	-	-	-	-	-	1.0-2	-	-	-	-	-	-
Ward, DJ	1-0	1.0	-	-	-	-	-	1.0-5	-	-	-	-	-	-
Sanchez, Zack	0-1	0.5	-	-	-	0.5-4	-	-	-	DNP	DNP	-	-	-
Haughton, Kahlil	0-1	0.5	-	DNP	-	-	-	-	-	0.5-4	-	-	-	-
Lindley, P.L.	0-1	0.5	-	-	-	-	-	-	-	0.5-4	-	-	-	-

## PARTICIPATION GAME-BY-GAME

NO.	NAME	GP/GS	AKRON	TENN	TULSA	WVU	UT	KSU	TTU	KU	ISU	BAY	TCU	OSU
1	Alexander, Dominique	12/12	START	START	START	START	START	START	START	START	START	START	START	START
68	Alvarez, Jonathan	11/9	START	START	START	XXX	XXX	START	START	START	—	START	START	START
24	Anderson, Rodney	2/-	XXX	XXX	—	—	—	—	—	—	—	—	—	—
81	Andrews, Mark	12/1	XXX	XXX	XXX	XXX	XXX	XXX	XXX	XXX	XXX	START	XXX	XXX
27	Austin, Dakota	10/2	XXX	XXX	—	—	XXX	XXX	XXX	START	START	XXX	XXX	XXX
1	Baxter, Jarvis	12/5	START	XXX	XXX	XXX	XXX	START	XXX	START	XXX	START	XXX	START
18	Bolton, Curtis	4/-	XXX	—	—	XXX	XXX	XXX	—	—	—	—	—	—
23	Bond, Devante	8/4	XXX	START	XXX	START	—	—	—	—	START	XXX	XXX	START
84	Bothun, Grant	12/-	XXX	XXX	XXX	XXX	XXX	XXX	XXX	XXX	XXX	XXX	XXX	XXX
34	Brooks, Daniel	10/-	XXX	XXX	XXX	XXX	XXX	XXX	—	—	XXX	XXX	XXX	XXX
78	Brown, Orlando	12/12	START	START	START	START	START	START	START	START	START	START	START	START
4	Byrd, Hatari	12/2	START	XXX	START	XXX	XXX	XXX	XXX	XXX	XXX	XXX	XXX	XXX
63	Dalton, Alex	7/-	XXX	—	XXX	—	—	XXX	XXX	XXX	XXX	XXX	—	—
52	Danley, Jamal	1/-	XXX	—	—	—	—	—	—	—	—	—	—	—
56	Darlington, Ty	11/11	START	START	—	START	START	START	START	START	START	START	START	START
94	Dimon, Matt	12/12	START	START	START	START	START	START	START	START	START	START	START	START
26	Evans, Jordan	10/9	START	START	START	START	START	START	—	—	START	START	XXX	START
9	Evans, Tay	9/-	XXX	XXX	XXX	XXX	XXX	XXX	XXX	XXX	—	—	—	XXX
72	Farniok, Derek	12/4	XXX	XXX	START	START	START	XXX	XXX	XXX	START	XXX	XXX	XXX
36	Flowers, Dimitri	12/4	XXX	XXX	START	START	START	XXX	XXX	XXX	START	XXX	XXX	XXX
76	Grant, Sam	9/-	—	—	XXX	XXX	XXX	XXX	XXX	XXX	XXX	—	XXX	XXX
18	Green, Dahu	7/-	XXX	—	XXX	—	XXX	XXX	XXX	XXX	XXX	—	—	—
14	Green, Marcus	8/-	—	—	XXX	XXX	XXX	XXX	—	XXX	XXX	XXX	—	XXX
8	Haughton, Kahlil	11/-	XXX	—	XXX	XXX	XXX	XXX	XXX	XXX	XXX	XXX	XXX	XXX
39	Hodgson, Nick	12/-	XXX	XXX	XXX	XXX	XXX	XXX	XXX	XXX	XXX	XXX	XXX	XXX
42	Horky, Wesley	12/-	XXX	XXX	XXX	XXX	XXX	XXX	XXX	XXX	XXX	XXX	XXX	XXX
42	Hunter, Ruben	12/-	XXX	XXX	XXX	XXX	XXX	XXX	XXX	XXX	XXX	XXX	XXX	XXX
12	Johnson, Will	10/3	—	XXX	XXX	XXX	—	XXX	START	XXX	XXX	START	START	XXX
54	Kasitati, Nila	12/12	START	START	START	START	START	START	START	START	START	START	START	START
89	Knight, Connor	11/-	XXX	XXX	XXX	XXX	XXX	XXX	XXX	XXX	XXX	XXX	—	XXX
9	Knight, Trevor	6/-	XXX	—	—	—	—	XXX	XXX	XXX	XXX	—	XXX	—
40	Lindley, P.L.	12/3	XXX	XXX	XXX	XXX	START	START	XXX	START	XXX	XXX	XXX	XXX
6	Mayfield, Baker	12/12	START	START	START	START	START	START	START	START	START	START	START	START
2	Mbanasor, P.J.	9/2	START	XXX	START	XXX	XXX	XXX	XXX	XXX	XXX	—	—	—
29	McKinney, Prentice	5/-	XXX	—	—	—	—	XXX	—	XXX	XXX	XXX	—	—
15	Mead, Jeffery	10/-	XXX	—	XXX	XXX	XXX	XXX	XXX	XXX	XXX	XXX	XXX	—
45	Meier, Carson	12/-	XXX	XXX	XXX	XXX	XXX	XXX	XXX	XXX	XXX	XXX	XXX	XXX
13	Miller, A.D.	6/1	XXX	XXX	XXX	XXX	START	XXX	—	—	—	—	—	—
25	Mixon, Joe	12/3	XXX	START	XXX	XXX	XXX	XXX	START	XXX	XXX	XXX	START	XXX
5	Neal, Durrone	12/10	START	START	START	START	XXX	START	START	START	START	XXX	START	START
31	Okoronkwo, Ogbonnia	9/-	XXX	XXX	XXX	XXX	XXX	XXX	XXX	XXX	XXX	—	—	—
99	Orso-Bacchus, Dwayne	6/-	XXX	XXX	—	—	—	—	XXX	XXX	XXX	—	—	XXX
98	Overton, Marquise	7/-	XXX	—	—	—	—	XXX	XXX	XXX	XXX	XXX	—	XXX
10	Parker, Steven	12/12	START	START	START	START	START	START	START	START	START	START	START	START
32	Perine, Samaje	12/12	START	START	START	START	START	START	START	START	START	START	START	START
16	Quick, Michiah	11/-	—	XXX	XXX	XXX	XXX	XXX	XXX	XXX	XXX	XXX	XXX	XXX
95	Roberts, Austin	4/-	XXX	—	—	—	—	XXX	—	XXX	XXX	—	—	—
92	Romar, Matthew	11/11	START	START	START	START	START	—	START	START	START	START	START	START
28	Ross, Alex	12/-	XXX	XXX	XXX	XXX	XXX	XXX	XXX	XXX	XXX	XXX	XXX	XXX
75	Samia, Dru	11/8	START	XXX	XXX	XXX	—	START	START	START	START	START	START	START
15	Sanchez, Zack	10/10	START	START	START	START	START	START	START	—	—	START	START	START
43	Seibert, Austin	12/-	XXX	XXX	XXX	XXX	XXX	XXX	XXX	XXX	XXX	XXX	XXX	XXX
20	Shannon, Frank	11/3	XXX	—	XXX	XXX	XXX	XXX	START	START	XXX	XXX	START	XXX
3	Shepard, Sterling	12/12	START	START	START	START	START	START	START	START	START	START	START	START
17	Smallwood, Jordan	6/-	—	—	—	—	—	—	XXX	XXX	XXX	XXX	XXX	XXX
55	St. John, Josiah	7/4	XXX	START	START	START	START	—	—	XXX	XXX	—	—	—
19	Striker, Eric	12/12	START	START	START	START	START	START	START	START	START	START	START	START
21	Sunderland, Will	8/-	XXX	XXX	—	—	—	XXX	XXX	XXX	XXX	XXX	XXX	—
91	Tapper, Charles	12/12	START	START	START	START	START	START	START	START	START	START	START	START
96	Tate, Mitch	3/-	XXX	—	—	—	—	XXX	—	—	—	—	—	XXX
6	Taylor, Stanvon	4/-	XXX	—	XXX	XXX	—	—	—	—	XXX	—	—	—
13	Thomas, Ahmad	12/12	START	START	START	START	START	START	START	START	START	START	START	START
14	Thomas, Cody	2/-	—	—	—	—	—	XXX	—	XXX	—	—	—	—
7	Thomas, Jordan	11/10	XXX	START	—	START	START	START	START	START	START	START	START	START
19	Todd, Dallis	6/-	XXX	—	XXX	—	—	XXX	XXX	XXX	XXX	—	—	—
44	Uhles, Jaxon	11/-	—	XXX	XXX	XXX	XXX	XXX	XXX	XXX	XXX	XXX	XXX	XXX
93	Wade, Jordan	12/1	XXX	XXX	XXX	XXX	XXX	START	XXX	XXX	XXX	XXX	XXX	XXX
97	Walker, Charles	12/-	XXX	XXX	XXX	XXX	XXX	XXX	XXX	XXX	XXX	XXX	XXX	XXX
87	Ward, DJ	12/-	XXX	XXX	XXX	XXX	XXX	XXX	XXX	XXX	XXX	XXX	XXX	XXX
11	Westbrook, Dede	12/12	START	START	START	START	START	START	START	START	START	START	START	START
58	Wren, Erick	3/-	XXX	—	—	—	—	—	—	XXX	XXX	—	—	—

**OKLAHOMA SEASON HIGHS**

Rushes	28	Samaje Perine at Baylor (Nov 14, 2015)
Yards Rushing	201	Samaje Perine vs. Texas Tech (Oct 24, 2015)
TD Rushes	4	Samaje Perine vs. Texas Tech (Oct 24, 2015)
Long Rush	72	Samaje Perine vs. TCU (Nov 21, 2015)
Pass attempts	39	Baker Mayfield at Tennessee (Sep 12, 2015)
Pass completions	32	Baker Mayfield vs. Tulsa (Sep 19, 2015)
Yards Passing	487	Baker Mayfield vs. Tulsa (Sep 19, 2015)
TD Passes	5	Baker Mayfield at Kansas State (Oct 17, 2015)
Long Pass	76	Baker Mayfield to Joe Mixon vs. Akron (Sep 05, 2015)
Receptions	14	Sterling Shepard at Baylor (Nov 14, 2015)
Yards Receiving	183	Sterling Shepard at Kansas (Oct 31, 2015)
TD Receptions	2	4x, MR: Sterling Shepard at Baylor (Nov 14, 2015)
Field Goals	3	2x, MR: Austin Seibert vs. TCU (Nov 21, 2015)
Long Field Goal	46	Austin Seibert at Kansas (Oct 31, 2015)
Punts	9	Austin Seibert vs. TCU (Nov 21, 2015)
Punting Avg	57.0	Austin Seibert vs. Texas Tech (Oct 24, 2015)
Long Punt	58	Austin Seibert vs. West Virginia (Oct 03, 2015)
Punts inside 20	4	2x, MR: Austin Seibert vs. TCU (Nov 21, 2015)
Long Punt Return	27	Sterling Shepard vs. West Virginia (Oct 03, 2015)
Long Kickoff Return	90	Alex Ross at Oklahoma State (Nov 28, 2015)
Tackles	15	Hatari Byrd vs. Tulsa (Sep 19, 2015)
Sacks	3.0	Charles Tapper at Kansas (Oct 31, 2015)
Tackles For Loss	3.0	3x, MR: Charles Tapper at Kansas (Oct 31, 2015)
Interceptions	2	4x, MR: Jordan Thomas at Oklahoma State (Nov 28, 2015)

**OKLAHOMA GAME HIGHS**

Rushes	59	vs. TCU (Nov 21, 2015)
Yards Rushing	405	vs. Texas Tech (Oct 24, 2015)
Yards Per Rush	8.2	at Oklahoma State (Nov 28, 2015)
TD Rushes	7	vs. Texas Tech (Oct 24, 2015)
Pass attempts	42	vs. Akron (Sep 05, 2015)
Pass completions	33	at Kansas (Oct 31, 2015)
Yards Passing	487	vs. Tulsa (Sep 19, 2015)
Yards Per Pass	12.8	2x, MR: vs. West Virginia (Oct 03, 2015)
TD Passes	5	2x, MR: at Kansas (Oct 31, 2015)
Total Plays	96	vs. TCU (Nov 21, 2015)
Total Offense	773	vs. Tulsa (Sep 19, 2015)
Yards Per Play	9.5	vs. Iowa State (Nov 7, 2015)
Points	63	vs. Texas Tech (Oct 24, 2015)
Sacks By	7	vs. West Virginia (Oct 03, 2015)
First Downs	38	vs. Tulsa (Sep 19, 2015)
Penalties	12	vs. West Virginia (Oct 03, 2015)
Penalty Yards	134	vs. West Virginia (Oct 03, 2015)
Turnovers	2	6x, MR: at Kansas (Oct 31, 2015)
Interceptions By	4	vs. Texas Tech (Oct 24, 2015)
Punts	9	vs. TCU (Nov 21, 2015)
Punting Avg	57.0	vs. Texas Tech (Oct 24, 2015)
Long Punt	58	vs. West Virginia (Oct 03, 2015)
Punts inside 20	4	2x, MR: vs. TCU (Nov 21, 2015)
Long Punt Return	27	vs. West Virginia (Oct 03, 2015)

**OKLAHOMA'S LONGEST PLAYS**

Rushing	72	Samaje Perine vs. TCU (Nov 21, 2015)
Passing	76	Baker Mayfield to Joe Mixon vs. Akron (Sep 5, 2015)
Field Goal	46	Austin Seibert at Kansas (Oct 31, 2015)
Punt	58	Austin Seibert vs. West Virginia (Oct 03, 2015)
Punt Return	27	Sterling Shepherd vs. West Virginia (Oct 03, 2015)
Kickoff Return	90	Alex Ross at Oklahoma State (Nov 28, 2015)
Interception Return	38	3x, MR: Dakota Austin vs. Iowa State (Nov 7, 2015)
Fumble Return	41	Jordan Evans vs. West Virginia (Oct 03, 2015)

**OPPONENT SEASON HIGHS**

Rushes	31	Zack Langer vs. Tulsa (Sep 19, 2015)
Yards Rushing	161	Zack Langer vs. Tulsa (Sep 19, 2015)
TD Rushes	3	Devin Chafin at Baylor (Nov 14, 2015)
Long Rush	81	D'Onta Freeman vs. Texas (Oct 10, 2015)
Pass attempts	51	2x, MR: Joel Lanning vs. Iowa State (Nov 7, 2015)
Pass completions	34	Dane Evans vs. Tulsa (Sep 19, 2015)
Yards Passing	427	Dane Evans vs. Tulsa (Sep 19, 2015)
TD Passes	4	Dane Evans vs. Tulsa (Sep 19, 2015)
Long Pass	86	Bram Kohlhausen to KaVontae Turpin vs. TCU (Nov 21, 2015)
Receptions	14	Keyarris Garrett vs. Tulsa (Sep 19, 2015)
Yards Receiving	189	Keyarris Garrett vs. Tulsa (Sep 19, 2015)
TD Receptions	2	Keegan Lucas vs. Tulsa (Sep 19, 2015)
Field Goals	3	2x, MR: Ben Grogan at Oklahoma State (Nov 28, 2015)
Long Field Goal	51	Cole Netten vs. Iowa State (Nov 7, 2015)
Punts	12	Zach Paul vs. Akron (Sep 05, 2015)
Punting Avg	50.0	Trevor Daniel at Tennessee (Sep 12, 2015)
Long Punt	73	Zach Paul vs. Akron (Sep 05, 2015)
Punts inside 20	4	2x, MR: Ethan Perry vs. TCU (Nov 21, 2015)
Long Punt Return	6	Gary Jennings vs. West Virginia (Oct 03, 2015)
Long Kickoff Return	58	Ishmael Zamora at Baylor (Nov 14, 2015)
Tackles	21	Jalen Reeves-Maybin, at Tennessee (Sep 12, 2015)
Sacks	2.5	Josh Carraway vs. TCU (Nov 21, 2015)
Tackles For Loss	35	Josh Carraway vs. TCU (Nov 21, 2015)
Interceptions	2	Todd Kelly Jr. at Tennessee (Sep 12, 2015)

**OPPONENT GAME HIGHS**

Rushes	58	vs. Texas (Oct 10, 2015)
Yards Rushing	313	vs. Texas (Oct 10, 2015)
Yards Per Rush	5.4	vs. Texas (Oct 10, 2015)
TD Rushes	3	at Baylor (Nov 14, 2015)
Pass attempts	51	2x, MR: vs. Iowa State (Nov 7, 2015)
Pass completions	34	vs. Tulsa (Sep 19, 2015)
Yards Passing	427	vs. Tulsa (Sep 19, 2015)
Yards Per Pass	9.5	at Baylor (Nov 14, 2015)
TD Passes	4	vs. Tulsa (Sep 19, 2015)
Total Plays	91	vs. Tulsa (Sep 19, 2015)
Total Offense	603	vs. Tulsa (Sep 19, 2015)
Yards Per Play	6.6	vs. Tulsa (Sep 19, 2015)
Points	38	vs. Tulsa (Sep 19, 2015)
Sacks By	6	vs. Texas (Oct 10, 2015)
First Downs	31	vs. Tulsa (Sep 19, 2015)
Penalties	11	vs. West Virginia (Oct 03, 2015)
Penalty Yards	111	vs. West Virginia (Oct 03, 2015)
Turnovers	5	vs. West Virginia (Oct 03, 2015)
Interceptions By	2	at Tennessee (Sep 12, 2015)
Punts	12	vs. Akron (Sep 05, 2015)
Punting Avg	50.0	at Tennessee (Sep 12, 2015)
Long Punt	73	vs. Akron (Sep 05, 2015)
Punts inside 20	4	2x, MR: vs. TCU (Nov 21, 2015)
Long Punt Return	6	vs. West Virginia (Oct 03, 2015)

**OPPONENTS' LONGEST PLAYS**

Rushing	81	D'Onta Freeman vs. Texas (Oct 10, 2015)
Passing	86	Bram Kohlhausen to KaVontae Turpin vs. TCU (Nov 21, 2015)
Field Goal	51	Cole Netten vs. Iowa State (Nov 7, 2015)
Punt	73	Zach Paul vs. Akron (Sep 5, 2015)
Punt Return	6	Gary Jennings vs. West Virginia (Oct 03, 2015)
Kickoff Return	58	Ishmael Zamora at Baylor (Nov 14, 2015)
Interception Return	45	Justis Nelson vs. Texas Tech (Oct 24, 2015)
Fumble Return	50	Jah'Shawn Johnson vs. Texas Tech (Oct 24, 2015)



## OU'S LONGEST RUSHES

Date	Opponent	OU Player	Yards
11/21	TCU	Samaje Perine	72 (TD)
11/28	Oklahoma State	Samaje Perine	68 (TD)
11/28	Oklahoma State	Joe Mixon	66 (TD)
11/7	Iowa State	Joe Mixon	57 (TD)
11/14	Baylor	Samaje Perine	55 (TD)
10/31	Kansas	Alex Ross	54
10/24	Texas Tech	Samaje Perine	48
10/24	Texas Tech	Joe Mixon	45
9/19	Tulsa	Baker Mayfield	39 (TD)
10/31	Kansas	Samaje Perine	36
10/3	West Virginia	Joe Mixon	35 (TD)
11/14	Baylor	Baker Mayfield	34
11/21	TCU	Baker Mayfield	30
10/17	Kansas State	Baker Mayfield	28
11/28	Oklahoma State	Baker Mayfield	27
11/28	Oklahoma State	Samaje Perine	25 (TD)
11/21	TCU	Joe Mixon	25
11/7	Iowa State	Baker Mayfield	24
9/19	Tulsa	Samaje Perine	24
11/7	Iowa State	Daniel Brooks	22
10/31	Kansas	Samaje Perine	22
11/7	Iowa State	Daniel Brooks	21
10/24	Texas Tech	Samaje Perine	21
11/21	TCU	Samaje Perine	20
11/7	Iowa State	Samaje Perine	20
10/24	Texas Tech	Samaje Perine	20
10/24	Texas Tech	Samaje Perine	20
10/17	Kansas State	Daniel Brooks	20
9/19	Tulsa	Samaje Perine	20 (TD)
10/31	Kansas	Joe Mixon	18
9/19	Tulsa	Baker Mayfield	18
11/21	TCU	Trevor Knight	17
11/14	Baylor	Baker Mayfield	17
11/14	Baylor	Baker Mayfield	17
11/7	Iowa State	Baker Mayfield	17 (TD)
10/24	Texas Tech	Joe Mixon	17 (TD)
9/19	Tulsa	Samaje Perine	17
9/19	Tulsa	Samaje Perine	17
11/7	Iowa State	Samaje Perine	16
10/31	Kansas	Samaje Perine	16
10/24	Texas Tech	Joe Mixon	16
10/24	Texas Tech	Joe Mixon	16
9/12	Tennessee	Joe Mixon	16
11/28	Oklahoma State	Joe Mixon	15
10/31	Kansas	Baker Mayfield	15
10/24	Texas Tech	Samaje Perine	15
10/17	Kansas State	Trevor Knight	15
10/17	Kansas State	Joe Mixon	15
10/10	Texas	Samaje Perine	15
8/30	Akron	Samaje Perine	15

## OU'S LONGEST PASS PLAYS

Date	Opponent	OU Players	Yards
8/30	Akron	Baker Mayfield to Joe Mixon	76 (TD)
11/7	Iowa State	Baker Mayfield to Dimitri Flowers	75 (TD)
11/7	Iowa State	Baker Mayfield to Sterling Shepard	74 (TD)
10/3	West Virginia	Baker Mayfield to Durrone Neal	71 (TD)
10/31	Kansas	Baker Mayfield to Joe Mixon	68 (TD)
9/19	Tulsa	Baker Mayfield to Mark Andrews	61 (TD)
11/7	Iowa State	Trevor Knight to Mark Andrews	55 (TD)
10/10	Texas	Baker Mayfield to Sterling Shepard	50
9/19	Tulsa	Baker Mayfield to Sterling Shepard	44
10/3	West Virginia	Baker Mayfield to Dede Westbrook	42
10/31	Kansas	Baker Mayfield to Sterling Shepard	41
11/14	Baylor	Baker Mayfield to Sterling Shepard	39 (TD)
9/19	Tulsa	Baker Mayfield to Dede Westbrook	39
8/30	Akron	Baker Mayfield to Sterling Shepard	38
11/21	TCU	Baker Mayfield to Dede Westbrook	36 (TD)
10/17	Kansas State	Baker Mayfield to Dede Westbrook	36
10/31	Kansas	Baker Mayfield to Sterling Shepard	35
8/30	Akron	Baker Mayfield to Durrone Neal	35
10/17	Kansas State	Trevor Knight to Daniel Brooks	34
10/3	West Virginia	Baker Mayfield to Michiah Quick	34
10/24	Texas Tech	Baker Mayfield to Sterling Shepard	33
11/21	TCU	Trevor Knight to Sterling Shepard	32
9/19	Tulsa	Baker Mayfield to Jarvis Baxter	29 (TD)
9/12	Tennessee	Baker Mayfield to Durrone Neal	29
8/30	Akron	Baker Mayfield to Dede Westbrook	29 (TD)
10/31	Kansas	Baker Mayfield to Dede Westbrook	28
10/24	Texas Tech	Baker Mayfield to Dede Westbrook	28
10/17	Kansas State	Baker Mayfield to Sterling Shepard	28 (TD)
10/3	West Virginia	Baker Mayfield to Sterling Shepard	28 (TD)
11/7	Iowa State	Baker Mayfield to Dede Westbrook	27 (TD)
11/28	Oklahoma State	Baker Mayfield to Dede Westbrook	26
11/21	TCU	Trevor Knight to Sterling Shepard	26
9/19	Tulsa	Baker Mayfield to Sterling Shepard	26
8/30	Akron	Baker Mayfield to Joe Mixon	26
10/31	Kansas	Baker Mayfield to Sterling Shepard	23
10/24	Texas Tech	Baker Mayfield to Dede Westbrook	23
10/3	West Virginia	Baker Mayfield to Michiah Quick	23
11/28	Oklahoma State	Baker Mayfield to Durrone Neal	22
10/17	Kansas State	Baker Mayfield to Sterling Shepard	22 (TD)
10/17	Kansas State	Baker Mayfield to Sterling Shepard	22
10/10	Texas	Baker Mayfield to Michiah Quick	22
9/19	Tulsa	Baker Mayfield to Durrone Neal	22
11/21	TCU	Baker Mayfield to Sterling Shepard	21 (TD)
10/31	Kansas	Baker Mayfield to Sterling Shepard	20
10/17	Kansas State	Baker Mayfield to Durrone Neal	20
10/17	Kansas State	Baker Mayfield to Dede Westbrook	20
8/30	Akron	Baker Mayfield to Jeffery Mead	20

# BIG 12/NCAA RANKINGS (Through Games of Dec. 12)

## INDIVIDUAL

Category	Player	Stat	Big 12 Rank	NCAA Rank
Rushing Yards	Samaje Perine	1,291	5	20
	Joe Mixon	749	7	99
Rushing Yards/Game	Samaje Perine	107.6	5	24
	Joe Mixon	62.4	9	113
Rushing Yards/Carry	Samaje Perine	6.12	5	28
Rushing TDs	Samaje Perine	15	1	16
Pass Yards	Baker Mayfield	3,389	4	19
Pass Yards/Game	Baker Mayfield	282.4	4	20
Pass Yards/Completion	Baker Mayfield	13.95	3	15
Yards/Pass Attempt	Baker Mayfield	9.57	1	2
Pass Efficiency	Baker Mayfield	178.9	1	2
Completion Pct.	Baker Mayfield	68.6	1	7
Completions/Game	Baker Mayfield	20.25	4	34
Passing TDs	Baker Mayfield	35	1	6
Receptions/Game	Sterling Shepard	6.6	3	18
Receiving Yards	Sterling Shepard	1,201	3	13
Receiving Yards/Game	Sterling Shepard	100.1	3	12
Yards/Reception	Dede Westbrook	16.05	10	61
Receiving TDs	Sterling Shepard	11	3	10
	Mark Andrews	6	10	74
Total Offense	Baker Mayfield	317.4	3	14
All Purpose Yards	Samaje Perine	114.58	9	61
	Sterling Shepard	112.42	10	66
Points Responsible For	Baker Mayfield	252	2	4
	Austin Seibert	119	9	68
Points Responsible For/Game	Baker Mayfield	21.0	3	6
	Austin Seibert	9.9	9	77
Scoring/Game	Austin Seibert	9.9	2	12
	Samaje Perine	8.0	9	52
Punt Return Avg.	Sterling Shepard	7.8	3	36
Kick Return Avg.	Alex Ross	21.1	7	84
Punting Avg.	Austin Seibert	42.4	2	42
Field Goals/Game	Austin Seibert	1.42	2	29
Field Goal Pct.	Austin Seibert	77.3	5	46
Tackles/Game	Jordan Evans	7.9	4	98
	Dominique Alexander	7.6	7	117
Sacks/Game	Eric Striker	0.63	5	42
	Charles Tapper	0.58	8	52
Tackles for Loss/Game	Eric Striker	1.3	2	24
Passes Defended/Game	Zack Sanchez	1.3	2	22
Interceptions	Zack Sanchez	6	1	5
	Jordan Thomas	5	3	17
Interceptions/Game	Ahmad Thomas	3	8	65
	Zack Sanchez	0.6	1	4
Fumbles Forced/Game	Jordan Thomas	0.5	3	17
	Ahmad Thomas	0.3	8	78
	Charles Tapper	0.33	1	8

## TEAM

Category	Stat	Big 12 Rank	NCAA Rank
Scoring Offense	45.8	3	3
Scoring Defense	20.8	1	21
Total Offense	542.9	4	7
Total Defense	350.7	1	31
Rushing Offense	235.0	3	17
Rushing Defense	149.2	1	46
Pass Offense	307.9	4	18
Pass Defense	201.5	1	34
Pass Efficiency	172.85	2	3
Pass Defense Efficiency	108.03	1	12
Kick Return Average	21.07	6	67
Punt Return Average	7.50	4	71
Interceptions	19	2	7
Net Punt Average	41.47	1	7
Kickoff Coverage	21.63	5	72
Sacks/Game	3.17	1	4
Sacks Allowed/Game	3.00	8	112
Defensive TDs	3	2	21
First Downs/Game	27.3	4	6
First Downs Allowed/Game	19.6	2	53
3rd-Down Conversion Pct.	44.0	5	29
Opp. 3rd-Down Conversion Pct.	39.8	4	77
4th-Down Conversion Pct.	56.3	3	47
Opp. 4th-Down Conversion Pct.	41.7	3	26
Penalty Yards/Game	61.25	6	92
Time of Possession	31:11	3	40
Turnover Margin/Game	0.83	4	14
Red Zone Offense	89.2	4	22
Red Zone Defense	78.4	3	31

9/5/15 • Gaylord Family – Oklahoma Memorial Stadium (85,370) • Norman, Okla.		
	<b>AKRON</b>	3
	<b>#19 OKLAHOMA</b>	41

**NORMAN** – Baker Mayfield passed for 388 yards and three touchdowns and ran for a score in three quarters, while running back Joe Mixon had 142 yards from scrimmage.  
 The Sooners got receiving touchdowns from Dede Westbrook, Mixon and Jeffery Mead and another rushing touchdown from Samaje Perine.  
 The OU defense held the Zips to 226 yards of total offense and forced them into three-and-outs on eight of their 16 possessions.

Score by Quarters	1	2	3	4	Score	
Akron	0	3	0	0	–	3
Oklahoma	3	14	21	3	–	41

Record: (0-1)  
Record: (1-0)

**Scoring Summary:**  
 1st 03:58 OU – Seibert, Austin 35 yd field goal, 5-54 1:00, AKRON 0 - OU 3  
 2nd 05:32 OU – Perine, Samaje 2 yd run (Seibert, A. kick), 11-60 4:12, AKRON 0 - OU 10  
 02:21 OU – Westbrook, Dede 29 yd pass from Mayfield, Baker (Seibert, A. kick), 4-80 1:08, AKRON 0 - OU 17  
 00:06 AKRON – Stein, Robert 26 yd field goal, 7-22 1:12, AKRON 3 - OU 17  
 3rd 11:56 OU – Mixon, Joe 76 yd pass from Mayfield, Baker (Seibert, Austin kick), 1-76 0:14, AKRON 3 - OU 24  
 07:11 OU – Mead, Jeffery 11 yd pass from Mayfield, Baker (Seibert, Austin kick), 9-80 3:38, AKRON 3 - OU 31  
 02:36 OU – Mayfield, Baker 2 yd run (Seibert, A. kick), 9-93 2:31, AKRON 3 - OU 38  
 4th 10:29 OU – Seibert, Austin 41 yd field goal, 4-2 0:50, AKRON 3 - OU 41

	UA	OU
FIRST DOWNS	10	26
RUSHES-YARDS (NET)	44-138	33-100
PASSING YDS (NET)	88	439
Passes Att-Comp-Int	26-6-0	42-28-1
TOTAL OFFENSE PLAYS-YARDS	70-226	75-539
Fumble Returns-Yards	0-0	0-0
Punt Returns-Yards	1-0	5-32
Kickoff Returns-Yards	2-28	2-43
Interception Returns-Yards	1-0	0-0
Punts (Number-Avg)	12-46.4	6-49.7
Fumbles-Lost	1-1	1-1
Penalties-Yards	9-62	9-90
Possession Time	32:48	27:12
Third-Down Conversions	4 of 19	4 of 13
Fourth-Down Conversions	0 of 0	1 of 1
Red-Zone Scores-Chances	1-2	4-5
Sacks By: Number-Yards	1-2	2-7

**RUSHING: Akron** – Chapman, TraVon 14-48; Hundley, Conor 8-36; Woodson, Thomas 3-30; Alexander, Donnell 7-16; Lawrence, Hakeem 6-11; Edwards, Van 1-4; Davis, Imani 1-4; Cooper, Richie 1-0; Means, Michael 1-minus 4; Pohl, Kyle 2-minus 7. **Oklahoma** – Perine, Samaje 11-33; Mixon, Joe 5-27; Ross, Alex 3-20; Brooks, Daniel 4-11; Mayfield, Baker 6-8; Knight, Trevor 1-6; Anderson, Rodney 1-5; team 1-minus 2; Westbrook, Dede 1-minus 8.

**PASSING: Akron** – Pohl, Kyle 6-17-0-88; Chapman, TraVon 0-8-0-0; Woodson, Thomas 0-1-0-0. **Oklahoma** – Mayfield, Baker 23-33-0-388; Knight, Trevor 5-9-1-51.


**RECEIVING: Akron** – Lane, Jerome 3-57; Means, Michael 1-13; Williams, Newman 1-12; Davis, Imani 1-6. **Oklahoma** – Baxter, Jarvis 5-51; Neal, Durrone 4-65; Andrews, Mark 4-50; Mixon, Joe 3-115; Shepard, Sterling 3-68; Westbrook, Dede 3-40; Mead, Jeffery 2-31; Perine, Samaje 2-9; Brooks, Daniel 1-6; Flowers, Dimitri 1-4.

**INTERCEPTIONS: Akron** – Scott, DeAndre 1-0. **Oklahoma** – None.

**FUMBLES: Akron** – Means, Michael 1-1. **Oklahoma** – Shepard, Sterling 1-1.

**SACKS: Akron** – Brown, Jatavis 1-2. **Oklahoma** – Walker, Charles 1-5; Alexander, Dominique 1-2.

**TACKLES (UA-A): Akron** – Evans, Dylan 8-5; Givens, Kris 6-1; Brown, Jatavis 3-4; Monroe, Darryl 3-4; Cheek, Bryce 5-1; George, Jordan 4-2; Guiser, Zach 3-1; Marcus, Jamal 3-1; Grice, Cody 1-2; Pittman, SeVon 2-0; Hope, Larry 2-0; Venckus-Cucchiarra, Daumantas 1-1; Coe, Rodney 0-2; Horner, Alfonso 0-2; Senter, John 1-0; Buddenberg, Michael 1-0; Morrow, Cory 1-0; Gilbert, Ulysees 1-0; Paul, Zach 1-0; Davis, Imani 0-1; Rachal, John 0-1; Pratt, Andrew 0-1; Brown, Kyron 0-1. **Oklahoma** – Alexander, Dominique 5-5; Thomas, Jordan 4-1; Evans, Jordan 2-3; Byrd, Hatari 1-4; Striker, Eric 1-4; Shannon, Frank 0-5; Bond, Devante 3-1; Walker, Charles 3-0; Lindley, P.L. 1-2; Dimon, Matt 1-2; Okoronwko, Ogbonna 0-3; Sanchez, Zack 0-3; Thomas, Ahmad 2-0; Tapper, Charles 2-0; Wade, Jordan 1-1; Evans, Tay 1-1; Ward, DJ 1-1; Taylor, Stanvon 0-2; Anderson, Rodney 1-0; McKinney, Prentice 1-0; Overton, Marquise 1-0; Romar, Matthew 0-1; Parker, Steven 0-1; Houghton, Kahlil 0-1; Horky, Wesley 0-1.

9/12/15 • Neyland Stadium (102,455) • Knoxville, Tenn.		
	<b>#19 OKLAHOMA</b>	31
	<b>#23 TENNESSEE (2OT)</b>	24

**KNOXVILLE, Tenn.** – Baker Mayfield threw an 18-yard touchdown pass to Sterling Shepard in double overtime and No. 19 Oklahoma rallied from a 17-point deficit in a 31-24 victory at No. 23 Tennessee.  
 Zack Sanchez clinched OU's victory by picking off a Joshua Dobbs pass in Tennessee's second overtime possession. Oklahoma held the Vols scoreless in the second half while limiting Tennessee to just 68 total yards.

OU did not score a touchdown on any of its first 11 possessions, but reached the end zone in each of its last four. The crowd of 102,455 was the largest to ever witness a Sooners game.

Score by Quarters	1	2	3	4	OT	2OT	Score	
Oklahoma	0	3	0	14	7	7	–	31
Tennessee	10	7	0	0	7	0	–	24

Record: (2-0)  
Record: (1-1)

**Scoring Summary:**  
 1st 09:51 TENN – Medley, A. 19 yd field goal, 11-50 3:10, OU 0-TENN 3  
 01:56 TENN – Malone, J. 9 yd pass from Dobbs, J. (Medley, A. kick), 8-51 3:01, OU 0-TENN 10  
 2nd 12:14 TENN – Dobbs, J. 4 yd run (Medley, A. kick), 4-55 1:18, OU 0-TENN 17  
 04:56 OU – Seibert, Austin 35 yd field goal, 9-56 2:47, OU 3-TENN 17  
 4th 08:20 OU – Perine, Samaje 2 yd pass from Mayfield, Baker (Seibert, Austin kick), 14-80 5:53, OU 10-TENN 17  
 00:40 OU – Shepard, S. 5 yd pass from Mayfield, Baker (Seibert, Austin kick), 13-60 5:26, OU 17-TENN 17  
 OT 15:00 TENN – Hurd, J. 8 yd run (Medley, A. kick), 5-25 0:00, OU 17-TENN 24  
 15:00 OU – Mayfield, Baker 1 yd run (Seibert, Austin kick), 5-25 0:00, OU 24-TENN 24  
 15:00 OU – Shepard, S. 18 yd pass from Mayfield, Baker (Seibert, Austin kick), 3-25 0:00, OU 31-TENN 24

	OU	UT
FIRST DOWNS	20	19
RUSHES-YARDS (NET)	48-161	45-129
PASSING YDS (NET)	187	125
Passes Att-Comp-Int	39-19-2	31-13-1
TOTAL OFFENSE PLAYS-YARDS	87-348	76-254
Fumble Returns-Yards	0-0	0-0
Punt Returns-Yards	4-40	2-3
Kickoff Returns-Yards	1-15	3-74
Interception Returns-Yards	1-5	2-5
Punts (Number-Avg)	8-43.4	9-50.0
Fumbles-Lost	1-0	2-0
Penalties-Yards	9-67	10-80
Possession Time	32:40	27:20
Third-Down Conversions	9 of 20	6 of 18
Fourth-Down Conversions	1 of 2	0 of 0
Red-Zone Scores-Chances	5-5	4-4
Sacks By: Number-Yards	3-30	2-3

**RUSHING: Oklahoma** – Perine, Samaje 23-78; Mayfield, Baker 14-46; Mixon, Joe 10-38; Westbrook, Dede 1-minus 1. **Tennessee** – Hurd, J. 24-109; Dobbs, J. 14-12; Howard, A. 1-12; Kamara, A. 4-4; TEAM 1-minus 5; Pearson, V. 1-minus 3.

**PASSING: Oklahoma** – Mayfield, Baker 19-39-2-187. **Tennessee** – Dobbs, J. 13-31-1-125.

**RECEIVING: Oklahoma** – Shepard, S. 7-74; Westbrook, Dede 4-54; Perine, Samaje 3-5; Neal, Durrone 2-34; Mixon, Joe 2-13; Baxter, Jarvis 1-7. **Tennessee** – Smith, J. 4-56; Malone, J. 2-19; Johnson, Jo. 2-18; North, M. 1-9; Howard, A. 1-8; Kamara, A. 1-5; Wolf, Et. 1-5; Jennings, J. 1-5.

**INTERCEPTIONS: Oklahoma** – Sanchez, Zack 1-5. **Tennessee** – Kelly Jr., T. 2-5.

**FUMBLES: Oklahoma** – Westbrook, Dede 1-0. **Tennessee** – Hurd, J. 1-0; Dobbs, J. 1-0.

**TACKLES (UA-A): Oklahoma** – Thomas, Ahmad 7-4; Alexander, D. 4-5; Evans, Jordan 5-2; Sanchez, Zack 4-2; Striker, Eric 3-3; Thomas, Jordan 2-4; Bond, Devante 3-2; Parker, Steven 2-3; Walker, Charles 3-1; Romar, Matthew 2-0; Dimon, Matt 1-1; Tapper, Charles 1-1; Hodgson, Nick 1-0; Anderson, R. 1-0; Brooks, Daniel 1-0; Hunter, Ruben 0-1; Evans, Tay 0-1. **Tennessee** – Reeves-Maybin 13-8; Barnett, D. 7-8; Kelly Jr., T. 4-4; Randolph, B. 4-3; Jumper, C. 3-1; Moseley, E. 2-2; Vereen, C. 2-2; Sutton, C. 3-0; Maggitt, C. 2-1; Williams, O. 1-2; Kirkland Jr., D. 2-0; Weatherd, C. 2-0; McDowell, C. 1-1; McKenzie, K. 1-0; North, M. 1-0; Foreman, M. 0-1; Berry, Ev. 0-1.

9/19/15 • Gaylord Family – Oklahoma Memorial Stadium (85,657) • Norman, Okla.

	<b>TULSA</b>	38
	<b>#16 OKLAHOMA</b>	52

**NORMAN** – In his third start for No. 16 Oklahoma, Baker Mayfield set a school record with 572 total yards, threw four touchdown passes and ran for two more in powering the Sooners over Tulsa 52-38 in a game that totaled 1,376 yards of offense.

Score by Quarters	1	2	3	4	Score
Tulsa	3	21	7	7	– 38
Oklahoma	17	14	14	7	– 52

Record: (2-1)  
Record: (3-0)

**Scoring Summary:**

1st 12:03 OU – Seibert, Austin 20 yd field goal, 6-59 1:38, TLS 0 - OU 3  
08:04 TLS – Jones, Redford 23 yd field goal, 12-69 3:59, TLS 3 - OU 3  
04:54 OU – Mayfield, Baker 39 yd run (Seibert, Austin kick), 7-81 3:05, TLS 3 - OU 10  
01:18 OU – Mixon, Joe 10 yd pass from Mayfield, Baker (Seibert, Austin kick), 6-49 2:04, TLS 3 - OU 17  
2nd 13:31 OU – Mayfield, Baker 8 yd run (Seibert, Austin kick), 4-50 1:18, TLS 3 - OU 24  
06:20 TLS – Atkinson, Josh 18 yd pass from Evans, Dane (Jones, Redford kick), 11-92 3:59, TLS 10 - OU 24  
03:14 OU – Andrews, Mark 61 yd pass from Mayfield, Baker (Seibert, Austin kick), 3-78 0:49, TLS 10 - OU 31  
00:13 TLS – Lucas, Kevan 28 yd pass from Evans, Dane (Jones, Redford kick), 9-80 1:10, TLS 17 - OU 31  
00:01 TLS – Garrett, Keyarris 43 yd pass from Evans, Dane (Jones, Redford kick), 1-43 0:08, TLS 24 - OU 31  
3rd 06:47 OU – Baxter, Jarvis 29 yd pass from Mayfield, Baker (Seibert, Austin kick), 9-78 3:15, TLS 24 - OU 38  
04:01 TLS – Langer, Zack 1 yd run (Jones, Redford kick), 10-79 2:46, TLS 31 - OU 38  
00:40 OU – Andrews, Mark 17 yd pass from Mayfield, Baker (Seibert, Austin kick), 9-74 3:21, TLS 31 - OU 45  
4th 04:28 OU – Perine, Samaje 20 yd run (Seibert, Austin kick), 9-65 3:57, TLS 31 - OU 52  
03:38 TLS – Lucas, Kevan 40 yd pass from Evans, Dane (Jones, Redford kick), 4-80 0:50, TLS 38 - OU 52

	TU	OU
FIRST DOWNS	31	38
RUSHES-YARDS (NET)	40-176	47-286
PASSING YDS (NET)	427	487
Passes Att-Comp-Int	51-34-0	38-32-0
TOTAL OFFENSE PLAYS-YARDS	91-603	85-773
Fumble Returns-Yards	0-0	0-0
Punt Returns-Yards	0-0	1-18
Kickoff Returns-Yards	4-76	6-91
Interception Returns-Yards	0-0	0-0
Punts (Number-Avg)	7-39.6	2-44.0
Fumbles-Lost	0-0	2-2
Penalties-Yards	8-60	8-85
Possession Time	27:37	32:23
Third-Down Conversions	9 of 19	6 of 11
Fourth-Down Conversions	0 of 1	1 of 2
Red-Zone Scores-Chances	3-4	5-6
Sacks By: Number-Yards	3-10	1-6

**RUSHING: Tulsa** – Langer, Zack 31-161; Brewer, D'Angelo 5-13; Evans, Dane 4-2. **Oklahoma** – Perine, Samaje 22-152; Mayfield, Baker 13-85; Mixon, Joe 6-28; Brooks, Daniel 5-23; team 1-minus 2.

**PASSING: Tulsa** – Evans, Dane 34-51-0-427. **Oklahoma** – Mayfield, Baker 32-38-0-487.

**RECEIVING: Tulsa** – Garrett, Keyarris 14-189; Atkinson, Josh 10-104; Lucas, Kevan 5-84; Langer, Zack 2-20; Floyd, Conner 2-13; Hobbs, Jusin 1-17. **Oklahoma** – Shepard, Sterling 8-144; Neal, Durrton 6-74; Mixon, Joe 6-48; Westbrook, Dede 5-81; Andrews, Mark 3-87; Baxter, Jarvis 1-29; Miller, A.D. 1-12; Mead, Jeffery 1-9; Perine, Samaje 1-3.

**INTERCEPTIONS: Tulsa** – None. **Oklahoma** – None.

**FUMBLES: Tulsa** – None. **Oklahoma** – Perine, Samaje 1-1; Mixon, Joe 1-1.

**SACKS: Tulsa** – Martin, Trent 1-0; Hanks, Jake 1-0; Linscott, Matt 1-0. **Oklahoma** – Thomas, Ahmad 0-1; Walker, Charles 0-1.

**TACKLES (UA-A): Tulsa** – Mudoh, Michael 6-10; Linscott, Matt 8-5; Thomas, Kerwin 8-4; Martin, Trent 2-6; Mitchell, Jordan 4-3; Davis, Frankie 2-3; Aisegbu, Zik 3-1; Luetjen, Derrick 1-3; Alexander, Derrick 2-1; Shindelar, Kolton 2-1; Gooden, C.J. 1-2; Umblance, Brodrick 2-0; Brubaker, Jesse 1-1; Minter, Chris 1-1; Hanks, Jake 1-1; Norman, Shawn 1-1; Whitfield, McKinley 1-1; Wilson, Petera 0-2; Quickel, Tim 1-0; Brady, Jeremy 1-0; Barrow, Will 1-0; Celistan, Johnell 0-1; Masumbuko, Suleiman 0-1. **Oklahoma** – Byrd, Hatari 6-9; Alexander, Dominique 6-7; Evans, Jordan 2-9; Thomas, Ahmad 3-7; Parker, Steven 4-3; Sanchez, Zack 3-2; Mbanasor, P.J. 3-2; Striker, Eric 1-4; Tapper, Charles 2-2; Wade, Jordan 0-4; Walker, Charles 0-4; Green, Marcus 3-0; Dimon, Matt 1-2; Bond, Devante 0-3; Okoronwko, Ogbonna 1-1; Romar, Matthew 1-1; Horky, Wesley 0-1; Lindley, P.L. 0-1.

10/3/15 • Gaylord Family – Oklahoma Memorial Stadium (84,384) • Norman, Okla.

	<b>#23 WEST VIRGINIA</b>	24
	<b>#15 OKLAHOMA</b>	44

**NORMAN** – The Oklahoma defense was in attack mode against West Virginia, picking up seven sacks and five turnovers en route to a 44-24 win. Linebacker Eric Striker led the charge. He had a career-high-tying 12 tackles, including two sacks and three tackles for loss, and forced a fumble in the fourth quarter that Jordan Evans returned 41 yards for a touchdown. Quarterback Baker Mayfield threw for 320 yards and three touchdowns against a WVU defense that entered the game allowing 154.0 passing yards and 0.7 touchdown passes in its first three contests.

Score by Quarters	1	2	3	4	Score
West Virginia	0	7	17	0	– 24
Oklahoma	7	17	10	– 44	

Record: (3-1, 0-1)  
Record: (4-0, 1-0)

**Scoring Summary:**

1st 08:45 OU – Andrews, Mark 17 yd pass from Mayfield, Baker (Seibert, Austin kick), 4-74 1:00, WVU 0 - OU 7  
2nd 14:55 WVU – Shell, Rushel 5 yd run (Lambert, Josh kick), 7-86 2:23, WVU 7 - OU 7  
14:04 OU – Shepard, S. 28 yd pass from Mayfield, Baker (Seibert, Austin kick), 4-75 0:51, WVU 7 - OU 14  
09:00 OU – Seibert, Austin 40 yd field goal, 7-18 3:13, WVU 7 - OU 17  
02:16 OU – Mixon, Joe 35 yd run (Seibert, Austin kick), 5-83 2:21, WVU 7 - OU 24  
3rd 09:40 WVU – Durante, Jovon 1 yd pass from Howard, Skyler (Lambert, Josh kick), 15-77 4:16, WVU 14 - OU 24  
06:57 WVU – Lambert, Josh 23 yd field goal, 5-34 2:28, WVU 17 - OU 24  
02:34 OU – Seibert, Austin 25 yd field goal, 4-7 2:04, WVU 17 - OU 27  
00:58 WVU – Howard, Skyler 50 yd run (Lambert, Josh kick), 4-58 1:36, WVU 24 - OU 27  
00:13 OU – Neal, Durrton 71 yd pass from Mayfield, Baker (Seibert, Austin kick), 3-95 0:45, WVU 24 - OU 34  
4th 09:37 OU – Evans, Jordan 41 yd fumble recovery (Seibert, Austin kick), WVU 24 - OU 41  
06:06 OU – Seibert, Austin 44 yd field goal, 4-6 2:15, WVU 24 - OU 44

	WVU	OU
FIRST DOWNS	27	16
RUSHES-YARDS (NET)	53-196	33-107
PASSING YDS (NET)	173	320
Passes Att-Comp-Int	32-17-3	25-14-1
TOTAL OFFENSE PLAYS-YARDS	85-369	58-427
Fumble Returns-Yards	0-0	2-49
Punt Returns-Yards	3-6	2-36
Kickoff Returns-Yards	4-84	2-24
Interception Returns-Yards	1-7	3-94
Punts (Number-Avg)	7-46.6	5-43.4
Fumbles-Lost	2-2	1-1
Penalties-Yards	11-111	12-134
Possession Time	33:11	26:49
Third-Down Conversions	8 of 20	2 of 11
Fourth-Down Conversions	2 of 2	0 of 1
Red-Zone Scores-Chances	3-3	3-4
Sacks By: Number-Yards	4-25	7-56

**RUSHING: West Virginia** – Smallwood, W. 22-111; Shell, Rushel 20-72; Howard, Skyler 11-13. **Oklahoma** – Perine, Samaje 16-65; Mixon, Joe 6-43; Mayfield, Baker 11-minus 1.

**PASSING: West Virginia** – Howard, Skyler 17-32-3-173. **Oklahoma** – Mayfield, Baker 14-25-1-320.

**RECEIVING: West Virginia** – Durante, Jovon 4-44; Thompson, J. 3-46; Gibson, Shelton 3-35; Smallwood, W. 3-8; Mathis, Devonte 2-23; Shorts, Daikiel 2-17. **Oklahoma** – Westbrook, Dede 5-107; Quick, Michiah 3-69; Neal, Durrton 2-87; Shepard, S. 2-35; Andrews, Mark 1-17; Perine, Samaje 1-5.


**INTERCEPTIONS: West Virginia** – Joseph, Karl 1-7. **Oklahoma** – Thomas, Jordan 2-61; Thomas, Ahmad 1-33.

**FUMBLES: West Virginia** – Howard, Skyler 2-2. **Oklahoma** – Westbrook, Dede 1-1.

**SACKS (UA-A): West Virginia** – Kwiatkoski, N. 0-2; Nwachukwu, N. 0-1; Barber, Jared 0-1; Petteway, Shaq 1-0; Joseph, Karl 1-0. **Oklahoma** – Striker, Eric 2-0; Evans, Jordan 1-0; Dimon, Matt 1-0; Sanchez, Zack 0-1; Parker, Steven 1-0; Alexander, D. 0-1; Thomas, Ahmad 1-0.

**TACKLES (UA-A): West Virginia** – Kwiatkoski, N. 2-9; Dillon, KJ 5-2; Barber, Jared 1-5; Worley, Daryl 4-1; Joseph, Karl 3-2; Petteway, Shaq 2-3; Nwachukwu, N. 1-3; Askew-Henry, D. 2-1; Rose, Kyle 2-1; Muldrow, Edward 1-2; Kinsey, E. 0-3; Rumph, Rick 1-0; Molina, Mike 1-0; Howard, Darrien 1-0; Cajuste, Yodny 1-0; Chestnut, T. 1-0; Pankey, Adam 1-0; Preston, Xavier 1-0; Clay, Cody 1-0; Arndt, Justin 1-0; Walters, Sean 1-0; Gibson, Shelton 0-1; Howard, Skyler 0-1. **Oklahoma** – Striker, Eric 8-4; Evans, Jordan 7-2; Sanchez, Zack 7-1; Thomas, Ahmad 6-2; Alexander, D. 5-3; Tapper, Charles 3-5; Dimon, Matt 4-3; Bond, Devante 4-2; Parker, Steven 2-2; Thomas, Jordan 3-0; Walker, Charles 3-0; Ward, D.J. 2-0; Byrd, Hatari 2-0; Lindley, P.L. 1-0; Evans, Tay 1-0; Neal, Durrton 1-0; Ross, Alex 1-0; Horky, Wesley 0-1; Brooks, Daniel 0-1.



10/10/15 • Cotton Bowl Stadium (91,546) • Dallas, Texas		
	<b>#10 OKLAHOMA</b>	17
	<b>TEXAS</b>	24

**DALLAS** – Texas picked up a win in the AT&T Red River Showdown, knocking off No. 10 Oklahoma 24-17.

Texas jumped out to a quick 14-0 lead in the first quarter with a pair of rushing touchdowns. Baker Mayfield would lead a Sooner comeback and twice had the Sooners within seven points, but came up a touchdown short. Texas outgained the Sooners 313-67 on the ground and turned OU over once to take the victory.

It was just UT's second win against OU in the last six meetings.

Score by Quarters	1	2	3	4	Score	
Oklahoma	0	3	7	7	—	17
Texas	14	0	3	7	—	24

Record: (4-1, 1-1)  
Record: (2-4, 1-1)

**Scoring Summary:**

- 1st 07:52 TEXAS – Johnson, Marcus 24 yd pass from Heard, Jerrod (Rose, Nick kick), 8-77  
3:33, OU 0 - TEXAS 7
- 05:37 TEXAS – Swoopes, Tyrone 3 yd run (Rose, Nick kick), 7-41 2:07, OU 0 - TEXAS 14
- 06:05 OU – Seibert, Austin 21 yd field goal, 12-67 5:03, OU 3 - TEXAS 14
- 2nd 08:18 TEXAS – Rose, Nick 27 yd field goal, 15-62 6:42, OU 3 - TEXAS 17
- 05:16 OU – Flowers, D. 2 yd pass from Mayfield, Baker (Seibert, Austin kick), 8-87 2:57, OU 10 - TEXAS 17
- 3rd 13:52 TEXAS – Bluiett, Caleb 2 yd pass from Swoopes, Tyrone (Rose, Nick kick), 5-89  
1:57, OU 10 - TEXAS 24
- 08:00 OU – Perine, Samaje 1 yd run (Seibert, Austin kick), 15-75 5:52, OU 17 - TEXAS 24

	OU	UT
FIRST DOWNS	21	20
RUSHES-YARDS (NET)	37-67	58-313
PASSING YDS (NET)	211	55
Passes Att-Comp-Int	28-20-0	12-9-0
TOTAL OFFENSE PLAYS-YARDS	65-278	70-368
Fumble Returns-Yards	0-0	0-0
Punt Returns-Yards	2-9	0-0
Kickoff Returns-Yards	3-81	2-63
Interception Returns-Yards	0-0	0-0
Punts (Number-Avg)	7-39.6	6-41.7
Fumbles-Lost	1-1	0-0
Penalties-Yards	5-45	5-67
Possession Time	28:05	31:55
Third-Down Conversions	3 of 12	9 of 16
Fourth-Down Conversions	1 of 1	0 of 0
Red-Zone Scores-Chances	3-3	3-4
Sacks By: Number-Yards	2-10	6-45

**RUSHING: Oklahoma** – Perine, Samaje 10-36; Mixon, Joe 6-24; Brooks, Daniel 2-15; Westbrook, Dede 1-minus 3; Mayfield, Baker 18-minus 5. **Texas** – Foreman, D'Onta 9-117; Heard, Jerrod 21-115; Gray, Johnathan 22-76; Swoopes, Tyrone 4-14; TEAM 2-minus 9.

**PASSING: Oklahoma** – Mayfield, Baker 20-28-0-211. **Texas** – Heard, Jerrod 8-11-0-53; Swoopes, Tyrone 1-1-0-2.

**RECEIVING: Oklahoma** – Shepard, S. 6-95; Westbrook, Dede 4-25; Mixon, Joe 3-12; Neal, Durrton 2-26; Baxter, Jarvis 2-17; Flowers, D. 2-14; Quick, Michiah 1-22. **Texas** – Johnson, Marcus 4-35; Burt, John 2-5; Hill, Holton 1-9; Beck, Andrew 1-4; Bluiett, Caleb 1-2.

**INTERCEPTIONS: Oklahoma** – None. **Texas** – None.

**FUMBLES: Oklahoma** – Ross, Alex 1-1. **Texas** – None.

**SACKS (UA-A): Oklahoma** – Striker, Eric 2-0. **Texas** – Ford, Poona 1-1; Jefferson, Mali 2-0; Boyette Jr., Pa 1-0; Hughes, Naashon 0-1; Ridgeway, Hassa 1-0.

**TACKLES (UA-A): Oklahoma** – Evans, Jordan 6-5; Alexander, D. 3-5; Parker, Steven 5-2; Romar, Matthew 4-3; Thomas, Ahmad 4-2; Sanchez, Zack 5-0; Byrd, Hatari 4-1; Striker, Eric 3-1; Thomas, Jordan 2-2; Lindley, P.L. 3-0; Tapper, Charles 1-2; Wade, Jordan 1-1; Dimon, Matt 0-2; Walker, Charles 1-0; Hodgson, Nick 1-0; Evans, Tay 1-0; Mbanasor, P.J. 1-0. **Texas** – Hughes, Naashon 4-5; Hill, Holton 7-1; Jinkens, Peter 6-2; Jefferson, Mali 5-1; Davis, Davante 5-1; Bonney, John 3-0; Thomas, Duke 3-0; Ford, Poona 2-1; Hall, Jason 2-1; Boyette Jr., Pa 2-1; Cottrell, Bryce 2-0; Omenihu, Char 2-0; Vaccaro, Kevin 2-0; Wheeler, Anthony 2-0; Jackson, Desmon 2-0; Ridgeway, Hassa 1-1; Haines, Dylan 1-0; Elliott, DeShon 1-0.

10/17/15 • Bill Snyder Family Stadium (52,867) • Manhattan, Kan.		
	<b>#19 OKLAHOMA</b>	55
	<b>KANSAS STATE</b>	0

**MANHATTAN, Kan.** – Oklahoma posted its first shutout of a Big 12 opponent since 2010 and tacked on 55 points of its own to down the Wildcats in Manhattan. The Sooners registered six sacks and three interceptions, including a 38-yard Zack Sanchez pick-six, and allowed just 110 total yards, the third fewest on the road of the Bob Stoops era.

Quarterback Baker Mayfield raced the Sooners out to a quick lead, piling up five first-half touchdown passes to tie Jason White's program record for TD passes in a half. Sterling Shepard grabbed two touchdowns and Joe Mixon added rushing and receiving scores for OU.

The Sooners improved to 6-0 in Manhattan under Bob Stoops, with all six victories by double digits. No other current Big 12 team has more than two wins at KSU in that span.

Score by Quarters	1	2	3	4	Score	
Oklahoma	14	21	13	7	—	55
Kansas State	0	0	0	0	—	0

Record: (5-1, 2-1)  
Record: (3-3, 0-3)

**Scoring Summary:**

- 1st 13:56 OU – Shepard, S. 22 yd pass from Mayfield, Baker (Seibert, Austin kick), 5-75  
1:04, OU 7 - KS 0
- 08:33 OU – Mixon, Joe 10 yd pass from Mayfield, Baker (Seibert, Austin kick), 2-16 0:27, OU 14 - KS 0
- 2nd 12:00 OU – Shepard, S. 28 yd pass from Mayfield, Baker (Seibert, Austin kick), 5-80  
1:26, OU 21 - KS 0
- 07:29 OU – Andrews, Mark 3 yd pass from Mayfield, Baker (Seibert, Austin kick), 8-58  
2:51, OU 28 - KS 0
- 04:59 OU – Westbrook, Dede 4 yd pass from Mayfield, Baker (Seibert, Austin kick), 5-27  
1:39, OU 35 - KS 0
- 3rd 14:38 OU – Sanchez, Zack 38 yd interception return (Seibert, Austin kick), , OU 42 - KS 0
- 09:27 OU – Seibert, Austin 20 yd field goal, 9-49 3:33, OU 45 - KS 0
- 03:28 OU – Seibert, Austin 19 yd field goal, 12-55 4:20, OU 48 - KS 0
- 4th 09:44 OU – Mixon, Joe 1 yd run (Seibert, Austin kick), 13-94 5:03, OU 55 - KS 0

	OU	KSU
FIRST DOWNS	30	7
RUSHES-YARDS (NET)	52-232	31-65
PASSING YDS (NET)	336	45
Passes Att-Comp-Int	32-25-0	22-5-3
TOTAL OFFENSE PLAYS-YARDS	84-568	53-110
Fumble Returns-Yards	0-0	0-0
Punt Returns-Yards	0-0	1-0
Kickoff Returns-Yards	0-0	3-39
Interception Returns-Yards	3-62	0-0
Punts (Number-Avg)	2-38.0	8-40.0
Fumbles-Lost	1-0	0-0
Penalties-Yards	3-24	1-5
Possession Time	34:22	25:38
Third-Down Conversions	9 of 15	3 of 14
Fourth-Down Conversions	1 of 2	0 of 0
Red-Zone Scores-Chances	6-6	0-1
Sacks By: Number-Yards	6-31	3-16

**RUSHING: Oklahoma** – Mixon, Joe 15-73; Perine, Samaje 11-56; Brooks, Daniel 11-41; Mayfield, Baker 9-33; Knight, Trevor 2-19; Ross, Alex 4-10. **Kansas State** – Cook, Kody 11-19; Jones, Charles 5-18; Hubener, Joe 9-16; Gronkowski, G. 1-7; Silmon, Justin 3-3; Dimel, Winston 2-2.

**PASSING: Oklahoma** – Mayfield, Baker 20-27-0-282; Knight, Trevor 4-4-0-53; Thomas, Cody 1-1-0-1. **Kansas State** – Hubener, Joe 4-14-2-39; Cook, Kody 1-8-1-6.

**RECEIVING: Oklahoma** – Westbrook, Dede 5-85; Shepard, S. 4-83; Neal, Durrton 4-55; Mixon, Joe 3-29; Perine, Samaje 2-20; Brooks, Daniel 1-34; Bothun, Grant 1-11; Baxter, Jarvis 1-7; Miller, A.D. 1-4; Quick, Michiah 1-4; Andrews, Mark 1-3; Ross, Alex 1-1. **Kansas State** – Cook, Kody 2-38; Davis, Andre 1-6; Klein, Kyle 1-5; Heath, D. 1-minus 4.

**INTERCEPTIONS: Oklahoma** – Sanchez, Zack 2-38; Thomas, Jordan 1-24. **Kansas State** – None.

**FUMBLES: Oklahoma** – Knight, Trevor 1-0. **Kansas State** – None.

**SACKS (UA-A): Oklahoma** – Overton, M. 1-0; Walker, Charles 1-0; Okoronkwo, O. 1-0; Ward, DJ 1-0; Dimon, Matt 1-0; Wade, Jordan 1-0. **Kansas State** – Geary, Will 2-0; Prewett, Kaleb 1-0.

**TACKLES (UA-A): Oklahoma** – Parker, Steven 4-0; Evans, Jordan 4-0; Shannon, Frank 4-0; Okoronkwo, O. 3-0; Striker, Eric 3-0; Dimon, Matt 2-1; Overton, M. 2-0; Johnson, W. 2-0; Walker, Charles 2-0; Thomas, Jordan 2-0; Alexander, D. 2-0; Tapper, Charles 1-1; Thomas, Ahmad 1-0; Ward, DJ 1-0; Sanchez, Zack 1-0; Green, Marcus 1-0; Wade, Jordan 1-0; Lindley, P.L. 1-0. **Kansas State** – Newlan, Sean 14-0; Geary, Will 6-2; Sizelove, Sam 6-2; Davis, Will 5-2; Shelley, Duke 6-0; Prewett, Kaleb 6-0; Wood, Tanner 5-1; Burns, Morgan 3-0; Jackson, Nate 3-0; Moore, C. 2-0; Starks, Donnie 2-0; Bryant, Marquel 1-1; Willis, Jordan 1-1; Adams, Kendall 1-1; Lee, Elijah 1-0; Kupersmith, J. 1-0; Cook, Kody 1-0.

10/24/15 • Gaylord Family – Oklahoma Memorial Stadium (85,312) • Norman, Okla.

10/31/15 • Memorial Stadium (26,677) • Lawrence, Kan.

	<b>TEXAS TECH</b>	27
	<b>#17 OKLAHOMA</b>	63

	<b>#14 OKLAHOMA</b>	62
	<b>KANSAS</b>	7

**NORMAN** – The Oklahoma defense held a Texas Tech team that entered the day ranked second nationally in total offense and passing offense to just 436 total yards and 253 yards passing, both season lows for TTU. OU recorded four interceptions (its most since 2003) and sacked Patrick Mahomes four times while giving up just 27 points (Tech came in averaging 49.4).

The Sooner ground game was firing on all cylinders the entire day. Samaje Perine (201) and Joe Mixon (154) combined for 355 rushing yards and six rushing touchdowns to lead a Sooner offense that scored at least two TDs in every quarter.

Playing against his former school, quarterback Baker Mayfield was 15-for-22 through the air for 212 yards and two scores.

Score by Quarters	1	2	3	4	Score
Texas Tech	3	14	10	0	27
Oklahoma	14	14	21	14	63

**Scoring Summary:**

1st 08:18 OU – Mixon, Joe 11 yd run (Seibert, Austin kick), 8-62 2:34, TTU 0 - OU 7  
 06:39 OU – Perine, Samaje 3 yd run (Seibert, Austin kick), 1-3 0:08, TTU 0 - OU 14  
 01:42 TTU – Hatfield, C. 34 yd field goal, 14-59 4:57, TTU 3 - OU 14  
 2nd 13:27 OU – Mixon, Joe 17 yd run (Seibert, Austin kick), 9-76 3:15, TTU 3 - OU 21  
 09:32 TTU – Davis, Reginald 6 yd pass from Mahomes, P. (Hatfield, C. kick), 4-29 1:22, TTU 10 - OU 21  
 07:05 TTU – Washington, De. 13 yd run (Hatfield, C. kick), 4-32 1:16, TTU 17 - OU 21  
 03:31 OU – Perine, Samaje 10 yd run (Seibert, Austin kick), 8-75 3:34, TTU 17 - OU 28  
 3rd 14:14 OU – Andrews, Mark 13 yd pass from Mayfield, Baker (Seibert, Austin kick), 4-75 0:46, TTU 17 - OU 35  
 09:16 TTU – Hatfield, C. 28 yd field goal, 11-63 4:58, TTU 20 - OU 35  
 07:04 OU – Perine, Samaje 6 yd run (Seibert, Austin kick), 6-75 2:12, TTU 20 - OU 42  
 04:50 TTU – Mahomes, P. 1 yd run (Hatfield, C. kick), 9-62 2:14, TTU 27 - OU 42  
 01:03 OU – Neal, Durrton 15 yd pass from Mayfield, Baker (Seibert, Austin kick), 9-65 3:47, TTU 27 - OU 49  
 4th 08:18 OU – Perine, Samaje 2 yd run (Seibert, Austin kick), 9-54 4:53, TTU 27 - OU 56  
 02:26 OU – Ross, Alex 9 yd run (Seibert, Austin kick), 8-36 4:32, TTU 27 - OU 63

	TTU	OU
FIRST DOWNS	28	35
RUSHES-YARDS (NET)	40-172	57-405
PASSING YDS (NET)	253	212
Passes Att-Comp-Int	45-29-4	22-15-1
TOTAL OFFENSE PLAYS-YARDS	85-425	79-617
Fumble Returns-Yards	1-50	0-0
Punt Returns-Yards	0-0	0-0
Kickoff Returns-Yards	7-163	1-22
Interception Returns-Yards	1-45	4-33
Punts (Number-Avg)	3-49.3	1-57.0
Fumbles-Lost	0-0	2-1
Penalties-Yards	7-68	3-34
Possession Time	28:20	31:40
Third-Down Conversions	12 of 18	10 of 13
Fourth-Down Conversions	0 of 1	1 of 1
Red-Zone Scores-Chances	5-6	9-10
Sacks By: Number-Yards	1-3	4-25

**RUSHING: Texas Tech** – Washington, De. 19-94; Mahomes, P. 15-58; Stockton, J. 6-31.  
**Oklahoma** – Perine, Samaje 23-201; Mixon, Joe 16-154; Ross, Alex 6-23; Mayfield, Baker 9-16; Knight, Trevor 2-13; team 1-minus 2.

**PASSING: Texas Tech** – Mahomes, P. 26-40-4-233; Webb, Davis 3-5-0-20. **Oklahoma** – Mayfield, Baker 15-22-1-212.

**RECEIVING: Texas Tech** – Grant, Jakeem 7-55; Davis, Reginald 7-52; Sadler, Ian 3-40; Lauderdale, D. 3-29; Coutee, Keke 2-27; Pearson, Brad 2-26; Brown, Tony 2-10; Batson, Cameron 2-2; Washington, De. 1-12. **Oklahoma** – Neal, Durrton 5-44; Westbrook, Dede 3-58; Shepard, S. 2-50; Baxter, Jarvis 1-18; Andrews, Mark 1-13; Mixon, Joe 1-13; Perine, Samaje 1-9; Mead, Jeffery 1-7.

**INTERCEPTIONS: Texas Tech** – Nelson, Justis 1-45. **Oklahoma** – Striker, Eric 1-33; Shannon, Frank 1-0; Alexander, D. 1-0; Austin, Dakota 1-0.

**FUMBLES: Texas Tech** – None. **Oklahoma** – Mayfield, Baker 1-0; Baxter, Jarvis 1-1.

**SACKS (UA-A): Texas Tech** – Robertson, Pete 1-0. **Oklahoma** – Walker, Charles 1-1; Striker, Eric 1-1; Alexander, D. 0-1; Dimon, Matt 0-1.

**TACKLES (UA-A): Texas Tech** – Allen, Dakota 3-12; Gaines, J.J. 5-9; Awe, Micah 4-8; Robertson, Pete 5-3; Nelson, Justis 4-3; Bethel, Nigel 6-0; Madison, Tevin 3-3; Johnson, Jah. 1-4; Jenkins, Malik 2-2; Hinton, D’Vonta 1-2; Nguema, Thierry 2-0; Jackson, Bran. 0-2; Mahomes, P. 1-0; Atoe, Sam 0-1; Alston, Deme. 0-1; Woods, Kahlee 0-1; Fehoko, Breiden 0-1. **Oklahoma** – Shannon, Frank 9-4; Austin, Dakota 11-0; Thomas, Ahmad 6-3; Alexander, D. 5-3; Johnson, W. 6-0; Parker, Steven 5-1; Walker, Charles 3-2; Thomas, Jordan 3-1; Wade, Jordan 2-1; Dimon, Matt 1-2; Striker, Eric 1-2; Tapper, Charles 1-2; Evans, Tay 2-0; Mayfield, Baker 2-0; Lindley, P.L. 1-1; Hunter, Ruben 1-0; Romar, Matthew 1-0; Haughton, K. 1-0; Quick, Michia 1-0; Sunderland, W. 1-0.

**LAWRENCE, Kan.** – The Sooners topped the 50-point mark for the third straight game, scoring 62 and piling up 710 yards of total offense against the Jayhawks. Baker Mayfield threw for 331 yards in the first half, 174 of which went to Sterling Shepard, and finished with four touchdown passes on the day.

Oklahoma held Kansas to just 216 yards of total offense while registering five sacks and forcing two fumbles. For the first time in the 17-year Bob Stoops era, the Sooners did not punt.

Score by Quarters	1	2	3	4	Score
Oklahoma	21	17	17	7	62
Kansas	0	7	0	0	7

**Scoring Summary:**

1st 09:48 OU – Mixon, Joe 68 yd pass from Mayfield, Baker (Seibert, Austin kick), 2-83 0:26, OU 7 - KU 0  
 05:32 OU – Neal, Durrton 11 yd pass from Mayfield, Baker (Seibert, Austin kick), 7-61 2:40, OU 14 - KU 0  
 01:51 OU – Shepard, S. 4 yd pass from Mayfield, Baker (Seibert, Austin kick), 7-70 2:46, OU 21 - KU 0  
 2nd 14:54 KU – Patrick, Tyler 17 yd pass from Willis, Ryan (Bartolotta, Nick kick), 6-29 1:12, OU 21 - KU 7  
 09:00 OU – Perine, Samaje 3 yd run (Seibert, Austin kick), 14-75 5:54, OU 28 - KU 7  
 02:34 OU – Seibert, Austin 46 yd field goal, 8-68 3:01, OU 31 - KU 7  
 00:22 OU – Perine, Samaje 1 yd run (Seibert, Austin kick), 5-80 0:54, OU 38 - KU 7  
 3rd 09:46 OU – Grant, Sam 1 yd pass from Mayfield, Baker (Seibert, Austin kick), 8-67 2:58, OU 45 - KU 7  
 08:19 OU – Knight, Trevor 1 yd run (Seibert, Austin kick), 4-19 1:15, OU 52 - KU 7  
 02:03 OU – Hodgson, Nick 32 yd field goal, 9-37 3:00, OU 55 - KU 7  
 4th 05:32 OU – Knight, Connor 17 yd pass from Knight, Trevor (Hodgson, Nick kick), 7-49 3:19, OU 62 - KU 7

	OU	KU
FIRST DOWNS	35	15
RUSHES-YARDS (NET)	41-265	36-35
PASSING YDS (NET)	445	181
Passes Att-Comp-Int	41-33-0	34-20-0
TOTAL OFFENSE PLAYS-YARDS	82-710	70-216
Fumble Returns-Yards	0-0	1-13
Punt Returns-Yards	4-23	0-0
Kickoff Returns-Yards	1-27	3-62
Interception Returns-Yards	0-0	0-0
Punts (Number-Avg)	0-0-0	9-42.0
Fumbles-Lost	2-2	2-2
Penalties-Yards	4-40	6-81
Possession Time	33:39	26:21
Third-Down Conversions	6 of 10	7 of 17
Fourth-Down Conversions	1 of 1	0 of 1
Red-Zone Scores-Chances	8-10	1-2
Sacks By: Number-Yards	5-29	3-13

**RUSHING: Oklahoma** – Ross, Alex 14-103; Perine, Samaje 11-90; Mixon, Joe 6-44; Mayfield, Baker 5-16; Knight, Trevor 5-12. **Kansas** – Cox, Taylor 12-30; Mann, De’Andre 11-28; Kinner, Ke’aun 5-4; Team 1-0; Willis, Ryan 7-minus 27.

**PASSING: Oklahoma** – Mayfield, Baker 27-32-0-383; Knight, Trevor 6-9-0-62. **Kansas** – Willis, Ryan 20-34-0-181.

**RECEIVING: Oklahoma** – Shepard, S. 11-183; Westbrook, Dede 6-83; Andrews, Mark 5-46; Neal, Durrton 3-16; Mixon, Joe 2-72; Baxter, Jarvis 2-12; Knight, Connor 1-17; Bothun, Grant 1-15; Grant, Sam 1-1; Quick, Michia 1-0. **Kansas** – Patrick, Tyler 5-46; Sims, Steven 4-30; Barbel, Shakiem 3-43; Parmalee, Tre’ 3-23; Booker, Jeremiah 2-20; Cox, Taylor 1-8; Kinner, Ke’aun 1-7; Crawley, Darios 1-4.

**INTERCEPTIONS: Oklahoma** – None. **Kansas** – None.

**FUMBLES: Oklahoma** – Ross, Alex 1-1; Shepard, S. 1-1. **Kansas** – Willis, Ryan 1-1; Mann, De’Andre 1-1.

**SACKS (UA-A): Oklahoma** – Tapper, Charles 3-0; Okoronkwo, O. 1-0; Lindley, P.L. 0-1; Haughton, K. 0-1. **Kansas** – Armstrong, D. 2-0; Graham, Chevy 1-0.

**TACKLES (UA-A): Oklahoma** – Alexander, D. 8-3; Shannon, Frank 7-2; Austin, Dakota 5-0; Thomas, Jordan 4-0; Tapper, Charles 4-0; Dimon, Matt 3-0; Thomas, Ahmad 1-2; Wade, Jordan 2-0; Walker, Charles 2-0; Parker, Steven 2-0; Lindley, P.L. 1-1; Haughton, K. 1-1; Sunderland, W. 1-1; Striker, Eric 1-0; Byrd, Hatari 1-0; Hunter, Ruben 1-0; Orso-Bacchus, D. 1-0; Hodgson, Nick 1-0; Green, Marcus 1-0; Okoronkwo, O. 1-0; Samia, Dru 1-0; McKinney, P. 0-1; Romar, Matthew 0-1. **Kansas** – Smithson, Fish 8-2; Shaw, Tevin 7-2; Dineen, Joe 7-2; Bates, Bazie 6-2; Armstrong, D. 6-0; Ogletree, Marnez 4-1; Glatczak, M. 3-2; Graham, Chevy 3-0; Miller, Tyrone 2-1; Watson, Kyron 2-1; Ogbebor, Osaze 2-0; Stewart, Brandon 2-0; Wise, Daniel 2-0; Goodman, Ben 1-1; Roberts, M. 1-1; Williams, D.J. 0-2; Neal, Derrick 1-0; Zunica, Michael 1-0; Spencer, Colin 1-0; Wyman, Matthew 0-1; Schadler, Ryan 0-1; Olobia, Anthony 0-1.

11/7/15 • Gaylord Family – Oklahoma Memorial Stadium (85,595) • Norman, Okla.

11/14/15 • McLane Stadium (49,875) • Waco, Texas



<b>IOWA STATE</b>	16
<b>#14 OKLAHOMA</b>	52



<b>#12 OKLAHOMA</b>	44
<b>#4 BAYLOR</b>	34

**NORMAN** – Oklahoma’s offense was explosive in scoring 52 points against an Iowa State defense that shut out Texas the week before. OU posted four scoring plays of longer than 30 yards and surpassed 600 yards of total offense (684) for the third straight game. The Sooners averaged 9.5 yards per play to Iowa State’s 4.2.

Baker Mayfield threw for 342 yards and three touchdowns (two TDs went for 75 and 74 yards) while rushing for 27 yards and a score. Sterling Shepard totaled 95 receiving yards and a touchdown to top the 3,000-yard mark for his career.

Score by Quarters	1	2	3	4	Score
Iowa State	3	6	0	7	– 16
Oklahoma	21	0	17	14	– 52

Record: (3-6, 2-4)  
Record: (8-1, 5-1)

**Scoring Summary:**

- 1st 10:46 ISU – Netten, Cole 43 yd field goal, 10-50 4:14, ISU 3 - OU 0
- 10:33 OU – Flowers, D. 75 yd pass from Mayfield, Baker (Seibert, Austin kick), 1-75 0:13, ISU 3 - OU 7
- 05:53 OU – Westbrook, Dede 27 yd pass from Mayfield, Baker (Seibert, Austin kick), 1-27 0:06, ISU 3 - OU 14
- 03:33 OU – Mayfield, Baker 17 yd run (Seibert, Austin kick), 5-40 1:01, ISU 3 - OU 21
- 2nd 11:35 ISU – Netten, Cole 45 yd field goal, 6-32 1:31, ISU 6 - OU 21
- 01:14 ISU – Netten, Cole 51 yd field goal, 5-20 0:29, ISU 9 - OU 21
- 3rd 11:07 OU – Seibert, Austin 37 yd field goal, 12-59 3:53, ISU 9 - OU 24
- 07:03 OU – Perine, Samaje 8 yd run (Seibert, Austin kick), 8-82 2:17, ISU 9 - OU 31
- 01:05 OU – Shepard, S. 74 yd pass from Mayfield, Baker (Seibert, Austin kick), 2-94 0:30, ISU 9 - OU 38
- 4th 11:19 OU – Mixon, Joe 57 yd run (Seibert, Austin kick), 3-70 0:58, ISU 9 - OU 45
- 08:51 OU – Andrews, Mark 55 yd pass from Knight, Trevor (Seibert, Austin kick), 1-55 0:12, ISU 9 - OU 52
- 05:08 ISU – Montgomery, D. 13 yd pass from Lanning, Joel (Netten, Cole kick), 13-78 3:43, ISU 16 - OU 52

	ISU	OU
FIRST DOWNS	22	28
RUSHES-YARDS (NET)	38-114	39-279
PASSING YDS (NET)	260	405
Passes Att-Comp-Int	51-26-1	33-25-0
TOTAL OFFENSE PLAYS-YARDS	89-374	72-684
Fumble Returns-Yards	0-0	0-0
Punt Returns-Yards	1-0	2-6
Kickoff Returns-Yards	5-89	4-65
Interception Returns-Yards	0-0	1-38
Punts (Number-Avg)	7-36.3	3-39.3
Fumbles-Lost	0-0	2-1
Penalties-Yards	5-23	2-10
Possession Time	33:32	26:28
Third-Down Conversions	6 of 21	4 of 10
Fourth-Down Conversions	1 of 4	0 of 1
Red-Zone Scores-Chances	1-2	3-4

**RUSHING: Iowa State** – Warren, Mike 18-43; Thomas, Joshua 8-39; Lanning, Joel 11-37; Ryan, Trevor 1-minus 5. **Oklahoma** – Perine, Samaje 13-95; Mixon, Joe 8-88; Brooks, Daniel 4-55; Mayfield, Baker 10-27; Ross, Alex 3-17; team 1-minus 3.

**PASSING: Iowa State** – Lanning, Joel 26-51-1-260. **Oklahoma** – Mayfield, Baker 23-31-0-342; Knight, Trevor 2-2-0-63.

**RECEIVING: Iowa State** – Lazard, Allen 8-101; Bundrage, Q. 3-35; Warren, Mike 3-30; Montgomery, D. 3-26; Epps, Carson 3-19; Wesley, Jauan 2-20; Ryan, Trevor 2-15; Daley, Dondre 1-8; Boesen, Ben 1-6. **Oklahoma** – Neal, Durrton 10-75; Shepard, S. 4-94; Westbrook, Dede 3-60; Flowers, D. 2-81; Mixon, Joe 2-11; Andrews, Mark 1-55; Baxter, Jarvis 1-12; Todd, Dallis 1-9; Bothun, Grant 1-8.

**INTERCEPTIONS: Iowa State** – None. **Oklahoma** – Austin, Dakota 1-38.

**FUMBLES: Iowa State** – None. **Oklahoma** – Perine, Samaje 1-1; Mayfield, Baker 1-0.

**SACKS (UA-A): Iowa State** – Peters, Levi 1-0; Pierson, Dale 1-0; Harris, Jordan 0-1; Tucker, Demond 0-1; Waggoner, J.D. 1-0. **Oklahoma** – Tapper, Charles 2-0; Striker, Eric 1-0; Walker, Charles 1-0.

**TACKLES (UA-A): Iowa State** – Peavy, Brian 3-6; Floyd, Quijuan 5-3; Peters, Levi 4-3; Northrup, R. 2-5; Seeley, Kane 2-5; Harvey, Willie 1-6; Mills, Brian 3-3; Tribune, Nigel 4-1; Harris, Jordan 1-4; Wiltz, Jomal 0-5; Waggoner, J.D. 2-2; Knott, Luke 1-1; Richardson, SE 1-1; Pierson, Dale 1-1; Thomas, Jh. 1-1; Tucker, Demond 0-2; Jahlas, Josh 1-0; Ryan, Trevor 0-1; Harger, M. 0-1; Jones, Jarnor 0-1; Opara, Oscar 0-1; Montgomery, D. 0-1; Warren, Mike 0-1; Spreen, Jack 0-1. **Oklahoma** – Thomas, Ahmad 7-3; Austin, Dakota 7-2; Alexander, D. 5-2; Evans, Jordan 3-4; Walker, Charles 3-2; Tapper, Charles 4-0; Striker, Eric 3-1; Parker, Steven 3-1; Romar, Matthew 3-1; Green, Marcus 2-1; Wade, Jordan 2-0; Bond, Devante 2-0; Thomas, Jordan 1-1; Shannon, Frank 1-1; Johnson, W. 0-2; Dimon, Matt 0-2; Mbanasor, P.J. 1-0; Houghton, K. 1-0; Overton, M. 1-0; Quick, Michiah 1-0; Smallwood, J. 1-0; Ward, DJ 1-0; Hunter, Ruben 0-1; Flowers, D. 0-1; Byrd, Hatari 0-1.

**WACO, Texas** – Baker Mayfield was 24 for 34 passing for 270 yards and three touchdowns and added 76 rushing yards and another score to lead the Sooners to their fifth straight win. The OU victory also ended Baylor’s 20-game home winning streak and was the Bears’ first loss of the year. Sterling Shepard caught a season-high 14 passes (one shy of his own school record) for 177 yards and two TDs, and Samaje Perine ran for 166 yards (5.9 average) and two scores.

OU held Baylor (8-1, 5-1) to 416 yards, which was 250 below the Bears’ season average entering the game (666). The Sooners limited BU receiver Corey Coleman to three catches for 51 yards, both season lows, and no TDs. Coleman was averaging a Big 12-leading 147.2 receiving yards entering the night, and had scored in every game.

Score by Quarters	1	2	3	4	Score
Oklahoma	7	13	14	10	– 44
Baylor	6	7	14	7	– 34

Record: (9-1, 6-1)  
Record: (8-1, 5-1)

**Scoring Summary:**

- 1st 10:26 BU – Chafin, Devin 5 yd run (Edmiston, Cole rush failed), 9-80 2:39, OU 0 - BU 6
- 06:38 OU – Perine, Samaje 6 yd run (Seibert, Austin kick), 11-65 3:48, OU 7 - BU 6
- 2nd 08:53 OU – Shepard, S. 39 yd pass from Mayfield, Baker (Seibert, Austin kick failed), 8-80 2:57, OU 13 - BU 6
- 02:58 BU – Chafin, Devin 3 yd run (Callahan, Chris kick), 10-42 3:26, OU 13 - BU 13
- 00:28 OU – Mayfield, Baker 2 yd run (Seibert, Austin kick), 8-71 2:30, OU 20 - BU 13
- 3rd 12:28 BU – Chafin, Devin 6 yd run (Callahan, Chris kick), 9-75 2:32, OU 20 - BU 20
- 09:52 OU – Shepard, S. 7 yd pass from Mayfield, Baker (Seibert, Austin kick), 8-74 2:36, OU 27 - BU 20
- 08:53 OU – Perine, Samaje 55 yd run (Seibert, Austin kick), 1-55 0:10, OU 34 - BU 20
- 02:49 BU – McGowan, LaQuan 5 yd pass from Stidham, Jarrett (Callahan,Chris kick), 7-6 1:58, OU 34 - BU 27
- 4th 14:47 OU – Seibert, Austin 33 yd field goal, 5-12 1:12, OU 37 - BU 27
- 10:29 BU – Lee, Jay 17 yd pass from Stidham, Jarrett (Callahan,Chris kick), 3-44 0:32, OU 37 - BU 34
- 04:47 OU – Flowers, D. 7 yd pass from Mayfield, Baker (Seibert, Austin kick), 10-78 5:42, OU 44 - BU 34

	OU	BU
FIRST DOWNS	28	18
RUSHES-YARDS (NET)	53-241	44-159
PASSING YDS (NET)	270	257
Passes Att-Comp-Int	34-24-1	27-16-2
TOTAL OFFENSE PLAYS-YARDS	87-511	71-416
Fumble Returns-Yards	0-0	0-0
Punt Returns-Yards	0-0	2--2
Kickoff Returns-Yards	2-44	4-111
Interception Returns-Yards	2-17	1-3
Punts (Number-Avg)	5-41.8	6-40.0
Fumbles-Lost	2-0	1-1
Penalties-Yards	8-83	6-66
Possession Time	34:54	25:06
Third-Down Conversions	9 of 17	8 of 15
Fourth-Down Conversions	0 of 1	1 of 1
Red-Zone Scores-Chances	5-5	5-5
Sacks By: Number-Yards	2-14	3-19

**RUSHING: Oklahoma** – Perine, Samaje 28-166; Mayfield, Baker 15-76; Mixon, Joe 7-7; team 3-minus 8. **Baylor** – Linwood, Shock 21-103; Chafin, Devin 13-49; Stidham, Jarrett 10-7.

**PASSING: Oklahoma** – Mayfield, Baker 24-34-1-270. **Baylor** – Stidham, Jarrett 16-27-2-257.

**RECEIVING: Oklahoma** – Shepard, S. 14-177; Flowers, D. 2-26; Neal, Durrton 2-22; Westbrook, Dede 2-19; Mixon, Joe 2-18; Perine, Samaje 1-6; Quick, Michiah 1-2. **Baylor** – Cannon, KD 5-77; Lee, Jay 3-59; Coleman, Corey 3-51; Linwood, Shock 2-4; Penning, Gus 1-39; Hall, Davion 1-22; McGowan, LaQuan 1-5.

**INTERCEPTIONS: Oklahoma** – Sanchez, Zack 1-17; Thomas, Ahmad 1-0. **Baylor** – Blanchard, T. 1-3.

**FUMBLES: Oklahoma** – Mayfield, Baker 2-0. **Baylor** – Chafin, Devin 1-1.

**SACKS (UA-A): Oklahoma** – Tapper, Charles 1-0; Romar, Matthew 1-0. **Baylor** – Blanchard, T. 1-0; Nance, Brian 1-0; Oakman, Shawn 0-1; Billings, Andrew 0-1.

**TACKLES (UA-A): Oklahoma** – Evans, Jordan 6-3; Bond, Devante 4-4; Alexander, D. 4-3; Sanchez, Zack 6-0; Tapper, Charles 4-2; Parker, Steven 5-0; Striker, Eric 3-2; Thomas, Ahmad 4-0; Thomas, Jordan 3-1; Wade, Jordan 2-0; Romar, Matthew 2-0; Ward, DJ 1-1; Walker, Charles 1-1; Johnson, W. 1-0; Dimon, Matt 1-0; Brooks, Daniel 1-0; Houghton, K. 0-1; Shannon, Frank 0-1; Lindley, P.L. 0-1. **Baylor** – Blanchard, T. 13-1; Young, Taylor 9-2; Waz, Chance 5-1; Sells, Taion 5-1; Palmer, Jamal 4-1; Billings, Andrew 3-2; Campbell, Grant 3-2; Stewart, Orion 3-1; Oakman, Shawn 2-2; Smith, K.J. 2-2; Singleton, T. 3-0; Howard, Xavien 3-0; Burt, Terrell 1-1; Edwards, Aivasion 1-2; Blackshear, Beau 1-0; Bristow, Lee 1-0; Reid, Ryan 1-0; Lee, Jay 1-0; Nance, Brian 1-0.



11/21/15 • Gaylord Family – Oklahoma Memorial Stadium (85,821) • Norman, Okla.

	<b>#11 TCU</b>	29
	<b>#7 OKLAHOMA</b>	30

**NORMAN** – The Oklahoma defense survived TCU's fourth-quarter rally as Steven Parker batted down a 2-point conversion pass attempt that would have given TCU a one-point lead with 51 seconds to play.

Quarterback Baker Mayfield threw a pair of touchdowns in the first half, but did not play after halftime as a precaution following a helmet-to-helmet hit in the second quarter (TCU was flagged for targeting). Samaje Perine rushed for 187 yards, including a career-long 72-yard touchdown, and Sterling Shepard hauled in eight passes for 111 yards and a score.

The OU defense forced four turnovers (two interceptions by Zack Sanchez among them) and recorded a pair of sacks as the Sooners improved to 4-0 against ranked teams.

Score by Quarters	1	2	3	4	Score	
TCU	7	0	6	16	–	29
Oklahoma	7	16	7	0	–	30

Record: (9-2, 6-2)  
Record: (10-1, 7-1)

**Scoring Summary:**

1st 09:34 TCU – Listenbee, K. 37 yd pass from Sawyer, Foster (Oberkrom, Jaden kick), 6-97  
1:49, TCU 7 - OU 0  
00:22 OU – Shepard, S. 21 yd pass from Mayfield, Baker (Seibert, Austin kick), 5-43  
1:35, TCU 7 - OU 7

2nd 11:16 OU – Seibert, Austin 35 yd field goal, 9-60 3:30, TCU 7 - OU 10  
06:12 OU – Seibert, Austin 32 yd field goal, 12-44 4:50, TCU 7 - OU 13  
05:06 OU – Westbrook, Dede 36 yd pass from Mayfield, Baker (Seibert, Austin kick), 2-38 0:34, TCU 7 - OU 20  
00:00 OU – Seibert, Austin 37 yd field goal, 13-66 2:44, TCU 7 - OU 23

3rd 12:43 TCU – Green, Aaron 26 yd run (Sawyer, Foster pass failed), 1-26 0:06, TCU 13 - OU 23  
07:55 OU – Perine, Samaje 72 yd run (Seibert, Austin kick), 3-92 1:14, TCU 13 - OU 30

4th 08:59 TCU – Turpin, K. 86 yd pass from Kohlhausen, B. (Oberkrom, Jaden kick), 1-86 0:14, TCU 20 - OU 30  
06:27 TCU – Oberkrom, Jaden 43 yd field goal, 5-20 1:53, TCU 23 - OU 30  
00:51 TCU – Porter, Emanuel 14 yd pass from Kohlhausen, B. (Kohlhausen, B. pass failed), 12-76 3:31, TCU 29 - OU 30

	TCU	OU
FIRST DOWNS	16	28
RUSHES-YARDS (NET)	36-161	59-333
PASSING YDS (NET)	229	203
Passes Att-Comp-Int	29-13-3	37-14-1
TOTAL OFFENSE PLAYS-YARDS	65-390	96-536
Fumble Returns-Yards	0-0	1-1
Punt Returns-Yards	0-0	1-1
Kickoff Returns-Yards	4-86	2-29
Interception Returns-Yards	1-0	3-0
Punts (Number-Avg)	9-43.0	9-37.7
Fumbles-Lost	1-1	0-0
Penalties-Yards	2-19	8-90
Possession Time	23:23	36:37
Third-Down Conversions	6 of 17	4 of 20
Fourth-Down Conversions	0 of 0	1 of 2
Red-Zone Scores-Chances	1-1	3-3
Sacks By: Number-Yards	4-18	2-5

**RUSHING: TCU** – Green, Aaron 24-127; Kohlhausen, B. 2-10; Johnson, T. 1-8; Sawyer, Foster 5-8; Nixon, Shaun 3-6; Turpin, K. 1-2. **Oklahoma** – Perine, Samaje 26-188; Mixon, Joe 11-87; Mayfield, Baker 10-42; Knight, Trevor 6-19; Westbrook, Dede 1-11; Brooks, Daniel 2-5; team 3-minus 19.

**PASSING: TCU** – Sawyer, Foster 8-18-3-107; Kohlhausen, B. 5-11-0-122. **Oklahoma** – Mayfield, Baker 9-20-0-127; Knight, Trevor 5-16-1-76; team 0-1-0-0.

**RECEIVING: TCU** – Nixon, Shaun 5-23; Listenbee, K. 4-98; Porter, Emanuel 2-23; Turpin, K. 1-86; Green, Aaron 1-minus 1. **Oklahoma** – Shepard, S. 8-111; Westbrook, Dede 1-36; Perine, Samaje 1-16; Andrews, Mark 1-15; Baxter, Jarvis 1-14; Neal, Durrn 1-7; Quick, Michiah 1-4.

**INTERCEPTIONS: TCU** – Kindred, D. 1-0. **Oklahoma** – Sanchez, Zack 2-0; Thomas, Ahmad 1-0.

**FUMBLES: TCU** – Johnson, T. 1-1. **Oklahoma** – None.

**SACKS (UA-A): TCU** – Carraway, Josh 2-1; Johnson, Denzel 1-0; O'Meally, Corry 0-1. **Oklahoma** – Tapper, Charles 1-0; Walker, Charles 1-0.

**TACKLES (UA-A): TCU** – Kindred, D. 6-3; Carraway, Josh 6-2; Howard, Travin 5-3; Dunham, Alec 5-2; O'Meally, Corry 3-4; Issahaku, R. 3-2; Lathan, Terrell 3-2; Orr, Nick 3-2; Summers, Ty 2-3; Mosley, T. 2-3; Wilson, Montrel 2-3; Johnson, Denzel 3-1; Bradley, Chris 1-2; Tuaua, Mike 0-3; Pierson, Davion 0-3; Porter, Emanuel 2-0; Curry, Aaron 1-1; Lewis, Julius 1-1; Listenbee, K. 1-0; Burnett, B. 0-1; Henderson, B. 0-1. **Oklahoma** – Striker, Eric 7-2; Evans, Jordan 6-1; Tapper, Charles 3-3; Alexander, D. 2-4; Thomas, Jordan 4-0; Bond, Devante 4-0; Sanchez, Zack 4-0; Parker, Steven 2-2; Romar, Matthew 1-2; Walker, Charles 2-0; Hunter, Ruben 1-0; Shannon, Frank 1-0; Thomas, Ahmad 1-0; Ward, DJ 1-0; Brooks, Daniel 0-1; Smallwood, J. 0-1; Dimon, Matt 0-1; Johnson, W. 0-1.

11/28/15 • Boone Pickens Stadium (58,231) • Stillwater, Okla.

	<b>#5 OKLAHOMA</b>	58
	<b>#9 OKLAHOMA STATE</b>	23

**STILLWATER, Okla.** – Oklahoma topped Oklahoma State 58-23 to claim its ninth Big 12 Championship in the last 16 years. The Sooners scored 44 points in the first half on the back of several big plays, including touchdown runs of 68 yards by Samaje Perine and 66 yards by Joe Mixon, and a 90-yard kickoff return by Alex Ross. OU racked up 344 yards on the ground and quarterback Baker Mayfield totaled three touchdowns (two passing) to soundly defeat their in-state rivals. Jordan Thomas registered a pair of interceptions and returned one for a score.

Score by Quarters	1	2	3	4	Score	
Oklahoma	14	30	7	7	–	58
Oklahoma State	10	10	3	0	–	23

Record: (11-1, 8-1)  
Record: (10-2, 7-2)

**Scoring Summary:**

1st 06:49 OSU – Grogan, Ben 43 yd field goal, 9-44 4:25, OU 0 - OSU 3  
06:33 OU – Shepard, S. 4 yd pass from Mayfield, Baker (Seibert, Austin kick), 1-4  
0:16, OU 7 - OSU 3  
04:36 OSU – Seales, Jhajuan 26 yd pass from Walsh, J.W. (Grogan, Ben kick), 5-70  
1:57, OU 7 - OSU 10  
02:04 OU – Perine, Samaje 68 yd run (Seibert, Austin kick), 1-68 0:11, OU 14 - OSU 10

2nd 13:49 OU – Mixon, Joe 66 yd run (Seibert, Austin kick), 4-76 1:21, OU 21 - OSU 10  
07:25 OU – Flowers, D. 5 yd pass from Mayfield, Baker (Seibert, Austin kick), 12-80  
3:52, OU 28 - OSU 10  
06:59 OU – Thomas, Jordan 32 yd interception return (Seibert, Austin kick blocked), ,  
OU 34 - OSU 10  
06:41 OSU – Washington, J. 72 yd pass from Walsh, J.W. (Grogan, Ben kick), 1-72  
0:18, OU 34 - OSU 17  
04:14 OU – Perine, Samaje 25 yd run (Seibert, Austin kick), 7-69 2:27, OU 41 - OSU 17  
01:14 OU – Seibert, Austin 40 yd field goal, 4-7 2:10, OU 44 - OSU 17  
00:00 OSU – Grogan, Ben 36 yd field goal, 11-56 1:14, OU 44 - OSU 20

3rd 08:46 OSU – Grogan, Ben 21 yd field goal, 11-70 4:52, OU 44 - OSU 23  
04:42 OU – Mayfield, Baker 5 yd run (Seibert, Austin kick), 10-72 4:04, OU 51 - OSU 23

4th 02:15 OU – Mixon, Joe 6 yd run (Seibert, Austin kick), 10-64 6:11, OU 58 - OSU 23

	OU	OSU
FIRST DOWNS	23	22
RUSHES-YARDS (NET)	42-344	29-132
PASSING YDS (NET)	180	325
Passes Att-Comp-Int	25-17-0	45-25-2
TOTAL OFFENSE PLAYS-YARDS	67-524	74-457
Fumble Returns-Yards	0-0	0-0
Punt Returns-Yards	1-2	0-0
Kickoff Returns-Yards	5-170	7-163
Interception Returns-Yards	2-68	0-0
Punts (Number-Avg)	3-45.3	5-38.0
Fumbles-Lost	0-0	1-0
Penalties-Yards	4-33	2-10
Possession Time	29:27	30:33
Third-Down Conversions	8 of 14	6 of 16
Fourth-Down Conversions	1 of 1	1 of 2
Red-Zone Scores-Chances	4-4	2-3
Sacks By: Number-Yards	0-0	2-4

**RUSHING: Oklahoma** – Mixon, Joe 14-136; Perine, Samaje 17-131; Mayfield, Baker 11-77. **Oklahoma State** – Walsh, J.W. 12-50; Carson, Chris 7-38; Taylor, Raymond 3-26; Childs, Rennie 5-18; Carr, Jeff 2-0.

**PASSING: Oklahoma** – Mayfield, Baker 17-25-0-180. **Oklahoma State** – Walsh, J.W. 25-42-1-325; Rudolph, Mason 0-3-1-0.

**RECEIVING: Oklahoma** – Shepard, S. 10-87; Baxter, Jarvis 2-15; Westbrook, Dede 1-26; Neal, Durrn 1-22; Mixon, Joe 1-14; Perine, Samaje 1-11; Flowers, D. 1-5. **Oklahoma State** – Washington, J. 7-169; Seales, Jhajuan 3-59; Glidden, David 3-24; McCleskey, Jalen 3-1; Ateman, Marcell 2-23; Sheperd, Brandon 2-23; Carson, Chris 2-3; Hays, Austin 1-19; Carr, Jeff 1-3; Childs, Rennie 1-1.


**INTERCEPTIONS: Oklahoma** – Thomas, Jordan 2-68. **Oklahoma State** – None.

**FUMBLES: Oklahoma** – None. **Oklahoma State** – Walsh, J.W. 1-0.

**SACKS (UA-A): Oklahoma** – None. **Oklahoma State** – Ogbah, Emmanuel 1-0; Jacobs, Seth 1-0.

**TACKLES (UA-A): Oklahoma** – Evans, Jordan 5-4; Sanchez, Zack 5-1; Thomas, Jordan 4-2; Parker, Steven 3-3; Bond, Devante 4-1; Thomas, Ahmad 2-1; Striker, Eric 2-1; Walker, Charles 2-1; Hunter, Ruben 2-1; Alexander, D. 1-2; Dimon, Matt 2-0; Johnson, W. 2-0; Quick, Michiah 1-0; Ward, DJ 1-0; Shannon, Frank 1-0; Tapper, Charles 1-0; Smallwood, J. 1-0; Green, Marcus 0-1; Overton, M. 0-1; Evans, Tay 0-1; Orso-Bacchus, D 0-1; Haughton, K. 0-1. **Oklahoma State** – Whitener, Chad 5-5; Flowers, Tre 7-1; Peterson, Kevin 7-0; Jacobs, Seth 6-1; Burton, Jordan 4-2; Taylor, Vincent 3-3; Sterns, Jordan 2-4; Owens, Jarrell 3-0; Ogbah, Emmanuel 2-0; Brailford, J. 1-1; Harding, Dylan 1-0; Averette, D. 1-0; Hardeman, Chris 1-0; Taylor, Raymond 1-0; Jones, M. 1-0; Lampkin, Ashton 1-0; Tucker, Kirk 1-0; Clark, Trace 1-0; Curry, Darius 0-1; Washington, J. 0-1; Maile, Motekiai.





**1**  
**DOMINIQUE ALEXANDER**

Linebacker  
6-0, 220, Jr.  
Tulsa, Okla.  
Booker T. Washington High School

YEAR	GP-GS	UT	AT	TOTAL	TFL	SACKS	INT	FF	FR	PBU
2013	13-8	50	30	80	3.5-4	1.0-1	0	2	0	1
2014	13-13	48	59	107	6.0-22	1.5-14	0	1	0	0
2015	12-12	50	41	91	7.0-14	1.5-5	1-0	0	0	2
<b>Career</b>	<b>38-33</b>	<b>148</b>	<b>130</b>	<b>278</b>	<b>16.5-40</b>	<b>4.0-20</b>	<b>1-0</b>	<b>3</b>	<b>0</b>	<b>3</b>

**2015**

All-Big 12 First Team honoree ... has started all 12 games at inside linebacker ... had three tackles at Oklahoma State (11/28) ... broke up a pass and had six tackles against TCU (11/21) ... produced seven tackles, including 1.0 for loss, at Baylor (11/14) ... made seven tackles against Iowa State (11/7) ... led team with 11 tackles, including one for loss, at Kansas (10/31) ... intercepted the first pass of his career and had seven tackles against Texas Tech (10/24) ... broke up a pass and made two tackles at Kansas State (10/17) ... recorded eight tackles against Texas (10/10) ... made eight tackles, including 1.5 TFL and 0.5 sacks, against West Virginia (10/3) ... set season high with 13 tackles, including 0.5 for loss, against Tulsa (9/19) ... notched nine tackles with 0.5 for loss at Tennessee (9/12) ... had a team-high 10 tackles, including one sack and a career-high 2.5 tackles for loss, against Akron (9/5).

**2014**

Named to the All-Big 12 Second Team by the AP and Phil Steele ... started all 13 games at inside linebacker ... produced nine tackles in the Russell Athletic Bowl against Clemson (12/29) ... assisted on five tackles, including 0.5 tackles for loss, against Oklahoma State (12/6) ... had a team-high seven tackles against Kansas (11/22) ... forced a fumble, had one sack and made 10 tackles at Texas Tech (11/15) ... set season high with 18 tackles, including 1.5 tackles for loss and 0.5 sacks, against Baylor (11/8) ... recorded a team-high seven tackles at Iowa State (11/1) ... posted five tackles with one tackle for loss against Kansas State (10/18) ... had 11 tackles against Texas (10/11) ... tallied eight tackles at TCU (10/4) ... made eight tackles with 0.5 tackles for loss at West Virginia (9/20) ... posted 12 tackles with one tackle for loss against Tennessee (9/13) ... recorded seven tackles at Tulsa (9/6) ... made three tackles with 0.5 tackles for loss against Louisiana Tech (8/30).

**2013**


Named the Big 12 Defensive Newcomer of the Year by the AP and San Antonio Express-News and Big 12 Defensive Freshman of the Year by the coaches ... named First-Team Freshman All-American by FWAA and Second-Team Freshman All-American by Phil Steele ... played in all 13 games with starts in the last eight contests ... forced a fumble and tallied five tackles in the Sugar Bowl vs. Alabama (1/2) ... posted a team-high 10 tackles at Oklahoma State (12/7) ... recorded three tackles at Kansas State (11/23) ... team-high 11 tackles with 1.0 TFL against Iowa State (11/16) ... at Baylor (11/7), made 11 tackles, including a safety, and had a forced fumble ... against Texas Tech (10/26), finished with four tackles ... at Kansas (10/19) had seven tackles with one pass breakup ... in first career start, set career high against Texas (10/12) with 19 tackles and added 1.0 TFL ... tallied four tackles at Notre Dame (9/28) ... made four tackles with 0.5 TFL against Tulsa (9/14) ... made Sooners debut with one tackle against ULM (8/31).

**High School**

Three-star recruit by 247sports.com, Scout.com, ESPN.com, Rivals.com and PrepStar.com ... No. 43 athlete (Rivals) ... No. 115 athlete (ESPN) ... No. 88 safety (Scout) ... No. 132 wide receiver (247Sports) ... No. 4 player in Oklahoma (Rivals) ... No. 10 player in Oklahoma (247sports) ... No. 12 player in Oklahoma (ESPN) ... No. 195 player in Midlands Region (ESPN) ... recorded 130 tackles, 16 tackles for loss, 4.0 sacks, an INT and 14 passes defended as a senior ... had offers from Arkansas, Kansas State, Oklahoma State and Nebraska.

**Personal**

Son of Derrick Alexander, Sr. and Nicole Holman-Alexander ... father, Derrick, Sr., played at Oklahoma State ... brother, Derrick, Jr., is currently a redshirt junior at Tulsa ... majoring in criminology.



**68**  
**JONATHAN ALVAREZ**

Guard  
6-3, 297, So.  
Mesquite, Texas  
Horns High School

YEAR	GP-GS
2014	1-0
2015	11-9
<b>Career</b>	<b>12-9</b>

**2015**

Has played in 11 games with nine starts (eight at left guard, one at center) ... started at left guard against Oklahoma State (11/28), TCU (11/21) and Baylor (11/14) ... missed the game against Iowa State (11/7) due to injury ... started at left guard against Kansas (10/31), Texas Tech (10/24) and Kansas State (10/17) ... made first career start at center against Tulsa (9/19) ... started at left guard at Tennessee (9/12) ... made first start of career at left guard against Akron (9/5).

**2014**


Played in one game, making Sooners' debut against Louisiana Tech (8/30).

**High School**

Three-star recruit by ESPN.com ... Two-star recruit by Rivals.com, 247sports.com and Scout.com ... No. 27 center (Scout.com) ... No. 58 offensive guard (ESPN.com) ... No. 120 offensive guard (247sports.com) ... Also offered by Houston, ULM and New Mexico State.

**Personal**

Son of Rick and Maria Alvarez ... majoring in management.



**81**  
**MARK ANDREWS**

Wide Receiver  
6-5, 245, R-Fr.  
Scottsdale, Ariz.  
Desert Mountain High School

YEAR	GP-GS	REC	YDS	AVG	TD	LONG
2015	12-1	17	286	16.8	6	61
<b>Career</b>	<b>12-1</b>	<b>17</b>	<b>286</b>	<b>16.8</b>	<b>6</b>	<b>61</b>

**2015**

All-Big 12 Second Team honoree ... has played in all 12 games with one start ... caught one pass for 15 yards against TCU (11/21) ... made first start of career at Baylor (11/14) ... lone reception was a 55 yard touchdown against Iowa State (11/7) ... set career high with five catches for 46 yards at Kansas (10/31) ... grabbed a 13-yard touchdown pass against Texas Tech (10/24) ... caught a three-yard touchdown pass at Kansas State (10/17) ... scored on a 17-yard touchdown grab against West Virginia (10/3) ... caught three passes for a career-high 87 yards and two touchdowns against Tulsa (9/19) ... made Sooners debut catching four passes for 50 yards against Akron (9/5).

**2014**

Redshirted.

**High School**

Four-star recruit by 247sports.com, Rivals.com, ESPN.com and Scout.com ... Three-year starter ... Registered 68 receptions for 1,122 yards and 17 touchdowns as a senior ... Had 81 receptions for 1,494 yards and 21 touchdowns as a junior ... Caught 58 passes for 1,058 yards and 10 touchdowns as a sophomore ... Played for the West in the Army All-American game ... No. 7 tight end (ESPN.com) ... No. 10 tight end (Scout.com) ... No. 13 tight end (Rivals.com) ... No. 2 player in Arizona (Rivals.com) ... No. 4 player in Arizona (247sports.com) ... No. 7 player in Arizona (ESPN.com) ... Also had offers from Alabama, Michigan, Nebraska, Notre Dame, Ohio State and USC.

**Personal**

Son of Paul and Martha Andrews ... majoring in energy management.



**27**  
**DAKOTA AUSTIN**

Cornerback  
5-10, 157, Jr.  
Lancaster, Texas  
Lancaster High School

YEAR	GP-GS	UT	AT	TOTAL	TFL	SACKS	INT	FF	FR	PBU
2013	5-0	3	1	4	0.0-0	0.0-0	1-0	0	0	0
2014	5-0	3	1	4	0.0-0	0.0-0	0	0	0	0
2015	10-2	23	2	25	1.0-5	0.0-0	2-38	0	0	3
<b>Career</b>	<b>20-2</b>	<b>29</b>	<b>4</b>	<b>33</b>	<b>1.0-5</b>	<b>0.0-0</b>	<b>3-38</b>	<b>0</b>	<b>0</b>	<b>3</b>

**2015**

Has played in 10 games with two starts ... saw playing time against Oklahoma State (11/28), TCU (11/21) and Baylor (11/14) ... intercepted a pass, broke up another and had nine tackles, including the first TFL of his career, in start against Iowa State (11/7) ... made the first start of his career and recorded five tackles with two pass breakups at Kansas (10/31) ... had a career-high 11 tackles and an interception against Texas Tech (10/24) ... saw playing time against Kansas State (10/17), Texas (10/10), Tennessee (9/12) and Akron (9/5).

**2014**

Played in five of 13 games, appearing in the first three contests of the season, at Iowa State (11/1) and in the Russell Athletic Bowl against Clemson (12/29) ... equaled season high with two tackles at Tulsa (9/6) ... made season high two tackles against Louisiana Tech (8/30).

**2013**

Played in five of 13 games ... tallied one tackle at Oklahoma State (12/7) ... intercepted the first pass of career and had a season-high two tackles against Iowa State (11/16) ... recorded first tackle of career against Tulsa (9/14) ... made Sooners debut against West Virginia (9/7).

**High School**

Three-star recruit by Scout.com ... Three-star recruit by 247sports.com ... Two-star recruit by Rivals.com ... Had offers from Texas Tech, Nevada, Tulsa, UNLV, Indiana and Utah State.

**Personal**

Son of Mark and Robbie Austin ... majoring in Arts & Sciences Planned Program.



**1**  
**JARVIS BAXTER**

Wide Receiver  
5-11, 160, Jr.  
Garland, Texas  
Trinity Valley Community College

YEAR	GP-GS	REC	YDS	AVG	TD	LONG
2015	12-5	17	182	10.7	1	29
<b>Career</b>	<b>12-5</b>	<b>17</b>	<b>182</b>	<b>10.7</b>	<b>1</b>	<b>29</b>

**2015**


Has played in all 12 games with five starts at wide receiver ... hauled in two passes for 15 yards in start at Oklahoma State (11/28) ... had one reception for 14 yards in start against TCU (11/21) ... caught one pass for 12 yards against Iowa State (11/7) ... started at Kansas (10/31) and made two catches for 12 yards with one punt return for 10 yards ... had one catch for 18 yards against Texas Tech (10/24) ... caught one pass for seven yards in start at Kansas State (10/17) ... recorded two receptions for 17 yards against Texas (10/10) ... scored first career touchdown on 29-yard reception against Tulsa (9/19) ... caught one pass for seven yards at Tennessee (9/12) ... made Sooners debut with start against Akron (9/5), catching game-high five passes for 51 yards.

**Junior College**

Rated as a three-star recruit by 247Sports and two-star WR by Rivals ... ranked as the No. 19 juco wide receiver by 247Sports ... led team with 62 receptions for 1,205 yards and 18 touchdowns during 2014 season to ... added 11 punt returns for 200 yards ... finished third nationally in receiving yards and touchdown receptions, seventh in receiving yards per game (100.4) and eighth in receptions ... placed on the All-Southwestern Junior College Football Conference Second Team ... as a freshman, caught 49 passes for 767 yards and eight touchdowns ... also offered by South Florida, North Texas and Troy, among others.

**Personal**

Majoring in sociology.



**23**  
**DEVANTE BOND**

Linebacker  
6-1, 238, Sr.  
Sacramento, Calif.  
Sierra Community College

YEAR	GP-GS	UT	AT	TOTAL	TFL	SACKS	INT	FF	FR	PBU
2014	12-3	18	11	29	4.0-7	0.0-0	0	0	0	0
2015	8-4	24	13	37	6.0-26	2.0-18	0	1	1-0	1
<b>Career</b>	<b>20-7</b>	<b>42</b>	<b>24</b>	<b>66</b>	<b>10.0-33</b>	<b>2.0-18</b>	<b>0</b>	<b>1</b>	<b>1-0</b>	<b>1</b>

**2015**

Has played in eight games with four starts at outside linebacker ... missed four games from Oct. 10-31 due to injury ... produced five tackles, including 1.5 for loss, and a pass breakup in start at Oklahoma State (11/28) ... recorded four tackles against TCU (11/21) ... tallied eight tackles with 0.5 for loss and a fumble recovery at Baylor (11/14) ... posted two tackles, including one for loss, in start against Iowa State (11/7) ... started against West Virginia (10/3) and matched a career-high with six tackles, including 1.0 TFL ... blocked a field goal and had three tackles against Tulsa (9/19) ... started at Tennessee (9/12) with a career-high 2.0 sacks, one forced fumble and five total tackles ... made four tackles against Akron (9/5).

**2014**

Played in 12 of 13 games with starts at outside linebacker in the final three games of the season ... matched career high with six tackles, including a tackle for loss, and blocked a kick in the Russell Athletic Bowl against Clemson (12/29) ... recorded two tackles in start against Oklahoma State (12/6) ... made first career start against Kansas (11/22) and had a career-high six tackles ... posted two tackles against Baylor (11/8) ... tallied four tackles, including 2.0 tackles for loss, at Iowa State (11/1) ... recorded first tackle for loss against Kansas State (10/18) ... made three tackles against Texas (10/11) ... did not play in the contest at TCU (10/4) ... in Sooners debut, recorded two tackles against Louisiana Tech (8/30).

**Junior College**

Early enrollee who started classes at OU in January 2014 ... Three-star JUCO recruit by Scout.com, Rivals.com and ESPN.com ... Recorded 77 tackles in 11 games and 17.0 sacks with three fumble recoveries ... Finished the year with 27.0 tackles for a loss of 159 yards and added four pass breakups ... Also had offers from Arizona State, Mississippi and Nebraska.

**Personal**

Majoring in Arts & Sciences Planned Program.



**84**  
**GRANT BOTHUN**

Wide Receiver  
5-11, 187, R-Jr.  
Rowlett, Texas  
Rowlett High School

YEAR	GP-GS	REC	YDS	AVG	TD	LONG
2013	13-0	0	0	—	0	—
2014	13-0	0	0	—	0	—
2015	12-0	3	34	11.3	0	11
<b>Career</b>	<b>38-0</b>	<b>3</b>	<b>34</b>	<b>11.3</b>	<b>0</b>	<b>11</b>

**2015**

Has served as holder on kicks in all 12 games ... had one catch for eight yards against Iowa State (11/7) ... made one reception for 15 yards at Kansas (10/31) ... caught the first pass of his career for 11 yards at Kansas State (10/17).

**2014**

Named to the Academic All-Big 12 First Team ... served as the team's holder on kicks in all 13 games.

**2013**


Served as the team's holder on field goals and extra points for all 13 games ... threw an eight-yard touchdown pass on a fake field goal at Oklahoma State (12/7) ... made Sooners debut against ULM (8/31) ... Academic All-Big 12 First Team.

**2012**

Redshirted.

**Personal**

Son of Gary Bothun ... majoring in energy management.



**78**  
**ORLANDO BROWN**

Tackle  
6-8, 342, R-Fr.  
Duluth, Ga.  
Peachtree Ridge High School

YEAR	GP-GS
2015	12-12
<b>Career</b>	<b>12-12</b>

**2015**  
Named Freshman All-American by Sporting News ... All-Big 12 Honorable Mention honoree ... has started all 12 games at left tackle ... made Sooners debut with start at left tackle in season opener against Akron (9/5), becoming one of 10 freshmen in OU history to start a game at offensive tackle.


**2014**  
Redshirted.

**High School**  
Three-star recruit by ESPN.com, 247sports.com, Scout.com, and Rivals.com ... No. 35 offensive tackle (ESPN.com) ... No. 29 offensive tackle (247sports.com) ... Held offers from Alabama, Auburn, Clemson, Florida State, Notre Dame, Ohio State, and Tennessee.

**Personal**  
Son of the late Orlando "Zeus" Brown who played in the NFL for more than a decade ... majoring in African and African-American studies.



Redshirt freshman Orlando Brown has started all 12 games at left tackle this season. He was named a Freshman All-American by Sporting News.



**4**  
**HATARI BYRD**

Safety  
6-1, 206, Jr.  
Fresno, Calif.  
Central East High School

YEAR	GP-GS	UT	AT	TOTAL	TFL	SACKS	INT	FF	FR	PBU
2013	5-0	1	2	3	0.0-0	0.0-0	0	0	0	0
2014	13-0	10	7	17	0.0-0	0.0-0	0	1	0	3
2015	12-2	14	15	29	0.0-0	0.0-0	0	0	0	0
<b>Career</b>	<b>30-2</b>	<b>25</b>	<b>24</b>	<b>49</b>	<b>0.0-0</b>	<b>0.0-0</b>	<b>0</b>	<b>1</b>	<b>0</b>	<b>3</b>


**2015**  
Has played in all 12 games with two starts at free safety ... assisted on one tackle against Iowa State (11/7) ... had one tackle at Kansas (10/31) ... made five tackles against Texas (10/10) ... had two tackles against West Virginia (10/3) ... started at free safety and recorded a career-high 15 tackles against Tulsa (9/19) ... made first start of career at free safety and posted five tackles against Akron (9/5).

**2014**  
Played in all 13 games ... assisted on a tackle against Oklahoma State (12/6) ... recorded three tackles against Kansas (11/22) ... set season high with four tackles and broke up a pass at Iowa State (11/1) ... posted two tackles at TCU (10/4) ... made one tackle at West Virginia (9/20) ... forced the first fumble of his career and had one tackle against Tennessee (9/13) ... had three tackles and broke up a pass at Tulsa (9/6) ... broke up a pass and made two tackles against Louisiana Tech (8/30).

**2013**  
Played in five of 13 games ... saw playing time against Kansas State (11/23), Iowa State (11/16) and at Baylor (11/7) ... recorded first three tackles of career against Tulsa (9/14) ... made Sooners debut against ULM (8/31).

**High School**  
Four-star recruit by ESPN.com, Rivals, Scout, PrepStar.com and 247sports.com ... Posted 97 tackles (32 solo), two INTs, four passes defended, three forced fumbles and two fumble recoveries as a senior ... Had two tackles in the Semper Fidelis All-American Bowl Game ... Selected for the 2013 Gridiron Kings Game and The Opening summer prospect camp ... Offered by Arizona St., Cal, Georgia, Notre Dame, Ole Miss, Notre Dame and UCLA.

**Personal**  
Son of Archie Byrd and Laquesha Coleman ... majoring in criminology ... pronunciation: huh-TAR-ee.



**63**  
**ALEX DALTON**

Center  
6-3, 290, R-Fr.  
Troy, Ohio  
Troy High School

YEAR	GP-GS
2015	7-0
<b>Career</b>	<b>7-0</b>

**2015**  
Has played in seven games ... saw playing time against Baylor (11/14), Iowa State (11/7), Kansas (10/31), Texas Tech (10/24), Kansas State (10/17) and Tulsa (9/19) ... made Sooners debut against Akron (9/5).

**2014**  
Redshirted.

**High School**  
Four-star recruit by ESPN.com and Rivals.com ... Three-star recruit by 247sports.com and Scout.com ... No. 6 center (ESPN.com) ... No. 10 center (Rivals.com) ... No. 24 center (Scout.com) ... No. 34 offensive tackle (247sports.com) ... No. 5 player in Ohio (Rivals.com) ... No. 13 player in Ohio (ESPN.com) ... Extended offers from Arkansas, Michigan State, Nebraska, Penn State and Stanford.

**Personal**  
Majoring in management.





**56**  
**TY DARLINGTON**

Center  
6-3, 286, Sr.  
Apopka, Fla.  
Apopka High School

YEAR	GP-GS
2012	9-1
2013	3-0
2014	13-13
2015	11-11
<b>Career</b>	<b>36-25</b>

**2015**  
Named Academic All-American ... Winner of William V. Campbell Trophy (nation's top scholar-athlete) and Wuerffel Trophy (for community service) ... All-Big 12 First Team honoree ... has played in and started 11 games at center ... did not play against Tulsa (9/19) due to injury.

**2014**  
Named to Academic All-America First Team and to Academic All-District team ... Academic All-Big 12 First Team honoree ... started at center in all 13 games.

**2013**  
Played in three of 13 games ... saw playing time against Texas Tech (10/26), Notre Dame (9/28) and ULM (8/31).

**2012**  
Played in nine games and made first career start at center for an injured Gabe Ikard vs. Baylor (11/10).

**High School**  
Selected to the U.S. Army All-American Bowl ... Four-star recruit by ESPN.com, Rivals.com, Scout.com and 247sports.com ... No. 2 player in Orlando Sentinel Super 60 for Central Florida ... No. 5 player in Orlando Sentinel's Florida Top 100 ... Two-time first team All-State ... Two-time Orlando Sentinel Class 8A All-Central Florida ... No. 43 in Super Southeast 120 ... Class Valedictorian for Apopka HS ... carried a 5.1 weighted GPA at Apopka High School ... scored a 33 on his ACT and recorded a 2060 SAT ... also wrestled in high school.

**Personal**  
Son of Rick and Shelly Darlington ... graduated in arts and sciences planned program ... now pursuing a masters degree in adult and higher education... father is head coach at Apoka HS in Apoka, Fla. ... mother was an OU pom squad member as an undergraduate ... brother, Zack, is a quarterback at Nebraska.



**94**  
**MATT DIMON**

Defensive Tackle  
6-2, 260, Jr.  
Katy, Texas  
Katy High School

YEAR	GP-GS	UT	AT	TOTAL	TFL	SACKS	INT	FF	FR	PBU
2013	12-0	3	2	5	0.0-0	0.0-0	0	0	0	0
2014	8-0	3	10	13	1.0-3	0.5-3	0	0	0	1
2015	12-12	16	16	32	7.0-25	2.5-15	0	1	0	0
<b>Career</b>	<b>32-12</b>	<b>22</b>	<b>28</b>	<b>50</b>	<b>8.0-28</b>	<b>3.0-18</b>	<b>0</b>	<b>1</b>	<b>0</b>	<b>1</b>

**2015**  
Has started all 12 games ... posted two tackles, including one for loss, at Oklahoma State (11/28) ... assisted on a tackle against TCU (11/21) ... made one stop at Baylor (11/14) ... assisted on two tackles against Iowa State (11/7) ... recorded three tackles with 1.0 for loss at Kansas (10/31) ... posted three tackles with 1.5 for loss and 0.5 sacks against Texas Tech (10/24) ... made three tackles with one sack at Kansas State (10/17) ... assisted on two tackles against Texas (10/10) ... forced a fumble and set career high with seven tackles, including a sack, against West Virginia (10/3) ... made three tackles against Tulsa (9/19) ... tallied two tackles at Tennessee (9/12) ... made the first start of his career at defensive tackle against Akron (9/5), recording three tackles with a career-high 1.5 tackles for loss.

**2014**  
Played in eight of 13 games ... missed games from 9/6-10/11 due to injury ... had one assisted tackle against Clemson in the Russell Athletic Bowl (12/29) ... assisted on a tackle against Oklahoma State (12/6) ... assisted on three tackles against Kansas (11/22) ... made one tackle at Texas Tech (11/15) ... had 0.5 tackles for loss against Baylor (11/8) ... assisted on a tackle at Iowa State (11/1) ... made one tackle against Kansas State (10/18) ... season-high four tackles with half a sack and a blocked extra point against Louisiana Tech (8/30).

**2013**  
Played in 12 of 13 games, missing the contest at Oklahoma State (12/7) ... season-high two tackles and blocked a punt that resulted in a safety at Kansas (10/19) ... made one tackle vs. Texas (10/12) ... recorded one tackle at Notre Dame (9/28) ... made first tackle of career against Tulsa (9/14) ... made Sooners debut against ULM (8/31).


**High School**  
Four-star recruit by ESPN.com and Scout.com ... Three-star recruit by Rivals.com, 247sports.com and PrepStar.com ... Key part of Class 5A State Championship team with 55 tackles, 12.0 sacks and six forced fumbles as a senior ... Offers from Missouri, Ole Miss, Baylor, Texas Tech, Vanderbilt and Arkansas.

**Personal**  
Son of Rick and Cindi Dimon ... majoring in criminology ... pronunciation: DIE-mon.



Senior Ty Darlington (left) has anchored a young offensive line for the Sooners in 2015, starting at center in 11 games (missed Tulsa game due to injury).





26

**JORDAN EVANS**

Linebacker  
6-2, 239, Jr.  
Norman, Okla.  
Norman North High School

YEAR	GP-GS	UT	AT	TOTAL	TFL	SACKS	INT	FF	FR	PBU
2013	8-0	6	6	12	0.5-0	0.0-0	0	0	0	1
2014	13-13	55	38	93	6.5-9	0.0-0	1-0	2	1-0	3
2015	10-9	46	33	79	5.0-24	1.0-13	0	1	1-41	4
<b>Career</b>	<b>31-22</b>	<b>107</b>	<b>77</b>	<b>184</b>	<b>12.0-33</b>	<b>1.0-13</b>	<b>1-0</b>	<b>3</b>	<b>2-41</b>	<b>8</b>

**2015**

Named to All-Big 12 Second Team ... has played in 10 games with nine starts (did not start vs. TCU) at inside linebacker (did not play against Kansas or Texas Tech due to injury) ... led team with nine tackles, including one for loss, at Oklahoma State (11/28) ... broke up two passes and added seven tackles against TCU (11/21) ... led team with nine tackles, including 1.0 for loss, and forced a fumble at Baylor (11/14) ... broke up two passes and made seven tackles against Iowa State (11/7) ... tied for team lead with four tackles at Kansas State (10/17) ... tied season high with 11 tackles, including 0.5 TFL, against Texas (10/10) ... returned a fumble 41 yards for his first career touchdown, set career high with 2.0 TFL and 1.0 sacks and added nine tackles against West Virginia (10/3) ... set season high with 11 tackles against Tulsa (9/19) ... recorded seven tackles at Tennessee (9/12) ... made five tackles, including 0.5 for loss, against Akron (9/5).

**2014**

Named to the Academic All-Big 12 First Team ... started all 13 games at inside linebacker ... broke up a pass and had six tackles with an assist on a tackle for loss against Clemson in the Russell Athletic Bowl (12/29) ... posted a team-high nine tackles with one tackle for loss against Oklahoma State (12/6) ... assisted on two tackles against Kansas (11/22) ... led team with eight tackles, including a tackle for loss, at Texas Tech (11/15) ... had six tackles, including a tackle for loss, against Baylor (11/8) ... recovered a fumble, broke up two passes and made four tackles at Iowa State (11/1) ... had a team-high seven tackles with one tackle for loss against Kansas State (10/18) ... set career high with 14 tackles, including 0.5 tackles for loss, against Texas (10/11) ... intercepted the first pass of his career, forced a fumble and made 10 tackles at TCU (10/4) ... tallied 11 tackles, including 1.0 tackle for loss, at West Virginia (9/20) ... posted nine tackles against Tennessee (9/13) ... had three tackles at Tulsa (9/6) ... made the first start of his career at inside linebacker against Louisiana Tech (8/30) and recorded two tackles and forced a fumble.

**2013**

Played in eight of the 13 games, missing the Alabama (1/2), Oklahoma State (12/7), Kansas State (11/23), Iowa State (11/16) and Kansas (10/19) contests ... set season high with eight tackles and broke up a pass against Texas Tech (10/26) ... recorded first four tackles of career with 0.5 TFL against Tulsa (9/14) ... made Sooners debut against ULM (8/31).

**High School**

Three-star recruit by Rivals.com, ESPN.com, 247sports.com and PrepStar.com ... Two-star recruit by Scout.com ... Had 94 tackles (72 solo), 9.0 sacks, two FF and a FR as a senior ... Had 87 tackles, 2.0 sacks, three INTs and a forced fumble as a junior ... Returned four kickoffs and two punts for TDs in his career ... Father, Scott Evans, was a three-time all-Big Eight DT at Oklahoma (1988-90) ... Had offers from Air Force, Colorado State, Navy and UNLV.

**Personal**

Son of Scott and Tenika Evans ... father, Scott, was a three-time all-Big Eight DT at Oklahoma (1988-90) ... majoring in health and exercise science.



9

**TAY EVANS**

Linebacker  
6-2, 235, R-Fr.  
Allen, Texas  
Allen High School

YEAR	GP-GS	UT	AT	TOTAL	TFL	SACKS	INT	FF	FR	PBU
2015	9-0	5	3	8	0.0-0	0.0-0	0	0	0	0
<b>Career</b>	<b>9-0</b>	<b>5</b>	<b>3</b>	<b>8</b>	<b>0.0-0</b>	<b>0.0-0</b>	<b>0</b>	<b>0</b>	<b>0</b>	<b>0</b>

**2015**

Has played in nine games ... assisted on a tackle at Oklahoma State (11/28) ... saw playing time at Kansas (10/31) ... tied career high with two tackles against Texas Tech (10/24) ... played at Kansas State (10/17) ... recorded one tackle against Texas (10/10) ... made one solo tackle against West Virginia (10/3) ... saw playing time against Tulsa (9/19) ... assisted on a tackle at Tennessee (9/12) ... made Sooners debut with two tackles against Akron (9/5).

**2014**


Redshirted.

**High School**

Three-star recruit by ESPN.com, Rivals.com, Scout.com and 247sports.com ... No. 44 outside linebacker (ESPN.com) ... No. 52 outside linebacker (Scout.com) ... No. 64 outside linebacker (247sports.com) ... No. 81 player in Texas (Rivals.com) ... No. 84 player in Texas (ESPN.com) ... No. 98 player in Texas (247sports.com) ... Was extended offers from Arizona State, Kansas State and Stanford.

**Personal**

Majoring in health and exercise science.



72

**DEREK FARNIOK**

Tackle  
6-8, 339, R-Sr.  
Sioux Falls, S.D.  
Washington High School

YEAR	GP-GS
2012	10-0
2013	4-1
2014	13-0
2015	12-4
<b>Career</b>	<b>39-5</b>

**2015**

Has played in all 12 games with four starts at left guard ... started against Iowa State (11/7), Texas (10/10) and West Virginia (10/3) ... made first career start at left guard against Tulsa (9/19).

**2014**

Played in all 13 games.

**2013**

Played in four of 13 games ... made the first start of his career when he lined up at left tackle at Oklahoma State (12/7) ... saw playing time against Kansas State (11/23) and Iowa State (11/16) ... made season debut at Notre Dame (9/28).

**2012**

Played in 10 games, working primarily on special teams ... also saw spot duty on offense.

**2011**

Redshirted.

**High School**

Four-star recruit by Tom Lemming's MaxPreps ... three-star recruit by ESPN.com, Rivals.com and Scout.com ... helped lead high school squad to a 14-0 season.

**Personal**

Son of Brad Farniok and Christine and Rich Jones ... brother, Tom, was Iowa State's starting center in 2013 ... father played at St. Cloud State and uncle played at South Dakota State ... majoring in human relations ... pronunciation: FAR-nee-ock.



**36**  
**DIMITRI FLOWERS**

Fullback  
6-2, 228, So.  
San Antonio, Texas  
Churchill High School

YEAR	GP-GS	REC	YDS	AVG	TD	LONG	RUSH	YDS	AVG	TD	LONG
2014	13-5	9	92	10.2	0	16	0	14	—	0	—
2015	12-4	8	130	16.2	4	75	0	0	—	0	—
<b>Career</b>	<b>25-9</b>	<b>17</b>	<b>222</b>	<b>13.1</b>	<b>4</b>	<b>75</b>	<b>0</b>	<b>14</b>	<b>—</b>	<b>0</b>	<b>—</b>

**2015**  
Named All-Big 12 Honorable Mention ... has played in all 12 games with four starts ... caught a five-yard TD pass at Oklahoma State (11/28) ... made two catches for 26 yards, including a touchdown, at Baylor (11/14) ... caught two passes for career-high 81 yards, including a 75-yard TD, in start against Iowa State (11/7) ... recorded two receptions for 14 yards, including the first TD of his career, in start at h-back against Texas (10/10) ... started at h-back against West Virginia (10/3) and Tulsa (9/19) ... caught one pass for four yards against Akron (9/5).

**2014**  
Played in all 13 games with starts against Louisiana Tech, Tennessee, West Virginia, Kansas State and Kansas ... caught two passes for 17 yards in the Russell Athletic Bowl against Clemson (12/29) ... made one catch for 11 yards and gained 14 yards on a lateral at Iowa State (11/1) ... caught one pass for 16 yards against Kansas State (10/18) ... made one tackle on special teams at TCU (10/4) ... tied career high with 24 receiving yards on two catches at Tulsa (9/6) ... made Sooners debut by starting at FB against Louisiana Tech (8/30) and catching three passes for 24 yards.

**High School**  
Early enrollee who started classes at OU in January ... Three-star recruit by ESPN.com, Rivals.com, 247sports.com and Scout.com ... No. 5 fullback (Scout.com) ... No 45 athlete (Rivals.com) ... No. 98 athlete (ESPN.com) ... No. 85 player in Texas (Rivals.com) ... Also had offers from Boise State, Houston and Nevada.

**Personal**  
Majoring in management.



**76**  
**SAM GRANT**

Tackle  
6-6, 274, R-Jr.  
North Royalton, Ohio  
St. Edward High School

YEAR	GP-GS
2014	13-0
2015	9-0
<b>Career</b>	<b>22-0</b>

**2015**  
Has played in nine games ... caught a one-yard touchdown pass at Kansas (10/31).

**2014**  
Played in all 13 games ... made Sooners debut against Louisiana Tech (8/30).

**2013**  
Did not play.

**2012**  
Redshirted.

**High School**  
Three-star recruit by ESPN.com, Rivals.com, Scout.com and 247sports.com ... had 16 receptions for 252 yards and three touchdowns as a junior ... also had 88 pancake blocks for a team that had three different players rush for over 950 yards ... helped lead team to 2010 Division I state title with a perfect 15-0 record.

**Personal**  
Son of Joe and Pam Grant ... majoring in petroleum engineering ... spent a portion of his 2014 summer break interning with Duck Creek Energy in Brecksville, Ohio, where he participated in a well-plugging project, in addition to performing research on re-purposing well production water for use as a liquid de-icer for public roadways.



**18**  
**DAHY GREEN**

Wide Receiver  
6-4, 203, Fr.  
Oklahoma City  
Westmoore High School

YEAR	GP-GS	REC	YDS	AVG	TD	LONG
2015	7-0	0	0	—	0	—
<b>Career</b>	<b>7-0</b>	<b>0</b>	<b>0</b>	<b>—</b>	<b>0</b>	<b>—</b>

**2015**  
Has played in seven games ... saw playing time against Iowa State (11/7), Kansas (10/31), Texas Tech (10/24), Kansas State (10/17), Texas (10/10) and Tulsa (9/19) ... made Sooners debut against Akron (9/5).


**High School**  
Consensus three-star recruit by Rivals, Scout, 247Sports and ESPN ... slotted as the No. 49 wide receiver by Rivals, No. 64 by 247Sports, No. 71 by ESPN and No. 98 by Scout ... selected as the No. 6 player in Oklahoma by ESPN, Rivals and 247Sports ... caught 58 passes for 961 yards and 14 touchdowns as a senior after registering 39 passes for 700 yards and 10 touchdowns as a junior ... had offers from Louisville, Cincinnati and Washington State among others ... first name pronounced DAH-hoo.

**Personal**  
Majoring in communication.



Sophomore fullback Dimitri Flowers takes a reverse flea flicker pass from Baker Mayfield 75 yards to the end zone on OU's first play from scrimmage vs. Iowa State. Flowers has recorded eight catches this year, four of them resulting in touchdowns.





**8**  
**KAHLIL HAUGHTON**

Safety  
6-1, 185, Fr.  
Waco, Texas  
Midway High School

YEAR	GP-GS	UT	AT	TOTAL	TFL	SACKS	INT	FF	FR	PBU
2015	11-0	3	4	7	0.5-4	0.5-4	0	0	0	0
<b>Career</b>	<b>11-0</b>	<b>3</b>	<b>4</b>	<b>7</b>	<b>0.5-4</b>	<b>0.5-4</b>	<b>0</b>	<b>0</b>	<b>0</b>	<b>0</b>


**2015**  
Has played in 11 games (did not play at Tennessee) ... recorded one tackle at Oklahoma State (11/28) ... assisted on a tackle at Baylor (11/14) ... made one tackle against Iowa State (11/7) ... set career high with two tackles, including the first sack of his career, at Kansas (10/31) ... made one tackle against Texas Tech (10/24) ... made Sooners debut with one tackle against Akron (9/5).

**High School**  
Four-star recruit according to ESPN, Scout, Rivals and 247Sports ... rated by Scout as the No. 297 prospect overall ... tabbed by 247Sports as the No. 12 safety in the country, No. 23 by Scout and No. 28 by both ESPN and Rivals ... ranked as the No. 33 player in the state of Texas by 247Sports, No. 42 by Scout, No. 50 by Rivals and No. 61 by ESPN ... rated as the No. 72 overall player in the Midlands Region by ESPN ... posted 108 tackles, four interceptions, five forced fumbles and 12 pass breakups during his senior season ... received offers from Arkansas, Baylor, Kansas State, LSU, Nebraska, Notre Dame, Ohio State among others ... first name pronounced kuh-LEEL.

**Personal**  
Majoring in health and exercise science.



Redshirt senior kicker Nick Hodgson has notched 50 touchbacks on his 96 kickoffs in 2015. Hodgson has recorded touchbacks on 59.4 percent of his career kickoffs.



**39**  
**NICK HODGSON**

Kicker  
6-2, 202, R-Sr.  
North Richland Hills, Texas  
Richland High School

YEAR	GP-GS	KICKOFFS	YDS	TB	OB	AVG
2012	1-0	2	128	0	0	64.0
2013	13-0	68	4,382	43	2	64.4
2014	13-0	86	5,506	58	2	64.1
2015	12-0	98	6,214	50	0	63.4
<b>Career</b>	<b>39-0</b>	<b>254</b>	<b>16,230</b>	<b>151</b>	<b>4</b>	<b>63.9</b>

YEAR	FGM-FGA	PCT	BLK	LONG	PAT	PCT
2015	1-1	100.0	0	32	1-1	100.0
<b>Career</b>	<b>1-1</b>	<b>100.0</b>	<b>0</b>	<b>32</b>	<b>1-1</b>	<b>100.0</b>

**2015**  
Has played in all 12 games ... kicked off 10 times with three touchbacks at Oklahoma State (11/28) ... tallied two touchbacks on six kickoffs against TCU (11/21) ... four of eight kickoffs went for touchbacks at Baylor (11/14) ... produced four touchbacks on nine kickoffs against Iowa State (11/7) ... made a 32-yard field goal, kicked an extra point, had eight touchbacks on 11 kickoffs and made one tackle at Kansas (10/31) ... kicked off 10 times and had three touchbacks against Texas Tech (10/24) ... put seven of 10 kickoffs in the end zone for touchbacks at Kansas State (10/17) ... kicked off four times with two touchbacks and a tackle against Texas (10/10) ... five of nine kickoffs went for touchbacks against West Virginia (10/3) ... forced touchbacks on five of nine kickoffs against Tulsa (9/19) ... had one touchback on four kickoffs and made one tackle at Tennessee (9/12) ... produced touchbacks on six of eight kickoffs against Akron (9/5).

**2014**  
Named Oklahoma's Special Teams Player of the Year ... Academic All-Big 12 First Team honoree ... played in all 13 games ... kicked off twice, with one touchback, in the Russell Athletic Bowl against Clemson (12/29) ... four of six kicks went for touchbacks against Oklahoma State (12/6) ... recorded seven touchbacks on nine kickoffs against Kansas (11/22) ... produced five touchbacks on seven kickoffs at Texas Tech (11/15) ... one of three kickoffs was a touchback against Baylor (11/8) ... produced five touchbacks on 10 kickoffs at Iowa State (11/1) ... put five of six kickoffs into the endzone for touchbacks against Kansas State (10/18) ... four of six kicks went for touchbacks against Texas (10/11) ... recorded touchbacks on three of five kicks at TCU (10/4) ... produced touchbacks on all seven kickoffs at West Virginia (9/20) ... kicked off seven times with four touchbacks against Tennessee (9/13) ... had five touchbacks on nine kickoffs at Tulsa (9/6) ... recorded touchbacks on seven of nine kickoffs against Louisiana Tech (8/30).

**2013**  
Played in all 13 games ... averaged a career-best 65.7 yards per kickoff in the Sugar Bowl vs. Alabama (1/2) ... two of his four kickoffs went for touchbacks at Kansas State (11/23) ... recorded touchbacks on all four kickoffs against Iowa State (11/16) ... kicked off twice at Baylor (11/6) ... produced four touchbacks on seven kickoffs against Texas Tech (10/26) ... kicked off six times with two touchbacks at Kansas (10/19) ... four of five kickoffs went for touchbacks against Texas (10/12) ... recorded three touchbacks on four kickoffs against TCU (10/5) ... forced touchbacks on six of seven kickoffs at Notre Dame (9/28) ... tallied six touchbacks on 10 kickoffs against Tulsa (9/14) ... two of five kickoffs went for touchbacks against West Virginia (9/7) ... recorded touchbacks on all seven kickoffs against ULM (8/31) ... Academic All-Big 12 First Team.

**2012**  
Made Sooners debut with a pair of kickoffs against Kansas (10/20).

**Personal**  
Son of Robert Hodgson ... majoring in zoology.



**42**  
**WESLEY HORKY**


Long Snapper  
6-1, 220, So.  
Brentwood, Tenn.  
Ravenwood High School

**2015**  
Has served as long snapper on punts in all 12 games ... assisted on a tackle on special teams against West Virginia (10/3) ... assisted on a tackle against Tulsa (9/19) ... had one tackle against Akron (9/5).

**2014**  
Played in all 13 games as long snapper on punt coverage ... assisted on a tackle against Oklahoma State (12/6) ... recorded a solo tackle on special teams at TCU (10/4) ... made Sooners debut against Louisiana Tech (8/30).

**High School**  
Prepped at Ravenwood High School in Brentwood, Tenn. ... a two-star prospect by Rivals.com ... played in the 2014 Under Armour All-American Game ... finished second overall in the 2014 National Scholarship Camp where he scored 50 out of a possible 55 points with an average snap time of .72 seconds.

**Personal**  
Undecided on a major.



**42**  
**RUBEN HUNTER**

Linebacker  
6-2, 215, R-So.  
Oklahoma City  
Putnam City North High School


YEAR	GP-GS	UT	AT	TOTAL	TFL	SACKS	INT	FF	FR	PBU
2015	12-0	5	3	8	0.0-0	0.0-0	0	0	0	0
<b>Career</b>	<b>12-0</b>	<b>5</b>	<b>3</b>	<b>8</b>	<b>0.0-0</b>	<b>0.0-0</b>	<b>0</b>	<b>0</b>	<b>0</b>	<b>0</b>

**2015**  
Has played in all 12 games ... recorded career-high three tackles on special teams at Oklahoma State (11/28) ... recorded one tackle against TCU (11/21) ... assisted on a tackle against Iowa State (11/7) ... posted one tackle at Kansas (10/31) ... had one tackle against Texas Tech (10/24) ... recorded first tackle of career at Tennessee (9/12) ... made Sooners debut against Akron (9/5).

**2014**  
Did not play.

**2013**  
Redshirted ... Oklahoma Scout Team Defensive Player of the Year.

**Personal**  
Majoring in communication.



**12**  
**WILL JOHNSON**

Cornerback  
6-0, 182, So.  
Baltimore, Md.  
Monroe Community College

YEAR	GP-GS	UT	AT	TOTAL	TFL	SACKS	INT	FF	FR	PBU
2015	10-3	11	3	14	3.0-14	0.0-0	0	0	0	1
<b>Career</b>	<b>10-3</b>	<b>11</b>	<b>3</b>	<b>14</b>	<b>3.0-14</b>	<b>0.0-0</b>	<b>0</b>	<b>0</b>	<b>0</b>	<b>1</b>

**2015**  
Has played in 10 games with three starts at nickelback ... had two tackles, including one for loss, at Oklahoma State (11/28) ... assisted on a tackle in start against TCU (11/21) ... made one tackle in start at Baylor (11/14) ... assisted on two tackles against Iowa State (11/7) ... saw playing time at Kansas (10/31) ... made the first start of his career and had a career-high six tackles with one for loss against Texas Tech (10/24) ... made the first two tackles of his career, including a TFL, and had his first pass breakup at Kansas State (10/17) ... saw playing time against West Virginia (10/3) and Tulsa (9/19) ... made Sooners debut at Tennessee (9/12).

**Junior College**  
Rated as a four-star recruit by ESPN, a three-star recruit by 247Sports and Scout and a two-star recruit by Rivals ... ranked as the No. 2 JUCO cornerback and No. 13 player overall by ESPN, the No. 7 cornerback and No. 58 player overall by 247Sports and the 53rd overall player by Scout ... chose Oklahoma over other programs such as Maryland and Ball State ... tallied 12 tackles in eight games in 2014 with 1.5 tackles for loss, two interceptions and 10 pass breakups this season.

**Personal**  
Majoring in sociology.



**54**  
**NILA KASITATI**

Guard  
6-3, 319, R-Sr.  
Euleus, Texas  
Trinity High School

YEAR	GP-GS
2011	1-0
2012	4-0
2013	13-7
2014	12-6
2015	12-12
<b>Career</b>	<b>42-25</b>

**2015**  
Named to All-Big 12 First Team ... has started all 12 games at right guard.

**2014**  
Named All-Big 12 honorable mention by the league's coaches ... Academic All-Big 12 Second Team honoree ... played in 12 of 13 games with starts at right guard against West Virginia (9/20), TCU (10/4), Texas Tech (11/15), Kansas (11/22), Oklahoma State (12/6) and in the Russell Athletic Bowl against Clemson (12/29) ... missed Louisiana Tech game (8/30) (injury).

**2013**  
Played in all 13 games with starts at right guard in the first four contests of the year and the final three games ... made first start of career at right guard against ULM (8/31).


**2012**  
Played in four games before suffering a season-ending knee injury at Texas Tech (10/6).

**2011**  
Played in one game ... made Sooners debut against Ball State.

**High School**  
Three-star recruit by ESPN.com, Rivals.com and Scout.com ... had 10 catches for 180 yards and a touchdown in 2010.

**Personal**  
Son of Ana and the late Sione Kneubuhl, and stepson of Mateni Langatau ... majoring in human relations ... pronunciation: NEE-luh kah-sih-TAH-tee.





**89**  
**CONNOR KNIGHT**

Tight End  
6-4, 241, R-Jr.  
San Antonio, Texas  
Reagan High School

YEAR	GP-GS	REC	YDS	AVG	TD	LONG
2013	5-0	0	0	—	0	—
2014	13-0	0	0	—	0	—
2015	12-0	1	17	17.0	1	17
<b>Career</b>	<b>30-0</b>	<b>1</b>	<b>17</b>	<b>17.0</b>	<b>1</b>	<b>17</b>

**2015**  
Has served as long snapper on kicks in all 12 games ... caught the first pass of his career for a 17-yard touchdown from his twin brother, Trevor Knight, at Kansas (10/31).

**2014**  
Academic All-Big 12 Second Team honoree ...served as the team's long snapper on kicks in all 13 games.

**2013**  
Played in five of 13 games ... saw playing time against Alabama (1/2), Oklahoma State (12/7), Kansas State (11/23) and Iowa State (11/16) ... made Sooners debut at Baylor (11/7).

**2012**  
Redshirted.

**High School**  
Recorded four TD receptions with 178 receiving yards as a junior ... also played basketball at Reagan High School, averaging 10.3 point per game and 5.0 rebounds per game his senior year.

**Personal**  
Son of George and Tricia Knight ... fraternal twin brother of Oklahoma QB Trevor Knight ... majoring in finance.



Redshirt junior Connor Knight hauled in his first career touchdown reception (thrown by twin brother Trevor Knight) in the Sooners' win at Kansas this season.



**9**  
**TREVOR KNIGHT**

Quarterback  
6-1, 207, R-Jr.  
San Antonio, Texas  
Reagan High School

YEAR	GP-GS	COMP	ATT	PCT	YDS	AVG	TD	INT	LONG	RUSH	YDS	AVG	TD	LONG
2013	8-5	79	134	59.0	819	102.4	9	5	48	67	445	6.6	2	56
2014	10-10	179	316	56.6	2,300	230.0	14	12	75	68	339	5.3	5	31
2015	6-0	22	40	55.0	305	50.8	2	2	55	16	69	4.3	1	17
<b>Career</b>	<b>24-15</b>	<b>280</b>	<b>490</b>	<b>57.13</b>	<b>4,242</b>	<b>142.7</b>	<b>25</b>	<b>19</b>	<b>75</b>	<b>151</b>	<b>853</b>	<b>5.6</b>	<b>8</b>	<b>56</b>

**2015**  
Has played in six games ... played the second half in place of an injured Baker Mayfield and complete 5 of 16 passes for 76 yards and ran for 19 yards on six carries against TCU (11/21) ... connected on both pass attempts for 63 yards and a touchdown against Iowa State (11/7) ... completed 6 of 9 passes for 62 yards and a touchdown (to his twin brother, Connor) and ran five times for 12 yards and another score at Kansas (10/31) ... rushed two times for 13 yards against Texas Tech (10/24) ... was a perfect 4 for 4 with 53 passing yards and had 19 rushing yards on two attempts at Kansas State (10/17) ... completed 5 of 9 passes for 51 yards and rushed one time for six yards against Akron (9/5).

**2014**  
Finalist for the Wuerffel Trophy ... named to the Capital One Academic All-District team and Academic All-Big 12 First Team ... played in and started 10 of 13 games at quarterback ... did not play against Oklahoma State (12/6), Kansas (11/22) or Texas Tech (11/15) due to injury ... completed 13-37 passes for 103 yards and three picks and ran twice for a loss of one yard against Clemson in the Russell Athletic Bowl (12/29) ... threw for two touchdowns and 146 yards on 12-27 passing with 13 rushes for 45 yards against Baylor (11/8) ... named Big 12 Offensive Player of the Week, Manning Award Star of the Week and Earl Campbell Tyler Rose Award National Player of the Week after accounting for six touchdowns (3 rushing and 3 passing) at Iowa State (11/1), throwing for 230 yards on 22-35 passing and running for a career-high 146 yards on 16 attempts ... posted a season-high 318 passing yards and three touchdowns on 26-32 passing and ran six times for 17 yards against Kansas State (10/18) ... threw for 129 yards and a touchdown on 12-20 passing and ran four times for two yards against Texas (10/11) ... recorded 309 passing yards and a touchdown and ran for season-high 61 yards at TCU (10/4) ... caught a four-yard touchdown pass and threw for 205 yards on 16-29 passing at West Virginia (9/20) ... posted 308 passing yards on 20-33 passing with one touchdown and rushed five times for 17 yards and another score against Tennessee (9/13) ... threw for 299 yards on 21 of 34 passing with two touchdowns and rushed five times for 35 yards and a score at Tulsa (9/6) ... completed 19-34 passes for 253 yards, one touchdown and ran four times for 17 yards against Louisiana Tech (8/30).

**2013**  
Played in eight games with five starts ... started in the Sugar Bowl vs. Alabama (1/2) and earned MVP honors after throwing for four touchdowns and 348 yards on 32-44 passing with five rushes for seven yards ... started at Oklahoma State (12/7), rushing 11 times for 47 yards and completing three of seven passes for 28 yards before exiting at halftime with injury ... started at Kansas State (11/23), completing 14 passes on 20 attempts for 171 yards and a touchdown, also ran 14 times for 82 yards and another score ... completed eight of 14 passes for 61 yards and rushed 10 times for a season-high 123 yards, including a 56-yard touchdown run, against Iowa State (11/16) ... rushed five times for 17 yards at Baylor (11/7) ... recorded 24 yards on two carries, including career-long 30-yard rush, and completed lone pass for six yards at Notre Dame (9/28) ... missed the Tulsa game (9/14) due to injury ... threw for 119 yards and a touchdown and ran for 42 yards on seven carries against West Virginia (9/7) ... starting in his OU debut, threw three touchdown passes and rushed for game-high 103 yards on 13 carries against ULM (8/31).

**2012**  
Redshirted.

**High School**  
Four-star recruit by ESPN.com, 247sports.com and Rivals.com ... Three-star recruit by Scout.com ... threw for 27 touchdowns and 2,092 yards with just three interceptions as a senior ... also had 943 yards rushing with 15 TDs on the ground ... eclipsed the 1,000-yard rushing mark as a junior with 1,050 ground yards and 22 TDs to go along with 1,629 passing yards and 11 TDs.

**Personal**  
Son of George and Tricia Knight ... fraternal twin brother of Oklahoma TE Connor Knight ... was part of a contingent from Oklahoma that worked with orphanages and other charitable organizations in Haiti in May ... an active member of the greater OU community, is a frequent visitor to area children's hospitals and is an active speaker on the FCA circuit ... helped his father battle throat cancer in 2012 after graduating early from high school, giving his dad a pair of boxing gloves before treatments began to inspire him to have a "fighter's mentality" ... wears No. 9 in honor of Drew Brees ... majoring in management.



**40**  
**P.L. LINDLEY**

Linebacker  
6-1, 257, R-Sr.  
Round Rock, Texas  
Stony Point High School

YEAR	GP-GS	UT	AT	TOTAL	TFL	SACKS	INT	FF	FR	PBU
2012	7-0	3	1	4	0.0-0	0.0-0	0	0	0	0
2013	10-2	6	4	10	0.0-0	0.0-0	0	0	1-0	0
2014	10-0	2	1	3	0.0-0	0.0-0	0	0	0	0
2015	12-3	8	6	14	3.0-8	0.5-4	0	0	0	1
<b>Career</b>	<b>39-5</b>	<b>19</b>	<b>12</b>	<b>31</b>	<b>3.0-8</b>	<b>0.5-4</b>	<b>0</b>	<b>0</b>	<b>1-0</b>	<b>1</b>

**2015**

Has played in all 12 games with three starts at outside linebacker ... assisted on a tackle for loss at Baylor (11/14) ... got the first sack of his career and made two tackles in start at Kansas (10/31) ... had two tackles against Texas Tech (10/24) ... recorded a tackle for loss and pass breakup in start at Kansas State (10/17) ... started against Texas (10/10) and finished with three tackles and the first TFL of his career ... made one solo tackle against West Virginia (10/3) ... assisted on a tackle against Tulsa (9/19) ... recorded three tackles against Akron (9/5).

**2014**

Academic All-Big 12 First Team honoree ... played in 10 of 13 games, missing contests against West Virginia (9/20), Texas (10/11) and Texas Tech (11/15) ... recorded one tackle against Kansas (11/22) ... had one tackle at Iowa State (11/1) ... assisted on a tackle against Louisiana Tech (8/30).

**2013**

Played in 10 of 13 games, missing contests against TCU (10/5), Notre Dame (9/28) and Tulsa (9/14) ... started and made one tackle in the Sugar Bowl vs. Alabama (1/2) ... recorded two tackles at Oklahoma State (12/7) ... made first career start at Kansas (10/19) and had a career-high five tackles ... made two tackles and recovered a fumble against Texas (10/12) ... saw playing time against Tulsa (9/14) and ULM (8/31) ... Academic All-Big 12 Second Team.

**2012**

Played in seven games ... registered first two career tackles at Texas Tech (10/6).

**2011**

Redshirted.

**High School**

Four-star recruit by ESPN.com and Tom Lemming's MaxPreps ... three-star recruit by Scout.com and Rivals.com ... in 2009, recorded 90 tackles, four sacks, two interceptions and forced two fumbles ... in 2008, recorded 61 tackles and three sacks.

**Personal**

Son of Fran and P.L. Lindley, Sr. ... plays the cello ... plans to become a software engineer after his playing career is over ... high school teammate of fellow Sooner Jordan Wade ... traveled to Haiti in May 2014 to assist with ongoing relief efforts in that impoverished island nation ... majoring in human relations.



**6**  
**BAKER MAYFIELD**

Quarterback  
6-1, 209, Jr.  
Austin, Texas  
Texas Tech University

YEAR	GP-GS	COMP	ATT	PCT	YDS	AVG TD	INT	LONG	RUSH	YDS	AVG.	TD	LONG	
2013	8-7	218	340	64.1	2,315	289.4	12	9	60	88	190	2.2	3	22
2014	SAT OUT PER NCAA TRANSFER RULES													
2015	12-12	243	354	68.6	3,389	282.4	35	5	76	131	420	3.2	7	39
<b>Career</b>	<b>20-19</b>	<b>461</b>	<b>694</b>	<b>66.45</b>	<b>7,04</b>	<b>285.2</b>	<b>47</b>	<b>14</b>	<b>76</b>	<b>219</b>	<b>610</b>	<b>2.8</b>	<b>10</b>	<b>39</b>

**2015**

Sporting News Player of the Year ... Winner of Burlsworth Trophy (nation's top player who began career as walk-on) ... named First Team All-American by Sporting News and Walter Camp Football Foundation ... chosen as Second Team All-American by the AP and FWAA ... selected as Big 12 Offensive Player of the Year and an All-Big 12 First Team honoree ... finalist for Davey O'Brien Award, Earl Campbell Tyler Rose Award, Manning Award and Walter Camp Player of the Year Award ... semifinalist for Maxwell Award ... has started all 12 games ... threw for 180 yards and two touchdowns on 17-25 passing and ran 11 times for 77 yards and another score at Oklahoma State (11/28) ... completed 9 of 20 passes for 127 yards and two touchdowns and ran 10 times for 42 yards (did not play in second half due to injury) against TCU (11/21) ... passed for 270 yards and three touchdowns on 24 of 34 passing and ran for another score and 76 yards on 15 carries at Baylor (11/14) ... tossed three touchdowns on 23-31 passing for 342 yards and ran for 27 yards on 10 carries with another score against Iowa State (11/7) ... threw for 383 yards and four touchdowns on 27 of 32 passing at Kansas (10/31) with five carries for 16 yards ... completed 15 of 22 passes for 212 yards and two touchdowns and rushed nine times for 16 yards against Texas Tech (10/24) ... set career high with five touchdown passes on 20 for 27 passing with 282 yards and ran nine times for 33 yards at Kansas State (10/17) ... completed 20 of 28 passes for 211 yards and a touchdown against Texas (10/10) ... threw for 320 yards and 3 TDs on 14 of 25 passing against West Virginia (10/3) ... set a school record with 572 yards of total offense (487 passing, 85 rushing) against Tulsa (9/19), also threw four touchdowns on 32 of 38 passing and ran for two scores on 13 carries ... threw three touchdown passes with 187 yards on 19 of 39 passing and ran for 46 yards and another score on 14 carries at Tennessee (9/12) ... made Oklahoma debut with start at QB against Akron (9/5) and set OU record for passing yards in a season opener with 388 on 23 of 33 passing with three touchdowns and no interceptions and added six rushes for eight yards and another score.

**2014**

Named Oklahoma's Scout Team Offensive Player of the Year ... sat out the season due to NCAA transfer rules after spending his freshman season at Texas Tech.

**2013 (Texas Tech)**


College Football News Freshman All-America honorable mention ... Big 12 Offensive Freshman of the Year ... Played in eight games (seven starts), going 218 of 340 passing for 2,315 yards, 12 TDs and nine INTs ... Pass completions and attempts were the most by a Big 12 freshman quarterback since Landry Jones in 2009 ... Threw for 413 yards on 43 of 60 passing with four TDs and added a rushing TD in career debut in season opener at SMU (8/30) ... named Big 12 Offensive Player of the Week and earned multiple national player of the week awards for his performance in the season opener.

**High School**

Led Lake Travis to a 25-2 record during two seasons as the starting quarterback ... guided team to a 9-2 record as a senior and to a 6-0 record during district play with a District 15-5A Championship ... passed for 2,467 yards as a senior with 182-for-288 passing with 22 touchdowns and just three interceptions ... 15-5A District MVP ... named All-Centex Third Team ... helped lead Lake Travis to an undefeated 16-0 season in 2011 on the way to a 4A State Championship ... passed for 3,788 yards in first season as a starting quarterback with 247-for-378 passing (65%) with 45 touchdown passes and only five interceptions ... Texas Sports Writers All-State Second Team ... AP All-State Honorable Mention ... during high school career tallied 6,255 passing yards (429-for-666) with 67 touchdowns and eight interceptions.

**Personal**

Son of James and Gina Mayfield ... majoring in communication.



**2**  
**P.J. MBANASOR**

Cornerback  
6-0, 192, Fr.  
Pflugerville, Texas  
Hendrickson High School

YEAR	GP-GS	UT	AT	TOTAL	TFL	SACKS	INT	FF	FR	PBU
2015	9-2	5	2	7	0.0-0	0.0-0	0	0	0	1
<b>Career</b>	<b>9-2</b>	<b>5</b>	<b>2</b>	<b>7</b>	<b>0.0-0</b>	<b>0.0-0</b>	<b>0</b>	<b>0</b>	<b>0</b>	<b>1</b>

**2015**


Has played in nine games with two starts at cornerback ... had one tackle against Iowa State (11/7) ... broke up a pass at Kansas (10/31) ... tallied one tackle against Texas (10/10) ... set career high with five tackles in start at corner against Tulsa (9/19) ... made Sooners debut with start at cornerback against Akron (9/5).

**High School**

Consensus four-star recruit according to Rivals, Scout, 247Sports and ESPN ... rated 74th overall in the country by ESPN, No. 103 overall by Scout and No. 185 overall by 247Sports ... chosen as the No. 6 cornerback in the country by ESPN, No. 13 by Scout No. 23 by 247Sports and No. 28 by Rivals ... ranked as the No. 12 player in the state of Texas by ESPN, No. 20 by Scout, No. 24 by 247Sports and No. 35 by Rivals ... rated 14th overall in the Midlands Region by ESPN ... invited to The Opening showcase event and the Semper Fidelis All-American Game ... played at the same high school as current Sooners running back Samaje Perine ... finished his senior season with 47 tackles, one interception, four forced fumbles, three fumble recoveries and two defensive touchdowns ... received offers from Baylor, Florida, LSU, Notre Dame, Ohio State and Texas among others ... last name pronounced em-BAN-uh-sore.

**Personal**

Majoring in business.



**15**  
**JEFFERY MEAD**

Wide Receiver  
6-5, 188, So.  
Tulsa, Okla.  
Union High School

YEAR	GP-GS	REC	YDS	AVG	TD	LONG
2014	8-0	0	0	—	0	—
2015	10-0	4	47	11.8	1	20
<b>Career</b>	<b>18-0</b>	<b>4</b>	<b>47</b>	<b>11.8</b>	<b>1</b>	<b>20</b>

**2015**

Has played in 10 games (did not play at Tennessee) ... caught one pass for seven yards against Texas Tech (10/24) ... made one catch for nine yards against Tulsa (9/19) ... caught the first pass of his career for an 11-yard touchdown and finished with two catches for 31 yards against Akron (9/5).

**2014**

Played in eight of 13 games, missing the contests against Tennessee, Baylor, Texas Tech, Oklahoma State and Clemson ... made Sooners debut against Louisiana Tech (8/30).

**High School**

Four-star recruit by ESPN.com and 247sports.com ... Three-star recruit by Scout.com and Rivals.com ... Hauled in 65 catches for 1,098 yards and 14 touchdowns as a senior ... Also a starter in basketball and baseball ... No. 7 player in Oklahoma (247sports.com) ... No. 8 player in Oklahoma (Rivals.com) ... No. 9 player in Oklahoma (ESPN.com) ... No. 46 wide receiver (247sports.com) ... No. 56 wide receiver (ESPN.com) ... No. 76 wide receiver (Rivals.com) ... Received offers from Arkansas, Clemson, LSU, Nebraska, Oklahoma State and Texas A&M.

**Personal**

Majoring in finance.



**45**  
**CARSON MEIER**

Tight End  
6-5, 234, R-Fr.  
Tulsa, Okla.  
Union High School

YEAR	GP-GS	REC	YDS	AVG	TD	LONG
2015	12-0	0	0	—	0	—
<b>Career</b>	<b>12-0</b>	<b>0</b>	<b>0</b>	<b>—</b>	<b>0</b>	<b>—</b>

**2015**

Has played in all 12 games ... made Sooners debut against Akron (9/5).

**2014**


Redshirted.

**High School**

Four-star recruit by ESPN.com ... Three-star recruit by Scout.com, Rivals.com and 247sports.com ... rated as the No. 5 tight end by ESPN ... Caught 33 receptions for 433 yards and three touchdowns as a senior ... Played in the Semper Fidelis All-American game ... Also had offers from Duke, Kansas State, Oklahoma State, Oregon State, and Wisconsin.

**Personal**

Majoring in accounting.



**13**  
**A.D. MILLER**

Wide Receiver  
6-3, 187, Fr.  
Dallas, Texas  
Bishop Dunne High School

YEAR	GP-GS	REC	YDS	AVG	TD	LONG
2015	6-1	2	16	8.0	0	12
<b>Career</b>	<b>6-1</b>	<b>2</b>	<b>16</b>	<b>8.0</b>	<b>0</b>	<b>12</b>

**2015**

Has played in six games with one start (did not play against Kansas or Texas Tech) ... made one reception for four yards at Kansas State (10/17) ... made his first career start against Texas (10/10) ... caught the first pass of his career for 12 yards against Tulsa (9/19) ... made Sooners debut against Akron (9/5).

**High School**

Ranked as a three-star recruit by ESPN, 247Sports, Rivals and Scout ... rated as the No. 74 wide receiver by Scout, No. 78 by ESPN, No. 79 by Rivals and No. 102 by 247Sports ... pegged as the No. 84 player from the state of Texas by Rivals and No. 85 by ESPN ... earned First Team All-State honors as a senior ... caught 63 passes for a total of 1,187 yards and 18 touchdowns in his senior season and had 34 catches for 482 yards and 10 touchdowns as a junior ... received offers from Notre Dame, Ohio State, and Tennessee among others.

**Personal**

Majoring in business.





25

**JOE MIXON**

Running Back  
6-1, 217, R-Fr.  
Oakley, Calif.  
Freedom High School

YEAR	GP-GS	RUSH	YDS	AVG	TD	LONG	REC	YDS	AVG	TD	LONG
2015	12-3	110	749	6.8	7	66	25	345	13.8	4	76
<b>Career</b>	<b>12-3</b>	<b>110</b>	<b>749</b>	<b>6.8</b>	<b>7</b>	<b>66</b>	<b>25</b>	<b>345</b>	<b>13.8</b>	<b>4</b>	<b>76</b>

**2015**

Has played in all 12 games with three starts ... led team with 136 rushing yards and two touchdowns, including a career-long 66-yard score, on 14 carries and caught one pass for 14 yards at Oklahoma State (11/28) ... gained 87 yards on 11 carries and returned one kick for 10 yards in start against TCU (11/21) ... rushed seven times for seven yards and had two receptions for 18 yards at Baylor (11/14) ... ran for 88 yards and a touchdown on eight carries and caught two passes for 11 yards against Iowa State (11/7) ... caught two passes for 72 yards and a touchdown and rushed six times for 44 yards at Kansas (10/31) ... started and ran for career-high 154 yards and two scores and caught one pass for 13 yards against Texas Tech (10/24) ... ran for 73 yards and a TD on 15 carries and made three receptions for 29 yards and another score at Kansas State (10/17) ... caught three passes for 12 yards and rushed six times for 24 yards against Texas (10/10) ... scored first rushing touchdown and finished with 43 yards on six carries against West Virginia (10/3) ... caught a career-high six passes for 48 yards and a touchdown and rushed six times for 28 yards against Tulsa (9/19) ... made first start of career at running back at Tennessee (9/12), rushing for 38 yards on 10 carries and catching two passes for 13 yards ... made Sooners debut with five rushes for 27 yards and three catches for 115 yards and a touchdown, including a 76-yard touchdown reception that was the longest catch ever by an OU freshman running back, against Akron (9/5).

**2014**

Redshirted.

**High School**

Five-star recruit by Rivals.com, 247sports.com and Scout.com ... Four-star recruit by ESPN.com ... Rushed for 1,704 yards and 23 touchdowns as a senior ... Had 1,443 yards for 21 touchdowns as a junior ... Scored a touchdown in the Army All-American game ... No. 1 running back (Rivals.com) ... No. 1 running back (247sports.com) ... No. 5 running back (Scout.com) ... No. 6 running back (ESPN.com) ... No. 2 player in California (Rivals.com) ... No. 3 player in California (247sports.com) ... No. 4 player in California (ESPN.com) ... No. 5 in ESPN300.

**Personal**

Majoring in African and African-American studies.



Redshirt freshman Joe Mixon (and quarterback Baker Mayfield) sprint 66 yards to the end zone against Oklahoma State to help OU secure the Big 12 title. Mixon has totaled 1,094 total yards (749 rushing, 345 receiving) and 11 touchdowns in 2015.



5

**DURRON NEAL**

Wide Receiver  
5-11, 199, Sr.  
St. Louis, Mo.  
De Smet Jesuit High School

YEAR	GP-GS	REC	YDS	AVG	TD	LONG	RUSH	YDS	AVG	TD	LONG
2012	10-0	5	75	15.0	0	25	0	0	—	0	—
2013	13-2	13	176	13.5	0	41	0	0	—	0	—
2014	13-13	42	513	12.2	3	45	2	19	9.5	0	16
2015	12-10	42	527	12.5	3	71	0	0	—	0	—
<b>Career</b>	<b>48-25</b>	<b>102</b>	<b>1291</b>	<b>12.7</b>	<b>6</b>	<b>71</b>	<b>2</b>	<b>19</b>	<b>9.5</b>	<b>0</b>	<b>16</b>

**2015**

Has played in all 12 games with 10 starts (did not start vs. Baylor or Texas) ... hauled in one pass for 22 yards at Oklahoma State (11/28)... had one reception for seven yards against TCU (11/21) ... made two catches for 22 yards at Baylor (11/14) ... set career high with 10 receptions and gained 75 yards against Iowa State (11/7) ... caught three passes for 16 yards and a touchdown at Kansas (10/31) ... grabbed team-high five catches for 44 yards and a touchdown against Texas Tech (10/24) ... made four grabs for 55 yards at Kansas State (10/17) ... caught two passes for 26 yards against Texas (10/10) ... established career high with 87 receiving yards on two catches with a career-long 71 yard touchdown and returned one kick for 14 yards against West Virginia (10/3) ... secured six receptions and had 74 receiving yards against Tulsa (9/19) ... tallied 34 yards on two receptions at Tennessee (9/12) ... caught four passes for 65 yards and returned one kick for a career-long 39 yards against Akron (9/5).

**2014**

Started all 13 games at wide receiver ... recorded two receptions for five yards in the Russell Athletic Bowl against Clemson (12/29) ... caught one pass for 11 yards against Kansas (11/22) ... had a team-high four catches for 57 yards and a touchdown at Texas Tech (11/15) ... hauled in four passes for 41 yards and a touchdown against Baylor (11/8) ... gained 60 yards on five catches at Iowa State (11/1) ... caught three passes for 33 yards and his first career touchdown, rushed once for three yards and brought back one kick for 17 yards against Kansas State (10/18) ... gained 24 yards on two receptions against Texas (10/11) ... tied season high in receiving yards with 71 on four catches at TCU (10/4) ... threw a four-yard touchdown pass to Trevor Knight and caught two passes for 28 yards at West Virginia (9/20) ... set season highs in receptions (7) and receiving yards (71) and returned one kick for 12 yards against Tennessee (9/13) ... recorded six receptions for 70 receiving yards, rushed for the first time in his career for 16 yards and returned a kickoff 13 yards at Tulsa (9/6) ... caught two passes for 42 yards against Louisiana Tech (8/30).

**2013**

Played in all 13 games ... started at Kansas State (11/23), catching two passes for 31 yards ... caught one pass for 12 yards at Baylor (11/7) ... made first start of career at Kansas (10/19) ... tied season high with four catches and had 42 receiving yards against TCU (10/5) ... set season highs for receptions (4), receiving yards (64) and long reception (41) against Tulsa (9/14) ... had 27 yards receiving on two catches against ULM (8/31) ... Academic All-Big 12 Second Team.

**2012**

Played in 10 games ... hauled in first two career receptions at Texas Tech (10/6).

**High School**

Selected to the U.S. Army All-American Bowl ... Four-star recruit by ESPN.com, Rivals.com, 247sports.com and Scout.com ... Caught 35 passes for 825 yards and 15 touchdowns and rushed for 716 yards on 78 carries for 11 touchdowns as a senior... also ran track and played basketball.

**Personal**

Son of Sharon and Keith Little ... was part of a group of Oklahoma student-athletes who traveled to Haiti in May 2014 to assist individuals in need ... majoring in human relations ... pronunciation: duhr-RON.





**31**  
**OGBONNIA OKORONKWO**

Linebacker  
6-2, 236, R-So.  
Houston, Texas  
Alief Taylor High School

YEAR	GP-GS	UT	AT	TOTAL	TFL	SACKS	INT	FF	FR	PBU
2014	11-0	4	4	8	3.0-19	2.0-15	0	0	0	0
2015	9-0	5	4	9	2.0-12	2.0-12	0	0	0	0
<b>Career</b>	<b>20-0</b>	<b>9</b>	<b>8</b>	<b>17</b>	<b>5.0-31</b>	<b>4.0-27</b>	<b>0</b>	<b>0</b>	<b>0</b>	<b>0</b>

**2015**  
Has played in nine games (none of the last three) ... recorded a sack at Kansas (10/31) ... tied career high with three tackles, including a sack, at Kansas State (10/17) ... made two tackles against Tulsa (9/19) ... recorded career-high three tackles against Akron (9/5).

**2014**  
Played in 11 of 13 games, missing the contests against Oklahoma State (12/6) and at TCU (10/4) ... matched season high with two tackles and had personal best 1.5 sacks against Clemson in the Russell Athletic Bowl (12/29) ... set season high with two tackles, including one tackle for loss, against Kansas (11/22) ... had one tackle at Iowa State (11/1) ... assisted on a sack against Texas (10/11) ... recorded one tackle at West Virginia (9/20) ... assisted on tackle in Sooners debut against Louisiana Tech (8/30).

**2013**  
Redshirted.

**High School**  
Three-star recruit by Rivals.com, ESPN.com, Scout.com, PrepStar.com and 247sports.com ... No. 15 DE (247sports.com) ... Had offers from Texas Tech, Oklahoma State, Missouri, Kansas, Colorado State and West Virginia.

**Personal**  
Son of Augusta Okoronkwo ... pronunciation: oag-BON-ya oak-RON-quo ... majoring in political science.



**99**  
**DWAYNE ORSO-BACCHUS**

Defensive Tackle  
6-5, 300, R-Fr.  
Birmingham, Ala.  
Homewood High School

YEAR	GP-GS	UT	AT	TOTAL	TFL	SACKS	INT	FF	FR	PBU
2015	6-0	1	1	2	0.0-0	0.0-0	0	0	0	0
<b>Career</b>	<b>6-0</b>	<b>1</b>	<b>1</b>	<b>2</b>	<b>0.0-0</b>	<b>0.0-0</b>	<b>0</b>	<b>0</b>	<b>0</b>	<b>0</b>

**2015**  
Has played in six games ... assisted on a tackle at Oklahoma State (11/28) ... saw playing time against Iowa State (11/7) ... made the first tackle of his career at Kansas (10/31) ... saw playing time against Texas Tech (10/24) and Tennessee (9/12) ... made Sooners debut against Akron (9/5).

**2014**  
Redshirted.

**High School**  
Three-star recruit by ESPN.com and 247sports.com ... Two-star recruit by Rivals.com and Scout.com ... Posted 45 total tackles with 22 solo tackles as a senior ... Three-star recruit by ESPN.com and 247sports.com ... Two-star recruit by Rivals.com and Scout.com ... Posted 45 total tackles with 22 solo tackles as a senior ... Three-star recruit by ESPN.com and 247sports.com ... Two-star recruit by Rivals.com and Scout.com ... Posted 45 total tackles with 22 solo tackles as a senior.

**Personal**  
Majoring in academic affairs.



**98**  
**MARQUISE OVERTON**

Defensive Tackle  
6-1, 309, Fr.  
Jenks, Okla.  
Jenks High School

YEAR	GP-GS	UT	AT	TOTAL	TFL	SACKS	INT	FF	FR	PBU
2015	7-0	4	1	5	1.0-4	1.0-4	0	0	0	0
<b>Career</b>	<b>7-0</b>	<b>4</b>	<b>1</b>	<b>5</b>	<b>1.0-4</b>	<b>1.0-4</b>	<b>0</b>	<b>0</b>	<b>0</b>	<b>0</b>


**2015**  
Has played in seven games ... assisted on a tackle at Oklahoma State (11/28) ... saw playing time at Baylor (11/14) ... posted one tackle against Iowa State (11/7) ... saw playing time against Kansas (10/31) and Texas Tech (10/24) ... posted a career-high two tackles, including his first sack, at Kansas State (10/17) ... made OU debut with one tackle against Akron (9/5).

**High School**  
Ranked by Rivals, 247Sports, Scout and ESPN as a four-star recruit ... rated 175th overall in the country by ESPN, 189th overall by 247Sports, 217th overall by Rivals and 286th overall by Scout ... recognized as the No. 15 defensive tackle prospect nationally by 247Sports, No. 19 by Rivals, No. 20 by ESPN and the No. 24 DT by Scout ... the No. 2 overall recruit in the state of Oklahoma according to 247Sports and No. 4 in the state according to ESPN, Scout and Rivals ... slotted as the 26th-best talent in the Midlands Region by ESPN ... named the Top Defensive Lineman by the Tulsa World ... selected for the Semper Fidelis All-American Game ... part of prep teams that won three straight 6A state titles received offers from Oklahoma State, Baylor and Texas Tech among others ... Another in a long line of Jenks' standouts to attend Oklahoma, including current running back Alex Ross and safety Steven Parker.

**Personal**  
Undecided on a major.



Sophomore running back Samaje Perine has racked up 1,291 yards on 211 carries in 2015. Perine was voted to the All-Big 12 First Team and was named an Earl Campbell Tyler Rose Award semifinalist.



**10**  
**STEVEN PARKER**

Safety  
6-1, 200, So.  
Tulsa, Okla.  
Jenks High School

YEAR	GP-GS	UT	AT	TOTAL	TFL	SACKS	INT	FF	FR	PBU
2014	13-4	20	11	31	2.0-9	1.0-6	0	0	0	6
2015	12-12	37	18	55	4.0-18	1.5-12	0	0	1-0	4
<b>Career</b>	<b>25-16</b>	<b>57</b>	<b>29</b>	<b>86</b>	<b>6.0-27</b>	<b>2.5-18</b>	<b>0</b>	<b>0</b>	<b>1-0</b>	<b>10</b>

**2015**

Named All-Big 12 Honorable Mention ... has started all 12 games (seven at strong safety, three at free safety and two at nickelback) ... broke up two passes and recorded six tackles in start at strong safety at Oklahoma State (11/28) ... started at strong safety and posted four tackles, 0.5 for loss, and broke up a two-point conversion pass against TCU (11/21) ... made five tackles in start at strong safety at Baylor (11/14) ... had four tackles in start at strong safety against Iowa State (11/7) ... recovered a fumble and made two tackles in start at strong safety at Kansas (10/31) ... started at strong safety and had six tackles against Texas Tech (10/24) ... tied for team lead with four tackles in start at strong safety at Kansas State (10/17) ... tied season high with seven tackles, including a career-high 1.5 tackles for loss in start at free safety against Texas (10/10) ... broke up a pass and made four tackles with 1.0 sack in start at free safety against West Virginia (10/3) ... set season high with seven tackles in start at nickelback against Tulsa (9/19) ... start at free safety and had five tackles, including 1.0 for loss and half a sack, and one pass breakup at Tennessee (9/12) ... started at nickelback and assisted on a tackle against Akron (9/5).

**2014**

Named All-Big 12 Honorable Mention as the Defensive Freshman of the Year by the league's coaches ... played in all 13 games with starts at nickelback against Texas Tech, Baylor and Kansas State and a start at safety against Oklahoma State ... made two tackles in the Russell Athletic Bowl against Clemson (12/29) ... picked up first sack of career, broke up a pass and made seven tackles against Oklahoma State (12/6) ... had one pass breakup and three tackles against Kansas (11/22) ... broke up two passes and had a tackle at Texas Tech (11/15) ... set career high with eight tackles and broke up a pass against Baylor (11/8) ... made two tackles, including the first tackle for loss of his career, at Iowa State (11/1) ... made first career start against Kansas State (10/18) and made two tackles ... broke up a pass against Texas (10/11) ... recorded three tackles at Tulsa (9/6) ... made Sooners debut with three tackles against Louisiana Tech (8/30).

**High School**

Four-star recruit by ESPN.com, Rivals.com, 247sports.com and Scout.com ... Snared 33 receptions for 594 yards and nine touchdowns as a senior ... Also recorded 34 solo tackles and four interceptions on defense as a senior ... Played in the Semper Fidelis All-American game ... No. 5 safety (Rivals.com) ... No. 9 safety (ESPN.com) ... No. 10 safety (247sports.com) ... No. 9 safety (Scout.com) ... No. 1 player in Oklahoma (Rivals.com) ... No. 2 player in Oklahoma (247sports.com) ... No. 3 player in Oklahoma (ESPN.com) ... No. 139 in ESPN300 ... Also offered by Alabama, Auburn, Baylor, Michigan, Ohio State, Texas and Texas A&M.

**Personal**

Undecided on a major.



**32**  
**SAMAJE PERINE**

Running Back  
5-10, 230, So.  
Pflugerville, Texas  
Hendrickson High School

YEAR	GP-GS	RUSH	YDS	AVG	TD	LONG	REC	YDS	AVG	TD	LONG
2014	13-8	263	1713	6.5	21	66	15	108	7.2	0	19
2015	12-12	211	1291	6.1	15	72	13	84	6.5	1	16
<b>Career</b>	<b>25-20</b>	<b>474</b>	<b>3004</b>	<b>6.3</b>	<b>36</b>	<b>72</b>	<b>28</b>	<b>192</b>	<b>6.9</b>	<b>1</b>	<b>19</b>

**2015**

Semifinalist for Earl Campbell Tyler Rose Award ... named to All-Big 12 First Team ... averaging 145.2 rushing yards (7.4 per carry) over last six games with 12 rushing TDs ... has started all 12 games ... rushed for 131 yards and two touchdowns on 17 carries and caught one pass for 11 yards at Oklahoma State (11/28) ... gained 188 yards and a touchdown on 26 carries and caught one pass for 16 yards against TCU (11/21) ... carried 28 times for 166 yards and two touchdowns and caught one pass for six yards at Baylor (11/14) ... ran for team-high 95 yards and a score on 13 carries against Iowa State (11/7) ... scored two touchdowns and gained 90 yards on 11 carries at Kansas (10/31) ... ran for season-high 201 yards and four touchdowns on 23 carries and caught one pass for nine yards against Texas Tech (10/24) ... gained 56 yards on 11 carries and caught two passes for 20 yards at Kansas State (10/17) ... scored a rushing touchdown and gained 36 yards on 10 carries against Texas (10/10) ... rushed 16 times for 65 yards and caught one pass for five yards against West Virginia (10/3) ... recorded 152 yards rushing on 22 carries with one touchdown and caught one pass for three yards against Tulsa (9/19) ... ran for 78 yards on 23 carries and caught three passes for five yards and his first receiving touchdown at Tennessee (9/12) ... started at running back and ran for 33 yards and a touchdown on 11 carries and caught two passes for nine yards against Akron (9/5).

**2014**


Named Second-Team All-American by the FWAA and Phil Steele, Third Team All-American by the AP, Freshman All-American by Phil Steele and SCOUT, National Freshman Offensive Player of the Year by Scout and Freshman of the Year by the Touchdown Club of Columbus ... selected as Big 12 Offensive Freshman of the Year by the league's coaches, Big 12 Offensive Newcomer of the Year by the AP and 247Sports and Big 12 Freshman of the Year by Athlon Sports ... chosen to the All-Big 12 First Team by the league's coaches, AP, 247Sports, Athlon Sports, ESPN.com, FoxSportsSouthwest.com and Phil Steele ... finalist for the Earl Campbell Tyler Rose Award ... played in all 13 games with starts at running back in all games except Kansas, TCU, West Virginia, Tulsa and Louisiana Tech ... gained 134 rushing yards on 23 carries and caught three passes for 22 yards in the Russell Athletic Bowl against Clemson (12/29) ... ran for 151 yards and touchdowns on 26 carries and caught one pass for 12 yards before leaving in the third quarter with an injury against Oklahoma State (12/6) ... earned Walter Camp National FBS Player of the Week, Athlon Sports National Player of the Week, Big 12 Offensive Player of the Week and Earl Campbell Tyler Rose Award National Player of the Week honors after setting an FBS record with 427 rushing yards against Kansas (11/22), scoring five touchdowns and also catching one pass for 19 yards ... earned Big 12 Offensive Player of the Week honors after scoring three touchdowns and rushing for 213 yards, including a career-long 64-yard run, on 25 carries at Texas Tech (11/15) ... ran five times for 21 yards against Baylor (11/8) ... ran for 110 yards and a touchdown on 17 carries and caught career-high three passes for 15 yards at Iowa State (11/1) ... rushed for 89 yards and a score on 24 carries and caught two passes for seven yards against Kansas State (10/18) ... ran 18 times for 62 yards and a score and caught two passes for six yards against Texas (10/11) ... scored three rushing touchdowns, gained 87 yards on 25 carries and caught one pass for eight yards at TCU (10/4) ... earned Big 12 Offensive Player of the Week and Athlon Sports National Freshman of the Week honors after running for 242 yards and four touchdowns on 34 carries at West Virginia (9/20) ... rushed for a team-high 67 yards on nine carries and caught one pass for 13 yards against Tennessee (9/13) ... gained 33 yards on 10 carries and caught his first career pass for six yards at Tulsa (9/6) ... in Sooners' debut, rushed for game-high 77 yards on 13 carries and a touchdown against Louisiana Tech (8/30).

**High School**

Four-star recruit by Rivals.com, 247sports.com and ESPN.com ... Three-star recruit by Scout.com ... Three-year starter ... Rushed for 1,492 yards and 12 touchdowns as a senior ... Collected 1,993 rushing yards and 16 touchdowns as a junior ... Also had offers from Alabama, Nebraska, TCU and Tennessee ... No. 13 running back (Rivals.com) ... No. 15 running back (247sports.com) ... No. 17 running back (ESPN.com) ... No. 19 player in Texas (Rivals.com) ... No. 23 player in Texas (ESPN.com) ... No. 30 player in Texas (247sports.com) ... No. 33 player in the Midlands (ESPN.com) ... No. 153 overall (Rivals.com).

**Personal**

Majoring in human relations.



**16**  
**MICHIAH QUICK**

Wide Receiver  
5-11, 184, So.  
Fresno, Calif.  
Central East High School

YEAR	GP-GS	REC	YDS	AVG	TD	LONG	RUSH	YDS	AVG	TD	LONG
2014	13-2	25	237	9.5	1	54	4	6	1.5	0	8
2015	11-0	8	101	12.6	0	34	0	0	—	0	—
<b>Career</b>	<b>25-2</b>	<b>33</b>	<b>338</b>	<b>10.2</b>	<b>1</b>	<b>54</b>	<b>4</b>	<b>6</b>	<b>1.5</b>	<b>0</b>	<b>8</b>

**2015**

Has played in 11 games (did not play against Akron) ... recorded a special teams tackle at Oklahoma State (11/28) ... made one catch for four yards against TCU (11/21) ... gained two yards on one catch at Baylor (11/14) ... made one tackle on special teams against Iowa State (11/7) ... caught one pass for no gain at Kansas (10/31) ... made one tackle on special teams against Texas Tech (10/24) ... had one reception for four yards at Kansas State (10/17) ... made one catch for 22 yards and returned one punt for seven yards against Texas (10/10) ... caught season-high three passes for 69 yards against West Virginia (10/3) ... saw playing time against Tulsa (9/19) ... made season debut at Tennessee (9/12).

**2014**

Played in all 13 games with two starts ... caught a team-high seven passes for 46 yards in the Russell Athletic Bowl against Clemson (12/29) ... rushed three times for 12 and caught one pass for a loss of two yards in a start against Oklahoma State (12/6) ... made one reception for 16 yards at Texas Tech (11/15) ... had a career-high 94 receiving yards and a touchdown on six catches against Baylor (11/8) ... gained 56 yards on a career-high eight catches at Iowa State (11/1) ... made first career start against Kansas State (10/18) and caught the first two passes of his career for 27 yards ... returned one punt for no yards at Tulsa (9/6) ... made Sooners debut with one kick return for 13 yards against Louisiana Tech (8/30).

**High School**

Ranked as the number four athlete in the nation by Rivals.com and number six by ESPN.com ... Four-star recruit by ESPN.com, Rivals.com, Scout.com and 247sports.com ... California All-State selection and a first-team all-district pick as a senior ... Had 56 catches for 1,035 yards and 21 touchdowns as a senior, while adding 460 rushing yards and five ground scores ... Added three punt return touchdowns and three kickoff return scores ... Hauled in 61 passes for 1,227 yards and 23 touchdowns as a junior ... Registered 52 receptions for 1,018 yards and 15 touchdowns as a sophomore ... Two-way performer played cornerback on defense, nabbing two interceptions as a senior ... No. 4 athlete (Rivals.com) ... No. 6 athlete (ESPN.com) ... No. 7 athlete (247sports.com) ... No. 6 wide receiver (247sports.com) ... No. 9 athlete (247sports.com) ... No. 6 player in California (ESPN.com) ... No. 7 player in California (Rivals.com) ... No. 7 player in California (247sports.com) ... No. 56 player in nation (247sports.com) ... No. 75 in ESPN300 ... No. 76 player in nation (Rivals.com) ... Also offered by Alabama, Notre Dame, UCLA and USC.

**Personal**

Majoring in communication.

**95**  
**AUSTIN ROBERTS**

Defensive End  
6-6, 265, Jr.  
Warner Robbins, Ga.  
Northeastern Oklahoma A&M College

YEAR	GP-GS	UT	AT	TOTAL	TFL	SACKS	INT	FF	FR	PBU
2015	4-0	0	0	0	0.0-0	0.0-0	0	0	0	0
<b>Career</b>	<b>4-0</b>	<b>0</b>	<b>0</b>	<b>0</b>	<b>0.0-0</b>	<b>0.0-0</b>	<b>0</b>	<b>0</b>	<b>0</b>	<b>0</b>

**2015**

Has played in four games ... saw playing time against Iowa State (11/7), Kansas (10/31) and Kansas State (10/17) after making Sooners debut against Akron (9/5).

**Junior College**

Three-star recruit by ESPN, Rivals and 247Sports ... two-star recruit by Scout ... spent freshman season at East Mississippi Community College and sophomore year at Northeastern Oklahoma A&M ... posted 40 tackles and 4.0 sacks as a sophomore ... recorded 21 tackles, 3.0 tackles for loss and 2.5 sacks as a freshman ... committed to Alabama out of high school.

**Personal**

Majoring in sociology.



**92**  
**MATTHEW ROMAR**

Defensive Tackle  
6-0, 291, R-So.  
Port Arthur, Texas  
Memorial High School

YEAR	GP-GS	UT	AT	TOTAL	TFL	SACKS	INT	FF	FR	PBU
2014	12-0	4	6	10	1.0-6	1.0-6	0	0	0	0
2015	11-11	14	9	23	1.5-9	1.0-8	0	0	0	0
<b>Career</b>	<b>23-11</b>	<b>18</b>	<b>15</b>	<b>33</b>	<b>2.5-15</b>	<b>2.0-14</b>	<b>0</b>	<b>0</b>	<b>0</b>	<b>0</b>

**2015**

Has played in and started 11 games at defensive tackle (did not play at Kansas State due to injury) ... recorded three tackles against TCU (11/21) ... produced two tackles, including a sack, at Baylor (11/14) ... posted four tackles against Iowa State (11/7) ... assisted on a tackle at Kansas (10/31) ... had one tackle against Texas Tech (10/24) ... set career high with seven tackles against Texas (10/10) ... made two tackles, including 0.5 tackles for loss, against Tulsa (9/19) ... recorded two tackles at Tennessee (9/12) ... made the first start of his career at defensive tackle against Akron (9/5), assisting on one tackle.

**2014**

Played in 12 of 13 games, missing the Russell Athletic Bowl against Clemson (12/29) due to injury ... assisted on a tackle against Oklahoma State (12/6) ... had one tackle against Kansas (11/22) ... made one tackle against Baylor (11/8) ... assisted on a tackle at Iowa State (11/1) ... set season high with three tackles against Texas (10/11) ... had one solo tackle at TCU (10/4) ... recorded the first two tackles of his career, including the first sack, against Tennessee (9/13) ... made Sooners debut against Louisiana Tech (8/30).

**2013**

Redshirted.


**High School**

Three-star recruit by Scout.com, Rivals.com, 247sports.com and ESPN.com ... Had 100 tackles, 13 TFLs, 10.0 sacks, an INT and a forced fumble as a senior ... Had 12 carries for 55 yards with eight TDs ... Defensive MVP for District 21-5A ... No. 44 DT (247sports.com) ... No. 48 DT (Rivals.com) ... No. 50 DT (ESPN.com) ... No. 90 DT (Scout.com) ... No. 91 player in Texas (ESPN.com) ... No. 91 player in Texas (247sports.com) ... Offered by Baylor, Iowa St., Kansas, Missouri and Texas Tech.

**Personal**

Son of George and Ether Romar ... hails from Port Arthur, Texas, the home of OU All-America running back Joe "Silver Shoes" Washington ... cites current Kansas City Chiefs' Pro Bowl running back Jamaal Charles as his favorite current NFL player, who also prepped at Memorial High School in Port Arthur ... majoring in criminology.





**28**  
**ALEX ROSS**

Running Back  
6-1, 221, R-Jr.  
Jenks, Okla.  
Jenks High School

YEAR	GP-GS	RUSH	YDS	AVG	TD	LONG	REC	YDS	AVG	TD	LONG
2013	10-0	3	19	6.3	0	8	0	0	—	0	—
2014	13-3	88	595	6.8	4	82	10	65	6.5	0	16
2015	12-0	30	173	5.8	1	54	1	1	1.0	0	1
<b>Career</b>	<b>35-3</b>	<b>121</b>	<b>787</b>	<b>6.5</b>	<b>5</b>	<b>82</b>	<b>11</b>	<b>66</b>	<b>6.0</b>	<b>0</b>	<b>16</b>

YEAR	KR	YARDS	AVG.	TD	LONG
2013	0	0	—	0	—
2014	23	718	31.2	2	100
2015	26	548	21.1	0	90
<b>Career</b>	<b>49</b>	<b>1266</b>	<b>25.8</b>	<b>2</b>	<b>100</b>

**2015**

Has played in all 12 games ... returned five kicks for a career-high 170 yards, including a 90-yarder, at Oklahoma State (11/28) ... had one kick return for 19 yards against TCU (11/21) ... returned two kicks for 44 yards at Baylor (11/14) ... returned four kicks for 65 yards and ran three times for 17 yards against Iowa State (11/7) ... set season high with 103 rushing yards on career-high 14 carries and returned one kick for 27 yards at Kansas (10/31) ... rushed six times for 23 yards and a touchdown and returned one kick for 22 yards against Texas Tech (10/24) ... gained 10 yards on four carries and caught one pass for one yard at Kansas State (10/17) ... registered three kick returns for 81 yards, including a season-long 28-yard return, against Texas (10/1) ... returned one kick for 10 yards against West Virginia (10/3) ... gained 91 yards on six kick returns against Tulsa (9/19) ... returned one kick for 15 yards at Tennessee (9/12) ... rushed three times for 20 yards and returned one kick for four yards against Akron (9/5).

**2014**

Named a Second-Team All-American as a kick returner by CBS Sports and Third-Team All-American by Phil Steele ... earned All-Big 12 First Team honors as a kick returner by 247Sports, Athlon Sports, ESPN and FoxSportsSouthwest.com and All-Big 12 Second Team honors as a kick returner by Phil Steele ... Academic All-Big 12 Second Team honoree ... played in all 13 games with starts against Louisiana Tech, West Virginia and TCU ... scored a rushing touchdown and gained 31 yards on two carries and returned one kick for 14 yards against Clemson in the Russell Athletic Bowl (12/29) ... tied season high with 13 rushes, gaining 42 yards, and returned season-high four kicks for 110 yards against Oklahoma State (12/6) ... rushed five times for four yards and returned one kick for 36 yards against Kansas (11/22) ... gained 27 yards on four carries and brought back two kicks for 37 yards at Texas Tech (11/15) ... led team with 71 yards on six carries against Baylor (11/8) and returned one kick for 35 yards ... set career high with 144 yards rushing on 13 carries, caught one pass for five yards and returned two kicks for 30 yards at Iowa State (11/1) ... gained 75 yards on eight carries, caught one pass for five yards and returned three kicks for 45 yards against Kansas State (10/18) ... returned two kicks for 121 yards, including a 91-yard touchdown, rushed four times for nine yards and caught one pass for no gain against Texas (10/11) ... gained four yards on four carries, caught one pass for six yards and returned one kick for 20 yards at TCU (10/4) ... earned Big 12 Special Teams Player of the Week honors and was named to the Paul Hornung Award Honor Roll after returning a kickoff 100 yards for a touchdown, also gained 56 yards on eight carries and caught a career-high three passes for 19 yards at West Virginia (9/20) ... returned two kicks for 40 yards and rushed seven times for six yards against Tennessee (9/13) ... ran for 90 yards, including a career-long 82-yard touchdown, on five carries and ran one kick back for 19 yards at Tulsa (9/6) ... made the first start of his career against Louisiana Tech (8/30) and ran for 36 yards and the first two touchdowns of his career on 11 carries while setting career high for receiving yards (31), and returning one kick for 80 yards.

**2013**

Played in 10 of 13 games, mostly on special teams, missing contests against Alabama (1/2), Kansas (10/19) and Texas (10/12) ... had a season-high two carries for 11 yards against Iowa State (11/16) ... made Sooners debut against ULM (8/31) and had eight yards on one carry.

**2012**


Redshirted.

**High School**

Selected to the Under Armour All-American Game ... Four-star recruit by ESPN.com, Rivals.com, 247sports.com and Scout.com ... Carried the ball 82 times for 676 yards and 11 touchdowns as a senior at Jenks HS ... returned three kickoffs for touchdowns as a junior ... 2011 Oklahoma 6A state champion in the 200-meter dash with a time of 21.97 ... also finished third in the 100-meter dash with a time of 10.81.

**Personal**

Majoring in Arts & Sciences Planned Program.



**75**  
**DRU SAMIA**

Tackle  
6-4, 284, Fr.  
Sacramento, Calif.  
River City High School

YEAR	GP-GS
2015	11-8
<b>Career</b>	<b>11-8</b>

**2015**

Has played in 11 games with eight starts at right tackle ... started at right tackle against Oklahoma State (11/28), TCU (11/21), Baylor (11/14), Iowa State (11/7), Kansas (10/31), Texas Tech (10/24) and Kansas State (10/17) ... saw playing time against West Virginia (10/3), Tulsa (9/19) and Tennessee (9/12) ... made Sooners debut with start at right tackle against Akron (9/5), becoming one of 10 freshmen in OU history to start at offensive tackle.

**High School**

Ranked by Rivals, Scout and 247Sports as a four-star recruit and by ESPN as a three-star recruit ... recognized as the No. 136 player overall nationally by Scout ... rated as the No. 13 offensive tackle in the country according to Scout and the No. 23 according to Rivals ... slotted as the No. 14 offensive guard in the country by Scout, No. 44 by 247Sports and No. 59 by ESPN ... chosen as the No. 21 player in the state of California by Scout, No. 38 by Rivals, No. 56 by 247Sports and the No. 93 player in the state by ESPN ... ranked 136th overall in the West Region by ESPN ... invited to The Opening showcase event ... also had offers from Arizona, Texas Tech and UCLA among others ... name is pronounced drew sah-MEE-uh.

**Personal**

Majoring in economics.



In the Sooners' season opener against Akron, Dru Samia became the first OU true freshman to start at offensive tackle since Trent Williams in 2006. Samia has started eight games for OU in 2015.





**15**  
**ZACK SANCHEZ**

Cornerback  
5-11, 179, R-Jr.  
Fort Worth, Texas  
Central High School

YEAR	GP-GS	UT	AT	TOTAL	TFL	SACKS	INT	FF	FR	PBU
2013	13-13	33	13	46	0.5-1	0.0-0	2-117	0	0	13
2014	13-13	31	12	43	1.0-1	0.0-0	6-43	0	0	8
2015	10-10	35	9	44	3.5-7	0.5-4	6-60	0	0	7
<b>Career</b>	<b>36-36</b>	<b>99</b>	<b>34</b>	<b>133</b>	<b>5.0-9</b>	<b>0.5-4</b>	<b>14-220</b>	<b>0</b>	<b>0</b>	<b>28</b>

**2015**

Semifinalist for Thorpe Award ... named Second Team All-American by Sporting News and Walter Camp Football Foundation ... selected to All-Big 12 First Team ... has played in and started 10 games at cornerback (did not play against Iowa State or Kansas due to injury) ... broke up two passes and had six tackles at Oklahoma State (11/28) ... intercepted two passes, broke up another and had four tackles with one for loss against TCU (11/21) ... recorded an interception and finished with six tackles at Baylor (11/14) ... broke up one pass but was injured on game's opening play and did not return against Texas Tech (10/24) ... intercepted two passes, including a pick-six for 38 yards, and had one tackle at Kansas State (10/17) ... registered five tackles with 1.0 TFL against Texas (10/10) ... tied a career high with eight tackles, assisted on a sack and broke up a pass against West Virginia (10/3) ... tallied five tackles against Tulsa (9/19) ... recorded the game-winning interception in double overtime to go with six tackles, including 1.0 for loss, at Tennessee (9/12) ... broke up one pass while assisting on three tackles against Akron (9/5)

**2014**

Named All-Big 12 First Team by the league's coaches, AP, 247Sports, Athlon Sports and Phil Steele and All-Big 12 Second Team by ESPN.com ... semifinalist for the Jim Thorpe Award ... started all 13 games at cornerback ... broke up a pass and had four tackles with a stop for loss against Clemson in the Russell Athletic Bowl (12/29) ... intercepted a pass, broke up another pass and had four tackles against Oklahoma State (12/6) ... returned one punt for 14 yards against Kansas (11/22) ... broke up a pass and had two tackles at Texas Tech (11/15) ... made three tackles against Baylor (11/8) ... had two tackles at Iowa State (11/1) ... broke up two passes and had three tackles against Kansas State (10/18) ... earned Big 12 Defensive Player of the Week honors after returning an interception for a touchdown and tying a career high with eight tackles against Texas (10/11) ... recorded five tackles at TCU (10/4) ... intercepted a pass and had a season-high six tackles at West Virginia (9/20) ... picked off a pass and recorded two tackles against Tennessee (9/13) ... made one tackle and recorded an interception at Tulsa (9/6) ... intercepted a pass, blocked a field goal and made three tackles against Louisiana Tech (8/30)

**2013**

Named Freshman All-American by FWAA ... started all 13 games at CB ... returned an interception 43 yards, broke up a pass and made three tackles in the Sugar Bowl vs. Alabama (1/2) ... broke up a pass and recorded five tackles at Oklahoma State (12/7) ... returned an interception 74 yards for a touchdown and made four tackles at Kansas State (11/23) ... broke up a pass and made three tackles against Iowa State (11/16) ... career-high eight tackles against Texas Tech (10/26) ... broke up a pass and had two tackles at Kansas (10/19) ... made two tackles vs. Texas (10/12) ... broke up a career-high four passes and had two tackles against TCU (10/5) ... broke up three passes and had two tackles at Notre Dame (9/28) ... matched career high with six tackles and had 0.5 TFL with one pass breakup against Tulsa (9/14) ... registered six tackles against West Virginia (9/7) ... in Sooners debut, started and made three tackles with one pass breakup against ULM (8/31)

**2012**

Redshirted.

**High School**

Three star-recruit by ESPN.com, Rivals.com, 247sports.com and Scout.com ... picked off nine passes on defense and had 45 receptions for 994 yards and 13 touchdowns on offense as a senior ... named AP first team All-State.

**Personal**

Son of Rudy and Yvette Sanchez ... majoring in communication.



**43**  
**AUSTIN SEIBERT**

Kicker/Punter  
5-10, 210, Fr.  
Belleville, Ill.  
Belleville West High School

YEAR	GP-GS	FGM-FGA	PCT	BLK	LONG	PAT	PCT
2015	12-0	17-22	77.3	0	46	68-70	97.1
<b>Career</b>	<b>12-0</b>	<b>17-22</b>	<b>77.3</b>	<b>0</b>	<b>46</b>	<b>68-70</b>	<b>97.1</b>

YEAR	PUNTS	YARDS	AVG	LONG	TB	FC	I20	50+
2015	51	2,162	42.4	58	2	27	20	10
<b>Career</b>	<b>51</b>	<b>2,162</b>	<b>42.4</b>	<b>58</b>	<b>2</b>	<b>27</b>	<b>20</b>	<b>10</b>

**2015**

Semifinalist for Ray Guy Award ... named to All-Big 12 Second Team as a punter ... has played in all 12 games ... went 1 for 2 on field goals and averaged 45.3 yards on three punts at Oklahoma State (11/28) ... tied career high with three field goals made (3 for 4) and averaged 37.7 yards on nine punts with four inside the 20 against TCU (11/21) ... made a 33-yard field goal and punted five times for an average of 41.8 yards at Baylor (11/14) ... made 1 of 2 field goals and punted three times for an average of 39.3 yards per kick against Iowa State (11/7) ... went 1 for 2 on field goals with a career long 46-yarder at Kansas (10/31) ... missed a 32-yard field goal but booted a 57-yard punt against Texas Tech (10/24) ... converted both field goal attempts (20, 19) and averaged 38.0 yards on two punts at Kansas State (10/17) ... made his eighth straight field goal to start his career (an OU record) and averaged 39.6 yards on seven punts against Texas (10/10) ... connected on all three field goals and punted five times for an average of 43.4 yards, including a career-long 58-yard punt, against West Virginia (10/3) ... made a 20-yard field goal and averaged 44.0 yards on two punts against Tulsa (9/19) ... converted on a 35-yard field goal and averaged 43.4 yards on eight punts at Tennessee (9/12) ... made Sooners debut with two field goals (35, 41 yards) and six punts averaging 49.7 yards against Akron (9/5).

**High School**


Three-star recruit according to ESPN, Scout and Rivals and a two-star recruit by 247Sports ... listed as the No. 1 punter in the country by Kohl's ... ranked as the No. 1 kicker in the country according to ESPN, No. 2 according to Kohl's and Rivals and No. 5 by 247Sports ... chosen as the 15th-best prospect out of Illinois by ESPN, 29th by Rivals and 50th by 247Sports ... rated as the No. 51 overall prospect in the Midwest by ESPN ... selected to compete in the Under Armour All-American Game ... also named Kohl's Kicking First Team All-America ... chose OU over schools that included Colorado, Kentucky and Miami (Fla.) among others ... last name pronounced SIGH-ber-t.

**Personal**

Undecided on a major.



Redshirt junior Zack Sanchez has logged six interceptions in 2015, returning one of them for a touchdown. Sanchez owns 14 total interceptions for his career, second most in school history.



**20**  
**FRANK SHANNON**

Linebacker  
6-0, 239, R-Sr.  
Dallas, Texas  
Skyline High School

YEAR	GP-GS	UT	AT	TOTAL	TFL	SACKS	INT	FF	FR	PBU
2012	12-2	22	18	40	3.5-15	2.0-12	0	0	1	0
2013	13-13	55	37	92	7.0-24	2.0-13	1-17	1	0	0
2014	NOT ENROLLED AT OU									
2015	11-3	23	13	36	0.0-0	0.0-0	1-0	0	0	0
<b>Career</b>	<b>36-18</b>	<b>100</b>	<b>68</b>	<b>168</b>	<b>10.5-39</b>	<b>4.0-25</b>	<b>2-17</b>	<b>1</b>	<b>1</b>	<b>0</b>

**2015**

Has played in 11 games with three starts (did not play at Tennessee) ... recorded one tackle at Oklahoma State (11/28) ... started and made one tackle against TCU (11/21) ... assisted on a tackle at Baylor (11/14) ... made two tackles against Iowa State (11/7) ... had nine tackles in start at Kansas (10/31) ... started and had a season-high 13 tackles and an interception against Texas Tech (10/24) ... tied for team lead with four tackles at Kansas State (10/17) ... saw playing time against Texas (10/10), West Virginia (10/3) and Tulsa (9/19) ... made five tackles against Akron (9/5).

**2014**

Was not enrolled at Oklahoma.

**2013**

Honorable mention All-Big 12 by coaches ... All-Big 12 Second Team by Phil Steele ... started all 13 games ... tied for team lead with seven tackles in the Sugar Bowl vs. Alabama (1/2) ... picked up six tackles at Oklahoma State (12/7) ... recorded three tackles at Kansas State (11/23) ... career-high 2.5 tackles for loss and 2.0 sacks as part of eight tackles against Iowa State (11/16) ... game-high 15 tackles, including 2.0 TFL, at Baylor (11/7) ... recorded one tackle against Texas Tech (10/26) ... tallied two tackles at Kansas (10/19) ... career-high 16 tackles and had a forced fumble and quarterback hurry against Texas (10/12) ... led team with seven tackles and had 1.0 TFL against TCU (10/5) ... intercepted the first pass of his career and had a team-high eight tackles with 0.5 TFL at Notre Dame (9/28) ... tallied 10 tackles against Tulsa (9/14) ... made two tackles versus West Virginia (9/7) ... recorded seven tackles with 1.0 TFL against ULM (8/31).

**2012**

Played in 12 games with two starts ... recorded a season-high eight tackles and a sack vs. Baylor (11/10) ... posted first three career tackles against Florida A&M (9/8).

**2011**

Redshirted.

**High School**

Four-star recruit by Scout.com and Tom Lemming's MaxPreps ... three-star recruit by ESPN.com and Rivals.com ... high school teammate of current Sooner Joe Powell.

**Personal**

Son of Joe and Phillis Shannon ... cousin, Akarika Dawn, was a middle linebacker at Colorado from 2002-05 ... chose No. 20 after favorite player Brian Dawkins ... majoring in Arts & Sciences Planned Program.



**3**  
**STERLING SHEPARD**

Wide Receiver  
5-10, 193, Sr.  
Oklahoma City, Okla.  
Heritage Hall High School

YEAR	GP-GS	REC	YDS	AVG	TD	LONG	PR	YDS	AVG	TD	LONG
2012	13-4	45	621	13.8	3	52	0	0	0	0	—
2013	12-12	51	603	11.8	7	57	0	0	0	0	—
2014	12-12	51	970	19.0	5	75	11	73	6.6	0	18
2015	12-12	79	1,201	15.2	11	74	19	148	7.9	0	27
<b>Career</b>	<b>49-40</b>	<b>226</b>	<b>3,395</b>	<b>15.0</b>	<b>26</b>	<b>75</b>	<b>30</b>	<b>7.3</b>	<b>7.3</b>	<b>0</b>	<b>27</b>

**2015**

Semifinalist for the Biletnikoff Award ... named to All-Big 12 First Team ... has started all 12 games ... led team with 10 receptions for 87 yards and a touchdown and returned one punt for two yards at Oklahoma State (11/28) ... tallied 111 receiving yards and a touchdown on eight catches against TCU (11/21) ... caught season-high 14 passes for 177 yards and two touchdowns at Baylor (11/14) ... made four catches for 94 yards, including a season-long 74-yard touchdown grab, and returned two punts for six yards against Iowa State (11/7) ... set season highs in receptions (11) and receiving yards (183) with a touchdown and three punt returns for 13 yards at Kansas (10/31) ... made two catches for 50 yards against Texas Tech (10/24) ... tied career high with two touchdown receptions and finished with 83 yards on four catches at Kansas State (10/17) ... led team with 95 receiving yards, including a season-long 50 yard grab, on six catches and returned one punt for two yards against Texas (10/10) ... caught two passes for 35 yards and a touchdown and returned two punts for 36 yards, including a career-long 27 yard return, against West Virginia (10/3) ... posted eight catches for 144 yards and returned one punt for 18 yards against Tulsa (9/19) ... caught seven passes for 74 yards and two touchdowns and returned four punts for 40 yards at Tennessee (9/12) ... started at wide receiver, catching three passes for 68 yards and returning four punts for 32 yards against Akron (9/5).

**2014**

Winner of the Disney Sports Spirit Award ... named to the All-Big 12 First Team by the league's coaches and ESPN.com and All-Big 12 Second Team by the AP, 247Sports, Athlon Sports and Phil Steele ... semifinalist for the Biletnikoff Award ... tied school record with 15 receptions and tallied 197 receiving yards and a touchdown against Kansas State (10/18) ... caught four passes for 63 yards and a touchdown, rushed three times for 25 yards and returned three punts for 23 yards against Texas (10/11) ... established a career high with 215 receiving yards, including a career-long 75-yard grab, and a touchdown on seven catches at TCU (10/4) ... managed 101 yards on six catches, rushed twice for three yards, returned one punt for five yards and one kick for four yards at West Virginia (9/20) ... went over 100 yards receiving for the second straight game with 109 yards on five catches against Tennessee (9/13) ... had eight receptions, including a touchdown, with 177 receiving yards and returned two punts for one yard at Tulsa (9/6) ... caught four passes for 49 yards and a touchdown, rushed once for two yards and returned two punts for 35 yards against Louisiana Tech (8/30).

**2013**

Played in and started 12 of 13 games, missing the Iowa State contest due to injury (11/16) ... scored the first rushing touchdown of his career, finishing with three carries for 14 yards, and tied for the team lead with seven catches for 63 yards and another score in the Sugar Bowl vs. Alabama (1/2) ... led team with seven catches for 112 yards at Oklahoma State (12/7) ... recorded five receptions for 83 yards, including a 54-yard touchdown catch, at Notre Dame (9/28) ... season-high eight catches for 123 yards and two touchdown grabs against Tulsa (9/14).

**2012**

Named Big 12 Offensive Freshman of the Year Honorable Mention by coaches ... played in all 13 games with four starts ... his 621 receiving yards were the third-highest total by an OU freshman, while his 45 receptions ranked fourth all-time among OU freshmen ... made first three career catches for 48 yards vs. Florida A&M (9/8) ... made first career start and hauled in seven receptions for 108 yards and first career touchdown vs. Kansas State (9/22) ... recorded a season-long 52-yard reception at West Virginia (11/17).

**High School**

Selected to the Under Armour All-American Game ... four-star recruit by ESPN.com, Rivals.com, 247sports.com and Scout.com ... carried the ball 28 times for 303 yards and eight touchdowns and caught 73 passes for 1,243 yards and 17 touchdowns as a senior at Heritage Hall HS ... rushed for 1,115 yards and caught 133 passes for 2,335 yards and 38 touchdowns in his high school career ... 5,148 career all-purpose yards ... Under Armour Skills Champion.

**Personal**

Parents are Cheri and the late Derrick Shepard ... wears the same jersey number (#3) as his late father who lettered at OU as wide receiver from 1983-86 ... majoring in Arts & Sciences Planned Program.





**55**  
**JOSIAH ST. JOHN**

Tackle  
6-6, 308, R-Sr.  
Toronto, Canada  
Trinity Valley Community College

YEAR	GP-GS
2014	8-0
2015	7-4
<b>Career</b>	<b>15-4</b>

**2015**  
Has played in seven games with four starts at right tackle ... saw playing time against Iowa State (11/7) and Kansas (10/31) ... started at right tackle against Texas (10/10), West Virginia (10/3) and Tulsa (9/19) ... made first start of career at right tackle at Tennessee (9/12) ... saw playing time against Akron (9/5).

**2014**  
Played in eight of 13 games, appearing in the first three contests of the year, against Iowa State (11/1) and in the final four games of the season ... made Sooners' debut against Louisiana Tech (8/30).

**2013**  
Redshirted.

**Junior College**  
Four-star recruit by ESPN.com, 247sports.com and PrepStar.com ... Three-star recruit by Scout.com and Rivals.com ... No. 6 JUCO recruit (ESPN.com) ... Had offers from Kansas, Baylor, Arizona State, Arkansas, Florida State, Mississippi, Oregon State, Texas A&M, Texas Tech and West Virginia.

**Personal**  
Son of Lovelace St. John ... majoring in Arts & Sciences Planned Program.



**Senior Eric Striker has totaled 16.0 tackles for loss, 7.5 sacks and two takeaways in 2015 to help lead a much improved OU defense. Striker was named a First-Team All-American (Sporting News) and to the All-Big 12 First Team.**



**19**  
**ERIC STRIKER**

Linebacker  
6-0, 222, Sr.  
Tampa, Fla.  
Armwood High School

YEAR	GP-GS	UT	AT	TOTAL	TFL	SACKS	INT	FF	FR	PBU
2012	13-0	3	3	6	0.0-0	0.0-0	0	0	0	0
2013	13-13	28	22	50	10.5-64	6.5-48	0	1	1-3	3
2014	13-13	45	23	68	17.0-79	9.0-48	0	0	2-2	5
2015	12-12	36	25	61	16.0-71	7.5-53	1-33	1	1-0	3
<b>Career</b>	<b>51-38</b>	<b>112</b>	<b>73</b>	<b>185</b>	<b>43.5-214</b>	<b>23.0-149</b>	<b>1-33</b>	<b>2</b>	<b>4-5</b>	<b>11</b>

**2015**  
Named First Team All-American by Sporting News ... chosen as Second Team All-American by the AP and FWAA ... selected to All-Big 12 First Team ... started at outside linebacker in all 12 games ... broke up two passes and made three tackles, including 0.5 for loss, at Oklahoma State (11/28) ... led team with nine tackles, including 1.5 for loss, and a pass breakup against TCU (11/21) ... made five tackles with 1.0 for loss at Baylor (11/14) ... made four tackles, including a sack, against Iowa State (11/7) ... recovered a fumble and had one tackle at Kansas (10/31) ... intercepted the first pass of his career and had four tackles with 2.0 sacks against Texas Tech (10/24) ... tied career high with 3.0 tackles for loss at Kansas State (10/17) ... two of four tackles went for sacks against Texas (10/10) ... tied a career high with 12 tackles and 3.0 TFL while also recording 2.0 sacks and a forced fumble against West Virginia (10/3) ... made five tackles against Tulsa (9/19) ... recorded six tackles, including 1.5 for loss and half a sack, at Tennessee (9/12) ... posted five tackles, including 0.5 for loss, against Akron (9/5).


**2014**  
Named Third-Team All-American by the AP and Phil Steele ... earned All-Big 12 First Team honors by the league's coaches, AP, 247Sports, ESPN.com, FoxSportsSouthwest.com and Phil Steele and All-Big 12 Second Team honors by Athlon Sports ... received honorable mention All-Big 12 honors for Defensive Player of the Year by the league's coaches ... quarterfinalist for the Lott IMPACT Trophy ... started all 13 games at outside linebacker ... recorded a career-high 12 tackles with 3.0 tackles for loss, including 1.5 sacks, and a pass breakup in the Russell Athletic Bowl against Clemson (12/29) ... assisted on a sack and finished with five tackles against Oklahoma State (12/6) ... made six tackles with 2.0 tackles for loss, including 0.5 sacks, and recovered a fumble against Kansas (11/22) ... broke up a pass and had five tackles, including two tackles for loss with one sack, at Texas Tech (11/15) ... tallied six tackles against Baylor (11/8) ... broke up two passes and made three tackles with one sack at Iowa State (11/1) ... had three tackles against Kansas State (10/18) ... of his three tackles against Texas (10/11), two went for a loss, including a sack ... both tackles went for sacks and recovered a fumble at TCU (10/4) ... matched career high with eight tackles and posted 2.0 tackles for loss, including a sack, and broke up a pass at West Virginia (9/20) ... tallied six tackles, including 2.0 for loss, and three quarterback hurries against Tennessee (9/13) ... recorded eight tackles at Tulsa (9/6) ... assisted on a sack against Louisiana Tech (8/30).

**2013**  
All-Big 12 First Team by Sporting News and All-Big 12 Second Team by coaches and Phil Steele ... started all 13 games ... set career-high with 3.0 sacks, matched season high with seven tackles and forced the first fumble of his career in the Sugar Bowl vs. Alabama (1/2) ... returned a fumble three yards for a touchdown and made one tackle at Oklahoma State (12/7) ... assisted on a tackle at Kansas State (11/23) ... posted six tackles with 1.0 sack against Iowa State (11/16) ... made five tackles with 1.0 TFL and broke up a pass at Baylor (11/7) ... career-high 1.5 sacks, part of three-tackle effort, against Texas Tech (10/26) ... recorded the first sack of his career and finished with six tackles at Kansas (10/19) ... season-high seven tackles with a pass breakup and 1.0 TFL vs. Texas (10/12) ... made two tackles, including a tackle for loss, against TCU (10/5) ... tallied two tackles and had a quarterback hurry that resulted in an INT for a touchdown by Corey Nelson at Notre Dame (9/28) ... recorded four tackles against Tulsa (9/14) ... totaled five tackles with 1.0 TFL against West Virginia (9/7) ... made first start of career and had one tackle against ULM (8/31) ... Academic All-Big 12 Second Team.

**2012**  
Played in all 13 games ... tallied the first six tackles of his career vs. Kansas (10/20).

**High School**  
Four-star recruit by Rivals.com and 247sports.com ... three star recruit by ESPN.com and Scout.com ... Recorded 109 tackles, 11 sacks and 18 tackles for loss as a senior ... Set a school record at Armwood HS for careers sacks with 42 ... First team Sports Illustrated All-American ... had 125 tackles including 16 sacks as a junior.

**Personal**  
Son of Lia Skelton and Eric Striker ... convinced that going away to school would be best for him, narrowed his list of finalists down to Oklahoma, Auburn and LSU ... grew up a huge fan of the Tampa Bay Buccaneers and their defense, particularly the style of defensive tackle Warren Sapp ... majoring in political science ... won 2015 media cooperation award as voted on by local reporters.



**21**  
**WILL SUNDERLAND**

Safety  
6-2, 194, Fr.  
Midwest City, Okla.  
Midwest City High School

YEAR	GP-GS	UT	AT	TOTAL	TFL	SACKS	INT	FF	FR	PBU
2015	8-0	2	1	3	0.0-0	0.0-0	0	0	0	0
<b>Career</b>	<b>8-0</b>	<b>2</b>	<b>1</b>	<b>3</b>	<b>0.0-0</b>	<b>0.0-0</b>	<b>0</b>	<b>0</b>	<b>0</b>	<b>0</b>

**2015**  
Has played in eight games ... saw playing time against TCU (11/21), Baylor (11/14) and Iowa State (11/7) ... had a career-high two tackles at Kansas (10/31) ... made the first tackle of his career against Texas Tech (10/24) ... saw playing time at Kansas State (10/17) and Tennessee (9/12) ... made Sooners debut against Akron (9/5).

**High School**  
A four-star recruit according to ESPN, Scout and Rivals and a three-star recruit according to 247Sports ... listed as the No. 109 overall player in the country by Rivals, No. 125 overall by Scout and the No. 227 overall player by ESPN ... rated as the seventh-best safety in the country by Rivals and Scout, No. 17 by ESPN and No. 23 by 247Sports ... ranked as the No. 1 player in the state of Oklahoma according to Scout, No. 2 by Rivals, No. 5 by ESPN and the No. 6 player in the state by 247Sports ... rated 35th in the Midlands Region by ESPN ... invited to The Opening showcase event and the Semper Fidelis All-American Game ... also received offers from Nebraska, Ohio State and Oklahoma State among others ... hails from the same prep alma mater as Oklahoma running backs coach, Cale Gundy.

**Personal**  
Majoring in business.



Senior receiver Sterling Shepard scored the winning touchdown in the second overtime against Tennessee. Shepard has recorded 1,201 receiving yards and 11 touchdowns on 79 receptions (all single-season career highs) in 2015.



**91**  
**CHARLES TAPPER**

Defensive End  
6-2, 282, Sr.  
Baltimore, Md.  
College City High School

YEAR	GP-GS	UT	AT	TOTAL	TFL	SACKS	INT	FF	FR	PBU
2012	5-0	0	2	2	0.0-0	0.0-0	0	0	0	0
2013	13-12	24	25	49	9.0-40	5.5-31	0	0	0	1
2014	13-13	13	24	37	7.5-27	3.0-18	0	1	1-0	2
2015	12-12	27	18	45	10.0-53	7.0-38	0	4	1-1	2
<b>Career</b>	<b>43-37</b>	<b>64</b>	<b>69</b>	<b>133</b>	<b>26.5-120</b>	<b>15.5-87</b>	<b>0</b>	<b>5</b>	<b>2-1</b>	<b>5</b>

**2015**  
Selected to All-Big 12 First Team ... has started all 12 games ... recorded one tackle at Oklahoma State (11/28) ... tallied six tackles with 1.0 sacks and forced and recovered a fumble against TCU (11/21) ... made six tackles with 2.0 for loss, including a sack, and broke up a pass at Baylor (11/14) ... two of four tackles were sacks against Iowa State (11/7) ... posted four tackles with career-high 3.0 sacks and two forced fumbles at Kansas (10/31) ... made three tackles against Texas Tech (10/24) ... had two tackles at Kansas State (10/17) ... posted three tackles against Texas (10/10) ... set career high with eight tackles, including 1.0 TFL, against West Virginia (10/3) ... recorded four tackles against Tulsa (9/19) ... forced a fumble and had two tackles, including one for loss, at Tennessee (9/12) ... recorded two tackles and a pass breakup against Akron (9/5).

**2014**  
Earned honorable mention All-Big 12 honors from the league's coaches ... started all 13 games at defensive end ... assisted on a tackle against Clemson in the Russell Athletic Bowl (12/29) ... tied season high with six tackles, including 1.5 tackles for loss, against Oklahoma State (12/6) ... had three tackles, including 1.5 tackles for loss, against Kansas (11/22) ... made two tackles at Texas Tech (11/15) ... assisted on a tackle against Baylor (11/8) ... forced a fumble and made two tackles, including a sack, at Iowa State (11/1) ... tied season high with 1.5 tackles for loss, including a sack, and finished with four tackles against Kansas State (10/18) ... recorded five tackles against Texas (10/11) ... recorded four tackles with 0.5 tackles for loss and a pass breakup at TCU (10/4) ... recovered the first fumble of his career and made two tackles at West Virginia (9/20) ... assisted on two tackles against Tennessee (9/13) ... broke up a pass and made two tackles at Tulsa (9/6) ... posted three tackles with a team-high 1.5 tackles for loss and a sack against Louisiana Tech (8/30).

**2013**  
All-Big 12 First Team by coaches and Phil Steele ... All-Big 12 Second Team by AP and Athlon Sports ... played in all 13 games with starts in every game except for the contest against Iowa State (11/16) ... recorded two tackles in Sugar Bowl vs. Alabama (1/2) ... tied season high with six tackles, including 1.0 sack, at Oklahoma State (12/7) ... recorded two tackles with 0.5 TFL at Kansas State (11/23) ... assisted on a tackle for loss against Iowa State (11/16) ... made four tackles at Baylor (11/7) with 1.0 TFL and one pass breakup ... had one tackle against Texas Tech (10/26) ... matched season high with six tackles and had 3.0 TFL and 2.0 sacks at Kansas (10/19) ... made four tackles vs. Texas (10/12) ... had a season-high 2.0 sacks to go with five tackles against TCU (10/5) ... tallied four tackles with 0.5 tackles for loss at Notre Dame (9/28) ... season-high six tackles with 0.5 sack against Tulsa (9/14) ... made five tackles versus West Virginia (9/7) ... had three tackles in first start of career against ULM (8/31).

**2012**  
Played in five games ... registered the first two tackles of his career vs. Kansas (10/20).

**High School**  
Four-star recruit by 247sports.com ... three-star recruit by ESPN.com, Rivals.com and Scout.com ... finished his senior with 100 tackles and five sacks ... also caught 10 passes for 200 yards and five touchdowns as a tight end ... began playing football his junior of high school ... also a standout basketball player for Nike Baltimore Elite.

**The Wrap-Up**  
Son of Rhonda and the late Charles Tapper ... majoring in African and African-American studies.





**6**  
**STANVON TAYLOR**

Cornerback  
5-11, 178, Jr.  
Tulsa, Okla.  
East Central High School

YEAR	GP-GS	UT	AT	TOTAL	TFL	SACKS	INT	FF	FR	PBU
2013	13-1	4	0	4	0.0-0	0.0-0	0	0	0	2
2014	13-0	5	3	8	1.0-1	0.0-0	0	0	0	0
2015	4-0	0	2	2	0.0-0	0.0-0	0	0	0	0
<b>Career</b>	<b>30-1</b>	<b>9</b>	<b>5</b>	<b>14</b>	<b>1.0-1</b>	<b>0.0-0</b>	<b>0</b>	<b>0</b>	<b>0</b>	<b>2</b>


**2015**  
Has played in four games ... saw playing time against Iowa State (11/7), West Virginia (10/3) and Tulsa (9/19) ... assisted on two tackles against Akron (9/5).

**2014**  
Played in all 13 games ... finished with two tackles against Oklahoma State (12/6) ... recorded one tackle for loss against Kansas (11/22) ... had one tackle at Iowa State (11/1) ... made one tackle at TCU (10/4) ... tied career high with three tackles against Louisiana Tech (8/30).

**2013**  
Played in all 13 games ... recorded one tackle against Iowa State (11/16) ... made first start of career against Tulsa (9/14) and finished with three tackles and two pass breakups ... made Sooners debut against ULM (8/31).

**High School**  
Four-star recruit by Rivals.com, Scout.com, 247sports.com, ESPN.com and PrepStar.com ... Oklahoma 2013 Gatorade Player of the Year ... 2013 Gridiron Kings Game selection ... Caught 67 passes for 1,100 yards and two TDs as a senior and rushed for 301 yards and two TDs ... Had 53 tackles and posted four INTs, including one for a TD ... No. 1 player in Oklahoma (247sports.com) ... No. 2 player in Oklahoma (ESPN.com and Rivals.com) ... No. 8 athlete (Rivals.com) ... No. 8 WR (247sports.com) ... No. 20 athlete (ESPN.com) ... No. 88 player (247sports.com) ... Also lettered in basketball and track ... Offered by Arkansas, Oklahoma St., Kansas St., and Tulsa.

**Personal**  
Son of Tiffany Taylor and Stanley Reason ... majoring in African and African-American studies.



**13**  
**AHMAD THOMAS**

Safety  
6-0, 213, Jr.  
Miami, Fla.  
Miami Central High School

YEAR	GP-GS	UT	AT	TOTAL	TFL	SACKS	INT	FF	FR	PBU
2013	12-0	7	2	9	1.0-1	0.0-0	0	0	0	0
2014	13-13	48	27	75	0.5-1	0.0-0	1-0	0	0	2
2015	12-12	44	24	68	1.5-5	1.5-5	3-33	0	0	2
<b>Career</b>	<b>37-25</b>	<b>99</b>	<b>53</b>	<b>152</b>	<b>3.0-7</b>	<b>1.5-5</b>	<b>4-33</b>	<b>0</b>	<b>0</b>	<b>4</b>

**2015**  
Named to All-Big 12 Second Team ... has started all 12 games (seven at free safety and five at strong safety) ... started at free safety and tallied three tackles at Oklahoma State (11/28) ... intercepted a pass, broke up another and had one tackle in start at free safety against TCU (11/21) ... had an interception and tacked on four tackles at Baylor (11/14) ... led team with 10 tackles in start at free safety against Iowa State (11/7) ... made three tackles in start at free safety at Kansas (10/31) ... started at free safety and broke up a pass and had nine tackles against Texas Tech (10/24) ... in start at free safety made one tackle at Kansas State (10/17) ... recorded six tackles against Texas (10/10) ... intercepted a pass and had eight tackles, including a sack, against West Virginia (10/3) ... assisted on the first sack of his career and finished with 10 tackles against Tulsa (9/19) ... had a team-high 11 tackles at Tennessee (9/12) ... made two tackles against Akron (9/5).

**2014**  
Started all 13 games at free safety ... tallied 10 tackles in the Russell Athletic Bowl against Clemson (12/29) ... broke up a pass and made five tackles against Oklahoma State (12/6) ... intercepted the first pass of his career and made two tackles against Kansas (11/22) ... had six tackles at Texas Tech (11/15) ... set career high with 14 tackles, and had 0.5 tackles for loss, against Baylor (11/8) ... recorded five tackles at Iowa State (11/1) ... made three tackles against Kansas State (10/18) ... tallied 10 tackles against Texas (10/11) ... tallied six tackles at TCU (10/4) ... had seven tackles at West Virginia (9/20) ... made three tackles against Tennessee (9/13) ... posted three tackles at Tulsa (9/6) ... made the first start of his career against Louisiana Tech (8/30) and recorded a pass breakup and one tackle.

**2013**  
Played in 12 of 13 games, missing the Tulsa contest (9/14) ... recorded one tackle and returned a kick two yards at Oklahoma State (12/7) ... had a season-high six tackles against Iowa State (11/16) ... recorded the first two tackles of his career, and the first TFL, at Baylor (11/7) ... made Sooners debut against ULM (8/31).

**High School**  
Early enrollee at OU ... Four-star recruit by 247sports.com ... Three-star recruit by ESPN.com, Rivals.com, Scout.com ... Leader of two-time Florida Class 6A Championship team ... Selected for the Semper Fidelis All-American Game .. Had 82 tackles, a sack and an INT as a junior ... No. 27 safety (247sports.com) ... No. 36 safety (Scout.com) ... No. 44 player in Florida (247sports.com) ... No. 58 safety (ESPN.com) ... No. 71 player in Florida (Rivals.com) ... Had offers from Auburn, Florida St., Notre Dame, North Carolina St. and West Virginia.

**Personal**  
Son of Marvice Thomas ... majoring in Arts & Sciences Planned Program.



**14**  
**CODY THOMAS**

Quarterback  
6-4, 211, R-So.  
Colleyville, Texas  
Heritage High School

YEAR	GP-GS	COMP	ATT	PCT	YDS	AVG	TD	INT	LONG	RUSH	YDS	AVG	TD	LONG
2014	7-3	30	66	36.7	342	48.9	2	4	47	23	141	6.1	1	9
2015	2-0	1	1	100.0	1	0.5	0	0	1	0	0	—	0	—
<b>Career</b>	<b>9-3</b>	<b>31</b>	<b>67</b>	<b>46.3</b>	<b>343</b>	<b>38.1</b>	<b>2</b>	<b>4</b>	<b>47</b>	<b>23</b>	<b>141</b>	<b>6.1</b>	<b>1</b>	<b>9</b>

**2015**  
Has played in two games ... saw playing time at Kansas (10/31) ... completed lone pass attempt for one yard at Kansas State (10/17).

**2014**  
Played in seven of 13 games with three starts ... started against Oklahoma State (12/6), completing 10-17 passes for 120 yards and a touchdown and rushing eight times for negative eight yards ... started against Kansas (11/22), completing 3-13 passes for 39 yards and rushing three times for 21 yards ... made first career start at Texas Tech (11/15), completing 10 of 20 passes for 133 yards and a touchdown and rushing eight times for 103 yards and another score ... completed one of two passes for two yards against Baylor (11/8) ... ran for 20 yards on three carries and completed 1-8 passes for 11 yards at Iowa State (11/1) ... completed both passes for 17 yards and rushed once for five yards against Kansas State (10/18) ... in Sooners debut, threw for 20 yards on three of four passing at Tulsa (9/6).

**2013**  
Redshirted.

**High School**  
Four-star recruit by ESPN.com, Rivals.com, 247sports.com and PrepStar.com ... Passed for 4,154 yards and 51 TDs as a senior ... Passed for 3,057 yards and 32 TDs as a junior ... Selected for the 2013 Elite 11 quarterback finals ... Also was a prep baseball standout ... No. 6 QB (247sports.com) ... No. 7 QB (Rivals.com) ... No. 9 player in Texas (247sports.com) ... No. 13 QB (ESPN.com) ... No. 13 player in Texas (Rivals.com) ... No. 23 player in Texas (ESPN.com) ... Had offers from Alabama, Arkansas, Texas Tech, Florida, Auburn, LSU, Michigan State, Notre Dame, USC, Oklahoma State, Oregon and TCU.

**Personal**  
Son of Pete and Lesa Thomas ... a former outfielder on the Oklahoma baseball team ... majoring in management.



**7**  
**JORDAN THOMAS**

Cornerback  
6-0, 191, So.  
Klein, Texas  
Klein High School

YEAR	GP-GS	UT	AT	TOTAL	TFL	SACKS	INT	FF	FR	PBU
2014	13-4	27	5	32	0.0-0	0.0-0	0	0	0	5
2015	11-10	32	12	44	0.0-0	0.0-0	5-153	0	0	4
<b>Career</b>	<b>24-14</b>	<b>59</b>	<b>17</b>	<b>76</b>	<b>0.0-0</b>	<b>0.0-0</b>	<b>5-153</b>	<b>0</b>	<b>0</b>	<b>9</b>

**2015**  
Named to All-Big 12 Second Team ... has played in 11 games with 10 starts (did not play against Tulsa and did not start against Akron) ... intercepted two passes and recorded six tackles at Oklahoma State (11/28) ... made four tackles against TCU (11/21) ... tallied four tackles at Baylor (11/14) ... made four tackles at Kansas (10/31) ... had four tackles against Texas Tech (10/24) ... intercepted a pass, broke up two more and had two tackles at Kansas State (10/17) ... broke up a pass and had four tackles against Texas (10/10) ... intercepted two passes, broke up a pass and had three tackles against West Virginia (10/3) ... had a season-high six tackles at Tennessee (9/12) ... tallied five tackles against Akron (9/5).

**2014**  
Played in all 13 games with starts at cornerback in the final four contests of the season ... broke up a career-high three passes and had four tackles against Clemson in the Russell Athletic Bowl (12/29) ... set career high with seven tackles against Oklahoma State (12/6) ... tallied three tackles against Kansas (11/22) ... made first start of his career at Texas Tech (11/15), breaking up a pass and recording six tackles ... had four tackles against Baylor (11/8) ... had one tackle at Iowa State (11/1) ... broke up a pass and assisted on a tackle against Tennessee (9/13) ... in Sooners' debut, recorded four tackles vs. Louisiana Tech (8/30).

**High School**  
Three-star recruit by ESPN.com, Rivals.com, 247sports.com, and Scout.com ... No. 38 player in Texas (Rivals.com) ... No. 67 player in Texas (ESPN.com) ... No. 38 safety (247sports.com) ... No. 42 safety (Scout.com) ... No. 56 safety (ESPN.com) ... Also had offers from Northwestern, Oklahoma State, and Utah.

**Personal**  
Majoring in mechanical engineering.



**19**  
**DALLIS TODD**

Wide Receiver  
6-3, 196, R-Fr.  
La Mirada, Calif.  
La Mirada High School

YEAR	GP-GS	REC	YDS	AVG	TD	LONG
2015	6-0	1	9	9.0	0	9
<b>Career</b>	<b>6-0</b>	<b>1</b>	<b>9</b>	<b>9.0</b>	<b>0</b>	<b>9</b>

**2015**  
Has played in six games ... caught the first pass of his career for nine yards against Iowa State (11/7) ... saw playing time against Kansas (10/31), Texas Tech (10/24), Kansas State (10/17) and Tulsa (9/19) ... made Sooners debut against Akron (9/5).

**2014**  
Redshirted.

**High School**  
Four-star recruit by ESPN.com, Rivals.com, 247sports.com and Scout.com ... Caught 66 passes for 1,163 yards and eight touchdowns as a senior ... Latched onto 72 passes for 1,041 yards and 10 touchdowns as a junior ... Caught 60 passes for 866 yards and 10 touchdowns as a sophomore ... Played in the Semper Fidelis All-American game ... Named First Team All-League, All-CIF, All-Area, All Southern California Dream Team, All Long Beach Poly News for three consecutive years ... Also had offers from Arizona, Arizona State, Florida, Florida State, Miami, Notre Dame and Ohio State ... No. 31 wide receiver (247sports.com) ... No. 37 wide receiver (ESPN.com) ... No. 40 wide receiver (Scout.com) ... No. 50 wide receiver (Rivals.com) ... No. 23 player in California (247sports.com) ... No. 28 player in California (ESPN.com) ... No. 38 player in California (Rivals.com).

**Personal**  
Majoring in journalism.



**93**  
**JORDAN WADE**

Defensive Tackle  
6-3, 300, R-Jr.  
Round Rock, Texas  
Stony Point High School

YEAR	GP-GS	UT	AT	TOTAL	TFL	SACKS	INT	FF	FR	PBU
2013	12-8	8	9	17	1.5-1	1.5-1	0	0	0	0
2014	6-0	5	4	9	0.5-1	0.5-0	0	0	0	0
2015	12-1	11	7	18	2.0-3	1.0-2	0	0	1-0	1
<b>Career</b>	<b>30-9</b>	<b>24</b>	<b>20</b>	<b>44</b>	<b>4.0-5</b>	<b>3.0-4</b>	<b>0</b>	<b>0</b>	<b>1-0</b>	<b>1</b>

**2015**

Has played in all 12 games with one start at defensive tackle ... made two tackles, including a sack, at Baylor (11/14) ... collected two tackles against Iowa State (11/7) ... had two tackles at Kansas (10/31) ... posted three tackles against Texas Tech (10/24) ... picked up a sack in start at Kansas State (10/17) ... tallied two tackles against Texas (10/10) ... matched career high with four tackles against Tulsa (9/19) ... recovered the first fumble of his career and had two tackles against Akron (9/5).

**2014**

Played in six of 13 games ... tied season high with two tackles, including an assist on a sack, against Clemson in the Russell Athletic Bowl (12/29) ... matched season high with two tackles against Kansas (11/22) ... made one tackle against Baylor (11/8) ... saw playing time at Iowa State (11/1) ... tied season high with two tackles against Tennessee (9/13) ... recorded two tackles against Louisiana Tech (8/30).

**2013**

Played in 12 of 13 games, missing the West Virginia contest (9/7) ... started in the Sugar Bowl vs. Alabama (1/2) and recorded three tackles and 0.5 sacks ... started at Oklahoma State (12/7) ... finished with two tackles in start at Kansas State (11/23) ... started at defensive tackle at Baylor (11/7) ... made the start at DT against Texas Tech (10/26) and had a career-high four tackles ... started at defensive tackle at Kansas (10/19) with two tackles and blocked an extra point for the second week in a row ... started at DT, made two tackles and blocked an extra point against Texas (10/12) ... made first start of career at defensive tackle with two tackles and picked up first career sack against TCU (10/5) ... made Sooners debut with two tackles against ULM (8/31).

**2012**

Redshirted.

**High School**

Four-star recruit by ESPN, Scout.com and Rivals.com ... ranked in the ESPNU Top 150 ... Recorded 40 tackles and five sacks in 2010 ... Recorded 77 tackles, 14 sacks, two forced fumbles, one fumble recovery and six pass breakups in 2009 ... Recorded 48 tackles, one forced fumble and one pass breakup in 2008 ... high school teammate of current Sooner P.L. Lindley.

**Personal**

Son of Sharon Wade ... majoring in Arts & Sciences Planned Program.



**97**  
**CHARLES WALKER**

Defensive Tackle  
6-2, 297, R-So.  
Garland, Texas  
South Garland High School

YEAR	GP-GS	UT	AT	TOTAL	TFL	SACKS	INT	FF	FR	PBU
2014	8-0	4	6	10	1.0-2	0.5-1	0	0	0	0
2015	12-0	25	11	36	10.0-48	6.0-33	0	1	0	1
<b>Career</b>	<b>20-0</b>	<b>29</b>	<b>17</b>	<b>46</b>	<b>11.0-50</b>	<b>6.5-34</b>	<b>0</b>	<b>1</b>	<b>0</b>	<b>1</b>

**2015**

Named to All-Big 12 Second Team ... has played in all 12 games ... tallied three tackles at Oklahoma State (11/28) ... recorded two tackles, including a sack, against TCU (11/21) ... made two tackles at Baylor (11/14) ... tied career high with five tackles and two tackles for loss, including one sack, against Iowa State (11/7) ... recorded two tackles with one for loss and broke up a pass at Kansas (10/31) ... posted a career-high five tackles with 1.5 TFLs against Texas Tech (10/24) ... made two tackles with a sack at Kansas State (10/17) ... had one tackle against Texas (10/10) ... made three tackles against West Virginia (10/3) ... notched four tackles, including 0.5 sacks, against Tulsa (9/19) ... produced four tackles, including 1.0 for loss, at Tennessee (9/12) ... made three tackles, including a career-high 2.0 for loss and one sack, and forced a fumble against Akron (9/5).

**2014**

Played in eight of 13 games, appearing in the first two contests of the season and the final six ... missed games 3-7 due to injury ... had a career-high five tackles with an assist on a sack against Clemson in the Russell Athletic Bowl (12/29) ... assisted on a tackle each against Oklahoma State (12/6), Kansas (11/22) and Baylor (11/8) ... returned after injury to see playing time at Iowa State (11/1) ... in Sooners debut recorded two tackles with 0.5 tackles for loss against Louisiana Tech (8/30).

**2013**

Redshirted.

**High School**

Three-star recruit by 247sports.com, Scout.com, ESPN.com and PrepStar.com ... Two-star recruit by Rivals.com ... No. 40 DT (ESPN.com) ... No. 49 DT (247sports.com) ... No. 67 DT (Scout.com) ... No. 75 player in Texas (ESPN.com) ... No. 104 player in Texas (247sports.com) ... Had offers from Colorado State and Iowa State.

**Personal**

Son of Jenelle Walker ... majoring in African and African-American studies.





**87**  
**D.J. WARD**

Defensive End  
6-2, 259, R-So.  
Moore, Okla.  
Southmoore High School

YEAR	GP-GS	UT	AT	TOTAL	TFL	SACKS	INT	FF	FR	PBU
2014	6-0	3	2	5	0.0-0	0.0-0	0	0	0	0
2015	12-0	8	2	10	1.0-5	1.0-5	0	0	1-8	1
<b>Career</b>	<b>18-0</b>	<b>11</b>	<b>4</b>	<b>15</b>	<b>1.0-5</b>	<b>1.0-5</b>	<b>0</b>	<b>0</b>	<b>1-8</b>	<b>1</b>


**2015**  
Has played in all 12 games ... had one stop at Oklahoma State (11/28) ... made one tackle against TCU (11/21) ... tied career high with two tackles at Baylor (11/14) ... recorded one tackle against Iowa State (11/7) ... made the first sack of his career at Kansas State (10/17) ... recovered the first fumble of his career and tied career high with two tackles against West Virginia (10/3) ... matched career high with two tackles against Akron (9/5).

**2014**  
Played in six of 13 games, including appearances in the first three contests of the season ... saw playing time against Kansas (11/22) and Baylor (11/8) ... matched career high with two tackles and added a pass breakup at Iowa State (11/1) ... set career high with two tackles against Tennessee (9/13) ... made one tackle in Sooners debut against Louisiana Tech (8/30).

**2013**  
Redshirt season.

**High School**  
Four-star recruit by Rivals.com, ESPN.com, Scout.com, PrepStar.com and 247sports.com ... Ranked in ESPN Top 150 ... 2013 U.S. Army All-American Bowl ... Sat out senior season due to transfer restrictions ... Posted 75 tackles, 11 sacks, nine forced fumbles and four fumble recoveries ... No. 1 player in Oklahoma (ESPN.com, Rivals.com) ... No. 2 player in Oklahoma (247sports.com) ... No. 11 DE (Scout.com) ... No. 12 DE (ESPN.com) ... No. 13 DE (247sports.com) ... Offered by Arizona, Auburn, Kansas St., Oklahoma St., Tennessee, Texas Tech and Texas A&M.

**Personal**  
Son of Demetrius Ward, Sr. ... majoring in Arts & Sciences Planned Program.



**11**  
**DEDE WESTBROOK**

Wide Receiver  
6-0, 168, Jr.  
Cameron, Texas  
Blinn Community College

YEAR	GP-GS	REC	YDS	AVG	TD	LONG
2015	12-12	42	674	16.0	4	42
<b>Career</b>	<b>12-12</b>	<b>42</b>	<b>674</b>	<b>16.0</b>	<b>4</b>	<b>42</b>

**2015**  
Selected as Big 12 Offensive Newcomer of the Year ... has started all 12 games ... made one catch for 26 yards at Oklahoma State (11/28) ... caught a 36-yard touchdown pass and ran once for 11 yards against TCU (11/21) ... made two receptions for 19 yards at Baylor (11/14) ... recorded three catches for 60 yards and a touchdown against Iowa State (11/7) ... set career high with six receptions for 83 yards at Kansas (10/31) ... caught three passes for team-high 58 yards against Texas Tech (10/24) ... had five receptions and tallied 85 receiving yards and a touchdown at Kansas State (10/17) ... caught four passes for 25 yards against Texas (10/10) ... set career high with 107 receiving yards on five catches against West Virginia (10/3) ... made five receptions for 81 yards against Tulsa (9/19) ... caught four passes for 54 yards at Tennessee (9/12) ... made Sooners debut with start against Akron (9/5), catching three passes for 40 yards and a touchdown.

**Junior College**  
Mid-year transfer was a four-star recruit by ESPN, Rivals and Scout and a three-star recruit by 247Sports ... listed as the No. 12 overall JUCO player by ESPN, No. 22 by Scout and the No. 33 JUCO player by 247Sports ... ranked as the No. 3 JUCO wide receiver by ESPN and No. 4 by 247Sports ... in eight games last season at Blinn Community College, ranked second in the nation with 76 receptions and led the junior college ranks with 1,487 yards and 13 touchdowns to earn All-America First Team honors by the NJCAA ... chose Oklahoma over Arizona State, Baylor, Oklahoma State, Texas Tech and others ... first name pronounced DEE-dee.




**Personal**  
Majoring in sociology.






Redshirt sophomore defensive tackle Charles Walker breaks through the line to record a tackle for loss vs. West Virginia. Walker has recorded 10.0 TFLs and 6.0 sacks in 2015.



1939 ORANGE BOWL			1947 GATOR BOWL			1949 SUGAR BOWL					
Miami, Fla. (32,191)			Jacksonville, Fla. (10,034)			New Orleans, La. (80,383)					
<b>TENNESSEE</b>	<b>17</b>		<b>N.C. STATE</b>	<b>13</b>		<b>NORTH CAROLINA</b>	<b>6</b>				
<b>OKLAHOMA</b>	<b>0</b>		<b>OKLAHOMA</b>	<b>34</b>		<b>OKLAHOMA</b>	<b>14</b>				
	<b>OU</b>	<b>UT</b>		<b>OU</b>	<b>NCS</b>		<b>OU</b>	<b>UNC</b>			
First Downs	6	15	First Downs	12	13	First Downs	14	12			
Rushes-Yards	16-25	51-197	Rushes-Yards	43-195	47-136	Rushes-Yards	65-186	34-128			
Passing Yards	69	63	Passing Yards	75	103	Passing Yards	43	82			
Passes-Comp-Int	13-4-0	27-10-1	Passes-Comp-Int	9-3-2	18-7-3	Passes-Comp-Int	4-1-0	21-8-2			
Plays-Yards	43-94	64-260	Plays-Yards	51-270	65-239	Plays-Yards	229	42-210			
Fumbles-Lost	4-3	2-1	Fumbles-Lost	4-3	2-1	Fumbles-Lost	1-1	0-0			
Penalties-Yards	9-90	16-130	Penalties-Yards	7-34	3-13	Penalties-Yards	40	30			
Punts-Average	13-40	12-36	Punts-Average	5-31.0	4-36.0	Punts-Average	5-36.8	7-38.0			
<b>SCORE BY QUARTER</b>			<b>SCORE BY QUARTER</b>			<b>SCORE BY QUARTER</b>					
Tennessee	7	3	0	7	17	North Carolina	6	0	0	0	6
Oklahoma	0	0	0	0	0	Oklahoma	7	0	7	0	14
<b>SCORING</b>			<b>SCORING</b>			<b>SCORING</b>					
UT - Foxx 12-yd run (Wyatt run), 0-7			OU - Davis 1 yd run (Wallace kick), 7-0			OU - Mitchell 1 yd run (Ming kick), 7-0					
UT - Wyatt 32-yd FG, 0-10			NCSU - Phillips 63 yd pass from Turner (Byler kick), 7-7			UNC - Rodgers 3 yd run (kick failed), 7-6					
UT - Wood 22-yd run (Wyatt kick), 0-17			OU - Davis 7 yd run (Wallace kick), 14-7			OU - Pearson 7 yd run (Ming kick), 14-6					
<b>STATISTICS LEADERS</b>			<b>STATISTICS LEADERS</b>			<b>STATISTICS LEADERS</b>					
Rushing:	OU - McCullough, 9-9	UT - Coffman, 12-56	Rushing:	OU - Golding, 12-91	NCSU - Palmer, 10-70	Rushing:	OU - Heath, 12-58	UNC - Justice, 16-84			
Passing:	OU - McCullough, 19-7-1-37	UT - Wood, 5-2-0-40	Passing:	OU - Owens 15 yd pass from Sarratt (Wallace kick), 34-13		Passing:	OU - Royal, 1-1-0-43	UNC - Justice, 13-6-1-57			
Receiving:	OU - Clark, 3-30	UT - Cifers, 1-23	Receiving:	OU - Golding, 12-91	NCSU - Palmer, 10-70	Receiving:	OU - Anderson, 1-43	UNC - Weiner, 3-36			
<b>GAME SUMMARY</b>			<b>GAME SUMMARY</b>			<b>GAME SUMMARY</b>					
This was the first Orange Bowl that featured two national powers as both teams were undefeated and untied. To lure the Sooners to Miami, the Orange Bowl director circled the Norman campus, leaving chalk messages that promoted the game. Tennessee's powerful ground attack was too much for the Sooners, winners of 14 straight, as the Volunteers raced to a 17-0 victory in the fifth annual Orange Bowl. The victory was the 13th straight for the Vols, who were coached by Major Bob Neyland. The game was considered to be the roughest of all bowl games played that year as both teams combined for more than 200 yards in penalties.			In a game that featured two of the marquee names in college football at the time, Oklahoma blasted North Carolina State, 34-13, before an overflowing crowd of 10,000 in the second annual Gator Bowl. The Sooners did not take long to get on the scoreboard, two minutes to be exact, on an Eddie Davis one-yard plunge. N.C. State roared back to even the score, but OU put the game out of reach by scoring 20 second-quarter points and coasted from there. The marquee matchup was made possible because of the Tournament of Roses committee decision to match representatives of the Western Athletic Conference (now the Pac-12) and the Big Nine, (now the Big Ten). This agreement made it possible for teams not waiting for a possible Rose Bowl berth to be picked by the Gator Bowl committee.			It was legendary Coach Bud Wilkinson's first bowl game as the fifth-ranked and underdog Sooners took on the third-ranked and unbeaten North Carolina Tar Heels accompanied by their All-America tailback Charlie "Choo Choo" Justice. Oklahoma upset the 'Heels with the big play coming in the first quarter as linebacker Myrle Greathouse intercepted a pass and returned it 70 yards to set up Jack Mitchell's one-yard run. The Sooners never trailed after that.					




1950 SUGAR BOWL			1951 SUGAR BOWL			1954 ORANGE BOWL																																																																																			
																																																																																									
New Orleans, La. (82,000)			New Orleans, La. (80,206)			Miami, Fla. (68,640)																																																																																			
<b>LOUISIANA STATE</b>	<b>0</b>		<b>KENTUCKY</b>	<b>13</b>		<b>MARYLAND</b>	<b>0</b>																																																																																		
<b>OKLAHOMA</b>	<b>35</b>		<b>OKLAHOMA</b>	<b>7</b>		<b>OKLAHOMA</b>	<b>7</b>																																																																																		
<table border="0"> <thead> <tr> <th></th> <th>LSU</th> <th>OU</th> </tr> </thead> <tbody> <tr><td>First Downs</td><td>8</td><td>10</td></tr> <tr><td>Rushes-Yards</td><td>40-38</td><td>55-286</td></tr> <tr><td>Passing Yards</td><td>121</td><td>74</td></tr> <tr><td>Passes-Comp-Int</td><td>20-9-2</td><td>11-2-4</td></tr> <tr><td>Plays-Yards</td><td>na-159</td><td>na-360</td></tr> <tr><td>Fumbles-Lost</td><td>4-4</td><td>4-4</td></tr> <tr><td>Penalties-Yards</td><td>6-40</td><td>8-40</td></tr> <tr><td>Punts-Average</td><td>8-33.6</td><td>7-37.4</td></tr> </tbody> </table>				LSU	OU	First Downs	8	10	Rushes-Yards	40-38	55-286	Passing Yards	121	74	Passes-Comp-Int	20-9-2	11-2-4	Plays-Yards	na-159	na-360	Fumbles-Lost	4-4	4-4	Penalties-Yards	6-40	8-40	Punts-Average	8-33.6	7-37.4	<table border="0"> <thead> <tr> <th></th> <th>UK</th> <th>OU</th> </tr> </thead> <tbody> <tr><td>First Downs</td><td>7</td><td>18</td></tr> <tr><td>Rushes-Yards</td><td>40-84</td><td>59-189</td></tr> <tr><td>Passing Yards</td><td>105</td><td>38</td></tr> <tr><td>Passes-Comp-Int</td><td>12-9-1</td><td>8-3-1</td></tr> <tr><td>Plays-Yards</td><td>52-189</td><td>67-227</td></tr> <tr><td>Fumbles-Lost</td><td>1-0</td><td>7-5</td></tr> <tr><td>Penalties-Yards</td><td>6-40</td><td>2-30</td></tr> <tr><td>Punts-Average</td><td>8-41.7</td><td>6-33.4</td></tr> </tbody> </table>				UK	OU	First Downs	7	18	Rushes-Yards	40-84	59-189	Passing Yards	105	38	Passes-Comp-Int	12-9-1	8-3-1	Plays-Yards	52-189	67-227	Fumbles-Lost	1-0	7-5	Penalties-Yards	6-40	2-30	Punts-Average	8-41.7	6-33.4	<table border="0"> <thead> <tr> <th></th> <th>OU</th> <th>UM</th> </tr> </thead> <tbody> <tr><td>First Downs</td><td>10</td><td>13</td></tr> <tr><td>Rushes-Yards</td><td>47-208</td><td>52-176</td></tr> <tr><td>Passing Yards</td><td>22</td><td>36</td></tr> <tr><td>Passes-Comp-Int</td><td>6-4-0</td><td>12-5-1</td></tr> <tr><td>Plays-Yards</td><td>53-230</td><td>64-212</td></tr> <tr><td>Fumbles-Lost</td><td>2-2</td><td>2-1</td></tr> <tr><td>Penalties-Yards</td><td>7-45</td><td>3-15</td></tr> <tr><td>Punts-Average</td><td>7-31.3</td><td>5-29.0</td></tr> </tbody> </table>				OU	UM	First Downs	10	13	Rushes-Yards	47-208	52-176	Passing Yards	22	36	Passes-Comp-Int	6-4-0	12-5-1	Plays-Yards	53-230	64-212	Fumbles-Lost	2-2	2-1	Penalties-Yards	7-45	3-15	Punts-Average	7-31.3	5-29.0
	LSU	OU																																																																																							
First Downs	8	10																																																																																							
Rushes-Yards	40-38	55-286																																																																																							
Passing Yards	121	74																																																																																							
Passes-Comp-Int	20-9-2	11-2-4																																																																																							
Plays-Yards	na-159	na-360																																																																																							
Fumbles-Lost	4-4	4-4																																																																																							
Penalties-Yards	6-40	8-40																																																																																							
Punts-Average	8-33.6	7-37.4																																																																																							
	UK	OU																																																																																							
First Downs	7	18																																																																																							
Rushes-Yards	40-84	59-189																																																																																							
Passing Yards	105	38																																																																																							
Passes-Comp-Int	12-9-1	8-3-1																																																																																							
Plays-Yards	52-189	67-227																																																																																							
Fumbles-Lost	1-0	7-5																																																																																							
Penalties-Yards	6-40	2-30																																																																																							
Punts-Average	8-41.7	6-33.4																																																																																							
	OU	UM																																																																																							
First Downs	10	13																																																																																							
Rushes-Yards	47-208	52-176																																																																																							
Passing Yards	22	36																																																																																							
Passes-Comp-Int	6-4-0	12-5-1																																																																																							
Plays-Yards	53-230	64-212																																																																																							
Fumbles-Lost	2-2	2-1																																																																																							
Penalties-Yards	7-45	3-15																																																																																							
Punts-Average	7-31.3	5-29.0																																																																																							
<p><b>SCORE BY QUARTER</b></p> <table border="0"> <tr><td>LSU</td><td>0</td><td>0</td><td>0</td><td>0</td><td>0</td></tr> <tr><td>Oklahoma</td><td>0</td><td>14</td><td>7</td><td>14</td><td>35</td></tr> </table>			LSU	0	0	0	0	0	Oklahoma	0	14	7	14	35	<p><b>SCORE BY QUARTER</b></p> <table border="0"> <tr><td>Kentucky</td><td>7</td><td>6</td><td>0</td><td>0</td><td>13</td></tr> <tr><td>Oklahoma</td><td>0</td><td>0</td><td>0</td><td>7</td><td>7</td></tr> </table>			Kentucky	7	6	0	0	13	Oklahoma	0	0	0	7	7	<p><b>SCORE BY QUARTER</b></p> <table border="0"> <tr><td>Maryland</td><td>0</td><td>0</td><td>0</td><td>0</td><td>0</td></tr> <tr><td>Oklahoma</td><td>0</td><td>7</td><td>0</td><td>0</td><td>7</td></tr> </table>			Maryland	0	0	0	0	0	Oklahoma	0	7	0	0	7																																													
LSU	0	0	0	0	0																																																																																				
Oklahoma	0	14	7	14	35																																																																																				
Kentucky	7	6	0	0	13																																																																																				
Oklahoma	0	0	0	7	7																																																																																				
Maryland	0	0	0	0	0																																																																																				
Oklahoma	0	7	0	0	7																																																																																				
<p><b>SCORING</b></p> <p>OU - Thomas 34 yd pass from Pearson (Tipps kick), 7-0</p> <p>OU - Thomas 5 yd run (Tipps kick), 14-0</p> <p>OU - Heath 86 yd run (Tipps kick), 21-0</p> <p>OU - Royal 5 yd run (Tipps kick), 28-0</p> <p>OU - Heath 34 yd run (Tipps kick), 35-0</p>			<p><b>SCORING</b></p> <p>UK - Jamerson 22 yd pass from Parilli (kick good), 0-7</p> <p>UK - Jamerson 1 yd run (kick failed), 0-13</p> <p>OU - Green 17 yd pass from Vessels (Weatherall kick), 7-13</p>			<p><b>SCORING</b></p> <p>OU - Grigg 25 yd run (Leake kick), 7-0</p>																																																																																			
<p><b>STATISTICS LEADERS</b></p> <p>Rushing: OU - Heath, 15-170 LSU - West, 5-26</p> <p>Passing: OU - Pearson, 7-2-na-74 LSU - Pevy, 11-5-na-82</p> <p>Receiving: OU - Goad, 1-40 LSU - Baggett, 4-50</p>			<p><b>STATISTICS LEADERS</b></p> <p>Rushing: OU - Heath, 20-121 UK - Jamerson, 15-58</p> <p>Passing: OU - Arnold, 5-2-0-21 UK - Parilli, 12-9-0-105</p> <p>Receiving: OU - Vessels, 2-21 UK - Bruno, 3-57</p>			<p><b>STATISTICS LEADERS</b></p> <p>Rushing: OU - Grigg, 13-89 UM - Felton, 10-51</p> <p>Passing: OU - Calame, 4-4-0-22 UM - Boxold, 9-3-1-42</p> <p>Receiving: OU - Burris, 3-17 UM - Holan, 2-31</p>																																																																																			
<p><b>GAME SUMMARY</b></p> <p>Bud Wilkinson's team was rated second in the nation and it was the first one of his squads to post an undefeated record, 10-0. The game was one-sided and still stands as the largest margin of victory in OU bowl history. One of the many Sooner big plays was Leon Heath's OU bowl record-breaking 86-yard TD run. The game was marred by an early-week incident where a former LSU player was caught spying on Sooner practices. It was the only time in Wilkinson's career that he publicly blasted an opponent.</p>			<p><b>GAME SUMMARY</b></p> <p>OU won its first national championship by going a perfect 10-0 in the regular season. However, Kentucky, coached by Paul "Bear" Bryant, upset the Sooners and broke a 31-game OU winning streak. OU lost a bowl-record five fumbles in falling behind 13-0. A fourth quarter 17-yard TD pass by Billy Vessels narrowed the margin, but a come-from-behind effort was foiled by an interception in the final minute of play.</p>			<p><b>GAME SUMMARY</b></p> <p>It was the first game of the contract that pitted the Big Seven champion against the Atlantic Coast Conference champ. Maryland came into the game as the regular season national champion with OU rated fourth. Twice, the Terrapins had first down with the ball inside the 10-yard line, and both times the Sooner defense refused to allow any points on the scoreboard. Sooner tailback Larry Grigg scored the only TD of the game with a 25-yard scamper in the second period. The 1954 bowl game was the first bowl game in which the players had to play both ways. Sooner hero Grigg also played defensive back.</p>																																																																																			

1956 ORANGE BOWL			1958 ORANGE BOWL			1959 ORANGE BOWL		
Miami, Fla. (75,561)			Miami, Fla. (76,561)			Miami, Fla. (75,281)		
<b>MARYLAND</b>	<b>6</b>		<b>DUKE</b>	<b>21</b>		<b>SYRACUSE</b>	<b>6</b>	
<b>OKLAHOMA</b>	<b>20</b>		<b>OKLAHOMA</b>	<b>48</b>		<b>OKLAHOMA</b>	<b>21</b>	
	<b>OU</b>	<b>UM</b>		<b>OU</b>	<b>DU</b>		<b>OU</b>	<b>SU</b>
First Downs	16	9	First Downs	11	16	First Downs	12	18
Rushes-Yards	64-202	47-187	Rushes-Yards	44-165	69-231	Rushes-Yards	44-152	56-239
Passing Yards	53	46	Passing Yards	114	97	Passing Yards	93	72
Passes-Comp-Int	10-4-1	10-3-3	Passes-Comp-Int	18-9-3	13-8-2	Passes-Comp-Int	4-3-0	25-10-2
Plays-Yards	74-255	57-233	Plays-Yards	62-279	82-328	Plays-Yards	48-245	81-311
Fumbles-Lost	1-1	3-2	Fumbles-Lost	2-1	3-2	Fumbles-Lost	2-1	2-2
Penalties-Yards	3-35	7-61	Penalties-Yards	12-150	3-25	Penalties-Yards	3-35	4-20
Punts-Average	8-34.5	7-40.4	Punts-Average	7-34.7	10-28.1	Punts-Average	8-37.0	8-31.2
<b>SCORE BY QUARTER</b>			<b>SCORE BY QUARTER</b>			<b>SCORE BY QUARTER</b>		
Maryland	0	6	0	0	6	Syracuse	0	0
Oklahoma	0	0	14	6	20	Oklahoma	14	0
<b>SCORING</b>			<b>SCORING</b>			<b>SCORING</b>		
UM - Vereb 15 yd run (kick failed), 0-6			OU - Baker 94 yd int. return (Dodd kick), 7-0			OU - Gault 42 yd run (PAT failed), 6-0		
OU - McDonald 4 yd run (Pricer kick), 7-6			OU - Thomas 13 yd run (Dodd kick), 14-0			OU - Coyle 79 yd pass from Hobby (PAT pass), 14-0		
OU - O'Neal 1 yd run (Pricer kick), 14-6			DU - McElhane 1 yd run (Carlton kick), 14-7			OU - Hobby 40 yd punt return (Hobby kick), 21-0		
OU - Dodd 82 yd INT return (kick failed), 20-6			OU - Dodd 1 yd run (Dodd kick), 21-7			SU - Weber 15 yd run (run failed), 21-6		
OU - Dodd 82 yd INT return (kick failed), 20-6			DU - McElhane 4 yd run (Carlton kick), 21-14					
			OU - Sandefer 4 yd run (Dodd kick), 28-14					
			OU - Baker 29 yd pass from Hobby (Boyd kick), 35-14					
			DU - Dutrow 8 yd run (Carlton kick), 35-21					
			OU - Hobby 9 yd pass from Baker (McDaniel kick), 42-21					
			OU - Carpenter 73 yd int. of lateral (kick failed), 48-21					
<b>STATISTICS LEADERS</b>			<b>STATISTICS LEADERS</b>			<b>STATISTICS LEADERS</b>		
Rushing:	OU - Harris, 9-50		Rushing:	OU - Thomas, 13-62		Rushing:	OU - Gault, 6-94	
	UM - Vereb, 8-108			Duke - Carlton, 15-84			SU - Anderson, 12-58	
Passing:	OU - Harris, 5-3-0-34		Passing:	OU - Hobby, 4-3-0-48		Passing:	OU - Hobby, 1-1-0-79	
	UM - Beightol, 7-2-2-35			Duke - Brodhead, 6-4-1-60			SU - Zimmerman, 22-10-1-72	
Receiving:	OU - Burris, 2-28		Receiving:	OU - Baker, 1-29		Receiving:	OU - Coyle, 1-79	
	UM - Cooke, 1-21			Duke - Latimore, 3-33			SU - Stevens, 5-43	
<b>GAME SUMMARY</b>			<b>GAME SUMMARY</b>			<b>GAME SUMMARY</b>		
This time it was OU that carried the No. 1 ranking into the game with Maryland ranked third, having lost just one game during the regular season. The Sooners, a perfect 10-0 and in the midst of their 47-game winning streak, trailed 6-0 at the half. The Sooners went into their famous "fast break offense" in the second half and scored three times to post their second Orange Bowl victory. It was the second national championship for Oklahoma.			The 47-game winning streak had been broken earlier in the season, but the Sooners still came into the game ranked No. 4. Duke, the ACC winner, was unranked. Oklahoma got only six first downs, lost the total offense battle (328 yards to 279) and picked up an OU bowl-record 165 yards in penalties, but used two interception returns for TD, including an OU bowl record 94-yarder from David Baker, two fumble recoveries, a blocked punt and a bad snap from center to win going away. The 48 points marked an all-time OU bowl record that stood until matched by the '91 Gator Bowl team.			Waiving the "no repeat rule" because of a new bowl contract, the Sooners played in their second consecutive Orange Bowl, defeating the Orangemen from Syracuse, 21-6. The Sooners were led by Prentice Gault who scored the game's first TD on the second play of the game with a 42-yard run. Gault averaged an OU bowl-record 15.7-yards every time he touched the ball. It was the Sooners' fourth straight Orange Bowl victory. Oklahoma ended the season ranked fifth in the nation, its only loss a one-pointer to Texas.		

 <b>1963 ORANGE BOWL</b>		 <b>1965 GATOR BOWL</b>		 <b>1968 ORANGE BOWL</b>																																																																															
Miami, Fla. (73,380)		Jacksonville, Fla. (50,408)		Miami, Fla. (77,993)																																																																															
<b>ALABAMA</b>	<b>17</b>	<b>FLORIDA STATE</b>	<b>36</b>	<b>TENNESSEE</b>	<b>24</b>																																																																														
<b>OKLAHOMA</b>	<b>0</b>	<b>OKLAHOMA</b>	<b>19</b>	<b>OKLAHOMA</b>	<b>26</b>																																																																														
<table border="0"> <tr><td></td><td><b>OU</b></td><td><b>UA</b></td></tr> <tr><td>First Downs</td><td>10</td><td>15</td></tr> <tr><td>Rushes-Yards</td><td>52-154</td><td>50-174</td></tr> <tr><td>Passing Yards</td><td>106</td><td>86</td></tr> <tr><td>Passes-Comp-Int</td><td>8-4-0</td><td>17-9-1</td></tr> <tr><td>Plays-Yards</td><td>60-260</td><td>67-260</td></tr> <tr><td>Fumbles-Lost</td><td>2-2</td><td>1-1</td></tr> <tr><td>Penalties-Yards</td><td>1-5</td><td>1-12</td></tr> <tr><td>Punts-Average</td><td>10-34.0</td><td>8-40.5</td></tr> </table>		<b>OU</b>	<b>UA</b>	First Downs	10	15	Rushes-Yards	52-154	50-174	Passing Yards	106	86	Passes-Comp-Int	8-4-0	17-9-1	Plays-Yards	60-260	67-260	Fumbles-Lost	2-2	1-1	Penalties-Yards	1-5	1-12	Punts-Average	10-34.0	8-40.5	<table border="0"> <tr><td></td><td><b>FSU</b></td><td><b>OU</b></td></tr> <tr><td>First Downs</td><td>29</td><td>13</td></tr> <tr><td>Rushes-Yards</td><td>217</td><td>71</td></tr> <tr><td>Passing yards</td><td>303</td><td>209</td></tr> <tr><td>Passes-Comp-Int</td><td>36-23-1</td><td>22-10-4</td></tr> <tr><td>Plays-Yards</td><td>59-520</td><td>52-280</td></tr> <tr><td>Fumbles-Lost</td><td>2-2</td><td>1-1</td></tr> <tr><td>Penalties-Yards</td><td>9-52</td><td>7-35</td></tr> <tr><td>Punts-Average</td><td>1-26.0</td><td>6-38.0</td></tr> </table>		<b>FSU</b>	<b>OU</b>	First Downs	29	13	Rushes-Yards	217	71	Passing yards	303	209	Passes-Comp-Int	36-23-1	22-10-4	Plays-Yards	59-520	52-280	Fumbles-Lost	2-2	1-1	Penalties-Yards	9-52	7-35	Punts-Average	1-26.0	6-38.0	<table border="0"> <tr><td></td><td><b>OU</b></td><td><b>UT</b></td></tr> <tr><td>First Downs</td><td>18</td><td>18</td></tr> <tr><td>Rushes-Yards</td><td>50-203</td><td>44-172</td></tr> <tr><td>Passing Yards</td><td>107</td><td>160</td></tr> <tr><td>Passes-Comp-Int</td><td>18-9-3</td><td>na</td></tr> <tr><td>Plays-Yards</td><td>68-310</td><td>68-332</td></tr> <tr><td>Fumbles-Lost</td><td>0-0</td><td>1-1</td></tr> <tr><td>Penalties-Yards</td><td>2-10</td><td>4-27</td></tr> <tr><td>Punts-Average</td><td>5-47</td><td>2-32</td></tr> </table>		<b>OU</b>	<b>UT</b>	First Downs	18	18	Rushes-Yards	50-203	44-172	Passing Yards	107	160	Passes-Comp-Int	18-9-3	na	Plays-Yards	68-310	68-332	Fumbles-Lost	0-0	1-1	Penalties-Yards	2-10	4-27	Punts-Average	5-47	2-32
	<b>OU</b>	<b>UA</b>																																																																																	
First Downs	10	15																																																																																	
Rushes-Yards	52-154	50-174																																																																																	
Passing Yards	106	86																																																																																	
Passes-Comp-Int	8-4-0	17-9-1																																																																																	
Plays-Yards	60-260	67-260																																																																																	
Fumbles-Lost	2-2	1-1																																																																																	
Penalties-Yards	1-5	1-12																																																																																	
Punts-Average	10-34.0	8-40.5																																																																																	
	<b>FSU</b>	<b>OU</b>																																																																																	
First Downs	29	13																																																																																	
Rushes-Yards	217	71																																																																																	
Passing yards	303	209																																																																																	
Passes-Comp-Int	36-23-1	22-10-4																																																																																	
Plays-Yards	59-520	52-280																																																																																	
Fumbles-Lost	2-2	1-1																																																																																	
Penalties-Yards	9-52	7-35																																																																																	
Punts-Average	1-26.0	6-38.0																																																																																	
	<b>OU</b>	<b>UT</b>																																																																																	
First Downs	18	18																																																																																	
Rushes-Yards	50-203	44-172																																																																																	
Passing Yards	107	160																																																																																	
Passes-Comp-Int	18-9-3	na																																																																																	
Plays-Yards	68-310	68-332																																																																																	
Fumbles-Lost	0-0	1-1																																																																																	
Penalties-Yards	2-10	4-27																																																																																	
Punts-Average	5-47	2-32																																																																																	
<p><b>SCORE BY QUARTER</b></p> <table border="0"> <tr><td>Alabama</td><td>7</td><td>7</td><td>3</td><td>0</td><td>17</td></tr> <tr><td>Oklahoma</td><td>0</td><td>0</td><td>0</td><td>0</td><td>0</td></tr> </table>	Alabama	7	7	3	0	17	Oklahoma	0	0	0	0	0	<p><b>SCORE BY QUARTER</b></p> <table border="0"> <tr><td>Florida State</td><td>6</td><td>18</td><td>6</td><td>6</td><td>36</td></tr> <tr><td>Oklahoma</td><td>7</td><td>0</td><td>6</td><td>6</td><td>19</td></tr> </table>	Florida State	6	18	6	6	36	Oklahoma	7	0	6	6	19	<p><b>SCORE BY QUARTER</b></p> <table border="0"> <tr><td>Tennessee</td><td>0</td><td>0</td><td>14</td><td>10</td><td>24</td></tr> <tr><td>Oklahoma</td><td>7</td><td>12</td><td>0</td><td>7</td><td>26</td></tr> </table>	Tennessee	0	0	14	10	24	Oklahoma	7	12	0	7	26																																													
Alabama	7	7	3	0	17																																																																														
Oklahoma	0	0	0	0	0																																																																														
Florida State	6	18	6	6	36																																																																														
Oklahoma	7	0	6	6	19																																																																														
Tennessee	0	0	14	10	24																																																																														
Oklahoma	7	12	0	7	26																																																																														
<p><b>SCORING</b></p> <p>UA - Williamson 25 yd pass from Namath (Davis kick), 0-7                  UA - Clark 15 yd run (Davis kick), 0-14                  UA - Davis 19 yd field goal, 0-17</p>	<p><b>SCORING</b></p> <p>FSU - Ehler 69 yd interception (PAT failed), 0-6                  OU - Kennedy 1 yd run (Metcalfe kick), 7-6                  FSU - Biletnikoff 15 yd pass from Tensi (PAT failed), 7-12                  FSU - Biletnikoff 14 yd pass from Tensi (PAT failed), 7-18                  FSU - Biletnikoff 10 yd pass from Tensi (PAT failed), 7-24                  OU - Pannell 2 yd run, (PAT failed), 13-24                  FSU - Floyd 14 yd pass from Tensi (PAT failed), 13-30                  OU - Hart 95 yd pass from Fletcher (PAT failed), 19-30                  FSU - Biletnikoff 6 yd pass from Tensi (PAT failed), 19-36</p>	<p><b>SCORING</b></p> <p>OU - Warmack 7 yd run (Vashon kick), 7-0                  OU - Hinton 20 yd pass from Warmack (kick failed), 13-0                  OU - Owens 1 yd run (PAT failed), 19-0                  UT - Glover 36 yd interception return (Kremser kick), 19-7                  UT - Fulton 5 yd run (Kremser kick), 19-14                  UT - Kremser 26 yd field goal, 19-17                  OU - Stephenson 25 yd interception (Vashon kick), 26-17                  UT - Warren 1 yd run (Kremser kick), 26-24</p>																																																																																	
<p><b>STATISTICS LEADERS</b></p> <p>Rushing: OU - Grisham, 28-107                  UA - Versprille, 14-52                  Passing: OU - Fletcher, 1-1-0-56                  UA - Namath, 17-9-1-86                  Receiving: OU - Bumgardner, 1-56                  UA - Williamson, 4-58</p>	<p><b>STATISTICS LEADERS</b></p> <p>Rushing: OU - Ringer, 7-41                  FSU - Spooner, 27-125                  Passing: OU - Fletcher, 7-3-0-117                  FSU - Tensi, 36-23-4-303                  Receiving: OU - Hart, 6-165                  FSU - Biletnikoff, 13-192</p>	<p><b>STATISTICS LEADERS</b></p> <p>Rushing: OU - Warmack, 17-81                  UT - Chadwick, 12-72                  Passing: OU - Warmack, 18-9-2-107                  UT - Warren, 23-12-2-160                  Receiving: OU - Hinton, 5-87                  UT - Flowers, 4-59</p>																																																																																	
<p><b>GAME SUMMARY</b></p> <p>It was Bud Wilkinson's last bowl game. Paul "Bear" Bryant, coaching his alma mater, repeated his victory as the coach at Kentucky in the 1951 Sugar Bowl with a 17-0 triumph. LB Lee Roy Jordan, the MVP, and QB Joe Namath led the Crimson Tide to the victory. The Sooners had first and goal twice in the first half, but fumbles ended OU's chances and the Sooners never really threatened again. The lone highlight for the Oklahoma team was a visit by President John F. Kennedy to the Sooners' locker room. Although President Kennedy claimed neutrality, it was obvious by the grimace on his face he was backing the Oklahoma team.</p>	<p><b>GAME SUMMARY</b></p> <p>Florida State used a sophisticated passing attack to win easily. To add insult to injury, four of the Seminoles' TD passes were thrown on fourth-down plays. Four Oklahoma players had been found ineligible the night before the game because they had signed pro contracts which was in violation of NCAA rules. FSU wide receiver Fred Biletnikoff finished the game with 13 receptions for 192 yards and four TDs.</p>	<p><b>GAME SUMMARY</b></p> <p>Oklahoma had won the Big Eight title in Chuck Fairbanks' first year as head coach. Although a slight underdog to the Vols, OU broke out to a 19-0 halftime lead. Tennessee came back to narrow the Sooner lead to 19-17 before Oklahoma defensive back Bob Stephenson picked off a pass and raced 24 yards to give OU an all important insurance TD. The Sooners desperately needed the insurance when Dewey Warren plowed in from a yard out. The Vols then missed a potential game-winning field goal as the gun went off.</p>																																																																																	









ASTRO BLUEBONNET BOWL		ASTRO BLUEBONNET BOWL		ASTRO BLUEBONNET BOWL		38th Annual Sugar Bowl					
1968 BLUEBONNET BOWL		OKLAHOMA ALABAMA		1970 BLUEBONNET BOWL		1972 SUGAR BOWL					
Houston, Texas (53,543)		Houston, Texas (53,832)		Houston, Texas (53,832)		New Orleans, La. (84,031)					
<b>SMU</b>	<b>28</b>	<b>ALABAMA</b>	<b>24</b>	<b>ALABAMA</b>	<b>24</b>	<b>AUBURN</b>	<b>22</b>				
<b>OKLAHOMA</b>	<b>27</b>	<b>OKLAHOMA</b>	<b>24</b>	<b>OKLAHOMA</b>	<b>24</b>	<b>OKLAHOMA</b>	<b>40</b>				
	<b>OU</b>	<b>SMU</b>		<b>UA</b>	<b>OU</b>		<b>OU</b>	<b>AU</b>			
First Downs	23	22	First Downs	21	19	First Downs	28	15			
Rushes-Yards	53-176	33-72	Rushes-Yards	43-229	60-349	Rushes-Yards	439	40			
Passing Yards	294	281	Passing Yards	199	66	Passing Yards	11	250			
Passes-Comp-Int	37-18-3	43-22-2	Passes-Comp-Int	27-14-0	7-5-0	Passes-Comp-Int	4-1-0	45-20-2			
Plays-Yards	90-479	76-353	Plays-Yards	70-428	67-415	Fumbles-Lost	1-1	2-2			
Fumbles-Lost	1-1	2-2	Fumbles-Lost	2-1	3-2	Penalties-Yards	2-12	0-0			
Penalties-Yards	6-55	4-34	Penalties-Yards	7-50	3-42	Punts-Average	5-35.4	5-48.6			
Punts-Average	6-38.2	7-41.0	Punts-Average	4-37.0	5-37.0						
<b>SCORE BY QUARTER</b>			<b>SCORE BY QUARTER</b>			<b>SCORE BY QUARTER</b>					
SMU	0	0	6	22	28	Auburn	0	0	7	15	22
Oklahoma	7	0	14	6	27	Oklahoma	7	14	0	3	24
<b>SCORING</b>			<b>SCORING</b>			<b>SCORING</b>					
OU - Warmack 8 yd run (Derr kick), 7-0			OU - Pruitt 58 yd run (Derr kick), 7-0			OU - Crosswhite 4 yd run (kick failed), 6-0					
OU - Barr 21 yd pass from Owens (Derr kick), 14-0			UA - Moore 4 yd pass from Hunter (Clemmy kick), 7-7			OU - Mildren 5 yd run (Carroll kick), 13-0					
SMU - Richardson 1 yd run (kick failed), 14-6			OU - Pruitt 25 yd run (Derr kick), 14-7			OU - Mildren 4 yd run (kick failed), 19-0					
OU - Denton 22 yd pass from Ripley (Derr kick), 21-6			UA - Bailey 5 yd pass from Hunter (Clemmy kick), 14-14			OU - Mildren 7 yd run (kick failed), 25-0					
SMU - Richardson 18 yd run (Lesser kick), 21-13			OU - Wylie 2 yd run (Derr kick), 21-14			OU - Wylie 71 yd punt return (kick failed), 31-0					
SMU - Levias 11 yd pass from Hixson (Lesser kick), 21-20			UA - Clemmy 21 yd field goal, 21-17			AU - Unger 1 yd run (Jett kick), 31-7					
SMU - Fleming 19 yd pass from Hixson (PAT good), 21-28			UA - Hunter 25 yd pass from Musso (Clemmy kick), 21-24			OU - Carroll 53 yd field goal, 34-7					
OU - Barr 20 yd pass from Ripley (kick failed), 27-28			OU - Derr 42 yd field goal, 24-24			AU - Unger 1 yd run (Jett kick), 34-14					
						OU - Pruitt 2 yd run (kick failed), 40-14					
						AU - Cannon 11 yd pass from Sullivan (Beck run), 40-22					
<b>STATISTICS LEADERS</b>			<b>STATISTICS LEADERS</b>			<b>STATISTICS LEADERS</b>					
Rushing:	OU - Owens, 36-113		Rushing:	OU - Crosswhite, 20-111		Rushing:	OU - Mildren, 30-149				
	SMU - Richardson, 18-76			UA - Musso, 27-138			AU - Unger, 6-38				
Passing:	OU - Ripley, 22-10-2-153		Passing:	OU - Mildren, 7-5-0-66		Passing:	OU - Mildren, 4-1-0-11				
	SMU - Hixson, 43-22-2-281			UA - Hunter, 26-13-1-174			AU - Sullivan, 44-20-1-250				
Receiving:	OU - Barr, 8-138		Receiving:	OU - Harrison, 2-45		Receiving:	OU - Chandler, 1-11				
	SMU - Levias, 8-112			UA - Bailey, 4-86			AU - Beasley, 6-117				
Tackles:	OU - Casteel, 12					Tackles:	OU - Selmon, Driscoll 7				
	SMU - Cormier, 14						AU - Yearout, 16				
<b>GAME SUMMARY</b>			<b>GAME SUMMARY</b>			<b>GAME SUMMARY</b>					
OU led 20-6 entering the fourth but SMU's Chuck Hixson, passing for 281 yards, led a comeback that produced a 28-21 lead. OU, without injured QB Bob Warmack, narrowed the margin to one on a pass from Mickey Ripley, but missed a two-point conversion for the lead. One last chance came after recovering an onside kick but a field goal attempt from inside the SMU 30-yard line went wide as time expired.			The emergence of the wishbone and Greg Pruitt were late-season developments that propelled OU to four wins in its last five games and a postseason invitation. The Sooners had switched to the wishbone, and they were running it to perfection by the time the bowl game rolled around. The "bone" produced 349 yards rushing and touchdown runs of 58 and 25 yards by All-American Greg Pruitt, but the Sooners still needed a late field goal by Bruce Derr to forge the tie with the Crimson Tide.			OU had lost only one game, the "Game of the Century" to Nebraska on Thanksgiving Day. Auburn featured Heisman Trophy winner Pat Sullivan. It was run versus pass, with OU's runners prevailing. The Sooners roared to a 31-0 halftime lead and amassed 439 yards rushing by game's end, a new Oklahoma and Sugar Bowl record. QB Jack Mildren, playing in the final game of his brilliant college career, scored a Sugar Bowl record three times. OU finished second in the polls to Nebraska with another Big Eight team, Colorado, finishing third.					




 <b>1972 SUGAR BOWL *</b> New Orleans, La. (72,316)		 <b>1976 ORANGE BOWL</b> Miami, Fla. (80,307)		 <b>1976 FIESTA BOWL</b> Tucson, Ariz. (46,315)																																																																																																																																																						
<b>PENN STATE</b>	<b>0</b>	<b>MICHIGAN</b>	<b>6</b>	<b>WYOMING</b>	<b>7</b>																																																																																																																																																					
<b>OKLAHOMA</b>	<b>14</b>	<b>OKLAHOMA</b>	<b>14</b>	<b>OKLAHOMA</b>	<b>41</b>																																																																																																																																																					
<table border="0"> <tr> <td></td> <td><b>OU</b></td> <td><b>PSU</b></td> <td></td> </tr> <tr> <td>First Downs</td> <td>20</td> <td>11</td> <td></td> </tr> <tr> <td>Rushes-Yards</td> <td>76-278</td> <td>28-50</td> <td></td> </tr> <tr> <td>Passing Yards</td> <td>175</td> <td>147</td> <td></td> </tr> <tr> <td>Passes-Comp-Int</td> <td>12-7-0</td> <td>31-12-1</td> <td></td> </tr> <tr> <td>Plays-Yards</td> <td>88-453</td> <td>59-197</td> <td></td> </tr> <tr> <td>Fumbles-Lost</td> <td>8-5</td> <td>6-4</td> <td></td> </tr> <tr> <td>Penalties-Yards</td> <td>3-55</td> <td>3-15</td> <td></td> </tr> <tr> <td>Punts-Average</td> <td>8-32.7</td> <td>10-42.9</td> <td></td> </tr> </table> <p><b>SCORE BY QUARTER</b></p> <table border="0"> <tr> <td>Penn State</td> <td>0</td> <td>0</td> <td>0</td> <td>0</td> <td>0</td> </tr> <tr> <td>Oklahoma</td> <td>7</td> <td>0</td> <td>7</td> <td>0</td> <td>14</td> </tr> </table> <p><b>SCORING</b></p> <p>OU - Owens 27 yd pass from Robertson (Fulcher kick), 7-0                      OU - Crosswhite 1 yd run (Fulcher kick), 14-0</p> <p><b>STATISTICS LEADERS</b></p> <p>Rushing: OU - Pruitt, 21-86                      PSU - Nagle, 10-22</p> <p>Passing: OU - Robertson, 6-3-0-88                      PSU - Hufnagel, 31-12-1-147</p> <p>Receiving: OU - Owens, 5-132                      PSU - Scott, 3-59</p> <p>Tackles: OU - Lucious Selmon, 7                      PSU - Skorupan, 13</p> <p><b>GAME SUMMARY</b></p> <p>Played for the first time on New Year's Eve, the Sugar Bowl brought the Big Eight Champion Sooners to do battle with Joe Paterno's fifth-ranked Nittany Lions. The Sooner defense posted a shutout while allowing only 11 first downs and 49 yards rushing the entire game. It was the first year that freshmen were eligible and Sooner wide receiver Tinker Owens celebrated with five catches, good for 132 yards and one touchdown. It was also the last game for Sooner head coach Chuck Fairbanks who left for the NFL the following spring.</p> <p>*Note that this Sugar Bowl game was played on December 31, 1972, instead of the traditional New Year's Day.</p>		<b>OU</b>	<b>PSU</b>		First Downs	20	11		Rushes-Yards	76-278	28-50		Passing Yards	175	147		Passes-Comp-Int	12-7-0	31-12-1		Plays-Yards	88-453	59-197		Fumbles-Lost	8-5	6-4		Penalties-Yards	3-55	3-15		Punts-Average	8-32.7	10-42.9		Penn State	0	0	0	0	0	Oklahoma	7	0	7	0	14	<table border="0"> <tr> <td></td> <td><b>OU</b></td> <td><b>UM</b></td> <td></td> </tr> <tr> <td>First Downs</td> <td>16</td> <td>12</td> <td></td> </tr> <tr> <td>Rushes-Yards</td> <td>65-282</td> <td>52-169</td> <td></td> </tr> <tr> <td>Passing Yards</td> <td>63</td> <td>33</td> <td></td> </tr> <tr> <td>Passes-Comp-Int</td> <td>5-3-0</td> <td>30-2-3</td> <td></td> </tr> <tr> <td>Plays-Yards</td> <td>70-345</td> <td>72-202</td> <td></td> </tr> <tr> <td>Fumbles-Lost</td> <td>4-1</td> <td>1-0</td> <td></td> </tr> <tr> <td>Penalties-Yards</td> <td>9-40</td> <td>5-26</td> <td></td> </tr> <tr> <td>Punts-Average</td> <td>9-34.9</td> <td>10-38.6</td> <td></td> </tr> </table> <p><b>SCORE BY QUARTER</b></p> <table border="0"> <tr> <td>Michigan</td> <td>0</td> <td>0</td> <td>0</td> <td>6</td> <td>6</td> </tr> <tr> <td>Oklahoma</td> <td>0</td> <td>7</td> <td>0</td> <td>7</td> <td>14</td> </tr> </table> <p><b>SCORING</b></p> <p>OU - Brooks 39 yd run (DiRienzo kick), 7-0                      OU - Davis 9 yd run (DiRienzo kick), 14-0                      UM - Bell 2 yd run (kick failed), 14-6</p> <p><b>STATISTICS LEADERS</b></p> <p>Rushing: OU - Washington, 17-73                      UM - Leach, 13-62</p> <p>Passing: OU - Davis, 5-3-0-63                      UM - Leach, 15-2-3-30</p> <p>Receiving: OU - Owens, 3-63                      UM - Bell, 1-17</p> <p><b>GAME SUMMARY</b></p> <p>It was Oklahoma's first bowl trip under legendary head coach Barry Switzer and a storybook setting. Ohio State, the No. 1-ranked team in the country, had lost in the Rose Bowl earlier in the afternoon. The upset gave the Sooners an opportunity to win the national championship if they could beat the Michigan Wolverines coached by Bo Schembechler. A 39-yard end around by Billy Brooks and a nine-yard keeper by Steve Davis were enough for a 14-6 victory and a fifth national championship.</p>		<b>OU</b>	<b>UM</b>		First Downs	16	12		Rushes-Yards	65-282	52-169		Passing Yards	63	33		Passes-Comp-Int	5-3-0	30-2-3		Plays-Yards	70-345	72-202		Fumbles-Lost	4-1	1-0		Penalties-Yards	9-40	5-26		Punts-Average	9-34.9	10-38.6		Michigan	0	0	0	6	6	Oklahoma	0	7	0	7	14	<table border="0"> <tr> <td></td> <td><b>OU</b></td> <td><b>UW</b></td> <td></td> </tr> <tr> <td>First Downs</td> <td>24</td> <td>14</td> <td></td> </tr> <tr> <td>Rushes-Yards</td> <td>74-415</td> <td>42-153</td> <td></td> </tr> <tr> <td>Passing Yards</td> <td>23</td> <td>51</td> <td></td> </tr> <tr> <td>Passes-Comp-Int</td> <td>5-3-0</td> <td>19-6-5</td> <td></td> </tr> <tr> <td>Plays-Yards</td> <td>79-438</td> <td>61-204</td> <td></td> </tr> <tr> <td>Fumbles-Lost</td> <td>6-3</td> <td>5-1</td> <td></td> </tr> <tr> <td>Penalties-Yards</td> <td>2-20</td> <td>4-30</td> <td></td> </tr> <tr> <td>Punts-Average</td> <td>0-0</td> <td>5-25.2</td> <td></td> </tr> <tr> <td>Time of Possession</td> <td>32:18</td> <td>27:42</td> <td></td> </tr> <tr> <td>Third Down Conv.</td> <td>11-20</td> <td>9-15</td> <td></td> </tr> </table> <p><b>SCORE BY QUARTER</b></p> <table border="0"> <tr> <td>Wyoming</td> <td>0</td> <td>0</td> <td>0</td> <td>7</td> <td>7</td> </tr> <tr> <td>Oklahoma</td> <td>14</td> <td>6</td> <td>7</td> <td>14</td> <td>41</td> </tr> </table> <p><b>SCORING</b></p> <p>OU - Peacock 3 yd run (von Schamann kick), 7-0                      OU - Ivory 4 yd run (von Schamann kick), 14-0                      OU - von Schamann 32 yd field goal, 17-0                      OU - von Schamann 50 yd field goal, 20-0                      OU - Peacock 15 yd run (von Schamann kick), 27-0                      OU - Cumby 4 yd run (von Schamann kick), 34-0                      OU - Shepard 8 yd run (von Schamann kick), 41-0                      UW - Jones 1 yd run (Christopoulos kick), 41-7</p> <p><b>STATISTICS LEADERS</b></p> <p>Rushing: OU - Shepard, 7-85                      UW - Jones, 14-68</p> <p>Passing: OU - Blevins, 3-2-0-14                      UW - Clayton, 14-5-4-54</p> <p>Receiving: OU - Hatcher, 2-14                      UW - Howard, 3-45</p> <p>Tackles: OU - Reese, 7                      UW - Coleman, 8</p> <p><b>GAME SUMMARY</b></p> <p>This was a mismatch that was decided early on as Oklahoma rolled up almost 500 yards in total offense and cruised to an easy victory. The Sooners led 27-0 at the third quarter mark before the reserves added two more scores in the fourth period. OU did not punt the entire game, the only time in Sooner bowl history that had happened.</p>		<b>OU</b>	<b>UW</b>		First Downs	24	14		Rushes-Yards	74-415	42-153		Passing Yards	23	51		Passes-Comp-Int	5-3-0	19-6-5		Plays-Yards	79-438	61-204		Fumbles-Lost	6-3	5-1		Penalties-Yards	2-20	4-30		Punts-Average	0-0	5-25.2		Time of Possession	32:18	27:42		Third Down Conv.	11-20	9-15		Wyoming	0	0	0	7	7	Oklahoma	14	6	7	14	41
	<b>OU</b>	<b>PSU</b>																																																																																																																																																								
First Downs	20	11																																																																																																																																																								
Rushes-Yards	76-278	28-50																																																																																																																																																								
Passing Yards	175	147																																																																																																																																																								
Passes-Comp-Int	12-7-0	31-12-1																																																																																																																																																								
Plays-Yards	88-453	59-197																																																																																																																																																								
Fumbles-Lost	8-5	6-4																																																																																																																																																								
Penalties-Yards	3-55	3-15																																																																																																																																																								
Punts-Average	8-32.7	10-42.9																																																																																																																																																								
Penn State	0	0	0	0	0																																																																																																																																																					
Oklahoma	7	0	7	0	14																																																																																																																																																					
	<b>OU</b>	<b>UM</b>																																																																																																																																																								
First Downs	16	12																																																																																																																																																								
Rushes-Yards	65-282	52-169																																																																																																																																																								
Passing Yards	63	33																																																																																																																																																								
Passes-Comp-Int	5-3-0	30-2-3																																																																																																																																																								
Plays-Yards	70-345	72-202																																																																																																																																																								
Fumbles-Lost	4-1	1-0																																																																																																																																																								
Penalties-Yards	9-40	5-26																																																																																																																																																								
Punts-Average	9-34.9	10-38.6																																																																																																																																																								
Michigan	0	0	0	6	6																																																																																																																																																					
Oklahoma	0	7	0	7	14																																																																																																																																																					
	<b>OU</b>	<b>UW</b>																																																																																																																																																								
First Downs	24	14																																																																																																																																																								
Rushes-Yards	74-415	42-153																																																																																																																																																								
Passing Yards	23	51																																																																																																																																																								
Passes-Comp-Int	5-3-0	19-6-5																																																																																																																																																								
Plays-Yards	79-438	61-204																																																																																																																																																								
Fumbles-Lost	6-3	5-1																																																																																																																																																								
Penalties-Yards	2-20	4-30																																																																																																																																																								
Punts-Average	0-0	5-25.2																																																																																																																																																								
Time of Possession	32:18	27:42																																																																																																																																																								
Third Down Conv.	11-20	9-15																																																																																																																																																								
Wyoming	0	0	0	7	7																																																																																																																																																					
Oklahoma	14	6	7	14	41																																																																																																																																																					

1978 ORANGE BOWL		1979 ORANGE BOWL		1980 ORANGE BOWL	
Miami, Fla. (69,500)		Miami, Fla. (66,635)		Miami, Fla. (66,714)	
<b>ARKANSAS</b>	<b>31</b>	<b>NEBRASKA</b>	<b>24</b>	<b>FLORIDA STATE</b>	<b>7</b>
<b>OKLAHOMA</b>	<b>6</b>	<b>OKLAHOMA</b>	<b>31</b>	<b>OKLAHOMA</b>	<b>24</b>
<b>OU</b>	<b>ARK</b>	<b>NU</b>	<b>OU</b>	<b>FSU</b>	<b>OU</b>
First Downs	14 15	First Downs	27 17	First Downs	11 22
Rushes-Yards	49-230 60-317	Rushes-Yards	54-217 53-292	Rushes-Yards	35-82 59-411
Passing Yards	80 90	Passing Yards	220 47	Passing Yards	100 36
Passes-Comp-Int	14-7-0 12-7-1	Passes-Comp-Int	31-18-2 3-2-0	Passes-Comp-Int	27-8-3 4-2-0
Plays-Yards	63-310 72-407	Plays-Yards	85-437 56-339	Plays-Yards	62-182 63-447
Fumbles-Lost	4-3 2-1	Fumbles-Lost	0-0 1-1	Fumbles-Lost	1-0 5-4
Penalties-Yards	5-25 7-50	Penalties-Yards	8-96 6-50	Penalties-Yards	4-20 3-28
Punts-Average	5-44.4 4-40.5	Punts-Average	2-37.5 3-39.3	Punts-Average	9-42.2 4-25.0
		Third Down Conv.	8-18 7-12	Third Down Conv.	6-15 9-15
		Sacks By-Yards	1-1 1-5	Sacks By-Yards	0-0 1-4
<b>SCORE BY QUARTER</b>		<b>SCORE BY QUARTER</b>		<b>SCORE BY QUARTER</b>	
Arkansas	14 0 10 7 31	Nebraska	7 0 3 14 24	Florida State	7 0 0 0 7
Oklahoma	0 0 0 6 6	Oklahoma	7 7 17 0 31	Oklahoma	0 17 0 7 24
<b>SCORING</b>		<b>SCORING</b>		<b>SCORING</b>	
ARK - Sales 1 yd run (Little kick), 0-7		NU - Smith 21 yd pass from Sorley (Todd kick), 0-7		FSU - Whitting 1 yd run (Chappelen kick), 0-7	
ARK - Sales 4 yd run (Little kick), 0-14		OU - Sims 3 yd run (von Schamann kick), 7-7		OU - Watts 61 yd run (Keeling kick), 7-7	
ARK - Calcagni 1 yd run (Little kick), 0-21		OU - Lott 3 yd run (von Schamann kick), 14-7		OU - Wilson 5 yd run (Keeling kick), 14-7	
OU - Little 32 yd field goal, 0-24		OU - Sims 11 yd run (von Schamann kick), 21-7		OU - Keeling 24 yd field goal, 17-7	
OU - Hicks 8 yd pass from Blevins (kick failed), 6-24		OU - von Schamann 26 yd field goal, 24-7		OU - Sims 22 yd run (Keeling kick), 24-7	
ARK - White 20 yd run (Little kick), 6-31		NU - Todd 31 yd field goal, 24-10			
<b>STATISTICS LEADERS</b>		<b>STATISTICS LEADERS</b>		<b>STATISTICS LEADERS</b>	
Rushing:	OU - Peacock, 15-117	Rushing:	OU - Sims, 25-134	Rushing:	OU - Sims, 24-164
	ARK - Sales, 22-205		NU - Berns, 19-99		FSU - Lyles, Whiting, 13-40
Passing:	OU - Lott, 7-4-0-42	Passing:	OU - Lott, 3-2-0-47	Passing:	OU - Watts, 4-2-0-36
	ARK - Calcagni, 11-7-1-90		NU - Sorley, 31-18-2-220		FSU - Jordan, 16-6-1-76
Receiving:	OU - Rhodes, 3-46	Receiving:	OU - Rhodes, 1-38	Receiving:	OU - Nixon, 2-36
	ARK - Sales, 4-52		NU - Smith, 3-62		FSU - King, Childers, 2-24
Tackles:	OU - Kinlaw, 11	Tackles:	OU - Kinlaw, 11	Tackles:	OU - Cumby, 9
	ARK - Jackson, 7		NU - Andrews, 9		FSU - Herring, 16
<b>GAME SUMMARY</b>		<b>GAME SUMMARY</b>		<b>GAME SUMMARY</b>	
Called by Barry Switzer, "the most disappointing loss of my career," OU was a victim of one of the biggest upsets in bowl history. When Notre Dame downed Texas in the Cotton Bowl, OU was in the running for a national championship. A big win over Arkansas might impress the voters and secure the crown for the Sooners. As a result, Switzer went against his own strategy by choosing to receive the opening kickoff rather than play defense. OU fumbled inside its own 10 on the third play of the game and Arkansas immediately scored for a lead it never relinquished.		A truly amazing turn of events produced a rematch after Nebraska's victory in November. The Sooners, ranked No. 1 with one loss, had lost a heartbreaker to the Cornhuskers, 17-14, on a late fumble at the NU three-yard line. When the Huskers were upset the following week by Missouri, producing a Big Eight Championship tie, the Orange Bowl officials came up with the idea of a rematch, much to the Sooners' joy and the Huskers' shock. It went as predicted: an Oklahoma victory.		The Big Eight Champion Sooners met an undefeated Florida State team on New Year's night. After the Seminoles took a 7-0 first-quarter lead, OU unleashed 17 second-quarter points to take the lead for good. J.C. Watts was named Orange Bowl MVP on offense. He scored on a 61-yard option play and rushed for more than 100 yards. Bud Hebert, who recorded three interceptions, earned the award on defense. Billy Sims wrapped up his brilliant collegiate career scoring on a 22-yard pitch from Watts. Oklahoma finished third in the country and won the Orange Bowl for the third time in five tries under Switzer. The Seminoles crossed midfield only two times after the first quarter and never passed the 35-yard line.	











 <b>1981 ORANGE BOWL</b> Miami, Fla. (71,043)			 <b>1981 SUN BOWL</b> El Paso, Texas (33,816)			 <b>1983 FIESTA BOWL</b> Tempe, Ariz. (70,553)					
<b>OKLAHOMA</b>	<b>18</b>		<b>HOUSTON</b>	<b>14</b>		<b>ARIZONA STATE</b>	<b>32</b>				
<b>FLORIDA STATE</b>	<b>17</b>		<b>OKLAHOMA</b>	<b>40</b>		<b>OKLAHOMA</b>	<b>21</b>				
	<b>OU</b>	<b>FSU</b>		<b>UH</b>	<b>OU</b>		<b>ASU</b>	<b>OU</b>			
First Downs	18	23	First Downs	26	15	First Downs	25	19			
Rushes-Yards	55-156	60-212	Rushes-Yards	59-157	54-409	Rushes-Yards	43-100	63-417			
Passing Yards	128	51	Passing Yards	228	2	Passing Yards	329	40			
Passes-Comp-Int	12-7-0	15-11-0	Passes-Comp-Int	29-18-1	5-1-1	Passes-Comp-Int	35-17-2	10-4-1			
Plays-Yards	67-284	75-263	Plays-Yards	88-385	59-407	Plays-Yards	78-429	73-457			
Fumbles-Lost	7-5	1-0	Fumbles-Lost	4-3	2-1	Fumbles-Lost	3-0	6-4			
Penalties-Yards	4-32	5-58	Penalties-Yards	2-27	7-48	Penalties-Yards	7-64	8-68			
Punts-Average	2-37.0	4-42.5	Punts-Average	6-37.0	5-38.6	Punts-Average	6-43.5	4-29.5			
Third Down Conv.	8-16	8-17	Third Down Conv.	7-16	3-11	Time of Possession	30:31	29:29			
						Third Down Conv.	6-15	9-19			
						Sacks By-Yards	0-0	4-6			
<b>SCORE BY QUARTER</b>			<b>SCORE BY QUARTER</b>			<b>SCORE BY QUARTER</b>					
Oklahoma	0	3	7	8	18	Arizona State	0	11	7	14	32
Florida State	0	7	3	7	17	Oklahoma	7	6	8	0	21
<b>SCORING</b>			<b>SCORING</b>			<b>SCORING</b>					
FSU - Williams 10 yd run (Capece kick), 0-7			OU - Shepard 34 yd run (Keeling kick), 7-0			OU - Wilson 1 yd run (Keeling kick), 7-0					
OU - Keeling 53 yd field goal, 3-7			UH - Wilson 1 yd run (Clendenen kick), 7-7			OU - Keeling 32 yd field goal, 10-7					
OU - Overstreet 4 yd run (Keeling kick), 10-7			OU - Shepard 1 yd run (Keeling kick), 17-7			OU - Shepard 1 yd run (Keeling kick), 17-7					
FSU - Capece 19 yd field goal, 10-10			OU - Keeling 49 yd field goal, 20-7			OU - Keeling 49 yd field goal, 20-7					
FSU - Recovered fumble in OU end zone (Capece kick), 10-17			OU - Sims 30 yd run (Keeling kick), 27-7			OU - Sims 30 yd run (Keeling kick), 27-7					
OU - Rhodes 11 yd pass from Watts (Valora pass from Watts), 18-17			UH - Jordan 6 yd run (Clendenen kick), 27-14			UH - Jordan 6 yd run (Clendenen kick), 27-14					
			OU - Mills 2 yd run (kick failed), 33-14			OU - Mills 2 yd run (kick failed), 33-14					
			OU - Truit 28 yd interception return (Keeling kick), 40-14			OU - Truit 28 yd interception return (Keeling kick), 40-14					
<b>STATISTICS LEADERS</b>			<b>STATISTICS LEADERS</b>			<b>STATISTICS LEADERS</b>					
Rushing:	OU - Watts, 25-48		Rushing:	OU - Sims, 15-181		Rushing:	OU - Dupree, 17-242				
	FSU - Williams, 19-99			UH - Polk, 19-74			ASU - Moore, 20-64				
Passing:	OU - Watts, 12-7-0-128		Passing:	OU - Shepard, 5-1-1-2		Passing:	OU - Phelps, 10-4-1-40				
	FSU - Stockstill, 15-11-0-51			UH - Wilson, 28-11-1-216			ASU - Hons, 35-17-2-329				
Receiving:	OU - Rhodes, 2-53		Receiving:	OU - Ross, 1-2		Receiving:	OU - Lewis, 2-23				
	FSU - Williams, 2-27			UH - Durham, 1-60			ASU - Moore, 3-88				
Tackles:	OU - Coast, 15		Tackles:	OU - Benson, 10		Tackles:	OU - Sanders, 11				
	FSU - Piurowski, 12			UH - Turner, 13			ASU - Richardson, 15				
<b>GAME SUMMARY</b>			<b>GAME SUMMARY</b>			<b>GAME SUMMARY</b>					
This contest featured a rematch with a great deal more excitement as OU turned to a foreign weapon, the pass, to notch its third straight Orange Bowl win. QB J.C. Watts was chosen MVP and with good reason. The Seminoles used a fourth-quarter TD to break a 10-10 tie and seemingly gain control. OU was forced to start deep in its own territory after the kickoff with little time left. Watts went to work and passed the Sooners to the 11-yard line where he hit Steve Rhodes with a TD strike to pull the Sooners to within one with less than a minute to go. Watts then proceeded to hit tight end Forrest Valora for the two-point conversion that gave the Sooners their ninth Orange Bowl victory, including three in the last four years. Oklahoma finished ranked No. 3 in the nation.			OU ended the season on a bright note with an easier than anticipated 40-14 victory over Houston. MVP Darrell Shepard, who began his career at the UH, scored two touchdowns against his former team. The Sooners scored 30 fourth quarter points to turn a seat squirmer into a rout. Freshman Fred Sims rolled up 181 yards rushing in the game after rushing for just 179 in the regular season.			The magic of Marcus Dupree ran out as the Sun Devils rallied for 14 fourth-quarter points to win the first meeting between the two. Dupree ran wild early, amassing 239 yards before recurrent leg injuries forced him out in the third quarter. The turning point came when Oklahoma punter Michael Keeling could not get his punt away and was forced to throw an illegal pass. The Devils took over at the OU 43 and later scored when Darryl Clack raced 15 yards for a TD.					

 <b>1985 ORANGE BOWL</b>			 <b>1986 ORANGE BOWL</b>			 <b>1987 ORANGE BOWL</b>					
Miami, Fla. (56,294)			Miami, Fla. (74,178)			Miami, Fla. (57,291)					
<b>WASHINGTON</b>		<b>28</b>	<b>PENN STATE</b>		<b>10</b>	<b>ARKANSAS</b>		<b>8</b>			
<b>OKLAHOMA</b>		<b>17</b>	<b>OKLAHOMA</b>		<b>25</b>	<b>OKLAHOMA</b>		<b>42</b>			
	<b>UW</b>	<b>OU</b>		<b>PSU</b>	<b>OU</b>		<b>ARK</b>	<b>OU</b>			
First Downs	17	17	First Downs	14	12	First Down	17	11			
Rushes-Yards	43-192	54-162	Rushes-Yards	36-103	52-228	Rushes-Yards	45-48	48-366			
Passing Yards	119	124	Passing Yards	164	91	Passing Yards	192	47			
Passes-Comp-Int	21-9-3	21-6-1	Passes-Comp-Int	34-18-4	6-3-0	Passes-Comp-Int	33-16-5	5-2-0			
Plays-Yards	64-311	75-286	Plays-Yards	70-267	58-319	Plays-Yards	81-240	53-413			
Fumbles-Lost	3-1	6-2	Fumbles-Lost	2-1	5-1	Fumbles-Loss	2-0	3-2			
Penalties-Yards	5-25	8-60	Penalties-Yards	6-49	7-45	Penalties-Yards	3-25	4-40			
Punts-Average	6-37.7	7-34.6	Punts-Average	6-46.3	5-42.6	Punts-Average	9-41.1	5-47.6			
Time of Possession	28:56	31:04	Time of Possession	31:23	28:37	Time of Possession	35:29	24:31			
Third Down Conv.	3-13	6-18	Third Down Conv.	7-15	5-16	Third Down Conv.	8-18	5-12			
			Sacks By-Yards	0-0	2-10	Sacks By-Yards	7-51	0-0			
<b>SCORE BY QUARTER</b>			<b>SCORE BY QUARTER</b>			<b>SCORE BY QUARTER</b>					
Washington	14	0	0	14	28	Arkansas	0	0	0	8	8
Oklahoma	0	14	0	3	17	Oklahoma	0	14	14	14	42
<b>SCORING</b>			<b>SCORING</b>			<b>SCORING</b>					
UW - Greene 29 yd pass from Siruco (Jaeger kick), 0-7			PSU - Manoa 1 yd run (Manca kick), 0-7			OU - Tillman 77 yd run (Lashar kick), 7-0					
UW - Robinson 1 yd run (Jaeger kick), 0-14			OU - Lashar 26 yd field goal, 3-7			OU - Tillman 21 yd run (Lashar kick), 14-0					
OU - Bradley 1 yd run (Lashar kick), 7-14			OU - Jackson 71 yd pass from Holieway (Lashar kick), 10-7			OU - Holieway 2 yd run (Lashar kick), 21-0					
OU - Shepard 61 yd pass from Bradley (Lashar kick), 14-14			OU - Lashar 31 yd field goal, 13-7			OU - Holieway 4 yd run (Lashar kick), 28-0					
OU - Lashar 35 yd field goal, 17-14			OU - Lashar 21 yd field goal, 16-7			OU - Stafford 13 yd run (Lashar kick), 35-0					
UW - Pattison 12 yd pass from Millen (Jaeger kick), 17-21			PSU - Manca 27 yd field goal, 16-10			OU - Parham 49 yd run (Lashar kick), 42-0					
UW - Fenney 6 yd run (Jaeger kick), 17-28			OU - Lashar 22 yd field goal, 19-10			ARK - Thomas 2 yd run (Shibest pass from Bland), 42-8					
UW - Fenney 6 yd run (Jaeger kick), 17-28			OU - Carr 61 yd run (kick failed), 25-10								
<b>STATISTICS LEADERS</b>			<b>STATISTICS LEADERS</b>			<b>STATISTICS LEADERS</b>					
Rushing:	OU - Carr, 10-63		Rushing:	OU - Carr, 19-148		Rushing:	OU - Tillman, 7-109				
	UW - Robinson, 28-135			PSU - Dozier, 12-39			ARK - Thomas, 22-59				
Passing:	OU - Bradley, 21-6-1-124		Passing:	OU - Holieway, 6-3-0-91		Passing:	OU - Holieway, 3-2-0-47				
	UW - Sircuro, 17-7-3-78			PSU - Knizner, 11-8-1-90			ARK - Thomas, 26-13-4-129				
Receiving:	OU - Shepard, 3-87		Receiving:	OU - Jackson, 2-83		Receiving:	OU - Shepard, 1-36				
	UW - Greene, 4-97			PSU - Dimidio, 6-50			ARK - Shibest, 4-83				
Tackles:	OU - Brown, Reed, 6		Tackles:	OU - Bosworth, 13		Tackles:	OU - Jones, 9				
	UW - Kelly, 11			PSU - Alexander, 9			ARK - Atwater, 7				
<b>GAME SUMMARY</b>			<b>GAME SUMMARY</b>			<b>GAME SUMMARY</b>					
Brigham Young was No. 1 in the polls, but Sooner head coach Barry Switzer had argued that the Sooners should be No. 1 because of a tougher schedule. A win over a fine Husky team would solidify that claim. However, Washington refused to cooperate and turned a 17-14 fourth quarter deficit into a 28-17 triumph. The game was marked by a bizarre incident when, after thinking an Oklahoma field goal was good, the Sooner Schooner raced onto the field as called for by tradition. A penalty negated the field goal, but the Schooner became stuck in the muddy field in front of UW's bench, resulting in a 15-yard penalty. The following 42-yard try was no good.			A swarming defense, a record field goal performance and two big plays helped the Oklahoma Sooners defeat Penn State to capture both the Orange Bowl and the program's sixth national championship. Butkus Award winner Brian Bosworth had 13 solo tackles and the Oklahoma secondary picked off four Penn State passes to thwart any rallies. Tim Lashar booted an Orange Bowl record four field goals to give the Sooners an early lead. Lydell Carr and Keith Jackson then provided big plays, a 61-yard jaunt by Carr and a 71-yard pass play from Jamelle Holieway to Jackson.			After nine years, Barry Switzer avenged his most embarrassing loss, coaching Oklahoma to a 42-8 rout of Arkansas. LB Danté Jones, playing in place of All-American Brian Bosworth, led the defense, which held the Hogs to just 48 rushing yards. Spencer Tillman gained 109 yards rushing on just seven carries. His totals included a 77-yard TD to give OU the early 7-0 lead. Todd Thomsen set an Orange Bowl record with five punts for a 47.6-yard average.					

 <b>1988 ORANGE BOWL</b>			 <b>1989 CITRUS BOWL</b>			 <b>1991 GATOR BOWL</b>					
Miami, Fla. (74,760)			Orlando, Fla. (53,571)			Jacksonville, Fla. (62,003)					
<b>MIAMI</b>		<b>20</b>	<b>OKLAHOMA</b>		<b>6</b>	<b>OKLAHOMA</b>		<b>48</b>			
<b>OKLAHOMA</b>		<b>14</b>	<b>CLEMSON</b>		<b>13</b>	<b>VIRGINIA</b>		<b>14</b>			
	<b>OU</b>	<b>UM</b>		<b>CU</b>	<b>OU</b>		<b>OU</b>	<b>UVA</b>			
First Downs	13	15	First Downs	12	17	First Downs	36	13			
Rushes-Yards	53-179	38-72	Rushes-Yards	48-187	43-116	Rushes-Yards	51-261	26-101			
Passing Yards	76	209	Passing Yards	57	138	Passing Yards	357	142			
Passes-Comp-Int	13-5-0	30-18-1	Passes-Comp-Int	11-5-0	24-10-1	Passes-Comp-Int	36-27-0	29-12-1			
Plays-Yards	66-255	68-281	Plays-Yards	59-244	67-254	Plays-Yards	87-618	55-243			
Fumbles-Lost	4-2	0-0	Fumbles-Lost	1-0	4-1	Fumbles-Lost	1-1	4-1			
Penalties-Yards	5-39	8-85	Penalties-Yards	7-76	5-50	Penalties-Yards	12-128	6-48			
Punts-Average	8-39.0	6-44.7	Punts-Average	7-44.3	5-38.6	Punts-Average	3-40.3	8-34.8			
Time of Possession	27:52	32:08	Time of Possession	29:30	30:30	Time of Possession	37:54	22:06			
Third Down Conv.	6-18	9-18	Third Down Conv.	6-15	4-14	Third Down Conv.	8-14	2-12			
Sacks By-Yards	1-5	1-5	Sacks By-Yards	0-0	0-0	Sacks By-Yards	1-9	0-0			
<b>SCORE BY QUARTER</b>			<b>SCORE BY QUARTER</b>			<b>SCORE BY QUARTER</b>					
Miami	7	0	10	3	20	Oklahoma	7	27	14	0	48
Oklahoma	0	7	0	7	14	Clemson	0	7	0	7	14
<b>SCORING</b>			<b>SCORING</b>			<b>SCORING</b>					
UM - Bratton 30 yd pass from Walsh (Cox kick), 0-7			OU - Lashar 35 yd field goal, 3-0			OU - Mickey 10 yd pass from Gundy (Blanton kick), 7-0					
OU - Stafford 1 yd run (Lashar kick), 7-7			CU - Gardocki 20 yd field goal, 3-3			OU - Gaddis 2 yd run (Blanton kick), 14-0					
UM - Cox 56 yd field goal, 7-10			CU - Gardocki 46 yd field goal, 3-6			OU - Gaddis 8 yd run (Blanton kick), 21-0					
UM - Irvin 23 yd pass from Walsh (Cox kick), 7-17			OU - Lashar 30 yd field goal, 6-6			OU - Jones 4 yd blocked punt (Blanton kick), 28-0					
UM - Cox 48 yd field goal, 7-20			CU - Allen 4 yd run (Seyle kick), 6-13			OU - Mickey 13 yd pass from Gundy (kick blocked), 34-0					
OU - Hutson 29 yd run (Lashar kick), 14-20						UVA - Davis 22 yd pass from Blundin (Husted kick), 34-7					
<b>STATISTICS LEADERS</b>			<b>STATISTICS LEADERS</b>			<b>STATISTICS LEADERS</b>					
Rushing:	OU - Collins, 10-50		Rushing:	OU - Perry, 12-52		Rushing:	OU - Gaddis, 20-104				
	UM - Williams, 19-41			CU - McFadden, 9-55			UVA - Kirby, 13-66				
Passing:	OU - Thompson, 12-4-0-56		Passing:	OU - Holieway, 24-10-1-138		Passing:	OU - Gundy, 31-25-0-324				
	UM - Walsh, 30-18-1-209			CU - Williams, 11-5-0-57			UVA - Blundin, 26-12-1-142				
Receiving:	OU - Jackson, 3-45		Receiving:	OU - Cabbiness, 3-78		Receiving:	OU - Warren, 5-110				
	UM - Bratton, 9-102			CU - Allen, 4-47			UVA - Mundy, 3-44				
Tackles:	OU - Reed, 9		Tackles:	OU - Dillon, 11		Tackles:	OU - Wilson, 8				
	UM - Clark, 14			CU - McDaniel, 11			UVA - Lewis, 15				
<b>GAME SUMMARY</b>			<b>GAME SUMMARY</b>			<b>GAME SUMMARY</b>					
The Sooners' hopes of winning their seventh national championship were put to rest by Miami, 20-14. The Hurricanes took the opening kickoff and moved 65 yards in eight plays for a 7-0 lead, then never looked back. The Sooner offense, which led the nation in six categories, was held to only 179 rushing yards and 255 overall. Late in the fourth quarter, the Sooners scored on a 29-yard fumblerooski which gave the Oklahoma faithful a flicker of hope. The Hurricane defenders blew it out when they sacked quarterback Charles Thompson and caused a fumble to ensure the victory.			After a dry three quarters and the score deadlocked at 6-6, Clemson held off a late Sooner rally to post a 13-6 victory and give the ACC its first victory over the Sooners in 16 tries. On the Sooners' last possession, OU took the ball over on its own 20 with 2:59 left on the clock. QB Jamelle Holieway, playing in his final game, scampered 11 yards on a fourth down to keep the drive alive. Holieway then completed passes of five, seven, four, 12, seven, 12 and 13 yards, to get OU inside the Tiger 14 with 12 seconds remaining. Two desperation heaves by Holieway dropped incomplete to end all Oklahoma hopes.			Cale Gundy unleashed one of the greatest postseason passing efforts in school history as Oklahoma crushed Virginia, 48-14. Gundy was 25-of-31, including 11 straight completions, for 329 yards and two TDs. The Sooners scored touchdowns on four of their first five possessions to put the game out of reach before halftime. The OU defense never allowed the Cavaliers inside the 20. The 48 points tied the OU bowl game record (48-21 over Duke in the '58 Orange Bowl).					



 <b>1993 JOHN HANCOCK BOWL</b>			 <b>1994 COPPER BOWL</b>			 <b>1999 INDEPENDENCE BOWL</b>																																																																																																														
El Paso, Texas (43,848)			Tucson, Ariz. (45,122)			Shreveport, La. (49,843)																																																																																																														
 <b>TEXAS TECH</b>		<b>10</b>	<b>BYU</b>		<b>31</b>	<b>MISSISSIPPI</b>		<b>27</b>																																																																																																												
 <b>OKLAHOMA</b>		<b>41</b>	<b>OKLAHOMA</b>		<b>6</b>	<b>OKLAHOMA</b>		<b>25</b>																																																																																																												
<table border="0"> <thead> <tr> <th></th> <th>OU</th> <th>TTU</th> </tr> </thead> <tbody> <tr><td>First Downs</td><td>21</td><td>18</td></tr> <tr><td>Rushes-Yards</td><td>50-177</td><td>33-116</td></tr> <tr><td>Passing Yards</td><td>215</td><td>199</td></tr> <tr><td>Passes-Comp-Int</td><td>26-15-1</td><td>37-19-4</td></tr> <tr><td>Plays-Yards</td><td>76-392</td><td>70-315</td></tr> <tr><td>Fumbles-Lost</td><td>4-2</td><td>0-0</td></tr> <tr><td>Penalties-Yards</td><td>9-65</td><td>6-65</td></tr> <tr><td>Punts-Average</td><td>7-48.3</td><td>7-42.6</td></tr> <tr><td>Time of Possession</td><td>35:22</td><td>24:38</td></tr> <tr><td>Third Down Conv.</td><td>4-11</td><td>6-17</td></tr> <tr><td>Sacks By-Yards</td><td>1-5</td><td>6-31</td></tr> </tbody> </table>				OU	TTU	First Downs	21	18	Rushes-Yards	50-177	33-116	Passing Yards	215	199	Passes-Comp-Int	26-15-1	37-19-4	Plays-Yards	76-392	70-315	Fumbles-Lost	4-2	0-0	Penalties-Yards	9-65	6-65	Punts-Average	7-48.3	7-42.6	Time of Possession	35:22	24:38	Third Down Conv.	4-11	6-17	Sacks By-Yards	1-5	6-31	<table border="0"> <thead> <tr> <th></th> <th>BYU</th> <th>OU</th> </tr> </thead> <tbody> <tr><td>First Downs</td><td>28</td><td>16</td></tr> <tr><td>Rushes-Yards</td><td>33-71</td><td>33-72</td></tr> <tr><td>Passing Yards</td><td>485</td><td>163</td></tr> <tr><td>Passes-Comp-Int</td><td>46-32-0</td><td>30-13-1</td></tr> <tr><td>Plays-Yards</td><td>79-556</td><td>63-235</td></tr> <tr><td>Fumbles-Lost</td><td>0</td><td>0</td></tr> <tr><td>Penalties-Yards</td><td>6-48</td><td>7-44</td></tr> <tr><td>Punts-Average</td><td>4-37.0</td><td>8-37.1</td></tr> <tr><td>Time of Possession</td><td>35:16</td><td>24:44</td></tr> <tr><td>Third Down Conv.</td><td>8-14</td><td>3-13</td></tr> <tr><td>Sacks By-Yards</td><td>1-13</td><td>1-3</td></tr> </tbody> </table>				BYU	OU	First Downs	28	16	Rushes-Yards	33-71	33-72	Passing Yards	485	163	Passes-Comp-Int	46-32-0	30-13-1	Plays-Yards	79-556	63-235	Fumbles-Lost	0	0	Penalties-Yards	6-48	7-44	Punts-Average	4-37.0	8-37.1	Time of Possession	35:16	24:44	Third Down Conv.	8-14	3-13	Sacks By-Yards	1-13	1-3	<table border="0"> <thead> <tr> <th></th> <th>UM</th> <th>OU</th> </tr> </thead> <tbody> <tr><td>First Downs</td><td>19</td><td>27</td></tr> <tr><td>Rushes-Yards</td><td>33-159</td><td>23-91</td></tr> <tr><td>Passing Yards</td><td>202</td><td>390</td></tr> <tr><td>Passes-Comp-Int</td><td>29-18-2</td><td>54-39-1</td></tr> <tr><td>Plays-Yards</td><td>62-361</td><td>77-481</td></tr> <tr><td>Fumbles-Lost</td><td>1-0</td><td>3-3</td></tr> <tr><td>Penalties-Yards</td><td>3-13</td><td>4-35</td></tr> <tr><td>Punts-Average</td><td>5-39.4</td><td>1-10.0</td></tr> <tr><td>Time of Possession</td><td>29:24</td><td>30:36</td></tr> <tr><td>Third Down Conv.</td><td>5-11</td><td>7-13</td></tr> <tr><td>Sacks By-Yards</td><td>3-16</td><td>3-24</td></tr> </tbody> </table>				UM	OU	First Downs	19	27	Rushes-Yards	33-159	23-91	Passing Yards	202	390	Passes-Comp-Int	29-18-2	54-39-1	Plays-Yards	62-361	77-481	Fumbles-Lost	1-0	3-3	Penalties-Yards	3-13	4-35	Punts-Average	5-39.4	1-10.0	Time of Possession	29:24	30:36	Third Down Conv.	5-11	7-13	Sacks By-Yards	3-16	3-24
	OU	TTU																																																																																																																		
First Downs	21	18																																																																																																																		
Rushes-Yards	50-177	33-116																																																																																																																		
Passing Yards	215	199																																																																																																																		
Passes-Comp-Int	26-15-1	37-19-4																																																																																																																		
Plays-Yards	76-392	70-315																																																																																																																		
Fumbles-Lost	4-2	0-0																																																																																																																		
Penalties-Yards	9-65	6-65																																																																																																																		
Punts-Average	7-48.3	7-42.6																																																																																																																		
Time of Possession	35:22	24:38																																																																																																																		
Third Down Conv.	4-11	6-17																																																																																																																		
Sacks By-Yards	1-5	6-31																																																																																																																		
	BYU	OU																																																																																																																		
First Downs	28	16																																																																																																																		
Rushes-Yards	33-71	33-72																																																																																																																		
Passing Yards	485	163																																																																																																																		
Passes-Comp-Int	46-32-0	30-13-1																																																																																																																		
Plays-Yards	79-556	63-235																																																																																																																		
Fumbles-Lost	0	0																																																																																																																		
Penalties-Yards	6-48	7-44																																																																																																																		
Punts-Average	4-37.0	8-37.1																																																																																																																		
Time of Possession	35:16	24:44																																																																																																																		
Third Down Conv.	8-14	3-13																																																																																																																		
Sacks By-Yards	1-13	1-3																																																																																																																		
	UM	OU																																																																																																																		
First Downs	19	27																																																																																																																		
Rushes-Yards	33-159	23-91																																																																																																																		
Passing Yards	202	390																																																																																																																		
Passes-Comp-Int	29-18-2	54-39-1																																																																																																																		
Plays-Yards	62-361	77-481																																																																																																																		
Fumbles-Lost	1-0	3-3																																																																																																																		
Penalties-Yards	3-13	4-35																																																																																																																		
Punts-Average	5-39.4	1-10.0																																																																																																																		
Time of Possession	29:24	30:36																																																																																																																		
Third Down Conv.	5-11	7-13																																																																																																																		
Sacks By-Yards	3-16	3-24																																																																																																																		
<b>SCORE BY QUARTER</b> <table border="0"> <tr><td>Texas Tech</td><td>0</td><td>3</td><td>7</td><td>0</td><td>10</td></tr> <tr><td>Oklahoma</td><td>14</td><td>14</td><td>0</td><td>13</td><td>41</td></tr> </table>			Texas Tech	0	3	7	0	10	Oklahoma	14	14	0	13	41	<b>SCORE BY QUARTER</b> <table border="0"> <tr><td>BYU</td><td>7</td><td>10</td><td>7</td><td>7</td><td>31</td></tr> <tr><td>Oklahoma</td><td>0</td><td>0</td><td>0</td><td>6</td><td>6</td></tr> </table>			BYU	7	10	7	7	31	Oklahoma	0	0	0	6	6	<b>SCORE BY QUARTER</b> <table border="0"> <tr><td>Ole Miss</td><td>7</td><td>14</td><td>0</td><td>6</td><td>27</td></tr> <tr><td>Oklahoma</td><td>3</td><td>0</td><td>15</td><td>7</td><td>25</td></tr> </table>			Ole Miss	7	14	0	6	27	Oklahoma	3	0	15	7	25																																																																								
Texas Tech	0	3	7	0	10																																																																																																															
Oklahoma	14	14	0	13	41																																																																																																															
BYU	7	10	7	7	31																																																																																																															
Oklahoma	0	0	0	6	6																																																																																																															
Ole Miss	7	14	0	6	27																																																																																																															
Oklahoma	3	0	15	7	25																																																																																																															
<b>SCORING</b> OU - Chandler 2 yd run (Blanton kick), 7-0 OU - Brady 9 yd pass from Gundy (Blanton kick), 14-0 TT - Davis 22 yd field goal, 14-3 OU - Warren 34 yd pass from Gundy (Blanton kick), 21-3 OU - Brady 15 yd pass from Gundy (Blanton kick), 28-3 TT - Morris 2 yd run (Davis kick), 28-10 OU - Moore 32 yd run (Blanton kick), 35-10 OU - Moore 6 yd run (no PAT attempt), 41-10			<b>SCORING</b> BYU - Doman 7 yd pass from Walsh (Lauder kick), 0-7 BYU - Lauder 22 yd field goal, 0-10 BYU - Johnston 25 yd pass from Walsh (Lauder kick), 0-17 BYU - Johnston 4 yd pass from Walsh (Lauder kick), 0-24 OU - Moore 2 yd run (PAT failed), 6-24 BYU - Doman 28 yd pass from Walsh (Lauder kick), 6-31			<b>SCORING</b> UM - McAllister 25 yd pass from Miller (Binkley kick), 0-7 OU - Duncan 34 yd field goal, 3-7 UM - Bettis 9 yd pass from Miller (Binkley kick), 3-14 UM - McAllister 80 yd run (Binkley kick), 3-21 OU - Jackson 3 yd pass from Heupel (Duncan kick), 10-21 OU - Daniels 41 yd pass from Heupel (Hammons pass), 18-21 UM - Binkley 29 yd field goal, 18-24 OU - Griffin 17 yd pass from Heupel (Duncan kick), 25-24 UM - Binkley 39 yd field goal, 25-27																																																																																																														
<b>STATISTICS LEADERS</b> Rushing: OU - Moore, 15-85 TT - Morris, 27-95 Passing: OU - Gundy, 26-15-1-215 TT - Hall, 37-19-4-199 Receiving: OU - Warren, 4-93 TT - Mitchell, 6-87 Tackles: OU - Coats, 8 TT - Wright, Banks, 9			<b>STATISTICS LEADERS</b> Rushing: OU - Moore, 9-41 BYU - Willis, 11-41 Passing: OU - Brown, 30-13-1-163 BYU - Walsh, 45-31-4-454 Receiving: OU - Hall, 5-75 BYU - Willis, 7-103 Tackles: OU - Simpson, 13 BYU - Cook, 8			<b>STATISTICS LEADERS</b> Rushing: OU - Griffin, 12-86 UM - McAllister, 17-121 Passing: OU - Heupel, 53-39-1-390 UM - Miller, 28-18-2-202 Receiving: OU - Daniels, 6-109 UM - McAllister, 3-55 Tackles: OU - Rideau, 7 UM - Taylor, Strong, 8																																																																																																														
<b>GAME SUMMARY</b> QB Cale Gundy brilliantly guided Oklahoma's offense and the Sooner defense slowed Doak Walker Award winner Bam Morris as OU claimed a 41-10 win. The Sooners scored the first two times they had the ball. Another Gundy TD pass boosted the lead to 21-3. Just over a minute later, the game MVP hit again and Oklahoma was cruising at halftime 28-3. Meanwhile, the nation's second-leading rusher was held to just 95 yards by the Sooner defense.			<b>GAME SUMMARY</b> After completing its worst regular season in 30 years, and playing under a head coach who had resigned, Oklahoma ended its season with a dismal 31-6 loss. The Sooners started reserve QB Terence Brown, who had completed one of three passes on the season. Season starter Garrick McGee had contracted spinal meningitis and was unable to play. OU's defense surrendered 485 yards and four touchdowns through the air. BYU's John Walsh set Copper Bowl records for completions (31) and TD passes (4). Sooner linebacker Broderick Simpson was Defensive Player of the Game with 13 tackles, a sack and a broken up pass.			<b>GAME SUMMARY</b> In the final college game of the 20th century, Ole Miss topped Oklahoma in a thriller, 27-25. OU quarterback and game offensive MVP Josh Heupel set school and Independence Bowl records for attempts, completions and yards, and tied the record for touchdowns. Jarrail Jackson tied the Independence Bowl record for receptions with 10. Ole Miss' Les Binkley kicked a 39-yard field goal for the win on the last play of the game.																																																																																																														

 <b>2001 ORANGE BOWL</b>		 <b>2002 COTTON BOWL</b>		 <b>2003 ROSE BOWL</b>																																																																																																											
Miami, Fla. (76,835)		Dallas, Texas (72,955)		Pasadena, Calif. (86,848)																																																																																																											
<b>FLORIDA STATE</b>	<b>2</b>	<b>OKLAHOMA</b>	<b>10</b>	<b>OKLAHOMA</b>	<b>34</b>																																																																																																										
<b>OKLAHOMA</b>	<b>13</b>	<b>ARKANSAS</b>	<b>3</b>	<b>WASHINGTON ST.</b>	<b>14</b>																																																																																																										
	<table border="0"> <thead> <tr> <th></th> <th>FSU</th> <th>OU</th> </tr> </thead> <tbody> <tr><td>First Downs</td><td>14</td><td>12</td></tr> <tr><td>Rushes-Yards</td><td>17-27</td><td>36-56</td></tr> <tr><td>Passing Yards</td><td>274</td><td>214</td></tr> <tr><td>Passes-Comp-Int</td><td>52-25-2</td><td>39-25-1</td></tr> <tr><td>Plays-Yards</td><td>69-301</td><td>75-270</td></tr> <tr><td>Fumbles-Lost</td><td>3-1</td><td>2-1</td></tr> <tr><td>Penalties-Yards</td><td>6-38</td><td>7-45</td></tr> <tr><td>Punts-Average</td><td>10-44.7</td><td>8-41.1</td></tr> <tr><td>Time of Possession</td><td>23:27</td><td>36:33</td></tr> <tr><td>Third Down Conv.</td><td>1-15</td><td>7-19</td></tr> <tr><td>Sacks By-Yards</td><td>2-13</td><td>1-2</td></tr> </tbody> </table>		FSU	OU	First Downs	14	12	Rushes-Yards	17-27	36-56	Passing Yards	274	214	Passes-Comp-Int	52-25-2	39-25-1	Plays-Yards	69-301	75-270	Fumbles-Lost	3-1	2-1	Penalties-Yards	6-38	7-45	Punts-Average	10-44.7	8-41.1	Time of Possession	23:27	36:33	Third Down Conv.	1-15	7-19	Sacks By-Yards	2-13	1-2	<table border="0"> <thead> <tr> <th></th> <th>OU</th> <th>ARK</th> </tr> </thead> <tbody> <tr><td>First Downs</td><td>11</td><td>6</td></tr> <tr><td>Rushes-Yards</td><td>34-56</td><td>42-37</td></tr> <tr><td>Passing Yards</td><td>175</td><td>13</td></tr> <tr><td>Passes-Comp-Int</td><td>32-24-0</td><td>13-2-1</td></tr> <tr><td>Plays-Yards</td><td>66-231</td><td>55-50</td></tr> <tr><td>Fumbles-Lost</td><td>2-1</td><td>1-1</td></tr> <tr><td>Penalties-Yards</td><td>9-76</td><td>6-54</td></tr> <tr><td>Punts-Average</td><td>9-34.9</td><td>8-40.5</td></tr> <tr><td>Time of Possession</td><td>33:34</td><td>26:26</td></tr> <tr><td>Third Down Conv.</td><td>6-18</td><td>1-14</td></tr> <tr><td>Sacks By-Yards</td><td>9-55</td><td>4-27</td></tr> </tbody> </table>		OU	ARK	First Downs	11	6	Rushes-Yards	34-56	42-37	Passing Yards	175	13	Passes-Comp-Int	32-24-0	13-2-1	Plays-Yards	66-231	55-50	Fumbles-Lost	2-1	1-1	Penalties-Yards	9-76	6-54	Punts-Average	9-34.9	8-40.5	Time of Possession	33:34	26:26	Third Down Conv.	6-18	1-14	Sacks By-Yards	9-55	4-27	<table border="0"> <thead> <tr> <th></th> <th>OU</th> <th>WSU</th> </tr> </thead> <tbody> <tr><td>First Downs</td><td>19</td><td>11</td></tr> <tr><td>Rushes-Yards</td><td>46-146</td><td>21-4</td></tr> <tr><td>Passing Yards</td><td>240</td><td>239</td></tr> <tr><td>Passes-Comp-Int</td><td>29-19-0</td><td>34-17-2</td></tr> <tr><td>Plays-Yards</td><td>75-386</td><td>55-243</td></tr> <tr><td>Fumbles-Lost</td><td>2-1</td><td>3-1</td></tr> <tr><td>Penalties-Yards</td><td>4-28</td><td>9-52</td></tr> <tr><td>Punts-Average</td><td>5-29.0</td><td>6-46.0</td></tr> <tr><td>Time of Possession</td><td>37:14</td><td>22:46</td></tr> <tr><td>Third Down Conv.</td><td>9-20</td><td>2-11</td></tr> <tr><td>Sacks By-Yards</td><td>6-59</td><td>3-27</td></tr> </tbody> </table>		OU	WSU	First Downs	19	11	Rushes-Yards	46-146	21-4	Passing Yards	240	239	Passes-Comp-Int	29-19-0	34-17-2	Plays-Yards	75-386	55-243	Fumbles-Lost	2-1	3-1	Penalties-Yards	4-28	9-52	Punts-Average	5-29.0	6-46.0	Time of Possession	37:14	22:46	Third Down Conv.	9-20	2-11	Sacks By-Yards	6-59	3-27
	FSU	OU																																																																																																													
First Downs	14	12																																																																																																													
Rushes-Yards	17-27	36-56																																																																																																													
Passing Yards	274	214																																																																																																													
Passes-Comp-Int	52-25-2	39-25-1																																																																																																													
Plays-Yards	69-301	75-270																																																																																																													
Fumbles-Lost	3-1	2-1																																																																																																													
Penalties-Yards	6-38	7-45																																																																																																													
Punts-Average	10-44.7	8-41.1																																																																																																													
Time of Possession	23:27	36:33																																																																																																													
Third Down Conv.	1-15	7-19																																																																																																													
Sacks By-Yards	2-13	1-2																																																																																																													
	OU	ARK																																																																																																													
First Downs	11	6																																																																																																													
Rushes-Yards	34-56	42-37																																																																																																													
Passing Yards	175	13																																																																																																													
Passes-Comp-Int	32-24-0	13-2-1																																																																																																													
Plays-Yards	66-231	55-50																																																																																																													
Fumbles-Lost	2-1	1-1																																																																																																													
Penalties-Yards	9-76	6-54																																																																																																													
Punts-Average	9-34.9	8-40.5																																																																																																													
Time of Possession	33:34	26:26																																																																																																													
Third Down Conv.	6-18	1-14																																																																																																													
Sacks By-Yards	9-55	4-27																																																																																																													
	OU	WSU																																																																																																													
First Downs	19	11																																																																																																													
Rushes-Yards	46-146	21-4																																																																																																													
Passing Yards	240	239																																																																																																													
Passes-Comp-Int	29-19-0	34-17-2																																																																																																													
Plays-Yards	75-386	55-243																																																																																																													
Fumbles-Lost	2-1	3-1																																																																																																													
Penalties-Yards	4-28	9-52																																																																																																													
Punts-Average	5-29.0	6-46.0																																																																																																													
Time of Possession	37:14	22:46																																																																																																													
Third Down Conv.	9-20	2-11																																																																																																													
Sacks By-Yards	6-59	3-27																																																																																																													
<b>SCORE BY QUARTER</b> <table border="0"> <tr><td>Florida State</td><td>0</td><td>0</td><td>0</td><td>2</td><td>2</td></tr> <tr><td>Oklahoma</td><td>3</td><td>0</td><td>3</td><td>7</td><td>13</td></tr> </table>		Florida State	0	0	0	2	2	Oklahoma	3	0	3	7	13	<b>SCORE BY QUARTER</b> <table border="0"> <tr><td>Oklahoma</td><td>7</td><td>0</td><td>3</td><td>0</td><td>10</td></tr> <tr><td>Arkansas</td><td>0</td><td>0</td><td>0</td><td>3</td><td>3</td></tr> </table>		Oklahoma	7	0	3	0	10	Arkansas	0	0	0	3	3	<b>SCORE BY QUARTER</b> <table border="0"> <tr><td>Oklahoma</td><td>3</td><td>14</td><td>3</td><td>14</td><td>34</td></tr> <tr><td>Washington State</td><td>0</td><td>0</td><td>0</td><td>14</td><td>14</td></tr> </table>		Oklahoma	3	14	3	14	34	Washington State	0	0	0	14	14																																																																						
Florida State	0	0	0	2	2																																																																																																										
Oklahoma	3	0	3	7	13																																																																																																										
Oklahoma	7	0	3	0	10																																																																																																										
Arkansas	0	0	0	3	3																																																																																																										
Oklahoma	3	14	3	14	34																																																																																																										
Washington State	0	0	0	14	14																																																																																																										
<b>SCORING</b> OU - Duncan 27 yd field goal, 3-0 OU - Duncan 42 yd field goal, 6-0 OU - Griffin 10 yd run (Duncan kick), 13-0 FSU - Team safety, 13-2		<b>SCORING</b> OU - Hybl 1 yd run (Duncan kick, 7-0 OU - Duncan 32 yd field goal, 10-0 ARK - O'Donohoe 32 yd field goal, 10-3		<b>SCORING</b> OU - DiCarlo 45 yd field goal, 3-0 OU - Savage 12 yd pass from Hybl (DiCarlo kick), 10-0 OU - Perkins 51 yd punt return (DiCarlo kick), 17-0 OU - DiCarlo 30 yd field goal, 20-0 OU - Fagan 9 yd pass from Hybl (DiCarlo kick), 27-0 WSU - Riley 37 yd pass from Gesser (Dunning kick), 27-7 OU - Griffin 19 yd run (DiCarlo kick), 34-7 WSU - Moore 89 yd kickoff return (Dunning kick), 34-14																																																																																																											
<b>STATISTICS LEADERS</b> Rushing: OU - Griffin, 19-40 FSU - Minor, 13-20 Passing: OU - Heupel, 39-25-1-214 FSU - Weinke, 51-25-2-274 Receiving: OU - Norman, 3-49 FSU - Bell, 7-137 Tackles: OU - Thompson, 7 FSU - Allen, 12		<b>STATISTICS LEADERS</b> Rushing: OU - Griffin, 19-56 ARK - Holmes, 8-27 Passing: OU - Hybl, 32-24-0-175 ARK - Clark, 12-2-1-13 Receiving: OU - Norman, 7-74 ARK - Wilson, 1-7 Tackles: OU - Calmus, 10 ARK - Petty, Bua, 7.5		<b>STATISTICS LEADERS</b> Rushing: OU - Griffin, 30-162 WSU - Green, 8-45 Passing: OU - Hybl, 29-19-0-240 WSU - Gesser, 34-17-2-239 Receiving: OU - Peoples, 3-80 WSU - Riley, 9-139 Tackles: OU - Lehman, 6 WSU - Coleman, 10																																																																																																											
<b>GAME SUMMARY</b> Top-ranked Oklahoma used a smothering defense to shut down the third-ranked Seminoles and Josh Heupel generated enough offense to lead OU to a perfect season. As the nation's only unbeaten team, the Sooners were the unanimous winners of the AP media poll. They were automatically crowned national champions in the coaches' poll under the Bowl Championship Series format. Led by Orange Bowl MVP Torrance Marshall, the Sooners time and again forced Florida State's Chris Weinke into bad decisions. Tim Duncan kicked two field goals and Quentin Griffin scored the clinching touchdown on a 10-yard run up the middle with 8:30 to play. Florida State avoided its first shutout in 12 seasons when Stanford Samuels tackled OU punter Jeff Ferguson in the end zone for a safety with 55 seconds remaining.		<b>GAME SUMMARY</b> Arkansas' defense played well, but few will remember. Oklahoma's defense was that much better. The final statistics were as chilling and stark as the weather. The Razorbacks, who reached OU territory just two times the entire game, could muster only 13 passing yards on two completions while their rushing attempts (42) outnumbered their rushing yards (37). Sooner defenders tied a school and Cotton Bowl record with a whopping nine sacks. Late in the first quarter, Oklahoma set sail on a 13-play, 63-yard scoring drive that culminated in a one-yard sneak by quarterback Nate Hybl. Along the way, the Sooners converted two third downs and one fourth. The resulting touchdown and PAT made the rest of the afternoon academic. OU added a 32-yard field goal by Tim Duncan in the third frame to build a 10-0 advantage that felt like twice that given the play of the defense. Arkansas, aided by penalties, finally scratched out a field goal, but no serious threat to the outcome was ever mounted.		<b>GAME SUMMARY</b> Oklahoma dominated the Pac 10 champs in the Sooners' first trip to the Rose Bowl. OU's defense logged six sacks and two interceptions to set the tone. Rose Bowl MVP Nate Hybl tossed two TD passes and Quentin Griffin rushed for 144 yards as the OU offense wore down the Cougars. Oklahoma became just the fourth school in college football history to win the four BCS games and the Cotton Bowl.																																																																																																											

2004 SUGAR BOWL			2005 ORANGE BOWL			2005 HOLIDAY BOWL					
New Orleans, La. (79,342)			Miami, Fla. (77,912)			San Diego, Calif. (65,416)					
<b>LOUISIANA STATE</b>	<b>21</b>		<b>OKLAHOMA</b>	<b>19</b>		<b>OREGON</b>	<b>14</b>				
<b>OKLAHOMA</b>	<b>14</b>		<b>USC</b>	<b>55</b>		<b>OKLAHOMA</b>	<b>17</b>				
	<b>LSU</b>	<b>OU</b>		<b>OU</b>	<b>USC</b>		<b>ORE</b>	<b>OU</b>			
First Downs	13	12	First Downs	19	19	First Downs	17	19			
Rushes-Yards	40-159	33-52	Rushes-Yards	40-151	28-208	Rushes-Yardage	32-84	40-132			
Passing Yards	153	102	Passing Yards	244	332	Passing Yards	243	229			
Passes-Comp-Int	24-14-2	37-13-2	Passes-Comp-Int	36-24-3	35-18-0	Passes-Comp-Int	44-25-1	30-17-1			
Plays-Yards	64-312	70-154	Plays-Yards	76-372	63-525	Plays-Yards	76-327	70-361			
Fumbles-Lost	1-1	2-0	Fumbles-Lost	3-2	1-0	Fumbles-Lost	1-0	2-1			
Penalties-Yards	8-65	11-70	Penalties-Yards	3-30	9-75	Penalties-Yards	3-15	10-70			
Punts-Average	8-34.0	8-45.9	Punts-Average	4-44.5	4-43.5	Punts-Average	8-45.1	7-37.9			
Time of Possession	31:19	28:41	Time of Possession	35:06	24:54	Time of Possession	31:23	28:37			
Third Down Conv.	6-17	4-15	Third Down Conv.	8-17	6-14	Third Down Conv.	6-18	6-16			
Sacks By-Yards	5-46	5-12	Sacks By-Yards	1-9	2-20	Sacks By-Yards	0-0	3-19			
<b>SCORE BY QUARTER</b>			<b>SCORE BY QUARTER</b>			<b>SCORE BY QUARTER</b>					
LSU	7	7	7	0	21	Oregon	7	0	0	7	14
Oklahoma	0	7	0	7	14	Oklahoma	3	0	14	0	17
<b>SCORING</b>			<b>SCORING</b>			<b>SCORING</b>					
LSU - Green 24 yd run (Gaudet kick), 0-7			OU - Wilson five yd pass from White (Hartley kick), 7-0			OU - Hartley 34 yd field goal, 3-0					
OU - K. Jones 1 yd run (DiCarlo kick), 7-7			USC - Byrd 33 yd pass from Leinart (Killeen kick), 7-7			ORE - Williams, D. 5 yd run (Martinez,Paul kick), 3-7					
LSU - Vincent 18 yd run (Gaudet kick), 7-14			USC - White 6 yd run (Killeen kick), 7-14			OU - Runnels 17 yd pass from Bomar (Hartley kick), 10-7					
LSU - Spears 20 yd interception return (Gaudet kick), 7-21			USC - Jarrett 54 yd pass from Leinart (Killeen kick), 7-21			OU - Jones, K. 8 yd run (Hartley kick), 17-7					
OU - K. Jones 1 yd run (DiCarlo kick), 14-21			USC - Smith 5 yd pass from Leinart (Killeen kick), 7-28			ORE - Day 3 yd pass from Leaf (Martinez kick), 17-14					
<b>STATISTICS LEADERS</b>			<b>STATISTICS LEADERS</b>			<b>STATISTICS LEADERS</b>					
Rushing:	LSU - Vincent, 16-117		OU - K. Jones, 20-59			Rushing:	ORE - Whitehead, 12-43				
Passing:	LSU - Mauck, 22-13-2-124-0		OU - White, 37-13-2-102-0			Passing:	ORE - Leaf, 14-24-1-236				
Receiving:	LSU - Clayton, 4-38		OU - Clayton, 4-32			Receiving:	ORE - Finley, 9-67				
Tackles:	LSU - Turner, 9		OU - Strait, 11			Tackles:	ORE - Trucks, 14				
							OU - Alexander, 9				
<b>GAME SUMMARY</b>			<b>GAME SUMMARY</b>			<b>GAME SUMMARY</b>					
Riding its defense, LSU won the BCS title, 21-14. Oklahoma entered the game as the nation's top scoring offense, but struggled against the Tigers. The OU defense gave a good account too, surrendering 64 of LSU's 312 total yards on a non-scoring run on the Tigers' first snap. Still, it was the LSU defenders who stole the show. DE Marcus Spears returned an interception 20 yards for a TD on the first series of the second half and seemingly opened the floodgates. But OU stiffened and got its running game untracked. After pulling within seven at 21-14, the Sooners made another push to the LSU 12, but missed on four straight pass attempts, the last one with just 2:46 left. The crowd was the largest ever to see a sporting event in the Louisiana Superdome.			USC didn't need any help, but Oklahoma obliged anyway. The Trojans played a nearly flawless game, made even more so by five OU turnovers, and cruised to the BCS National Championship, 55-19.			Oklahoma linebacker Clint Ingram made a leaping interception of Oregon quarterback Brady Leaf's pass at the 10-yard line with 33 seconds left to preserve the Sooners' 17-14 upset of the No. 6 Oregon Ducks. Rhett Bomar threw a 17-yard touchdown pass to fullback J.D. Runnels for a 10-7 Oklahoma lead with 9:20 to play in the third quarter. Late in the third, Adrian Peterson's backup, Kejuan Jones, scored on an 8-yard run to make it 17-7. Peterson softened the Ducks with three bruising carries on the drive for 36 yards, including a 20-yard gain when he leveled safety J.D. Nelson.					



	<b>2007 FIESTA BOWL</b>			<b>2008 FIESTA BOWL</b>			<b>2009 BCS CHAMPIONSHIP</b>	
	Glendale, Ariz. (73,719)			Glendale, Ariz. (70,016)			Fort Lauderdale, Fla. (78,468)	
	<b>BOISE STATE</b>	<b>43</b>		<b>WEST VIRGINIA</b>	<b>48</b>		<b>FLORIDA</b>	<b>24</b>
<b>OKLAHOMA</b>	<b>42</b>	<b>OKLAHOMA</b>	<b>28</b>	<b>OKLAHOMA</b>	<b>14</b>			

	<b>BSU</b>	<b>OU</b>
First Downs	16	23
Rushes-Yardage	35-110	38-174
Passing Yards	267	233
Passes-Comp-Int	30-20-1	32-19-3
Plays-Yards	65-377	70-407
Fumbles-Lost	2-2	1-1
Penalties-Yards	8-63	6-35
Punts-Average	8-38.2	5-33.2
Time of Possession	28:21	31:39
Third Down Conv.	4-14	2-10
Sacks By-Yards	2-13	3-16

<b>SCORE BY QUARTER</b>						
Boise State	14	7	7	7	8	43
Oklahoma	7	3	7	18	7	42

<b>SCORING</b>					
BSU - James 49 yd pass from Zabransky (Montgomery kick), 0-7					
BSU - Johnson, 2 yd run (Montgomery kick), 0-14					
OU - Johnson 8 yd pass from Thompson (Hartley kick), 7-14					
OU - Hartley, 28 yd field goal, 10-14					
BSU - James 32 yd pass from Zabransky (Montgomery kick), 10-21					
BSU - Tadman 27 yd interception return (Montgomery kick) 10-28					
OU - Peterson 8 yd run (Hartley kick), 17-28					
OU - Hartley 28 yd field goal, 20-28					
OU - Chaney 5 yd pass from Thompson (Iglesias from Thompson), 28-28					
OU - Walker 33 yd interception return (Hartley kick) 25-28					
BSU - Rabb 35 yd pass from Zabransky (Montgomery kick), 35-35					
OU - Peterson 25 yd run (Hartley kick), 42-35					
BSU - Schoumann 5 yd pass from Parretta (Johnson run), 42-43					

<b>STATISTICS LEADERS</b>					
Rushing: BSU - Johnson 23-101 OU - Peterson 20-77					
Passing: BSU - Zabransky 19-29-1-262-3 OU - Thompson 19-32-3-233-2					
Receiving: BSU - Schouman 8-72 OU - Iglesias 6-120					
Tackles: BSU - Wilson 10 OU - Alexander 17					

**GAME SUMMARY**  
A pair of Boise State trick plays at the end of regulation and overtime ended Oklahoma's comeback and sealed a perfect season for BSU.

	<b>WVU</b>	<b>OU</b>
First Downs	17	25
Rushes-Yardage	39-349	43-177
Passing Yards	176	242
Passes-Comp-Int	19-10-0	33-21-1
Plays-Yards	58-525	76-419
Fumbles-Lost	0-0	1-0
Penalties-Yards	8-110	13-113
Punts-Average	4-58.5	4-47.0
Time of Possession	25:43	34:17
Third Down Conv.	4-12	4-16
Sacks By-Yards	3-22	0-0

<b>SCORE BY QUARTER</b>					
West Virginia	6	14	14	14	48
Oklahoma	0	6	9	13	28

<b>SCORING</b>					
WVU - McAfee 38 yd field goal, 0-3					
WVU - McAfee 42 yd field goal, 0-6					
OU - Hartley 37 yd field goal, 3-6					
WVU - Schmitt 57 yd run (McAfee kick), 3-13					
OU - Hartley 24 yd field goal, 6-13					
WVU - Reynaud 21 yd pass from White (McAfee kick), 6-20					
OU - Hartley 42 yd field goal, 9-20					
OU - Brown 1 yd run (Conversion failed), 15-20					
WVU - Devine 17 yd run (McAfee kick), 15-27					
WVU - Reynaud 30 yd run (McAfee kick), 15-34					
OU - Chaney 19 yd pass from Bradford (Conversion failed), 21-34					
WVU - Gonzales 79 pass from White (McAfee kick), 21-41					
OU - Iglesias 15 yd pass from Bradford (Hartley kick), 28-41					
WVU - Devine 65 yd run (McAfee kick), 28-48					

<b>STATISTICS LEADERS</b>					
Rushing: WVU - White 20-150 OU - Patrcik 14-82					
Passing: WVU - White 10-19-0-176-2 OU - Bradford 21-33-1-242-2					
Receiving: WVU - Reynaud 5-42 OU - Iglesias 8-53					
Tackles: WVU - Mundy 11 OU - Lofton 15					

**GAME SUMMARY**  
West Virginia quarterback Pat White rushed for 150 yards and running back Noel Devine added 108 more as the No. 9 Mountaineers upset the No. 3-ranked Oklahoma Sooners. West Virginia never trailed despite the passing of OU quarterback Sam Bradford, who hit on 21-of-33 for 242 yards and two touchdowns.

	<b>UF</b>	<b>OU</b>
First Downs	24	25
Rushes-Yardage	44-249	29-107
Passing Yards	231	256
Passes-Comp-Int	30-18-2	41-26-2
Plays-Yards	74-480	70-363
Fumbles-Lost	0-0	0-0
Penalties-Yards	8-81	4-31
Punts-Average	3-51.7	3-38.7
Time of Possession	34:57	25:03
Third Down Conv.	12-17	6-13
Sacks By-Yards	2-18	0-0

<b>SCORE BY QUARTER</b>					
Florida	0	7	7	10	24
Oklahoma	0	7	0	7	14




<b>SCORING</b>					
UF - Murphy 20 yd pass from Tebow (Phillips kick), 0-7					
OU - Gresham 6 yd pass from Bradford (Stevens kick), 7-7					
UF - Harvin 2 yd run (Phillips kick), 7-14					
OU - Gresham 11 yd pass from Bradford (Stevens kick), 14-14					
UF - Phillips 27 yd field goal, 14-17					
UF - Nelson 4 yd pass from Tebow (Phillips kick), 14-24					

<b>STATISTICS LEADERS</b>					
Rushing: UF - Harvin 9-122 OU - Brown 22-110					
Passing: UF - Tebow 18-30-2-231-2 OU - Bradford 26-41-2-256-2					
Receiving: UF - Hernandez 5-57 OU - Gresham 8-62					
Tackles: UF - Haden & Stamper 10 OU - Harris 11					

**GAME SUMMARY**  
Playing in their third national title game in six years, the No. 1-ranked Oklahoma Sooners were upset in their opponent's backyard as the No. 2 Florida Gators prevailed, 24-14. Tied at the half, Florida outscored OU 17-7 in the second half despite the 110-yard rushing effort by Chris Brown and 256 yards passing from Heisman Trophy winner Sam Bradford. Tight end Jermaine Gresham led all players with eight catches, including two touchdowns. OU was unable to overcome two costly stops inside the 10-yard line and two interceptions that were initially touched by Oklahoma receivers.

 <b>2009 SUN BOWL</b> El Paso, Texas (53,713)			 <b>2011 FIESTA BOWL</b> Glendale, Ariz. (67,232)			 <b>2011 INSIGHT BOWL</b> Tempe, Ariz. (54,247)					
<b>OKLAHOMA</b>		<b>31</b>	<b>CONNECTICUT</b>		<b>20</b>	<b>IOWA</b>		<b>14</b>			
<b>STANFORD</b>		<b>27</b>	<b>OKLAHOMA</b>		<b>48</b>	<b>OKLAHOMA</b>		<b>31</b>			
	<b>OU</b>	<b>STAN</b>		<b>UCONN</b>	<b>OU</b>		<b>IOWA</b>	<b>OU</b>			
First Downs	28	13	First Downs	19	27	First Downs	14	31			
Rushes-Yards	38-59	39-145	Rushes-Yards	41-112	30-95	Rushes-Yardage	37-76	37-114			
Passing Yards	418	117	Passing Yards	223	429	Passing Yards	216	161			
Passes-Comp-Int	51-30-1	19-8-2	Passes-Comp-Int	39-19-2	50-34-1	Passes-Comp-Int	45-23-2	25-16-1			
Plays-Yards	89-477	58-262	Plays-Yards	80-335	80-524	Plays-Yards	82-292	62-275			
Fumbles-Lost	2-1	2-0	Fumbles-Lost	1-0	3-1	Fumbles-Lost	1-0	0-0			
Penalties-Yards	9-85	9-77	Penalties-Yards	3-25	1-3	Penalties-Yards	6-36	6-45			
Punts-Average	5-39.2	6-44.0	Punts-Average	7-46.9	4-40.8	Punts-Average	6-44.3	6-50.3			
Time of Possession	31:16	28:44	Time of Possession	31:49	28:11	Time of Possession	33:14	26:46			
Third Down Conv.	10-20	1-12	Third Down Conv.	5-17	7-15	Third Down Conv.	6-17	4-12			
Sacks By-Yards	1-6	0-0	Sacks By-Yards	0-0	3-19	Sacks By-Yards	2-18	3-22			
<b>SCORE BY QUARTER</b>			<b>SCORE BY QUARTER</b>			<b>SCORE BY QUARTER</b>					
Oklahoma	10	7	14	0	31	Iowa	0	0	0	14	14
Stanford	7	17	0	3	27	Oklahoma	7	7	7	10	31
<b>SCORING</b>			<b>SCORING</b>			<b>SCORING</b>					
OU - Broyles 30 yd pass from Jones (O'Hara kick), 7-0			OU - Hanna 8 yd pass from Jones (Stevens kick), 7-0			OU - Bell 4 yd run (Hunnicut kick), 7-0					
STAN - Marecic 1 yd run (Whitaker kick), 7-7			OU - Murray 3 yd run (Stevens kick), 14-0			OU - Bell 4 yd run (Hunnicut kick), 14-0					
OU - O'Hara 28 yd field goal, 10-7			UC - Gratz 46 yd interception return (Teggart kick), 14-7			OU - Ratterree 3 yd pass from Jones (Hunnicut kick), 21-0					
STAN - Gerhart 19 yd run (Whitaker kick), 10-14			OU - Stevens 41 yd field goal, 17-7			Iowa - Fiedorowicz 5 yd pass from Vandenberg (Meyer kick), 21-7					
OU - Broyles 13 yd pass from Jones (O'Hara kick), 17-14			OU - Stevens 24 yd field goal, 20-7			Iowa - Canzeri 9 yd pass from Vandenberg (Meyer kick), 21-14					
STAN - Gerhart 0 yd fumble recovery (Whitaker kick), 17-21			UC - Teggart 37 yd field goal, 20-10			OU - Hunnicutt 35 yd field goal, 24-14					
STAN - Whitaker 35 yd field goal, 17-24			OU - Kenney 59 yd pass from Jones (Stevens kick), 27-10			OU - Bell 21 yd run (Hunnicut kick), 31-14					
OU - Broyles 6 yd pass from Jones (O'Hara kick), 24-24			OU - Fleming 55 yd interception return (Stevens kick), 34-10								
OU - Murray 1 yd run (O'Hara kick), 31-24			UC - Frey 95 yd kickoff return (Teggart kick), 34-17								
STAN - Whitaker 21 yd field goal, 31-27			UC - Teggart 38 yd field goal, 34-20								
			OU - Broyles 5 yd pass from Jones (Stevens kick), 41-20								
			OU - Jefferson 22 yd interception return (Stevens kick), 48-20								
<b>STATISTICS LEADERS</b>			<b>STATISTICS LEADERS</b>			<b>STATISTICS LEADERS</b>					
Rushing:	OU - Brown 12-46		Rushing:	UC - Todman 32-121		Rushing:	Iowa - Canzeri, 22-58				
	STAN - Gerhart 32-135			OU - Murray 25-93			OU - Bell, 10-51				
Passing:	OU - Jones 30-51-1-418-3		Passing:	UC - Frazer 19-39-2-223-0		Passing:	Iowa - Vandenberg, 23-44-1-216				
	STAN - Pritchard 8-19-2-117-0			OU - Jones 34-49-1-429-3			OU - Jones, 16-25-1-161				
Receiving:	OU - Broyles 13-156		Receiving:	UC - Moore 4-62		Receiving:	Iowa - Canzeri, 6-28				
	STAN - Whalen 3-65			OU - Broyles 13-170			OU - Jackson, 3-45				
Tackles:	OU - Reynolds 12		Tackles:	UC - Lutrus 11		Tackles:	Iowa - Nielsen, 8				
	STAN - Skov 15			OU - T. Lewis 10			OU - Jefferson/Fleming, 7				
<b>GAME SUMMARY</b>			<b>GAME SUMMARY</b>			<b>GAME SUMMARY</b>					
Landry Jones and Ryan Broyles lit up Stanford with record-setting performances as Oklahoma notched a 31-27 win in the 76th Brut Sun Bowl. Broyles set OU single game and Sun Bowl marks with 13 receptions. Those catches went for 156 yards and three touchdowns, the highest TD total ever by a Sooner in bowl play and a Sun Bowl record. Jones also set an OU bowl record with 418 passing yards, the second-highest total in the history of the Sun Bowl.			Landry Jones and Ryan Broyles had record-setting games, Oklahoma's defense scored two touchdowns while holding UConn's offense without one, and the ninth-ranked Sooners earned a 48-20 victory over Connecticut in the Fiesta Bowl.			Oklahoma won its 10th game of the year for a national-leading 33rd 10 win season as the Sooners grounded out a 31-14 win over Iowa. Oklahoma led at the half, 14-0, behind two rushing touchdowns from backup quarterback Blake Bell. Jamell Fleming earned his second straight defensive MVP in a bowl game with an interception that led to an OU touchdown while Landry Jones moved into a tie for most experienced quarterback in OU history with his 37th career start at the position.					

2013 COTTON BOWL	
Arlington, Texas (87,025)	
<b>TEXAS A&amp;M</b>	<b>41</b>
<b>OKLAHOMA</b>	<b>13</b>

2014 SUGAR BOWL	
New Orleans, La. (70,473)	
<b>OKLAHOMA</b>	<b>45</b>
<b>ALABAMA</b>	<b>31</b>

2014 RUSSELL ATHLETIC BOWL	
Orlando, Fla. (40,071)	
<b>OKLAHOMA</b>	<b>6</b>
<b>CLEMSON</b>	<b>40</b>

	TAMU	OU
First Downs	28	27
Rushes-Yardage	31-326	34-123
Passing Yards	307	278
Passes-Comp-Int	23-35-1	35-49-1
Plays-Yards	66-633	83-401
Fumbles-Lost	0-0	0-0
Penalties-Yards	7-60	7-47
Punts-Average	4-34.8	5-49.4
Time of Possession	23:11	36:49
Third Down Conv.	5-11	8-15
Sacks By-Yards	1-7	0-0

	OU	ALA
First Downs	24	20
Rushes-Yardage	30-81	35-129
Passing Yards	348	387
Passes-Comp-Int	44-32-1	30-19-2
Plays-Yards	74-429	65-516
Fumbles-Lost	1-0	3-3
Penalties-Yards	11-95	6-45
Punts-Average	6-42.3	4-43.5
Time of Possession	30:55	29:05
Third Down Conv.	7-15	6-12
Sacks By-Yards	7-54	1-5

	OU	CU
First Downs	17	22
Rushes-Yardage	31-172	42-68
Passing Yards	103	319
Passes-Comp-Int	37-17-3	37-26-0
Plays-Yards	68-275	79-387
Fumbles-Lost	2-2	1-0
Penalties-Yards	8-80	4-20
Punts-Average	9-49.9	8-41.1
Time of Possession	27:36	32:24
Third Down Conv.	2-12	7-19
Sacks By-Yards	4-25	1-8

**SCORE BY QUARTER**

Texas A&M	7	7	20	7	41
Oklahoma	3	10	0	0	13

**SCORE BY QUARTER**

Oklahoma	14	17	0	14	45
Alabama	10	7	7	7	31

**SCORE BY QUARTER**

Oklahoma	0	0	0	6	6
Clemson	17	10	13	0	40

**SCORING**  
 TAMU - Manziel 23 yd run (Bertolet kick), 0-7  
 OU - Hunnicutt 23 yd field goal, 3-7  
 OU - Hunnicutt 24 yd field goal, 6-7  
 TAMU - Manziel 5 yd run (Bertolet kick), 6-14  
 OU - Brown 6 yd pass from Jones (Hunnicutt kick), 13-14  
 TAMU - Malena 7 yd run (Bertolet kick), 13-21  
 TAMU - Williams 30 yd run (Bertolet kick failed), 13-27  
 TAMU - Swope 33 yd pass from Manziel (Bertolet kick), 13-34  
 TAMU - Nwachukwu 34 yd pass from Manziel (Bertolet kick), 13-41

**SCORING**  
 ALA - Yeldon 1 yd run (Foster kick), 0-7  
 OU - Bester 45 yd pass from Knight (Hunnicutt kick), 7-7  
 ALA - Foster 27 yd field goal, 7-10  
 OU - Saunders 8 yd pass from Knight (Hunnicutt kick), 14-10  
 ALA - White 67 yd pass from McCarron (Foster kick), 14-17  
 OU - Hunnicutt 47 yd field goal, 17-17  
 OU - Saunders 43 yd pass from Knight (Hunnicutt kick), 24-17  
 OU - Shepard 13 yd run (Hunnicutt kick), 31-17  
 ALA - Henry 43 yd run (Foster kick), 31-24  
 OU - Shepard 9 yd pass from Knight (Hunnicutt kick), 38-24  
 ALA - Henry 61 yd pass from McCarron (Foster kick), 38-31  
 OU - Grissom 8 yd fumble recovery (Hunnicutt kick), 45-31

**SCORING**  
 CU - Scott 65 yd pass from Stoudt (Lakip kick), 0-7  
 CU - Lakip 34 yd field goal, 0-10  
 CU - Boulware 47 yd INT return (Lakip kick), 0-17  
 CU - Lakip 49 yd field goal, 0-20  
 CU - Williams 26 yd pass from Stoudt (Lakip kick), 0-27  
 CU - Stoudt 2 yd run (Lakip kick), 0-34  
 CU - Hopper 24 yd pass from Stoudt (Lakip kick), 0-40  
 OU - Ross 11 yd run (kick blocked), 6-40

**STATISTICS LEADERS**  
 Rushing: TAMU - Manziel 17-229  
 OU - Clay 10-44  
 Passing: TAMU - Manziel 22-34-1-287-2  
 OU - Jones 35-48-1-278-1  
 Receiving: TAMU - Swope 8-104  
 OU - Saunders 9-63  
 Tackles: TAMU - Harris 10  
 OU - Colvin/J. Harris 9

**STATISTICS LEADERS**  
 Rushing: OU - Clay 17-44  
 ALA - Henry 8-100  
 Passing: OU - Knight 32-44-1-348, 4  
 ALA - McCarron 19-30-2-387, 2  
 Receiving: OU - Shepard 7-63, 1  
 ALA - Cooper 9-121  
 Tackles: OU - Striker 7  
 ALA - Jackson 10

**STATISTICS LEADERS**  
 Rushing: OU - Perine 23-134  
 CU - Gallman 19-55  
 Passing: OU - Knight 17-37-3-103-0  
 CU - Stoudt 26-36-0-319-3  
 Receiving: OU - Quick 7-46  
 CU - Williams 9-112-1  
 Tackles: OU - Striker 12  
 CU - Wiggins 7

**GAME SUMMARY**  
 Up by a point on No. 11 Oklahoma at halftime, No. 9 Texas A&M, led by Heisman Trophy winner Johnny Manziel, pulled away in the third quarter to break the Sooners' three-game bowl win streak. OU senior quarterback Landry Jones completed 35 of 48 passes for 278 yards with a touchdown and an interception, finishing his career as a Sooner in the same place it started at Cowboys Stadium.

**GAME SUMMARY**  
 Trevor Knight threw for 348 yards and four touchdowns, while the defense tallied seven sacks and forced four turnovers as the Sooners defeated Alabama, 45-31. Knight was named MVP after setting a Sugar Bowl record with 32 completions and his four record-tying touchdown tosses. Sterling Shepard and Brennan Clay led the way with seven catches each and Lacoltan Bester paced OU with 105 receiving yards.

**GAME SUMMARY**  
 Cole Stoudt threw for three touchdowns and ran for another, and 18th-ranked Clemson defeated Oklahoma 40-6 in the Russell Athletic Bowl. Stoudt was 26 for 36 for a season-high 319 yards. He was sacked four times, but Clemson never turned the ball over. Meanwhile, the Tigers, who came in ranked No. 1 in the nation in total defense, held the Sooners' offense to just 275 yards. Oklahoma had five turnovers, including three interceptions. The Sooners' lone score came in the fourth quarter when Alex Ross ran it in from 11 yards out.



## OU's Record In The Bowls

BCS Championship .....	0-1-0
Bluebonnet Bowl .....	0-1-1
Citrus Bowl .....	0-1-0
Cotton Bowl .....	1-1-0
Fiesta Bowl .....	2-3-0
Gator Bowl .....	2-1-0
Holiday Bowl .....	1-0-0
Independence Bowl .....	0-1-0
Insight/Copper Bowl .....	1-1-0
Orange Bowl .....	12-6-0
Rose Bowl .....	1-0-0
Russell Athletic Bowl .....	0-1-0
Sugar Bowl .....	5-2-0
Sun Bowl .....	3-0-0
<b>Overall Record .....</b>	<b>28-19-1</b>

## Team Bowl Records

### Total Yards

- 618 yards.....1991 Gator Bowl (vs. Virginia)
- 524 yards.....2011 Fiesta Bowl (vs. Connecticut)
- 481 yards...1999 Independence Bowl (vs. Ole Miss)
- 477 yards.....2009 Sun Bowl (vs. Stanford)
- 470 yards...1968 Astro-Bluebonnet Bowl (vs. SMU)

### Net Rushing Yards

- 439 yards.....1972 Sugar Bowl (vs. Auburn)
- 417 yards.....1983 Fiesta Bowl (vs. Arizona State)
- 415 yards.....1976 Fiesta Bowl (vs. Wyoming)
- 411 yards....1980 Orange Bowl (vs. Florida State)
- 409 yards.....1981 Sun Bowl (vs. Houston)

### Net Passing Yards

- 429 yards.....2011 Fiesta Bowl (vs. Connecticut)
- 418 yards.....2009 Sun Bowl (vs. Stanford)
- 390 yards...1999 Independence Bowl (vs. Ole Miss)
- 357 yards.....1991 Gator Bowl (vs. Virginia)
- 348 yards.....2014 Sugar Bowl (vs. Alabama)

### Fewest Total Yards Allowed

- 50 yards.....2002 Cotton Bowl (vs. Arkansas)
- 159 yards.....1950 Sugar Bowl (vs. LSU)
- 182 yards....1980 Orange Bowl (vs. Florida State)
- 189 yards.....1951 Sugar Bowl (vs. Kentucky)
- 196 yards.....1973 Sugar Bowl (vs. Penn State)

### Fewest Rushing Yards Allowed

- 4 yards....2002 Rose Bowl (vs. Washington State)
- 27 yards.....2001 Orange Bowl (vs. Florida State)
- 38 yards.....2002 Cotton Bowl (vs. Arkansas)
- 38 yards.....1950 Sugar Bowl (vs. LSU)
- 40 yards.....1972 Sugar Bowl (vs. Auburn)

### Fewest Net Passing Yards Allowed

- 13 yards.....2002 Cotton Bowl (vs. Arkansas)
- 33 yards.....1976 Orange Bowl (vs. Michigan)
- 36 yards.....1954 Orange Bowl (vs. Maryland)
- 46 yards.....1956 Orange Bowl (vs. Maryland)
- 51 yards....1980 Orange Bowl (vs. Florida State)
- 51 yards.....1976 Fiesta Bowl (Wyoming)

### Most Points Scored

- 48 points.....2011 Fiesta Bowl (vs. Connecticut)
- 48 points.....1991 Gator Bowl (vs. Virginia)
- 48 points.....1958 Orange Bowl (vs. Duke)
- 45 points.....2014 Sugar Bowl (vs. Alabama)
- 42 points.....2007 Fiesta Bowl (vs. Boise State)
- 42 points.....1987 Orange Bowl (vs. Arkansas)

### Fewest Points Allowed

- 0 points.....1973 Sugar Bowl (vs. Penn St.)
- 0 points.....1954 Orange Bowl (vs. Maryland)
- 0 points.....1950 Sugar Bowl (vs. LSU)
- 2 points.....2001 Orange Bowl (vs. Florida State)
- 3 points.....2002 Cotton Bowl (vs. Arkansas)

## Individual Bowl Records

### Rushing Yardage

- Marcus Dupree ....1983 Fiesta Bowl .....239 yards
- Fred Sims .....1981 Sun Bowl .....181 yards
- Leon Heath.....1950 Sugar Bowl .....170 yards
- Billy Sims .....1980 Orange Bowl ....164 yards
- Jack Mildren .....1971 Sugar Bowl .....149 yards

### Rushing Touchdowns

- Blake Bell.....2011 Insight Bowl.....3
- Mike Gaddis.....1991 Gator Bowl.....3
- Jack Mildren .....1972 Sugar Bowl .....3
- Eddy Davis.....1946 Gator Bowl.....3
- Several tied with 2  
Last: Adrian Peterson (2007 Fiesta Bowl)

### Total Carries

- Steve Owens .....1968 Astro-Bluebonnet Bowl..36
- Quentin Griffin ...2003 Rose Bowl .....30
- Jack Mildren .....1971 Sugar Bowl .....30
- Jim Grisham .....1963 Orange Bowl .....28
- Four tied with 25:  
Last: DeMarco Murray (2011 Fiesta Bowl)

### Passing Yardage

- Landry Jones .....2011 Fiesta Bowl .....429
- Landry Jones .....2009 Sun Bowl .....418
- Josh Heupel.....1999 Independence Bowl...390
- Trevor Knight .....2014 Sugar Bowl .....348
- Cale Gundy .....1991 Gator Bowl.....329

### Pass Completions

- Josh Heupel.....1999 Independence Bowl.....39
- Landry Jones .....2013 Cotton Bowl.....35
- Landry Jones .....2011 Fiesta Bowl .....34
- Trevor Knight .....2014 Sugar Bowl .....32
- Landry Jones .....2009 Sun Bowl .....30

### Pass Attempts

- Josh Heupel.....1999 Independence Bowl.....53
- Landry Jones .....2009 Sun Bowl .....51
- Landry Jones .....2011 Fiesta Bowl .....49
- Landry Jones .....2013 Cotton Bowl.....48
- Trevor Knight .....2014 Sugar Bowl .....44

### Touchdown Passes

- Trevor Knight .....2014 Sugar Bowl .....4
- Landry Jones .....2011 Fiesta Bowl .....3
- Landry Jones .....2009 Sun Bowl .....3
- Josh Heupel.....1999 Independence Bowl.....3
- Cale Gundy .....1993 John Hancock Bowl.....3

### Reception Leaders

- Ryan Broyles.....2011 Fiesta Bowl .....13
- Ryan Broyles.....2009 Sun Bowl .....13
- Jarrail Jackson....1999 Independence Bowl.....10
- Quentin Griffin ....2002 Cotton Bowl.....9
- Jalen Saunders ....2013 Cotton Bowl.....9

### Reception Yardage

- Ryan Broyles.....2011 Fiesta Bowl .....170
- Ben Hart.....1965 Gator Bowl .....165
- Ryan Broyles.....2009 Sun Bowl .....156
- Cameron Kenney..2011 Fiesta Bowl .....154
- Johnny Barr .....1968 Astro-Bluebonnet Bowl..138

### Touchdown Receptions

- Ryan Broyles.....2009 Sun Bowl.....3
- Jalen Saunders .....2014 Sugar Bowl.....2
- Jermaine Gresham..2009 BCS Championship...2
- Travis Wilson .....2005 Orange Bowl.....2
- Rickey Brady .....1993 John Hancock Bowl...2
- Joey Mickey .....1991 Gator Bowl .....2
- Johnny Barr .....1968 Astro-Bluebonnet.....2

## Career Bowl Leaders

### Rushing Yardage

- Leon Heath.....1948-1950 .....349
- Lydell Carr .....1984-1987 .....326
- Quentin Griffin .....1999-2002 .....326
- Billy Sims .....1975-1979 .....305
- Greg Pruitt .....1970-1972 .....278

### Rushing Touchdowns

- Blake Bell.....2011-2014 .....3
- Kejuan Jones .....2002-2005 .....3
- Jerald Moore.....1993-1994 .....3
- Mike Gaddis .....1988-1991 .....3
- Stanley Wilson.....1979-1982 .....3
- Billy Sims .....1975-1979 .....3
- Greg Pruitt .....1970-1972 .....3
- Jack Mildren .....1969-1971 .....3

### Total Carries

- Quentin Griffin .....1999-2002 .....72
- Adrian Peterson ....2004-2007 .....68
- Leon Crosswhite....1970-1972 .....59
- Billy Sims .....1975-1979 .....55
- Steve Owens .....1967-1969 .....53

### Passing Yardage

- Landry Jones .....2009-2012 .....1,286
- Josh Heupel .....1999-2000 .....604
- Cale Gundy .....1990-1993 .....544
- Sam Bradford.....2008-2009 .....498
- Trevor Knight .....2013-2014 .....451

### Pass Completions

- Landry Jones .....2009-2012 .....115
- Josh Heupel .....1999-2000 .....64
- Trevor Knight .....2013-2014 .....49
- Sam Bradford.....2008-2009 .....47
- Nate Hybl .....2000-2002 .....43

### Pass Attempts

- Landry Jones .....2009-2012 .....173
- Josh Heupel .....1999-2000 .....92
- Trevor Knight .....2013-2014 .....81
- Sam Bradford.....2008-2009 .....74
- Jason White .....2004-2005 .....73

### Completion Percentage (min. 10 attempts)

- Cale Gundy .....1990-1993 .....702
- Josh Heupel .....1999-2000 .....696
- Landry Jones .....2009-2012 .....665
- Sam Bradford.....2008-2009 .....635
- Nate Hybl .....2000-2003 .....623

**Touchdown Passes**

- 1. Landry Jones ..... 2009-2012 .....8
- 2. Cale Gundy ..... 1990-1993 .....5
- 3. Trevor Knight ..... 2013-2014 .....4
- Sam Bradford ..... 2008-2009 .....4
- 5. Josh Heupel ..... 1999-2000 .....3

**Reception Leaders**

- 1. Ryan Broyles ..... 2009-2011 .....30
- 2. Quentin Griffin ..... 1999-2002 .....25
- 3. Juaquin Iglesias ..... 2005-2009 .....24
- 4. Kenny Stills ..... 2010-2012 .....18
- 5. Manuel Johnson ..... 2005-2009 .....16

**Reception Yards**

- 1. Ryan Broyles ..... 2009-2011 .....352
- 2. Juaquin Iglesias ..... 2005-2009 .....316
- 3. Corey Warren ..... 1990-1993 .....203
- Quentin Chaney ..... 2006-2009 .....203
- 5. Tinker Owens ..... 1972-1975 .....195

**Touchdown Receptions**

- 1. Ryan Broyles ..... 2009-2011 .....4
- 2. Jalen Saunders ..... 2012-2013 .....2
- Jermaine Gresham ..... 2006-2009 .....2
- Quentin Chaney ..... 2006-2009 .....2
- Travis Wilson ..... 2002-2005 .....2
- Rickey Brady ..... 1990-1993 .....2
- Joey Mickey ..... 1989-1992 .....2
- Johnny Barr ..... 1968-1969 .....2

**Opponent Bowl Records**

**Most Points**

24, Fred Biletnikoff, Florida State, 1965 Gator Bowl

**Most Yards Rushing**

229, Johnny Manziel, Texas A&M, 2013 Cotton Bowl

**Longest Run**

80, Deuce McAlister, Ole Miss, 1999 Independence Bowl

**Highest Rushing Average (min. 5 attempts)**

13.6, Percy Harvin, Florida, 2009 BCS Championship

**Most Total Offense**

516 (287 Passing, 229 Rushing), Johnny Manziel, Texas A&M, 2013 Cotton Bowl

**Most Passes Completed**

31, John Walsh, BYU, 1994 Copper Bowl

**Most Passing Yards**

454, John Walsh, BYU, 1994 Copper Bowl

**Most Yards Receiving**

192, Fred Biletnikoff, Florida State, 1965 Gator Bowl

**Longest Pass**

79, Patrick White to Tito Gonzales, West Virginia, 2008 Fiesta Bowl

**Longest Interception Return**

69, Howard Ehler, Florida State, 1965 Gator Bowl

**Longest Punt**

70, Rohn Stark, Florida State, 1980 Orange Bowl

**Longest Punt Return**

51, Vaughn Rivers, West Virginia, 2008 Fiesta Bowl

**Most Kickoff Return Yards**

137, Nick Williams, Connecticut, 2011 Fiesta Bowl

**Most Points**

55, Southern California, 2005 Orange Bowl

**Most Rushing Yards**

349, West Virginia, 2008 Fiesta Bowl

**Most Passing Yards**

485, BYU, 1994 Copper Bowl

**Fewest Points Allowed**

0, Tennessee, 1939 Orange Bowl; Alabama, 1963 Orange Bowl

**Most Pass Interceptions**

3, Clemson, 2014 Russell Athletic bowl; Boise State, 2007 Fiesta Bowl; Florida State, 1980 Orange Bowl; SMU, 1968 Astro-Bluebonnet Bowl



# STAY UP TO DATE WITH OKLAHOMA FOOTBALL ON SOCIAL MEDIA

---



[FACEBOOK.COM/OKLAHOMAFOOTBALL](https://www.facebook.com/oklahomafootball)



[@OU\\_FOOTBALL](https://twitter.com/OU_FOOTBALL)



[OU\\_FOOTBALL](https://www.instagram.com/OU_FOOTBALL)