



# OKLAHOMA FOOTBALL

7 NATIONAL CHAMPIONSHIPS ♦ 28 BOWL CHAMPIONSHIPS ♦ 44 CONFERENCE CHAMPIONSHIPS ♦ 8 BIG 12 CHAMPIONSHIPS ♦ 35 10-WIN SEASONS  
154 FIRST-TEAM ALL-AMERICANS ♦ 468 FIRST-TEAM ALL-CONFERENCE SELECTIONS ♦ 5 HEISMAN TROPHY WINNERS ♦ 65 NATIONAL AWARD WINNERS

## SERIES HISTORY:

**Overall** .....OU leads 9-5  
**In Norman** .....TCU leads 4-3  
**Big 12 Games** .....OU leads 2-1  
**Last Meeting** ..... TCU 37-33 (11/4/14 in Fort Worth)

## TELEVISION: ABC

**Play-by-Play** ..... Brad Nessler  
**Analyst** ..... Todd Blackledge  
**Sideline Reporter** ..... Holly Rowe

## NATIONAL RADIO: ESPN

**Play-by-Play** ..... Marc Kestecher  
**Analyst** ..... Tom Ramsey  
**Sideline Reporter** ..... Ian Fitzsimmons

## RADIO: SOONER SPORTS NETWORK

FLAGSHIPS KOMA 1520 AM & KRXX 107.7 FM  
SIRIUS 84; XM 84  
ONLINE: SoonerSports.com

**Play-by-Play** .....Toby Rowland  
**Analyst** .....Merv Johnson  
**Sideline Reporter** ..... Chris Plank  
**Sideline Analyst** .....Ted Lehman

## TV PRE/POSTGAME: FSSW/OKLAHOMA

“Sooner Sports Gameday” ..... 10 a.m. CT  
“Sooner Sports Overtime” ..... Sunday morning  
.....(after game on SoonerSports.tv for subscribers)

## ONLINE: SOONERSPORTS.COM

SoonerSports.com offers the most complete and comprehensive postgame coverage of the Sooners anywhere. Visit for game recaps, video highlights, press conferences, stats, photos and more.

## SOCIAL MEDIA: #SOONERS

**Twitter/Instagram** .....@OU\_Football  
**Facebook** ..... Oklahoma Football  
**Snapchat** ..... OU.Football



## GAME 11

### #7/7/7 OKLAHOMA (9-1, 6-1) vs. #18/11/11 TCU (9-1, 6-1)

Saturday, Nov. 21, 2015 ■ 7 p.m. CT ■ Norman, Okla. ■ Gaylord Family – Oklahoma Memorial Stadium (82,112)



#### SOONERS

Head Coach: Bob Stoops  
Record at OU: 177-45 (17th Year)  
Overall Record: Same  
Last Game: Won 44-34 at Baylor




#### HORNED FROGS

Head Coach: Gary Patterson  
Record at TCU: 141-46 (15th Year)  
Overall Record: Same  
Last Game: Won 23-17 vs. Kansas

## OPENING KICK

- ▶ Slotted seventh in this week's College Football Playoff rankings, Oklahoma (9-1, 6-1) plays its home finale when it takes on No. 18 TCU (9-1, 6-1) on Saturday at 7 p.m. CT in Norman. The game will be televised nationally by ABC with **Brad Nessler**, **Todd Blackledge** and **Holly Rowe** announcing.
- ▶ The Sooners are 3-0 against AP-ranked opponents this year. Only two other Big 12 teams (Oklahoma State and Texas; one each) have a win against a top-25 foe.
- ▶ Oklahoma's No. 7 AP ranking is its highest since it was No. 4 for last year's game at TCU (Oct. 4), a 37-33 Horned Frogs win.
- ▶ The Sooners are going for their 13th season of at least 10 wins under 17th-year head coach **Bob Stoops** on Saturday. Under his direction, Oklahoma is the only FBS program to rack up 12 seasons of double-digit victories since 2000.
- ▶ OU is 53-27 (.663) against AP Top 25 teams in the Stoops era. The 53 wins rank as the second most in the country during the span (LSU has 57).
- ▶ Oklahoma owns a 9-5 (.643) all-time record against TCU. However, the Horned Frogs are 4-3 in the series in Norman. Since TCU joined the Big 12, the Sooners own a 2-1 series record (1-0 in Norman). Each of the last three meetings has been decided by seven points or fewer. Stoops is 3-2 vs. TCU as OU's coach (2-1 at home).
- ▶ The Sooners are coming off a 44-34 win at No. 6/4/4 Baylor on Saturday, snapping the Bears' 20-game home winning streak and handing them their first loss of the season. **Baker Mayfield** completed 71 percent of his passes (24 for 34) and threw for 270 yards and three touchdowns in the rain while running for 76 yards and another TD. **Sterling Shepard** caught 14 of those passes for 177 yards and two TDs while **Samaje Perine** ran for 166 yards and two scores. Baylor's 416 yards were 250 fewer than its season average entering the game.
- ▶ TCU, No. 11 in this week's AP and Coaches polls, posted a 23-17 home win over Kansas last week behind a career-high 177 rushing yards from senior running back **Aaron Green**. Quarterback **Trevone Boykin**, who entered the game leading the nation in total offense (444.1 ypg), left after injuring his ankle in the first quarter. The Horned Frogs' lone loss came two weeks ago (49-29 at Oklahoma State).



Among quarterbacks still active this season, Baker Mayfield leads the nation in passing efficiency with a 183.9 rating (min. of 15 attempts per game). Over the last five contests, he has completed 74.7 percent of his passes for 1,489 yards and 17 touchdowns while throwing just two interceptions (206.8 rating). Mayfield has accounted for 37 TDs (31 passing) and just five turnovers on the year.

## MAYFIELD IN THE RANKINGS

Junior quarterback **Baker Mayfield**, in his first year of competition with the Sooners, ranks near the top of several offensive categories both in the Big 12 and nationally.

Category	Stat	Big 12 Rank	FBS Rank
Passing Efficiency	183.9	2nd	2nd
Pass Yards/Attempt	10.0	2nd	2nd
Completion Percentage	70.2	1st	3rd
Pass TDs/Game	3.10	2nd	5th
Pts. Responsible For/Game	22.2	3rd	5th
Total Offense/Game	338.3	4th	10th
Pass Yards/Game	308.2	4th	15th
Pass Yards/Completion	14.2	5th	16th

## FIVE TOP STORYLINES

- ▶ Oklahoma has outscored its seven Big 12 opponents by a combined 337-132 margin (average of 48-19). Over the last five games, OU has outscored K-State (55-0), Texas Tech (63-27), Kansas (62-7), Iowa State (52-16) and Baylor (44-34) by a 276-84 count (55-17 average). It marks just the second time in the 121-year history of the program that OU has scored 44-plus points in five consecutive games (also in 2008).
- ▶ For the second straight week, the Sooners will participate in a game that features two of the nation's best offenses. OU ranks second in the country in

## 2015 SCHEDULE



<b>AKRON</b> SEPT. 5 W, 41-3	<b>@TENNESSEE</b> SEPT. 12 W, 31-24 (20T)	<b>TULSA</b> SEPT. 19 W, 52-38	<b>WEST VIRGINIA</b> OCT. 3 W, 44-24	<b>VS. TEXAS</b> OCT. 10 L, 24-17	<b>@K-STATE</b> OCT. 17 W, 55-0	<b>TEXAS TECH</b> OCT. 24 W, 63-27	<b>@KANSAS</b> OCT. 31 W, 62-7	<b>IOWA STATE</b> NOV. 7 W, 52-16	<b>@BAYLOR</b> NOV. 14 W, 44-24	<b>TCU</b> NOV. 21 7 P.M. CT ABC	<b>@OKLA. STATE</b> NOV. 28
------------------------------------	---	--------------------------------------	--	---	---------------------------------------	--	--------------------------------------	---	---------------------------------------	---	--------------------------------

**OU ATHLETICS COMMUNICATIONS  
(FOOTBALL CONTACTS)**



**MIKE HOUCK**

Assistant AD/Strategic Communications  
Office: (405) 325-8227  
Cell: (405) 249-5892  
Email: mhouck@ou.edu



**KARL ANDERSON**

Assistant Director  
Office: (405) 325-8571  
Cell: (405) 595-7659  
Email: karl.anderson@ou.edu



**WES MOODY**

Communications Assistant  
Office (405) 325-8413  
Email: wesmoody@ou.edu

**OKLAHOMA QUICK FACTS**

**HEAD COACH BOB STOOPS**

Alma Mater:	Iowa, 1983
Career Record:	177-45 (.797); 17th Year
Record at OU:	Same
Big 12 Record:	109-30 (.784)
Bowl Record:	8-8 (.500)
Big 12 Championships:	8
National Championships:	1 (2000)

**ASSISTANT COACHES**

	LOCATION
Mike Stoops (Assoc. Head Coach/Def. Coord./OLBs)	PB
Cale Gundy (Asst. Head Coach/Inside Receivers)	PB
Lincoln Riley (Offensive Coordinator/Quarterbacks)	SL
Bill Bedenbaugh (Offensive Line)	SL
Jay Boulware (Special Teams/Running Backs)	SL
Kerry Cooks (Defensive Backs)	SL
Tim Kish (Inside Linebackers)	SL
Diron Reynolds (Defensive Line)	SL
Dennis Simmons (Outside Receivers)	SL

**TEAM HISTORY**

First Year of Football:	1895 (this is 121st season)
All-Time Record:	859-318-53 (.720)
All-Time Conference Record:	473-151-22 (.749)
All-Time Bowl Record:	28-19-1 (.594)
National Championships (AP):	7
Years:	1950, '55, '56, '74, '75, '85, 2000
Conference Championships:	44
Big 12 Championships:	8
Years:	2000, '02, '04, '06, '07, '08, '10, '12
Undefeated Seasons:	14
10-Plus-Win Seasons:	35 (most in nation)

**STADIUM INFORMATION**

Name:	Gaylord Family – Oklahoma Memorial Stadium
Field Name:	Owen Field
Capacity:	82,112
Surface:	Natural Grass
First Year:	1923
Record at Stadium:	379-84-15 (.809)

**UNIVERSITY INFORMATION**

Location:	Norman, Okla.
Founded:	1890
Enrollment:	30,813
Colors:	Crimson and Cream
President:	David L. Boren
Athletics Director:	Joe Castiglione

pass efficiency rating (182.67), third in scoring (46.1 ppg) and sixth in total offense (545.5 ypg). In the same categories, TCU ranks 11th (163.53), fifth (44.3 ppg) and second (608.0). The Sooners boast the Big 12's top defense, ranking 25th nationally in points allowed (19.7 ppg) and 21st in yards allowed (336.1 ypg) to comfortably lead the league in both. TCU ranks second in the Big 12 in total defense (388.9).

► OU quarterback **Baker Mayfield** and TCU quarterback **Trevone Boykin** have each accounted for at least four touchdowns in seven of 10 games this year to lead all FBS players. They also both rank in the top five nationally in pass yards per attempt (Mayfield No. 2 at 10.0; Boykin No. 5 at 9.4) and points responsible for per game (Boykin No. 4 at 22.8; Mayfield No. 5 at 22.2).

► Oklahoma has held six of its seven Big 12 opponents to yardage totals below what they were averaging entering their game against the Sooners. The seven league opponents combined to average 474 yards as they prepared to face the Sooners, but have averaged 325 yards against OU. See full details in the chart above.

► In the season's first five games, Oklahoma averaged 144.2 rushing yards on 3.6 yards per carry. Over the last five outings, the Sooners are averaging 284.4 rushing yards on 5.9 yards per attempt. Meanwhile, OU is allowing only 109.0 rushing yards (2.9 yards per carry) over the last five games.

**'NOT-YOUR-AVERAGE' DEFENSE**

OU has held six of seven Big 12 opponents to yardage totals below what they were averaging entering their game vs. the Sooners:

Opponent	Avg. Yards Before OU	Yards vs. OU	Difference
West Virginia	543	369	-174
Texas	339	368	+29
Kansas State	370	110	-260
Texas Tech	624	425	-199
Kansas	355	216	-139
Iowa State	423	374	-49
Baylor	666	416	-250

**RECAPPING THE WIN OVER BAYLOR (STATS RECAP ON PAGE 34)**

► Playing its first AP top-five opponent since the 2014 Sugar Bowl, Oklahoma handled previously unbeaten Baylor 44-34 on the road Saturday. Continuing a month-long trend, the Sooners were dominant on both sides of the ball, racking up 511 yards of offense and holding the No. 4 Bears to 416, which was 250 less than their nation-leading average of 666.

► Baylor entered the game averaging 2.6 punts and 1.5 three-and-out possessions per game this season, but OU forced the Bears to punt six times and into five three-and-outs. The Sooners also registered two interceptions and a fumble recovery.

► Quarterback **Baker Mayfield** was 24 for 34 through the air for 270 yards and three TDs, and ran for 76 more yards and another score. His scrambling 7-yard TD pass on third down with 4:47 left marked the game's final points. Mayfield connected with receiver **Sterling Shepard** for 14 completions (one shy of Shepard's school-record-sharing 15) for 177 yards and two TDs.

► Running back **Samaje Perine** produced 166 of OU's 241 rushing yards on 28 carries (5.9 average) and scored on runs of 6 and 55 yards (the latter was his longest rush of the season).

► Linebacker **Jordan Evans** logged a team-high nine tackles (one for loss) and forced a fumble that was recovered by **Devante Bond**. **Zack Sanchez's** third-quarter interception led to a field goal, and **Ahmad Thomas' pick** late in the fourth sealed the win.

► The Sooners improved to 22-3 all-time against Baylor and to 11-2 in Waco.

**SCOUTING TCU**

► No. 18 in the College Football Playoff rankings and No. 11 in the AP and Coaches polls, TCU (9-1, 6-1 Big 12) is coming off a 23-17 home victory over winless Kansas on Saturday, a game in which starting quarterback **Trevone Boykin** left after the final play of the first quarter due to injury (he did not return). TCU outgained the Jayhawks 487 yards to 324.

► The Horned Frogs boast one of the country's top offenses, ranking fifth nationally in scoring (44.3 ppg), second in total offense (608.0 ypg), fifth in passing offense (376.9 ypg) and 14th in rushing offense (231.1 ypg). They also rank fifth in third down conversion rate (.507) and 11th in pass efficiency rating (163.53).

► On the other side of the ball, TCU ranks second in the Big 12 in total defense (388.9 ypg), third in passing defense (230.7 ypg) and fourth in rushing defense (158.2 ypg). It leads the league in opponent third down conversion rate (.291).

► Boykin's streak of 24 games with at least one TD pass (tied for longest in nation) came to a stop against Kansas. He was 5 for 8 for 54 yards before leaving the game. Boykin led the nation in total offense (441.1 ypg) entering last weekend. He is averaging 342.7 passing yards per game while completing 65.8 percent of his throws with 29 TDs and nine interceptions. The senior is one of eight quarterbacks in FBS history with at least 10,000 career passing yards and 1,500 rushing yards.

► Senior wide receiver **Josh Doctson**, who was injured at Oklahoma State two games ago, ranks second in the nation in receiving yards per game (132.7) and fifth with his 7.9 catches per contest. He played against Kansas but was held to one catch for 12 yards. Prior to the OSU game, Doctson had recorded at least 129 receiving yards in six straight outings.

► Senior running back **Aaron Green** ranks fifth in the Big 12 in rushing (97.3 ypg) and has run for a team-high nine TDs.

**LAST YEAR VS. THE HORNEFROGS**

► No. 4 Oklahoma suffered a 37-33 loss at No. 25 TCU last year (Oct. 4) in Fort Worth. It marked OU's first loss in 10 games under **Trevor Knight** as its starting quarterback.

► **Samaje Perine** led OU on the ground with 95 yards and three TDs on 25 carries. Knight added 61 yards on 13 rushes.

► **Sterling Shepard** recorded the second most receiving yards (215) in OU history, coming up just two yards shy of the single-game record set by **Ryan Broyles** in 2011. Shepard's big day included a career-long 75-yard touchdown grab. **Knight** threw for 309 yards on 14-for-35 passing with a touchdown and two interceptions.

► **Jordan Evans** paced the Sooner defense in tackles with 10 and also added a half sack, a forced fumble and an interception. **Eric Striker** notched a pair of sacks and also recovered a fumble.

► TCU quarterback **Trevon Boykin** threw for 318 yards on 20-for-38 passing with a pair of touchdowns. Boykin also led the Frogs in rushing with 77 yards on 22 carries. Three TCU receivers totaled at least 50 yards, with **Kolby Listenbee** leading the way with 103 on five catches.

► The teams were nearly identical in total yards (OU 461, TCU 469), passing yards (OU 309, TCU 318) and rushing yards (OU 150, TCU 151). The Sooners won the turnover battle 3-2, but TCU's fourth-quarter interception return for a TD put it up for good.

### 2015 TEAM STATS COMPARISON

	OU	TCU
Points Per Game	46.1	44.3
Points Allowed/Game	19.7	26.2
First Downs/Game	27.8	30.0
Rushing Yards/Game	214.3	232.1
Opp. Rushing Yards/Game	149.7	159.7
Passing Yards/Game	331.2	379.4
Opp. Passing Yards/Game	186.4	231.2
Total Offense/Game	545.5	611.5
Total Defense/Game	336.1	390.9
INTs Thrown/Opp. INTs Thrown	6/14	10/5
Sacks By/Allowed Per Game	3.6/3.0	2.2/1.2
Turnover Margin	+5	0
Third Down Offense/Defense	46.3/40.7	49.7/29.1
Red Zone Offense/Defense	87.9/78.8	76.8/78.1
Kickoff Return Average	18.7	24.5
Punt Return Average	8.2	10.6
Penalties/Yards Per Game	6.3/61.2	7.6/75.5
Field Goals	14-17	16-20

### 2015 NCAA RANKINGS COMPARISON

	OU	TCU
Points/Game	3rd	5th
Points Allowed/Game	25th	61st
First Downs/Game	6th	2nd
First Downs Allowed/Game	57th	64th
Rushing Yards/Game	26th	14th
Rushing Yards Allowed/Game	45th	55th
Passing Yards/Game	15th	5th
Passing Yards Allowed/Game	24th	73rd
Total Offense/Game	6th	2nd
Total Defense/Game	21st	60th
Sacks/Game	3rd	55th
Sacks Allowed/Game	116th	19th
Turnover Margin	27th	70th
Third Down Offense	19th	5th
Third Down Defense	84th	7th
Red Zone Offense	33rd	107th
Red Zone Defense	33rd	29th
Kickoff Return Average	104th	15th
Punt Return Average	64th	41st

### 2015 BIG 12 STANDINGS

	BIG 12	OVERALL
Oklahoma State	7-0	10-0
<b>Oklahoma</b>	<b>6-1</b>	<b>9-1</b>
TCU	6-1	9-1
Baylor	5-1	8-1
Texas	3-4	4-6
Texas Tech	3-5	6-5
West Virginia	2-4	5-4
Iowa State	2-5	3-7
Kansas State	0-6	3-6
Kansas	0-7	0-10

### WEEK 11 BIG 12 SCHEDULE (AP Rankings Used)

West Virginia at Kansas, 11 a.m. CT (FSN)
Iowa State at Kansas State, 11 a.m. CT (FS1)
#10 Baylor at #4 Oklahoma State, 6:30 p.m. CT (FOX)
#11 TCU at #7 Oklahoma, 7 p.m. CT (ABC)

### SOONERS HAVE FOUND THEIR GROOVE

- ▶ Since losing 21-14 to Texas on Oct. 10 in Dallas, the Sooners have absolutely dominated the opposition. Oklahoma has outscored its last five foes by 192 points (an average of 38.4) and has outgained them by an average of 309.8 yards.
- ▶ Over the last five games, OU has scored 34 offensive touchdowns and punted only 11 times. The Sooners went 31 consecutive possessions without a punt (punted on first possession vs. Texas Tech, did not punt at Kansas, punted on fourth possession vs. Iowa State).
- ▶ OU has accumulated 38 plays of at least 20 yards over the last five outings. In contrast, opponents have gained 20 or more yards just 15 times on 368 plays (4 percent) during those contests (long of 39).
- ▶ OU quarterback **Baker Mayfield** has completed 74.7 percent of his passes over the last five games (average of 297.8 yards; has exited three of the five early) with 17 touchdowns and just two interceptions.
- ▶ Running backs **Samaje Perine** (121.6) and **Joe Mixon** (73.2) are averaging a combined 194.8 rushing yards and have totaled 13 rushing TDs over the last five games. Perine is averaging 7.1 yards a carry during the stretch while Mixon is averaging 7.0.

### PASS DEFENSE SIGNIFICANTLY IMPROVED

- ▶ After ranking 51st nationally in total defense last season (382.6 yards allowed per game), OU ranks 21st this season (336.1 ypg). The jump can be traced to the Sooners' dramatic improvement against the pass. Last year they ranked 117th in pass defense (276.2 ypg), but this season rank 24th (186.4 ypg). And that's after facing Texas Tech and Baylor, which are ranked third and 11th nationally in pass offense (OU held them to 175 and 100 yards below their season averages in passing yards, respectively).
- ▶ Oklahoma has held three of its 10 opponents to less than 100 passing yards each, four to 125 or fewer passing yards and six to less than 200 passing yards.
- ▶ The Sooners' 14 interceptions this year (in three fewer games) are two more than they had all of last season.
- ▶ OU has 10 interceptions and 21 sacks over the last five games, all double-digit wins.

### MORE DEFENSIVE NOTES

- ▶ Out of 127 FBS teams, OU now ranks third in sacks per game (3.6), 12th in pass efficiency defense (104.68), 12th in interceptions per game (1.4), 19th in defensive pass completion percentage (.529), 21st in total defense (336.1 ypg), 24th in passing defense (186.4 ypg) and 25th in scoring defense (19.7 ppg).
- ▶ Over the season's first three games, OU was -4 in turnover margin. Over the last seven contests (all in Big 12 play), it is +9.
- ▶ Prior to the last two games, senior defensive end **Charles Tapper** had 3.0 sacks (all last year) over a 20-game span going back to the start of last season. Over the last three weeks he has 6.0 total sacks. He also forced two fumbles at Kansas.
- ▶ With 23.0 career sacks (7.5 this season), senior **Eric Striker** is OU's all-time leader in the category among linebackers (he has 9.0 more than second-place **Rocky Calmus** [1998-01]) and is tied for fifth overall in school history. Striker ranks third in the Big 12 in sacks this year (0.75/game) and in tackles for loss (1.4/game). He has 12.0 tackles for loss over the last five outings (2.4/game).
- ▶ Cornerbacks **Zack Sanchez** (0.5/game) and **Jordan Thomas** (0.3/game) rank first and sixth in the Big 12 in interceptions. Sanchez, who was injured on the first play against Texas Tech and missed the rest of that game and the next two, returned to register an interception at Baylor. He has four interceptions in eight games. Sanchez has 12 career interceptions and is tied for the OU career lead with three pick-sixes.

### MAYFIELD'S GOT THE NUMBERS

- ▶ Junior quarterback **Baker Mayfield** has been masterful in his first year of competition with the Sooners. A former walk-on at Texas Tech (he was named 2013 Big 12 Offensive Freshman of the Year) who transferred to OU as a walk-on, Mayfield ranks second nationally in pass efficiency rating (183.8), second in passing yards per attempt (10.0), third in completion percentage (.702), fifth in points responsible for per game (22.2), fifth in passing TDs per game (3.10), 10th in total offense per game (338.3) and 15th in passing yards per game (308.2). The Maxwell and O'Brien awards semifinalist has 31 TD passes and five interceptions.
- ▶ Mayfield has thrown for at least one touchdown in all 10 games and has passed for at least three scores in eight contests.
- ▶ Mayfield has already tied the school single-season record for most touchdown passes of at least 70 yards with four. He threw a pair two weeks ago against Iowa State (75 and 74).

### COMPARING MAYFIELD TO OU'S HEISMAN-WINNING QBs

Comparing Baker Mayfield's first nine games to Jason White's and Sam Bradford's first 10 games in the years they won the Heisman Trophy:

Quarterback	G	Comp-Att	Pct.	Yards	YPG	YPA	Pass TD	Int.	Rating	TDs/Int.	Rush YPG	Rush TD
Baker Mayfield (2015)	10	217-309	70.2	3,082	308.2	10.0	31	5	183.8	6.2	30.1	6
Sam Bradford (2008)	10	224-330	67.9	3,406	340.6	10.3	38	6	188.9	6.3	2.4	4
Jason White (2003)	10	195-294	66.3	2,745	274.5	9.3	32	6	176.6	5.3	-2.8	1

### STREAKING SOONERS

Oklahoma was good in its first five games of the season, but has really elevated its play on both sides of the ball the last five outings.

Category	First 5	Last 5
Points/Game	37.0	55.2
Opponent Points/Game	22.6	16.8
Total Yards/Game	473.0	618.0
Opponent Yards/Game	364.0	308.2
Rushing Yards/Game	144.2	284.4
Opponent Rushing Yards/Game	190.4	109.0
Rushing Yards/Carry	3.6	5.9
Opponent Rushing Yards/Carry	4.0	2.9
Sacks/Game	3.0	4.2
Turnovers Forced/Game	1.4	2.6

### VASTLY IMPROVED DEFENSE

(National Rankings)

Category	2014 (Final)		2015	
	Rank	Stat	Rank	Stat
Total Defense	51st	382.6	21st	336.1
Pass Defense	117th	276.2	24th	186.4
Scoring Defense	55th	25.9	25th	19.7
Pass Completion Pct.	44th	56.3	19th	52.9
Pass Effic. Defense	55th	125.6	12th	104.68
Interceptions/Game	59th	0.9	12th	1.4
Sacks/Game	39th	2.5	3rd	3.6
Red Zone Defense	53rd	82.1%	33rd	78.8%

## 2015 HONORS/WATCH LISTS

### DOMINIQUE ALEXANDER (JR., LB)

Butkus Award watch list  
 Rotary Lombardi Award watch list  
 Nagurski Trophy watch list

### TY DARLINGTON (SR., C)

William V. Campbell Trophy finalist  
 Wuerffel Trophy semifinalist  
 Rimington Trophy watch list  
 Outland Trophy watch list

### TREVOR KNIGHT (JR., QB)

Wuerffel Trophy watch list

### BAKER MAYFIELD (JR., QB)

Big 12 Offensive Player of the Week (9/21, 11/16)  
 Davey O'Brien Quarterback of the Week (9/22)  
 Manning Award Quarterback of the Week (9/24)  
 Burlsworth Trophy nominee  
 Maxwell Award semifinalist  
 Davey O'Brien Award semifinalist  
 Manning Award watch list

### SAMAJE PERINE (SO., RB)

Big 12 Offensive Player of the Week (10/26)  
 Preseason All-Big 12  
 Preseason All-America Second Team (Phil Steele)  
 Maxwell Award watch list  
 Doak Walker Award watch list  
 Walter Camp Award watch list  
 Earl Campbell Tyler Rose Award watch list

### ALEX ROSS (JR., RB/KR)

Preseason All-Big 12  
 Preseason All-America First Team (CBS Sports, Phil Steele, SI.com, Sporting News)  
 Paul Hornung Award watch list

### ZACK SANCHEZ (JR., CB)

Big 12 Defensive Player of the Week (9/14 and 10/19)  
 Preseason All-Big 12  
 Preseason All-America Second Team (SI.com)  
 Preseason All-America Third Team (Phil Steele)  
 Bednarik Award watch list  
 Nagurski Trophy watch list  
 Thorpe Award semifinalist

### AUSTIN SEIBERT (FR., K/P)

Big 12 Special Teams Player of the Week (10/5)

### STERLING SHEPARD (SR., WR)

Preseason All-Big 12  
 Preseason All-America Fourth Team (Phil Steele)  
 Maxwell Award watch list  
 Biletnikoff Award watch list

### ERIC STRIKER (SR., LB)

Big 12 Defensive Player of the Week (10/5)  
 AutoZone National Defensive Player of the Week (10/6)  
 LOTT Impact Player of the Week (10/6)  
 Preseason All-Big 12  
 Preseason All-America Second Team (CBS Sports, Phil Steele, SI.com, Sporting News)  
 Bednarik Award watch list  
 Butkus Award watch list  
 Rotary Lombardi Award watch list  
 Nagurski Trophy watch list

### CHARLES TAPPER (SR., DE)

Big 12 Co-Defensive Player of the Week (11/2)  
 Bednarik Award watch list  
 Nagurski Trophy watch list

► Mayfield set the OU record for passing yards in a season opener with 388 (in only three quarters of play) in a 41-3 win over Akron. At No. 23 Tennessee the next game he rallied the Sooners from a 17-0 deficit with touchdowns on their last four possessions in a 31-24 double-overtime win. Against Tulsa the following week, Mayfield set the OU single-game record for total offense (572 yards; the most by an FBS player this year) and tied the school record by accounting for six touchdowns (four passing). His 487 passing yards in the game stand as the fourth most in OU history, and his 226.6 pass efficiency rating was the highest by a Sooner with more than 30 attempts in a game. Five games ago at Kansas State, Mayfield tied the school record for TD passes in a half with five in the first 30 minutes as OU took a 35-0 lead to the locker room. And three weeks ago at Kansas, he threw for 332 yards in the first half, the second most in a half in school history.

## SHEPARD CLIMBING RECEIVING CHARTS

► Senior receiver **Sterling Shepard** is rapidly ascending several OU career charts. A 2014 first-team All-Big 12 selection by the league's coaches, Shepard ranks third in career receptions (208), receiving yards (3,197) and career 100-yard receiving games (11), and fourth in career TD receptions (24).

► Shepard leads the team this season in receptions (61), receiving yards per game (100.3) and touchdowns (9). His 1,003 receiving yards already rank as the seventh most in OU single-season history. He has seven TDs in OU's four true road games (two at Tennessee, two at Kansas State, one at Kansas, two at Baylor). His TDs against the Volunteers came with 40 seconds left in the fourth quarter and in double overtime. He added a 28-yard TD catch vs. West Virginia and a 74-yard score against Iowa State.

► Shepard boasts three of the top-10 single-game receiving yardage totals in school history. His 215 yards at TCU last year rank second, his 197 yards vs. Kansas State last season rank fifth and his 183 yards at Kansas two weeks ago rank ninth (also totaled 177 receiving yards Saturday at Baylor).

► Last year, Shepard totaled 911 receiving yards in OU's first seven games (130.1 average) before getting hurt on OU's first play from scrimmage at Iowa State. He missed the next game and was limited the rest of the season after returning.

► Shepard, who shares the OU single-game record with 15 catches (last year vs. Kansas State), wears the same jersey number (3) as his late father, Derrick, who was also a Sooner receiver (1983-86).

## PERINE ACHIEVES REMARKABLE FEAT

► Only six Sooners during the 17-year **Bob Stoops** era have rushed for 2,000 career yards, and current sophomore **Samaje Perine** did it faster than any of the other five. He reached the mark seven games ago against West Virginia in only 326 career carries, faster than current NFL stars **DeMarco Murray** (342) and **Adrian Peterson** (365). For his career, Perine is averaging a stout 6.2 yards per rush.

► Over the first five games this season, Perine averaged 70.0 rushing yards per outing. Over the last five he is averaging 121.6.

► Last year, Perine became the first freshman in Big 12 history to lead the league in rushing, averaging 131.8 yards per game. That average ranked him eighth nationally.

► The 1,713 net rushing yards for Perine were sixth most by a freshman in FBS history and second most in Big 12 and OU freshman annals, behind **Adrian Peterson's** 1,925 yards in 2004. Perine's total was fifth highest in a season in OU annals.

► Against Kansas last year (11/22/14), Perine, who bench presses 440 pounds, amassed an FBS-record 427 rushing yards and five touchdowns on 34 carries. The record still stands.

## SENSATIONAL SEIBERT

► **Austin Seibert** is the only FBS true freshman to handle his team's placekicking and punting duties, and he's been superb through 10 games.

► Seibert, from Belleville, Ill., became the first freshman kicker in OU history to make each of his first 10 field goal tries. He is now 13 for 16 on the year and has made 58 of his 59 extra-point attempts.

► Seibert is the only kicker in the country to have made at least 13 field goals and 58 extra points this year.

► Seibert ranks second among Big 12 kickers and third among all league players with his 9.7 points per game.

► Seibert ranks second in the Big 12 with his 43.3-yard punting average. Ten of his 39 punts have gone 50 yards or more, and 15 have been downed inside the 20-yard line (only two touchbacks).

## INEXPERIENCED O-LINE IMPROVING FAST

► OU entered the year charged with the task of replacing three of five starters from an offensive line unit that led the nation by surrendering only nine sacks in 2014 and that paved the way for a rushing attack that led the Big 12 with 261.2 yards a contest. Gone are LT **Tyrus Thompson** (Minnesota Vikings, 6th round), LG **Adam Shead** and RT **Daryl Williams** (Carolina Panthers, 4th round). Returning starters are senior C **Ty Darlington** and senior RG **Nila Kasitati** (now 22 career starts each).

► Three OU linemen made their first career starts in the season opener (two of the three played in their first career games).

► For the first time in school history, OU started two freshmen at tackle in a season opener. Redshirt freshman **Orlando Brown** started at left tackle and true freshman **Dru Samia** started on the right side. Brown has started every game at left tackle and Samia has started six games (each of the last five).

## SHEPARD ON OU'S CAREER CHARTS

### RECEPTIONS

Name	No.	Pos.	Years
1. Ryan Broyles	349	WR	2008-11
2. Mark Clayton	221	WR	2001-04
<b>3. Sterling Shepard</b>	<b>208</b>	<b>WR</b>	<b>2012-</b>

### RECEIVING YARDS

Name	No.	Pos.	Years
1. Ryan Broyles	4,586	WR	2008-11
2. Mark Clayton	3,241	WR	2001-04
<b>3. Sterling Shepard</b>	<b>3,197</b>	<b>WR</b>	<b>2012-</b>

### TD RECEPTIONS

Name	No.	Pos.	Years
1. Ryan Broyles	45	WR	2008-11
2. Mark Clayton	31	WR	2001-04
3. Jermaine Gresham	26	TE	2006-08
<b>4. Sterling Shepard</b>	<b>24</b>	<b>WR</b>	<b>2012-</b>
Kenny Stills	24	WR	2010-12

### 100-YARD RECEIVING GAMES

Name	No.	Pos.	Years
1. Ryan Broyles	23	WR	2008-11
2. Mark Clayton	15	WR	2001-04
<b>3. Sterling Shepard</b>	<b>11</b>	<b>WR</b>	<b>2012-</b>

**OKLAHOMA'S RECORD...**

WHEN PLAYING IN	THIS YEAR	UNDER STOOPS
August	0-0	6-0
September	3-0	49-6
October	4-1	54-16
November	2-0	51-12
December	0-0	12-5
January	0-0	5-6
Total	9-1	177-45

**IN BIG 12 PLAY**

At home	3-0	55-6
On the road	3-0	45-16
Neutral	0-1	10-7
Total	6-1	110-29

**IN NON-CONFERENCE PLAY**

At home	2-0	40-2
On the road	1-0	12-4
Neutral (includes bowls)	0-0	15-10
Total	3-0	67-16

**VS. RANKED OPPONENTS**

At home	1-0	17-4
On the road	2-0	15-9
Neutral (includes postseason)	0-0	21-14
Total	3-0	53-27

**IN GAMES**

Decided by 3 pts or less	0-0	12-12
Decided by 7 pts or less	1-1	28-21
Decided by 14 points or more	5-0	118-12
Decided by 28 points or more	4-0	77-7
Leading at halftime	8-0	156-10
Leading after 3 quarters	8-0	165-8

**WHEN SCORING**

Less than 20 points	0-1	10-22
20+ points	9-0	167-23
30+ points	9-0	146-9
40+ points	8-0	95-1
50+ points	5-0	50-0
60+ points	2-0	20-0

**WHEN ALLOWING**

10 or fewer points	3-0	66-1
20 or fewer points	3-0	114-6
25+ points	3-0	35-32

**WITH**

400+ yards total offense	8-0	126-14
500+ yards total offense	7-0	71-3
600+ yards total offense	4-0	25-1
Less than 100 yards rush	0-1	27-20
100+ yards rushing	9-0	150-25
200+ yards rushing	6-0	73-2
300+ yards rushing	1-0	22-1
100-yard rusher	4-0	84-8
100-yard rusher/receiver	3-0	35-0
Less than 200 yards pass	1-0	43-14
300+ yards passing	6-0	75-14
400+ yards passing	4-0	23-2
500+ yards passing	0-0	3-0
300-yard passer	5-0	65-11
400-yard passer	1-0	16-2
500-yard passer	0-0	3-0
No turnovers	1-0	39-2

**WHEN ALLOWING**

less than 200 total yards	1-0	28-1
less than 300 total yards	4-0	97-4
less than 400 total yards	6-1	147-21
400+ yards total offense	3-0	30-24
less than 100 yards rushing	2-0	95-6
100+ yards rushing	7-1	82-39
less than 100 yards passing	2-1	30-2
less than 200 yards passing	5-1	96-10
300+ yards passing	1-0	19-16

► Also making his first career start in the opener was sophomore left guard **Jonathan Alvarez**. Alvarez played in one game last season and that was the opener against Louisiana Tech (saw very limited action in the contest).

**RILEY RETURNS TO BIG 12 AS OU'S OFFENSIVE COORDINATOR**

► **Lincoln Riley** made his OU debut as offensive coordinator and quarterbacks coach vs. Akron, the same day he turned 32. From Muleshoe, Texas, Riley is no stranger to the Big 12, having played quarterback at Texas Tech under **Mike Leach** and then serving seven years on the TTU staff (the Red Raiders played in bowl games all seven years and won five).

► Riley has OU ranked second nationally in passing efficiency rating (182.67), third in scoring offense (46.1 ppg), sixth in total offense (545.5 yards per game), 15th in passing offense (331.2 yards per game) and 18th in yards per completion (14.1). The Sooners' 773 total yards against Tulsa rank as the sixth most by an FBS team this season and the fourth most in school history.

► Riley came to Norman with the reputation as one of the brightest young coaches in the college game. He spent the last five seasons at East Carolina, where the Pirates set more than 50 team or individual records with their up-tempo, spread offensive scheme. His five squads own the top five passing seasons in school history and the top four positions for total offense in a season.

► Last season, ECU ranked third in the nation in passing offense (371.9 yards per game) and fifth in total offense (533.0 ppg).

► The Pirates set a single-season school record with 6,929 yards of total offense in 2014.

**NOTING THE BIG 12**

► The Big 12 is the only league with four teams ranked in the top 11 in this week's polls. Oklahoma, Baylor, Oklahoma State and TCU are a combined 36-3. No other conference has four teams with one or no losses.

► How difficult is the Big 12's scheduling model in which each team plays every other conference opponent? The Big 12 has not had an undefeated conference champion since beginning round-robin play in 2011.

► Five teams that are ranked in this week's AP top 15 will each face two AP top-15 opponents to close out their regular seasons. Four of the five are Big 12 teams, including both Oklahoma and TCU.

**SOONERS HAVE DOMINATED BIG 12 ERA**

► Oklahoma's performance in the Big 12 Conference since **Bob Stoops** took over as head coach in 1999 has been nothing short of dominant. The Sooners have won eight Big 12 titles in Stoops' first 16 seasons, with no other program during that span winning more than two.

► Since the first year of the Big 12 in 1996, OU has claimed eight league titles and is followed by Texas (three), Baylor, Kansas State and Nebraska (two each) and Colorado, Oklahoma State, TCU and Texas A&M (one each).

► OU owns a league-best 110-29 (.791) record in regular season Big 12 games since the Stoops era began. Texas ranks second with a 100-39 (.719) record during the same span and is followed by TCU (20-14; .588), Kansas State (75-63; .543), Oklahoma State (76-63; .547), Texas Tech (70-70; .500), West Virginia (13-20; .394), Baylor (47-91; .341), Iowa State (41-98; .295) and Kansas (32-107; .230).

**COLLEGE FOOTBALL'S BEST**

► During the modern era of college football (since the end of World War II), the Sooners are the nation's No. 1 team with more wins (615) and a better winning percentage (.763) than any other program.

► OU is the highest-scoring program in college football history with 33,808 points (in 1,230 games). Nebraska ranks second with 32,421 points (in 1,313 games).

► No program has more all-time 10-win seasons than Oklahoma, which has 35. In addition, OU's 21 seasons with at least 11 wins are the most in college football history.

► Since **Bob Stoops'** arrival in 1999, OU leads all Power Five conference programs in wins (177) and points scored (8,253).

► Only Ohio State (105) has been ranked No. 1 in the AP Poll more weeks than Oklahoma (101). OU's 389 weeks in the AP's top five are more than any other school. The AP Poll was introduced in 1936.

► Only Alabama (9) and Notre Dame (8) have earned more all-time AP national championships than Oklahoma (7).

**EXTRA POINTS**

► Oklahoma boasts the nation's best combined ranking (27) in scoring offense and scoring defense. The Sooners boast the No. 3 scoring offense (46.1 ppg) and No. 24 scoring defense (19.7 ppg).

► This year's Sooners have posted the No. 1, No. 3 and No. 5 yardage totals of the 17-year **Bob Stoops** era (773 vs. Tulsa, 710 at Kansas and 684 vs. Iowa State).

► OU has racked up more than 500 yards of offense in each of the last five games and more than 600 yards in three of the last four. It was only the third time in the program's storied history (first time since 1971) the Sooners surpassed the 600-yard mark in three consecutive games (vs. Texas Tech, at Kansas, vs. Iowa State).

► Oklahoma is 95-8 (.922) at home under Stoops with all 103 of those games sellouts. It is the best home winning percentage among Power 5 schools during the time period (Ohio State is next at .882).

► OU is 22-1 all-time as the AP's No. 7 team in the country (5-1 under Stoops). The Sooners are 8-2 all-time against the No. 11 team (6-0 under Stoops). They are 48-23 (.676) under Stoops when both teams are ranked in the AP Top 25.

► Oklahoma is 19-14 under Stoops against teams ranked in the AP top 10 and 11-10 versus teams ranked in the AP top five.

► Receiver **Mark Andrews** has six TD receptions, tied with **Ryan Broyles** (2008) for OU's single-season freshman record.

► Oklahoma is 4-2 all-time in overtime games. Under Stoops they are 3-2.

► The **Dominique Alexander/Jordan Evans/Frank Shannon** inside linebacker trio has combined for 603 career tackles. Alexander ranks fourth in the Big 12 this season with his 8.2 tackles per game while Evans ranks sixth with 7.9 per outing.

# GAYLORD FAMILY OKLAHOMA MEMORIAL STADIUM



OU's \$160 million stadium renovation and modernization project will bowl in the south end of the facility and is slated to be completed in time for the 2016 season.

## OKLAHOMA'S PALACE ON THE PRAIRIE

- Gaylord Family – Oklahoma Memorial Stadium is one of America's most recognized college football cathedrals. Situated on the east side of the Norman campus, this historical facility is the largest sports arena in the state and ranks among the 18 largest on-campus facilities in the nation.
- In 1921, University of Oklahoma students started a movement for construction of a student union. By 1925, the idea had grown to include a combined football stadium/student union. In the original architect's drawings, the north end of the proposed structure was strikingly similar to the present Oklahoma Memorial Union, which eventually was constructed separately when head coach and athletics director **Bennie Owen** suggested it would be best to raise funds for a union and a stadium.
- The field is named Owen Field after Owen, who became a charter member of the National Football Hall of Fame. The first game played at the site took place Oct. 20, 1923 (a 63-7 win over Washington, Mo.).
- In 1925, the first contest was played in front of the new stands on the west side of the field. The 16,000-seat Oklahoma Memorial Stadium, named in honor of University personnel who died in World War I, was erected at a cost of approximately \$293,000.
- Expansions increased the stadium's capacity to 32,000 (1929), 55,000 (1949), 61,836 (1957), 71,187 (1975), 75,004 (1980), 72,765 (1998) and its existing figure of 82,112 (2003).
- In July, 1970 the original natural grass surface was removed and artificial turf was installed. That tartan turf was replaced with super turf before the 1981 season. Owen Field returned to grass in 1994.

## CURRENT RENOVATION

- The OU Board of Regents approved a proposal from OU Athletics on June 25, 2014, to proceed with the development of plans and projects for a major renovation and modernization of the stadium at an estimated cost of \$160 million. The project will be constructed entirely from Athletics Department-generated capital funds, bond funds and other private sources.
- The first phase of the building project will be completed prior to the 2016 season and will focus on the south end zone. The most visible aspect will result in completing the south end zone seating bowl, a feature that will initially increase seating capacity to more than 84,000 seats.
- The seating bowl will feature an expanded concourse, additional restrooms and concessions, and other amenities. The new structure will feature 22 suites, 60 open-air loge boxes and 1,976 club seats. Club patrons will benefit from two new clubs.
- Among the most unique features of the new south end zone facility will be a pair of open-air fan plazas, one each in the southwest and southeast corners. They will each measure at slightly more than 3,000 square feet each and feature a view directly to the game field.
- The new building will allow for all student-athlete services to be moved to the ground floor. That space will include a new locker room, strength and conditioning room, training room, nutrition center, meeting rooms and the equipment operation. The third floor of the building will house all of the football offices and the team's video department.
- The weight room will nearly triple in size to 26,600 square feet and include a 70-yard indoor turfed speed and agility training area. The athletic training room also will grow substantially to nearly 10,000 square feet.

## STADIUM QUICK FACTS

First Game:	Oct. 20, 1923
Result:	OU 63, Washington (Mo.) 7
OU's Stadium Record:	379-84-15 (.809)
Field Name:	Owen Field
Capacity:	82,112
Surface:	Natural Grass

## OU'S STADIUM BESTS

INDIVIDUAL	
Rushing Yards:	427, Samaje Perine vs. Kansas, 2014
Passing Yards:	500, Landry Jones vs. Okla. State, 2012
Receiving Yards:	208, Ryan Broyles vs. Colorado, 2010
Tackles:	19, Daryl Hunt vs. Vanderbilt, 1977
Interceptions:	3 (three players)
Sacks:	5, Cedric Jones vs. Texas Tech, 1994

TEAM	
Rushing Yards:	768 vs. Kansas State, 1988
Passing Yards:	512 vs. Oklahoma State, 2012
Total Yards:	829 vs. Kansas State, 1988
Points:	79 vs. North Texas, 2007
First Downs:	44 vs. Oklahoma State, 2012

**THE STOOPS FILE**

Years Coached	17th Season
Alma Mater:	Iowa, 1983
Career Record:	177-45 (.797)
Record at OU:	Same
Big 12 Record:	110-29 (.791)
Bowl Record:	8-8 (.500)
Big 12 Championships:	8
National Championships:	1 (2000)
Wife:	Carol
Daughter:	(Mackenzie)
Sons (Twins):	(Drake, Isaac)
Hometown:	Youngstown, Ohio
High School:	Cardinal Mooney, 1978

**COACHING HISTORY**

1983-84:	Iowa (Graduate Assistant Coach)
1985-87:	Iowa (Volunteer Coach)
1988:	Kent State (Assistant Coach)
1989-90:	Kansas State (Defensive Backs)
1991-95:	Kansas State (Co-Defensive Coordinator)
1996-98:	Florida (Asst. Head Coach, Def. Coord.)
1999-Present:	Oklahoma (Head Coach)

**COACHING HONORS**

2000 Associated Press National Coach of the Year
2000 Bear Bryant Coach of the Year
2000 Eddie Robinson/FWAA Coach of the Year
2000 Football News Coach of the Year
2000 Woody Hayes National Coach of the Year
2000 Walter Camp National Coach of the Year
2000 George Munger Award (Maxwell FC)
2000 Consensus Big 12 Coach of the Year
2001 Hula Bowl Head Coach
2002 AFCA Region IV Co-Coach of the Year
2003 Bobby Dodd National Coach of the Year
2003 Walter Camp National Coach of the Year
2003 Woody Hayes National Coach of the Year
2003 AFCA Region IV Co-Coach of the Year
2003 Consensus Big 12 Coach of the Year
2006 Consensus Big 12 Coach of the Year
2008 Big 12 Coach of the Year

**OU BEFORE AND SINCE STOOPS' ARRIVAL**

	BEFORE (1990-98)	SINCE (1999-Present)
Overall Record	54-46-3	177-45
Conference Record	31-33-2	110-29
vs. Ranked Opponents	5-29-2	53-27
Weeks in AP Top 25	51	239
National Titles	0	1
Conference Titles	0	8
BCS Games	0	9
Bowl Games	3	16
National Award Winners	0	25
Heisman Trophy Winners	0	2
First-Team All-Americans	2	34
All-Conference Selections	19	102
Academic All-Conference	24	149
NFL First-Round Picks	1	12
NFL Top-5 Round Picks	12	43
Years in Final AP Top 25	3	14
Years in Final AP Top 10	0	11



# BOB STOOPS

17TH SEASON ♦ CAREER RECORD: 177-45 (.797) ♦ 8 BIG 12 CHAMPIONSHIPS  
 16 BOWL APPEARANCES ♦ OU'S ALL-TIME WINS LEADER ♦ 2000 NATIONAL TITLE  
 ONLY COACH TO WIN A NATIONAL CHAMPIONSHIP AND ALL FOUR BCS BOWL GAMES

**WINNING LEGACY**

- ▶ Bob Stoops is the winningest coach in Oklahoma history with a 177-45 overall record. He ranks third at OU with his .797 career winning percentage.
- ▶ Won more games in his first 16 years than any college coach.
- ▶ Reached 100 wins in 122 games (tied for ninth fastest all-time pace).
- ▶ Has led the Sooners to a school-record 16 consecutive bowl berths.
- ▶ Since he took over at OU in 1999, has coached Sooners to more wins than any other Power Five program during that time span.
- ▶ Has directed the Sooners to the second highest winning percentage of any Power Five program since 1999, trailing only Ohio State.
- ▶ Is the only coach in the BCS era to win a national championship and every BCS bowl game (Fiesta, Orange, Rose, Sugar).
- ▶ Under his direction, Oklahoma is one of only nine Power Five programs to average 10 wins per year over the last five seasons.
- ▶ Has 12 seasons of 10 or more wins, the most of any FBS coach since 2000.
- ▶ Has led OU to a 52-26 record against AP Top 25 foes since 2000.
- ▶ Owns a 95-8 home record, which included a school-record 39-game winning streak (ninth longest in college football history) and two 19-game strings.
- ▶ The Sooners are a combined 22-11 under Stoops against their two biggest rivals (10-7 against Texas and a 12-4 vs. Oklahoma State).

**CONFERENCE SUPREMACY**

- ▶ Stoops has coached OU to eight Big 12 championships, more than twice as many as any other school (Texas is next with three).
- ▶ Owns a 59-16 overall mark the last five-plus years and a 38-13 league record, both of which are the best of any Big 12 team during that span.
- ▶ Has guided the Sooners to more wins against AP Top 25 teams than any Big 12 team since 2010. OU is the only program in the conference to own a winning record in such games (17-11).

**PLAYER DEVELOPMENT**

- ▶ Stoops has produced 34 first-team All-Americans, two AP Players of the Year and 78 NFL Draft picks as OU's head coach.
- ▶ Stoops has coached two Heisman Trophy winners (Jason White in 2003 and Sam Bradford in 2008) and five Heisman finalists.
- ▶ Under his guidance, OU became the first program to produce two players who claimed the Thorpe and Nagurski Awards in the same season (Roy Williams in 2001 and Derrick Strait in 2003).
- ▶ Two different Sooners have claimed the following honors since he took over at OU: Nagurski Award (Roy Williams, Derrick Strait), Thorpe Award (Roy Williams, Derrick Strait) and Butkus Award (Rocky Calmus, Teddy Lehman).
- ▶ At least one of his OU players has earned each one of these accolades: the Bednarik Award, Lombardi Award, Walter Camp Award, Maxwell Award, Uinitas Award, Outland Trophy, Wuerffel Trophy and the Mosi Tatupu Award.

**OU'S CAREER WINS LEADERS**

NAME	RECORD	PCT.	YEARS
1. <b>Bob Stoops</b>	<b>177-45</b>	<b>.797</b>	<b>1999-</b>
2. Barry Switzer	157-29-4	.837	1973-88
3. Bud Wilkinson	145-29-4	.826	1947-63
4. Bennie Owen	122-54-16	.677	1905-26
5. Chuck Fairbanks	52-15-1	.772	1967-72

**HOME WIN PCT. (POWER 5 SINCE 1999)**

SCHOOL	RECORD	PCT.
1. <b>Oklahoma</b>	<b>95-8</b>	<b>.922</b>
2. Ohio State	105-14	.882
3. TCU	84-15	.848
4. LSU	100-19	.840
5. Oregon	92-18	.836

**WINS VS. AP TOP 25 (SINCE 2000)**

SCHOOL	RECORD	PCT.
1. LSU	56-32	.636
2. <b>Oklahoma</b>	<b>52-26</b>	<b>.667</b>
3. Alabama	47-37	.560
4. Ohio State	46-22	.676
5. USC	44-22	.667

**WEEKS RANKED NO. 1 (AP SINCE 2000)**

SCHOOL	WEEKS
1. USC	43
2. Alabama	42
3. Ohio State	33
4. <b>Oklahoma</b>	<b>30</b>
Miami (Fla.)	30

**STOOPS' YEAR-BY-YEAR HEAD COACHING RECORD**

YEAR	SCHOOL	OVERALL	CONFERENCE	FINAL AP RANK	BOWL GAME
1999	Oklahoma	7-5	5-3	RV	Independence (Lost to Mississippi, 27-25)
2000*	Oklahoma	13-0	8-0	1	Orange (Beat Florida State, 13-2)
2001	Oklahoma	11-2	6-2	6	Cotton (Beat Arkansas, 10-3)
2002	Oklahoma	12-2	6-2	5	Rose (Beat Washington State, 34-14)
2003	Oklahoma	12-2	8-0	3	Sugar (Lost to LSU, 21-14)
2004	Oklahoma	12-1	8-0	3	Orange (Lost to USC, 55-19)
2005	Oklahoma	8-4	6-2	22	Holiday (Beat Oregon, 17-14)
2006	Oklahoma	11-3	7-1	11	Fiesta (Lost to Boise State, 43-42 [OT])
2007	Oklahoma	11-3	6-2	8	Fiesta (Lost to West Virginia, 48-28)
2008	Oklahoma	12-2	7-1	5	BCS Championship Game (Lost to Florida, 24-14)
2009	Oklahoma	8-5	5-3	NR	Sun (Beat Stanford, 31-27)
2010	Oklahoma	12-2	6-2	6	Fiesta (Beat UConn, 48-20)
2011	Oklahoma	10-3	6-3	16	Insight (Beat Iowa, 31-14)
2012	Oklahoma	10-3	8-1	15	Cotton (Lost to Texas A&M, 41-13)
2013	Oklahoma	11-2	7-2	6	Sugar (Beat Alabama, 45-31)
2014	Oklahoma	8-5	5-4	RV	Russell Athletic (Lost to Clemson, 40-6)
2015	Oklahoma	9-1	6-1		
<b>Totals</b>	<b>17th Year</b>	<b>177-45</b>	<b>110-29</b>		<b>Bowl Record: 8-8</b>

# DEPTH CHART

## OFFENSE

<b>QB</b>	6	Baker Mayfield (6-1, 209, Jr.)
	9	Trevor Knight (6-1, 207, R-Jr.)
	14	Cody Thomas (6-4, 211, R-So.)
<b>RB</b>	32	Samaje Perine (5-10, 230, So.)
	25	Joe Mixon (6-1, 217, R-Fr.)
	34	Daniel Brooks (5-8, 182, R-Jr.)
<b>H-BACK</b>	36	Dimitri Flowers (6-2, 228, So.)
	89	Connor Knight (6-4, 241, R-Jr.)
<b>REC</b>	11	Dede Westbrook (6-0, 168, Jr.)
	15	Jeffery Mead (6-5, 188, So.)
	18	Dahu Green (6-4, 203, Fr.)
<b>REC</b>	1	Jarvis Baxter (5-11, 160, Jr.)
	16	Michiah Quick (5-11, 184, So.)
	84	Grant Bothun (5-11, 187, R-Jr.)
<b>LT</b>	78	Orlando Brown (6-8, 342, R-Fr.)
	72	Derek Farniok (6-8, 339, R-Sr.)
<b>LG</b>	68	Jonathan Alvarez (6-3, 297, So.)
	72	Derek Farniok (6-8, 339, R-Sr.)
<b>C</b>	56	Ty Darlington (6-3, 286, Sr.)
	58	Erick Wren (6-2, 324, R-So.)
<b>RG</b>	54	Nila Kasitati (6-3, 319, R-Sr.)
	63	Alex Dalton (6-3, 290, R-Fr.)
<b>RT</b>	75	Dru Samia (6-4, 284, Fr.)
	55	Josiah St. John (6-6, 308, R-Sr.)
<b>REC</b>	3	Sterling Shepard (5-10, 193, Sr.)
	81	Mark Andrews (6-5, 245, R-Fr.)
	89	Connor Knight (6-4, 241, R-Jr.)
<b>REC</b>	5	Durrone Neal (5-11, 199, Sr.)
	13	A.D. Miller (6-3, 187, Fr.)
	19	Dallis Todd (6-3, 196, R-Fr.)

## DEFENSE

<b>DE/OLB</b>	19	Eric Striker (6-0, 222, Sr.)
	23	Devante Bond (6-1, 238, Sr.)
<b>DT</b>	92	Matt Romar (6-0, 291, R-So.)
	93	Jordan Wade (6-3, 300, R-Jr.)
<b>DT</b>	94	Matt Dimon (6-2, 260, Jr.) <b>OR</b>
	97	Charles Walker (6-2, 297, R-So.)
	99	Dwayne Orso-Bacchus (6-5, 300, R-Fr.)
<b>DE</b>	91	Charles Tapper (6-2, 282, Sr.)
	87	D.J. Ward (6-2, 259, R-So.) <b>OR</b>
	95	Austin Roberts (6-6, 265, Jr.) <b>OR</b>
	31	Ogbonnia Okoronkwo (6-2, 236, R-So.)
<b>ILB</b>	26	Jordan Evans (6-2, 239, Jr.)
	20	Frank Shannon (6-0, 239, R-Sr.)
<b>ILB</b>	1	Dominique Alexander (6-0, 220, Jr.)
	9	Tay Evans (6-2, 235, R-Fr.)
<b>CB</b>	15	Zack Sanchez (5-11, 179, R-Jr.)
	27	Dakota Austin (5-10, 157, Jr.)
<b>FS</b>	13	Ahmad Thomas (6-0, 213, Jr.)
	8	Kahlil Haughton (6-1, 185, Fr.)
<b>SS</b>	10	Steven Parker (6-1, 200, So.)
	21	Will Sunderland (6-2, 194, Fr.)
<b>NB</b>	12	Will Johnson (6-0, 182, So.)
	10	Steven Parker (6-1, 200, So.)
<b>CB</b>	7	Jordan Thomas (6-0, 191, So.)
	2	P.J. Mbanasor (6-0, 192, Fr.)

## SPECIALISTS

<b>K</b>	43	Austin Seibert (5-10, 210, Fr.)	<b>KO</b>	39	Nick Hodgson (6-2, 202, R-Sr.)
	39	Nick Hodgson (6-2, 202, R-Sr.)		43	Austin Seibert (5-10, 210, Fr.)
<b>P</b>	43	Austin Seibert (5-10, 210, Fr.)	<b>H</b>	84	Grant Bothun (5-11, 187, R-Jr.)
	38	Jack Steed (6-4, 216, R-Jr.)		38	Jack Steed (6-4, 216, R-Jr.)
<b>KR</b>	28	Alex Ross (6-1, 221, R-Jr.)	<b>PC</b>	42	Wesley Horky (6-1, 220, So.)
	5	Durrone Neal (5-11, 199, Sr.)		89	Connor Knight (6-4, 241, R-Jr.)
<b>PR</b>	3	Sterling Shepard (5-10, 193, Sr.)	<b>KC</b>	89	Connor Knight (6-4, 241, R-Jr.)
	15	Zack Sanchez (5-11, 179, R-Jr.)		42	Wesley Horky (6-1, 220, So.)







# PLAYER CAPSULES

## QUARTERBACKS

### 6 BAKER MAYFIELD (JR.)

- ▶ Semifinalist for Maxwell and Davey O'Brien Awards.
- ▶ Averaging 308.2 passing yards per game (70.2% completion rate) and 30.1 rushing yards.
- ▶ Has thrown at least 3 touchdowns in 8 games this season and topped 300 yards passing 5 times, the latter of which ties him for fifth most in a career in OU history with Cale Gundy.
- ▶ Threw for 270 yards on 24-for-34 passing with 3 TDs while adding 76 yards and a TD on the ground in the Sooners' win at Baylor (11/14). It marked his fifth game this season to pass for at least three scores and rush for at least one.
- ▶ Threw for 342 yards and 3 TDs (2 of which were 70+ yards) on 23-for-31 passing and ran for another score against Iowa State (11/7).
- ▶ Totaled 332 yards passing in the first half at Kansas (10/31) while adding 4 TD passes (the 332 passing yards were the second most in a half in school history).
- ▶ Threw a career-high 5 TDs (all in the first half) at Kansas State (10/17); became fifth Sooner to throw at least 5 TDs in a game (Josh Heupel, Jason White, Sam Bradford, Landry Jones).
- ▶ Was 14 for 25 for 320 yards passing with 3 TDs against a West Virginia defense (10/3) that entered the game allowing a Big 12-low 154.0 passing yards per game.
- ▶ Amassed 572 yards of total offense vs. Tulsa (9/19) to set the OU single-game record. That total is the most by an FBS player this year and seventh most by a player in Big 12 history.
- ▶ Passed for a career-high 487 yards (fourth most in school history) and rushed for a career-high 85 yards against Tulsa to earn co-Big 12 Offensive Player of the Week honors.
- ▶ His 226.60 pass efficiency vs. Tulsa is the highest by a Sooner with 30+ pass attempts.
- ▶ Against Tulsa, threw 4 TD passes and ran for 2 more to become one of 6 players in school history to account for 6 touchdowns in game.
- ▶ Led a comeback from a 17-point deficit at Tennessee (9/12); recorded 3 passing TDs and added another on the ground, all in the 4th quarter and 2 overtime periods.
- ▶ Set the OU record for passing yards in a season opener with 388 against Akron (9/5/15).
- ▶ Named OU's starting quarterback on Aug. 24.
- ▶ Transferred from Texas Tech after the 2013 season and sat out 2014 (lost a year of eligibility in the intraleague transfer).
- ▶ Played in 8 games (7 starts) for Texas Tech in 2013 as a freshman, completing 218 of 340 passes for 2,315 yards with 12 TDs and 9 INTs.
- ▶ Named the Big 12 Offensive Freshman of the Year in 2013 and an honorable mention freshman All-American by College Football News.
- ▶ Threw for 413 yards with 4 TDs, while adding a rushing score in his collegiate debut, a 41-23 victory at SMU (8/30/12). He was named Big 12 Offensive Player of the Week.

### 9 TREVOR KNIGHT (RS-JR.)

- ▶ In 23 career games, has thrown for 3,348 passing yards and 25 TDs with 4 300-yard games. Also has 834 rush yards with 8 rush TDs, a receiving TD and is 11-4 as OU's starter.
- ▶ Threw a 55-yard TD pass to Mark Andrews in the fourth quarter against Iowa State (11/7).
- ▶ Played most of the second half at Kansas (10/31). Finished 6-for-9 passing for 61 yards and a TD (to twin brother Connor), while adding 17 rushing yards and a TD on five carries.
- ▶ Recorded career highs in rushing yards (146) and rushing TDs (3) on 16 carries and also added 3 passing TDs at Iowa State (11/1/14), earning Big 12 Player of the Week honors.
- ▶ Named 2014 Sugar Bowl MVP vs. Alabama (1/2/14). Completed a Sugar Bowl-record 32 passes setting career highs with 348 yards and a school bowl record four TDs (1/2/14).

### 14 CODY THOMAS (RS-SO.)

- ▶ Owns a 2-1 record as OU's starter.
- ▶ Made first career start at Texas Tech (11/5/14), recording career highs in pass yards (133), completions (10), pass TDs (1), rush yards (103), rush attempts (8) and rush TDs (1).

## RUNNING BACKS

### 32 SAMAJE PERINE (SO.)

- ▶ Averaging team-high 97.2 rush yards per game with 12 rushing TDs and 1 receiving TD.
- ▶ Led OU in rushing with 166 yards on 28 carries in the Sooners' win over Baylor (11/14).
- ▶ Rushed for 90 yards and two TDs on just 11 carries at Kansas (10/31).
- ▶ Rushed for season highs in yards (201) and TDs (4) against Texas Tech (10/24) to earn Big 12 Offensive Player of the Week honors for the fourth time in his career (first in 2015).
- ▶ His 200-yard performance was the fourth of his career, tying for fourth most in OU history.
- ▶ Rushed for 65 yards against WVU (10/3) to go over 2,000 career rushing yards. Reached 2,000 yards on 326 carries, getting there in fewer attempts than any player in the Stoops era.
- ▶ Posted a team-leading 154 rushing yards on 22 carries against Tulsa (9/19).
- ▶ Grabbed his first career receiving TD in the 4th quarter at Tennessee (9/12).
- ▶ Named to 2014 All-Big 12 First Team, Big 12 Offensive Freshman of the Year by the coaches.
- ▶ Unanimous AP All-Big 12 First Team selection and Big 12 Offensive Newcomer of the Year.
- ▶ Named a second-team All-American by the FWAA.
- ▶ Had all 3 200-yard rushing games in the Big 12 in 2014 and had 6 100-yard games.
- ▶ Three-time Big 12 Offensive Player of the Week last season, tying a school record.

- ▶ Led Big 12 in rushing (131.6 ypg) and rush TDs (21) in 2014; ranked second in yards/carry (6.5).
- ▶ Led all FBS freshmen and ranked eighth overall in the nation in rushing yards per game.
- ▶ Second in OU history and sixth in FBS history for rush yards in a season by a freshman (1,713).
- ▶ Owns the Big 12 and OU records for most rushing TDs by a freshman RB with 21.
- ▶ Set the FBS single-game rushing record with 427 yards on 34 carries (12.6 avg.) with 5 rushing TDs vs. Kansas (11/22/14).
- ▶ Only player in FBS history to run for more than 200 yards in both halves of a game (222 in 1st and 205 in 2nd) vs. Kansas (11/22/14).
- ▶ Three-game total of 791 rushing yards was highest by any player in consecutive games in OU history (213 at Texas Tech, 427 vs. Kansas and 151 vs. Oklahoma State).

### 25 JOE MIXON (RS-FR.)

- ▶ Averaging 52.6 rush yards and 33.1 receiving yards per game with 9 TDs (5 rush, 4 rec.).
- ▶ Rushed for a 57-yard TD against Iowa State (11/7); the longest run by a Sooner this year.
- ▶ Hauled in a 68-yard TD catch, the second longest of his career, at Kansas (10/31).
- ▶ Rushed for a career-high 154 yards and 2 TDs on 16 carries against Texas Tech (10/24).
- ▶ Led the team with 73 rush yards and 1 TD on 15 carries at Kansas State (10/17) and added 29 yards and a TD on 3 catches.
- ▶ Scored the first TD of his career on a 35-yard run in the 2nd quarter against WVU (10/3).
- ▶ Led the Sooners with 115 receiving yards against Akron (9/5), becoming the first OU running back to record more than 100 receiving yards since Trey Millard against Texas in 2012.
- ▶ His 76-yard 3rd-quarter TD catch against Akron (9/5) was the longest reception by a freshman running back in OU history.
- ▶ Five-star recruit by Rivals, 247Sports and Scout who sat out last year (team suspension).
- ▶ Ranked as the nation's No. 1 running back by Rivals and 247Sports out of high school.
- ▶ Rushed for 1,704 yards in 23 touchdowns as a senior at Freedom HS in Oakley, Calif.

### 34 DANIEL BROOKS (RS-JR.)

- ▶ Has played in 21 career games with 171 rush yards on 32 carries and 2 catches for 40 yards.
- ▶ Rushed for a career-high 55 yards, including a career-long 22-yard gain, vs. Iowa State (11/7).
- ▶ Ran for 41 yards on 11 carries at K-State (10/17) and had a career-long 34-yard reception.
- ▶ Rushed for 1,305 yards and 11 TD on just 96 carries (13.6 ypc) as a senior at Calhoun High School in Port Lavaca, Texas, where he was a 4-star recruit by 247Sports.
- ▶ 2011 Texas 3A state champion in the 100-meter dash with a time of 10.61.

### 28 ALEX ROSS (RS-JR.)

- ▶ Has played in 33 career games (3 starts) with 121 carries for 787 yards (6.5 avg.) and 5 TDs, while adding 11 catches for 66 yards.
- ▶ Posted 103 rushing yards on 14 carries, all in the second half, at Kansas (10/31).
- ▶ Carried six times for 23 yards and scored his first TD of the season vs. Texas Tech (10/24).

## H-BACKS

### 36 DIMITRI FLOWERS (SO.)

- ▶ Hauled in his third career TD catch late in the fourth quarter at Baylor to give OU a 44-34 lead it would not surrender (11/14).
- ▶ Had a career-long 75-yard TD catch on the Sooners' first play against Iowa State (11/7).
- ▶ Scored his first career TD on a 2-yard pass against Texas (10/10).
- ▶ Has played in 23 career games (9 starts) with 16 catches for 217 yards (12.5 avg.) and 3 TDs.

## WIDE RECEIVERS

### 3 STERLING SHEPARD (SR.)

- ▶ Ranks third at OU in career 100-yard receiving games (11), third in career receiving yards (3,197), third in receptions (208) and fourth in receiving TDs (24).
- ▶ Leads team with 61 receptions and 100.3 receiving yards per game on the year (9 TDs).
- ▶ Led OU with 14 catches, one off the school record for 177 yards and two TDs at Baylor (11/14).
- ▶ Had a 74-yard TD grab against Iowa State (11/7) to top the 3,000 yard mark for his career.
- ▶ Finished with 184 yards and a TD on 11 catches at Kansas (10/31). Recorded 174 yards receiving in the first half, the second highest total in a half in program history.
- ▶ The 184 receiving yards were the third highest of his career and ninth most in OU history.
- ▶ Had multiple TD receptions at K-State (10/17).
- ▶ Caught a TD pass against West Virginia (10/3) and had a career-long 27-yard punt return.
- ▶ Posted a team-high eight catches for 144 yards against Tulsa (9/19).
- ▶ Led OU in receiving at Tennessee (9/12) with 7 catches for 74 yards and 2 TDs. His first TD tied the game and sent it to OT, his next came in the second OT and was the game-winner.
- ▶ Voted 2014 All-Big 12 First Team by the coaches and Associated Press All-Big 12 Second Team selection in 2014 and ranked sixth in the Big 12 in receiving (88.0 ypg) last season.
- ▶ Suffered an injury on the opening play at Iowa State (11/1/14) then missed Baylor game (11/8/14) and saw limited action in the last three regular season games.
- ▶ Totaled 911 receiving yards in OU's first 7 games (130.1 average) a year ago.
- ▶ Tied OU record with 15 catches and had 197 receiving yards and TD vs. K-State (10/18/14).
- ▶ Wears same jersey number as his late father, Derrick, who lettered at WR for OU (1983-86).

**5 DURRON NEAL (SR.)**

- ▶ Has played in 46 career games (23 starts) with 100 receptions for 1,262 yards and 6 TDs.
- ▶ Ranks third on team with 40 catches and 49.8 receiving yards per game (3 TD).
- ▶ Posted a career-best 10 receptions for 75 yards against Iowa State (11/7).
- ▶ Led the Sooners with five receptions for 44 yards and a TD against Texas Tech.
- ▶ Caught a career-long 71-yard TD reception against West Virginia (10/3) and set career high with 87 receiving yards on two catches.
- ▶ Threw a 4-yard TD pass to QB Trevor Knight on first career pass attempt at WVU (9/20/14).

**11 DEDE WESTBROOK (JR.)**

- ▶ Ranks second on team with 40 receptions and 61.2 receiving yards per game (3 TD).
- ▶ Led OU with 85 receiving yards and a TD on 5 catches at Kansas State (10/17).
- ▶ Recorded the first 100-yard receiving game of his career against West Virginia (10/3), finishing with 5 receptions for 107 yards, including a career-long 42-yard catch.
- ▶ Recorded his first TD against Akron (9/5) and finished with 3 catches for 40 yards.
- ▶ Mid-year transfer from Blinn C.C. where he was a first-team NJCAA All-American in 2014.
- ▶ Led all JUCO players with 1,487 receiving yards and 13 TDs; ranked second with 76 catches.
- ▶ Rated as a 4-star recruit and the No. 12 overall junior college player by ESPN.

**81 MARK ANDREWS (RS-FR.)**

- ▶ Has caught 16 passes (31.0 yards per game), 6 of them have gone for TDs.
- ▶ His 55-yard TD catch against Iowa State (11/7) tied him with Ryan Broyles for most receiving TDs by a freshman at OU with six.
- ▶ Grabbed a career-high five receptions for 46 yards at Kansas (10/31).
- ▶ Had one catch each vs. West Virginia (10/3), Kansas State (10/17) and Texas Tech (10/24), but all went for TDs.
- ▶ Had a career-high 87 receiving yards with TDs of 61 and 17 yards against Tulsa (9/19).
- ▶ A consensus 4-star recruit who had 68 receptions for 1,122 yards and 17 TDs as a senior in Scottsdale, Ariz. (Desert Mountain HS); rated as the nation's No. 7 tight end by ESPN.
- ▶ Diagnosed with type 1 diabetes at 9 years old. His blood levels are checked two or three times during practices and every quarter during games.

**1 JARVIS BAXTER (SO.)**

- ▶ Has 14 catches on the year with 1 TD; averaging 10.9 yards per catch.
- ▶ Hauled in his first TD on a career-long 29-yard pass against Tulsa (9/19).
- ▶ Led the Sooners in catches with 5 for 51 yards in his OU debut against Akron (9/5).
- ▶ Rated as a 3-star recruit by 247Sports and ranked as the No. 19 juco wide receiver.
- ▶ Led Trinity Valley C.C. with 62 receptions for 1,205 yards and 18 TDs during 2014 season.
- ▶ Finished third nationally among junior college receivers in receiving yards and TD receptions, seventh in receiving yards per game (100.4) and eighth in receptions in 2014.

**16 MICHIAH QUICK (SO.)**

- ▶ Has played in 22 career games (2 starts) with 31 catches for 332 yards and 1 TD.
- ▶ Hauled 3 receptions for 69 yards against West Virginia (10/3).

**15 JEFFERY MEAD (SO.)**

- ▶ Has played in 17 career games with 4 catches for 47 yards and a TD (all coming in 2015).
- ▶ First career catch came on an 11-yard TD vs. Akron (9/5); finished with 2 grabs for 31 yards.
- ▶ 4-star recruit by ESPN and 247Sports. Rated as the No. 7 player in Oklahoma by 247Sports.
- ▶ Caught 65 passes for 1,098 yards and 14 TDs as a senior at Union HS in Tulsa, Okla.

**13 A.D. MILLER (FR.)**

- ▶ Made his first career start against Texas (10/10) and has two catches for 16 yards this year.
- ▶ Ranked as a three-star recruit by ESPN, 247Sports, Rivals and Scout.
- ▶ Caught 63 passes for a total of 1,187 yards and 18 touchdowns in his senior season.

**18 DAHU GREEN (FR.)**

- ▶ Has played in 7 games but has not yet registered a catch.
- ▶ Consensus 3-star recruit who was listed as the No. 49 wide receiver by Rivals.
- ▶ Registered 24 touchdowns in his last 2 years at Westmoore High School in Moore, Okla.

**OFFENSIVE LINEMEN**

**56 TY DARLINGTON (SR.)**

- ▶ Finalist for William V. Campbell and Senior CLASS Awards; a Wuerffel Award semifinalist.
- ▶ Has played in 34 career games with 23 starts, all at center.
- ▶ Has started nine games this season at center (missed Tulsa game due to injury).
- ▶ Graduated in 2 1/2 years with a 3.96 GPA; was a 2014 First Team Academic All-American.
- ▶ One of 15 Division I student-athletes who serves on NCAA autonomy legislation committee.
- ▶ Serving 2015-16 school year as president of the Big 12 Student-Athlete Advisory Committee.

**54 NILA KASITATI (RS-SR.)**

- ▶ Has played in 40 career games (23 starts); has started all 10 games this year at right guard.
- ▶ Started at right guard in 6 games last year; honorable mention All-Big 12 selection (coaches).

**78 ORLANDO BROWN (RS-FR.)**

- ▶ Has started all 10 games this season at left tackle.
- ▶ Became one of just 10 freshmen in OU history to start a game at offensive tackle, making his Sooner debut against Akron (9/5) on the left side.
- ▶ Consensus 3-star recruit; rated as the nation's No. 29 offensive tackle by 247Sports.

- ▶ Son of the late Orlando "Zeus" Brown who played in the NFL for more than a decade.

**68 JONATHAN ALVAREZ (SO.)**

- ▶ Has played in 9 games this year with 7 starts (6 at left guard, 1 at center); missed Iowa State game due to injury.
- ▶ Made first career start at left guard against Akron (9/5) and first start at center vs. Tulsa (9/19).
- ▶ Played in 1 game in 2014 (made Sooner debut in opener vs. Louisiana Tech [8/30]).

**75 DRU SAMIA (FR.)**

- ▶ Started at right tackle in collegiate debut vs. Akron (9/5) and each of last 5 games.
- ▶ Became first OU true freshman to start at offensive tackle since Trent Williams in 2006.
- ▶ Four-star recruit by Rivals, Scout and 247Sports; ranked as 13th best OT by Scout.

**72 DEREK FARNIOK (RS-SR.)**

- ▶ Has played in 37 career games with 5 starts (4 at left guard, 1 at left tackle).
- ▶ Has started at left guard against Tulsa, West Virginia, Texas and Iowa State this season.
- ▶ Made his first career start at left tackle at Oklahoma State (12/7/13).

**55 JOSIAH ST. JOHN (RS-SR.)**

- ▶ Has played in 15 career games with 4 starts (all at right tackle and all this season).
- ▶ Made his first career start at Tennessee (9/12) at right tackle.
- ▶ First Canadian to play for Sooners; Toronto product joined OU from Trinity Valley (Texas) C.C.

**DEFENSIVE LINEMEN**

**91 CHARLES TAPPER (SR.)**

- ▶ In 41 career games (35 starts), has 126 tackles, 25.5 TFL, 14.5 sacks, 4 FF, 1 FR and 5 PBU.
- ▶ Totaled 6 tackles, 2 TFLs, 1 sack and 1 PBU against Baylor (11/14).
- ▶ All 6.0 sacks this season have come in the last three games.
- ▶ Finished with 3.0 sacks and two forced fumbles (both career highs) at Kansas (10/31) to earn Big 12 Co-Defensive Player of the Week honors.
- ▶ Notched a career-high eight tackles against West Virginia (10/3).
- ▶ All-Big 12 Honorable Mention selection by coaches in 2014; ranked second on team with 7.5 TFL.
- ▶ Named All-Big 12 First Team by coaches in 2013.
- ▶ A prep basketball standout, started playing football his junior year of high school.

**90 MATT DIMON (JR.)**

- ▶ In 30 career games (10 starts, all this year), has 47 tackles, 7.0 TFL and 3.0 sacks.
- ▶ Tied a career high with 1.5 TFL against Texas Tech (10/24).
- ▶ Recorded a strip-sack against West Virginia (10/3), marking the first forced fumble and first full sack of his career (finished with a career-high 7 tackles).
- ▶ Made first career start and had career-high 1.5 TFL in OU's opener against Akron (9/5).

**92 MATTHEW ROMAR (RS-SO.)**

- ▶ Has played in 21 career games (9 starts), making 30 tackles, 2.5 TFL and 2.0 sacks.
- ▶ Has started nine games this year, missing the Kansas State (10/17) game due to injury.
- ▶ Notched a career-high 7 tackles against Texas (10/10).

**93 JORDAN WADE (RS-JR.)**

- ▶ Has played in 28 career games (9 starts), making 44 tackles, 4.0 TFL and 3.0 sacks.
- ▶ Made his first start of the year and had his first sack of the year at Kansas State (10/17).
- ▶ Tied career high with 4 tackles and added a pass break up against Tulsa (9/19).

**97 CHARLES WALKER (RS-SO.)**

- ▶ Tied a career high with five tackles against Iowa State (11/7).
- ▶ Set career highs in tackles (5) and sacks (1.5) against Texas Tech (10/24).
- ▶ Posted 2.0 TFL, 1.0 sacks and forced a fumble against Akron (9/5).
- ▶ Sideline for 5 games in 2014 after suffering a knee injury at Tulsa (9/6/14).
- ▶ Played in 8 games as a redshirt frosh in 2014, making 10 tackles, 1.0 TFL and 0.5 sacks.

**87 D.J. WARD (RS-SO.)**

- ▶ Recorded the first sack of his career at Kansas State (10/17).
- ▶ Made first career fumble recovery and tied career high with 2 tackles vs. West Virginia (10/3).
- ▶ Played in 6 games in 2014, recording 5 total tackles and one PBU.

**98 MARQUISE OVERTON (FR.)**

- ▶ Recorded his first career sack against Kansas State (10/17).
- ▶ Consensus 4-star recruit and consensus top-5 recruit in state of Oklahoma.
- ▶ Won 3 straight Class 6A football state titles at Jenks High School near Tulsa and was a standout wrestler, winning the 2015 Class 6A state title at 285 pounds.

**LINEBACKERS**

**19 ERIC STRIKER (SR.)**

- ▶ Owns the school record for career sacks by a LB and is tied for fifth overall with 23.0.
- ▶ Tied for second in Big 12 with 0.75 sacks/game and tied for third with 1.4 TFL per outing.
- ▶ Logged his first career interception to go along with 1.5 sacks against Texas Tech (10/24).
- ▶ Posted 3 tackles for loss to tie a career high in OU's shutout at Kansas State (10/17).
- ▶ Tied career high with 12 tackles and 3.0 TFL and had 2.0 sacks and FF vs. WVU (10/3).
- ▶ Was named AutoNation National Defensive Player of the Week, Lott IMPACT Player of the Week and Big 12 Defensive Player of the Week for his play against WVU.

- ▶ First-team All-Big 12 selection (coaches and AP) in 2014, led team in sacks (9.0) and TFL (17.0).
- ▶ Set a career high with 3.0 sacks, added 7 tackles and forced a fumble in Sugar Bowl win over Alabama (1/2/14).

**42 DOMINIQUE ALEXANDER (JR.)**

- ▶ In 36 career games (31 starts) has 269 tackles, 16.5 TFL, 4.0 sacks, 3 FFs, 2 PBUs and 1 INT.
- ▶ Ranks fourth in the Big 12 with 8.2 tackles per game this season.
- ▶ Led the Sooners in tackles for the second time this season with 11 at Kansas (10/31).
- ▶ Grabbed the first interception his career against Texas Tech (10/24).
- ▶ Recorded a season-high 13 tackles against Tulsa (9/19).
- ▶ Led OU with 10 tackles, including a career-high 2.5 for loss and a sack, vs. Akron (9/5).
- ▶ A second-team Associated Press All-Big 12 selection in 2014; led team with 107 tackles.
- ▶ Named 2013 Big 12 Defensive Freshman of the Year.

**26 JORDAN EVANS (JR.)**

- ▶ Has played in 29 games (21 starts) in his career, making 168 tackles, 11.0 TFL, 1.0 sack, 3 FFs, 2 FR, 1 INT and 6 PBU.
- ▶ Ranks third on the team and sixth in the Big 12 with 7.9 tackles per game this season.
- ▶ Led the Sooners in tackling against Baylor (11/14) with nine while adding 1 TFL and 1 FF.
- ▶ Returned from a two-game absence with 7 tackles and 2 PBUs against Iowa State (11/7).
- ▶ Scored his first career TD with a 41-yard fumble recovery against West Virginia (10/3). Also notched his first career sack in the game.
- ▶ Set season high with 11 tackles against Tulsa (9/19).
- ▶ Ranked second on team with 93 tackles (56 solo) in 2014.
- ▶ Son of Scott Evans, a 3-time All-Big Eight DT at OU (1988-90).

**23 DEVANTE BOND (SR.)**

- ▶ In 18 career games (6 starts) has made 57 tackles, 8.5 TFL, 2.0 sacks, 1 FF and 1 FR.
- ▶ Has 28 tackles in his 6 games (4.5 TFL, 2.0 sack) this season.
- ▶ Recorded a career-high eight tackles at Baylor (11/14) and recovered his first fumble.
- ▶ Started against Iowa State (11/7) after missing the previous 4 contests due to injury.
- ▶ Blocked a field goal and had three tackles against Tulsa (9/19).
- ▶ Had 5 tackles, first 2 career sacks, 1 FF and a QB hurry in start at Tennessee (9/12).

**20 FRANK SHANNON (RS-SR.)**

- ▶ Has played in 34 career games (17 starts) with 165 tackles, 10.5 TFL, 4.0 sacks, 2 INT, 1 FF and 1 FR.
- ▶ Made his first start of the year against Texas Tech (10/24). Led the team with 13 tackles, hitting double-digits for the fourth time in his career, and had his second career interception.
- ▶ Was not enrolled at Oklahoma during the 2014 season.
- ▶ An honorable mention All-Big 12 pick in 2013 (led team with 92 tackles).

**40 P.L. LINDLEY (RS-JR.)**

- ▶ Has played in 37 career games (5 starts), posting 31 tackles, 3.0 TFL, 0.5 sacks and a FR.
- ▶ Notched his first career sack at Kansas (10/31).
- ▶ Made his first start of the year against Texas (10/10) and made 3 tackles.

**82 OGBONNIA OKORONKWO (RS-SO.)**

- ▶ Has appeared in 20 career games and has 17 tackles, including 5.0 TFL and 4.0 sacks.

**DEFENSIVE BACKS**

**15 ZACK SANCHEZ (JR.)**

- ▶ Has played in 34 career games (all starts) with 123 tackles, 12 INTs, 25 PBUs, 4.0 TFL and 0.5 sacks.
- ▶ Has 3 career pick-sixes, tying the OU record.
- ▶ Turned in six tackles and an interception in his return from injury against Baylor (11/14).
- ▶ Was injured on the first play from scrimmage vs. Texas Tech (10/24). Did not return and missed games against Iowa State (11/7) and Kansas (10/31) because of the injury.
- ▶ Intercepted two passes at Kansas State (10/17), returning the second one 38 yards for a TD to earn his second Big 12 Defensive Player of the Week award of 2015 and third of his career.
- ▶ Recorded his first career sack and a career-high 8 tackles against West Virginia (10/3).
- ▶ Had 6 tackles, 1 TFL and the game-ending interception at Tennessee (9/12) en route to being named Big 12 Defensive Player of the Week.
- ▶ All-Big 12 First Team selection by coaches and AP in 2014.
- ▶ Tied for first in the Big 12 and ninth in the FBS with 6 INTs in 2014 and led team with 8 PBUs.
- ▶ Posted an INT in 5 straight games (1/2/14-9/20/14) and in 5 of 6 games in 2014.
- ▶ Named Freshman All-America by FWAA in 2013.

**7 JORDAN THOMAS (SO.)**

- ▶ Has played in 22 career games (12 starts), recording 66 tackles, 3 INTs and 9 PBUs.
- ▶ Intercepted 2 passes against West Virginia (10/3) and added another at Kansas State (10/17).
- ▶ Made first start of season at Tennessee (9/12) and recorded a season-high 6 tackles.

**13 AHMAD THOMAS (JR.)**

- ▶ In 35 career games (23 starts) has made 148 tackles, 3.0 TFL, 1.5 sacks, 3 INTs and 3 PBU.
- ▶ Interception (2nd of the year) late in the fourth quarter at Baylor (11/14) helped clinch OU's win.
- ▶ Led OU in tackles with 10 against Iowa State (11/7).
- ▶ Grabbed his first interception of season and second of his career vs. West Virginia (10/3).

- ▶ Led Sooners with 11 tackles (7 solo) at Tennessee (9/12).
- ▶ Ranked third on squad with 77 tackles (50 solo) in 2014.

**11 STEVEN PARKER (SO.)**

- ▶ Has played in 23 career games (14 starts), with 76 tackles, 5.5 TFL, 2.5 sacks, 1 FR and 8 PBU.
- ▶ Notched a season-high 7 tackles against Tulsa (9/19).
- ▶ Recorded 5 tackles at Tennessee (9/12) with 1.0 TFL, 0.5 sacks and 1 PBU.
- ▶ All-Big 12 Honorable Mention for Defensive Freshman of the Year by coaches in 2014.

**12 WILL JOHNSON (JR.)**

- ▶ Has played in 8 games this season with 11 tackles, 2.0 TFL and 1 PBU.
- ▶ Made first career start (at NB) vs. Texas Tech and had career-high 6 tackles with 1.0 TFL.
- ▶ Transferred to OU from Monroe College; ranked as the No. 2 JUCO cornerback by ESPN.

**27 DAKOTA AUSTIN (JR.)**

- ▶ Has played in 18 career games (2 starts) with 33 tackles, 1 TFL, 2 PBUs and 3 INTs.
- ▶ Recorded nine tackles, an INT and his first career TFL against Iowa State (11/7).
- ▶ Made his first career start at Kansas (10/31); finished with five tackles and two PBUs.
- ▶ Took over for injured Zack Sanchez after first play against Texas Tech (10/24) and had career-high 11 tackles with 1 interception.
- ▶ Played in 5 games each of his first two seasons at OU; had an INT vs. ISU (11/16/13).

**2 P.J. MBANASOR (FR.)**

- ▶ Made his second career start and notched career-high 5 career tackles vs. Tulsa (9/19).
- ▶ Started at cornerback in his Sooner debut against Akron (9/5/15).
- ▶ Consensus 4-star recruit; rated as the No. 74 player in the nation and the No. 6 CB by ESPN.

**4 HATARI BYRD (JR.)**

- ▶ Has played in 28 games in his career (2 starts), recording 49 tackles, 1 FF and 3 PBU.
- ▶ Set career high with 15 tackles against Tulsa (9/19); the most by a Sooner DB since 2010.
- ▶ Made first career start and had 5 tackles against Akron (9/5).

**8 KAHLIL HAUGHTON (FR.)**

- ▶ Has played in nine games this year; made OU debut and had first tackle vs. Akron (9/5).
- ▶ Consensus 4-star recruit and the No. 12 safety according to 247Sports.
- ▶ Posted 108 tackles, 4 INTs, 5 FF and 12 PBU during his senior season of high school.

**SPECIALISTS**

**39 NICK HODGSON (RS-SR.)**

- ▶ Has played in 37 career games, posting 146 touchbacks on 238 kickoffs (61.3%).
- ▶ Has notched touchbacks on 45 of his 82 kickoffs this season (54.9%).
- ▶ Ranked second in FBS in both (58) touchbacks and touchback percentage (67.4%) in 2014.

**43 AUSTIN SEIBERT (FR.)**

- ▶ Is 13-for-16 on field goal attempts this year, and is averaging 43.3 yards on his 39 punts (10 punts have gone 50+ yards, 15 downed inside 20-yard line and 19 fair caught).
- ▶ Made his first 10 field goal attempts, breaking Michael Hunnicutt's school record (seven) for most consecutive makes by a freshman to start a career.
- ▶ Made a career-long 46-yard field goal against Kansas (10/31).
- ▶ Made a career-high 3 field goals, including a career-long 44-yarder, vs. West Virginia (10/3) and booted a career-long 58-yard punt; named Big 12 Special Teams Player of the Week.
- ▶ Became first true frosh in OU history to start season opener at both kicker and punter.
- ▶ Ranked as the No. 1 kicker in the nation last year by ESPN and Kohl's.

**84 GRANT BOTHUN (RS-JR.)**

- ▶ Has served as team's holder on FGs and PATs for all games since start of 2013 season.
- ▶ His three career receptions for 34 yards have all come this season.
- ▶ Threw an 8-yard TD pass to K Michael Hunnicutt on fake FG at Oklahoma State (12/7/13).

**42 WESLEY HORKY (SO.)**

- ▶ Has handled punt snaps in all games since the start of the 2014 season.

**89 CONNOR KNIGHT (RS-JR.)**

- ▶ Grabbed his first career reception and TD on a 17-yard pass from twin brother, Trevor Knight, at Kansas (10/31).
- ▶ Handled the kick snaps in all games since the start of the 2014 season.

**28 ALEX ROSS (RS-JR.)**

- ▶ Has returned 20 kickoffs for a total of 359 yards this season (17.9 average).
- ▶ Second-team All-America selection in 2014 by CBS Sports as a kickoff returner.
- ▶ Consensus All-Big 12 First Team kickoff returner in 2014.
- ▶ Finished 3rd in nation in kickoff return avg. (31.7) and tied for 2nd with 2 kickoff return TDs.
- ▶ Returned kickoff 91 yards for a TD and totaled 2 returns for 121 yards vs. Texas (10/11/14).
- ▶ Named Big 12 Special Teams Player of the Week for a 100-yard KR TD at WVU (9/20/14).

**3 STERLING SHEPARD (SR.)**

- ▶ Has returned 17 punts for an average of 8.6 yards this season with a career long return of 27 yards coming against West Virginia (10/3).
- ▶ Returned 11 punts for a 6.6 average per return last season.

#1 LB DOMINIQUE ALEXANDER

Table listing statistics for Dominique Alexander: Tackles, TFL, Sacks, PBU, Interceptions, Fumbles Forced.

#81 WR MARK ANDREWS

Table listing statistics for Mark Andrews: Receptions, Receiving Yards, Receiving TDs, Long Reception.

#27 CB DAKOTA AUSTIN

Table listing statistics for Dakota Austin: Tackles, TFL, PBU, Interceptions.

#1 WR JARVIS BAXTER

Table listing statistics for Jarvis Baxter: Receptions, Receiving Yards, Receiving TDs, Long Reception.

#23 LB DEVANTE BOND

Table listing statistics for Devante Bond: Tackles, TFL, Sacks, Fumbles Forced, Fumbles Recovered.

#84 WR GRANT BOTHUN

Table listing statistics for Grant Bothun: Receptions, Receiving Yards, Long Reception.

#34 RB DANIEL BROOKS

Table listing statistics for Daniel Brooks: Rushes, Rushing Yards, Long Rush, Receptions, Receiving Yards, Long Reception.

#4 S HATARI BYRD

Table listing statistics for Hatari Byrd: Tackles, PBU, Fumbles Forced.

#90 DT MATT DIMON

Table listing statistics for Matt Dimon: Tackles, TFL, Sacks, Fumbles Forced.

#26 LB JORDAN EVANS

Table listing statistics for Jordan Evans: Tackles, TFL, Sacks, PBU, Interceptions, Fumbles Forced, Fumbles Recovered.

#36 FB DIMITRI FLOWERS

Table listing statistics for Dimitri Flowers: Rushing Yards, Long Rush, Receptions, Receiving Yards, Receiving TDs, Long Reception.

#14 CB MARCUS GREEN

Table listing statistics for Marcus Green: Tackles.

#8 S KAHLIL HAUGHTON

Table listing statistics for Kahlil Haughton: Tackles, TFL, Sacks.

#39 K NICK HODGSON

Table listing statistics for Nick Hodgson: Field Goals Made, Field Goals Attempted, Long Field Goal Made.

#12 CB WILL JOHNSON

Table listing statistics for Will Johnson: Tackles, TFL, PBU.

#89 TE CONNOR KNIGHT

Table listing statistics for Connor Knight: Receptions, Receiving Yards, Receiving TDs, Long Reception.

#9 QB TREVOR KNIGHT

Table listing statistics for Trevor Knight: Completions, Attempts, Passing Yards, Passing TDs, Long Pass, Rushes, Rushing Yards, Rushing TDs, Long Rush.

#40 LB P.L. LINDLEY

Table listing statistics for P.L. Lindley: Tackles, TFL, Sacks, PBU, Fumbles Forced.

#6 QB BAKER MAYFIELD

Table listing statistics for Baker Mayfield: Completions, Attempts, Passing Yards, Passing TDs, Long Pass, Rushes, Rushing Yards, Rushing TDs, Long Rush.

\* achieved while playing at Texas Tech

#2 CB P.J. MBANASOR

Table listing statistics for P.J. Mbanasor: Tackles, PBU.

#29 S PRENTICE MCKINNEY

Table listing statistics for Prentice McKinney: Tackles, PBU.

#15 WR JEFFERY MEAD

Table listing statistics for Jeffery Mead: Receptions, Receiving Yards, Receiving TDs, Long Reception.

#13 WR A.D. MILLER

Table listing statistics for A.D. Miller: Receptions, Receiving Yards, Long Reception.

#25 RB JOE MIXON

Table listing statistics for Joe Mixon: Rushes, Rushing Yards, Rushing TDs, Long Rush, Receptions, Receiving Yards, Receiving TDs, Long Reception.

#5 WR DURRON NEAL

Table listing statistics for Durreon Neal: Receptions, Receiving Yards, Receiving TDs, Long Reception, Kick Returns, Kick Return Yards, Long Kick Return.

#31 LB OGBONNIA OKORONKWO

Table listing statistics for Ogonnia Okoronkwo: Tackles, TFL, Sacks.

#98 DT MARQUISE OVERTON

Table listing statistics for Marquise Overton: Tackles, TFL, Sacks.

#10 S STEVEN PARKER

Table listing statistics for Steven Parker: Tackles, TFL, Sacks, PBU, Fumbles Recovered.

#32 RB SAMAJE PERINE

Table listing statistics for Samaje Perine: Rushes, Rushing Yards, Rushing TDs, Long Rush, Receptions, Receiving Yards, Receiving TDs, Long Reception.

\* FBS single-game record

#16 WR MICHAH QUICK

Table listing statistics for Michah Quick: Receptions, Receiving Yards, Receiving TDs, Long Reception.

#92 DT MATTHEW ROMAR

Table listing statistics for Matthew Romar: Tackles, TFL, Sacks.

#28 RB ALEX ROSS

Table listing statistics for Alex Ross: Rushes, Rushing Yards, Rushing TDs, Long Rush, Receptions, Receiving Yards, Long Reception, Kick Returns, Kick Return Yards, Kick Return TDs, Long Kick Return.

#15 CB ZACK SANCHEZ

Table listing statistics for Zack Sanchez: Tackles, TFL, Sacks, PBU, Interceptions.

#43 K/P AUSTIN SEIBERT

Table listing statistics for Austin Seibert: Field Goals Made, Field Goals Attempted, Long Field Goal Made, Long Punt.

#20 LB FRANK SHANNON

Table listing statistics for Frank Shannon: Tackles, TFL, Sacks, Interceptions, Fumbles Forced, Fumbles Recovered.

#3 WR STERLING SHEPARD

Table listing statistics for Sterling Shepard: Receptions, Receiving Yards, Receiving TDs, Long Reception, Rushes, Rushing Yards, Rushing TDs, Long Rush, Punt Returns, Punt Return Yards, Long Punt Return.

#19 LB ERIC STRIKER

Table listing statistics for Eric Striker: Tackles, TFL, Sacks, PBU, Interceptions, Fumbles Forced, Fumbles Recovered.

#21 CB WILL SUNDERLAND

Table listing statistics for Will Sunderland: Tackles.

#91 DE CHARLES TAPPER

Table listing statistics for Charles Tapper: Tackles, TFL, Sacks, PBU, Fumbles Forced, Fumbles Recovered.

#6 CB STANVON TAYLOR

Table listing statistics for Stanvon Taylor: Tackles, TFL, PBU.

#13 S AHMAD THOMAS

Table listing statistics for Ahmad Thomas: Tackles, TFL, Sacks, PBU, Interceptions.

#14 QB CODY THOMAS

Table listing statistics for Cody Thomas: Completions, Attempts, Passing Yards, Long Pass, Passing TDs, Rushes, Rushing Yards, Rushing TDs, Long Rush.

#7 CB JORDAN THOMAS

Table listing statistics for Jordan Thomas: Tackles, PBU, Interceptions.

#93 DT JORDAN WADE

Table listing statistics for Jordan Wade: Tackles, TFL, Sacks, Fumbles Recovered, PBU.

#97 DT CHARLES WALKER

Table listing statistics for Charles Walker: Tackles, TFL, Sacks, Fumbles Forced.

#87 DE D.J. WARD

Table listing statistics for D.J. Ward: Tackles, TFL, Sacks, Fumbles Recovered, PBU.

#11 WR DEDE WESTBROOK

Table listing statistics for DeDe Westbrook: Receptions, Receiving Yards, Receiving TDs, Long Reception.







# THE LAST TIME...

## INDIVIDUAL

### Rushed 30 times

OU: 34, Samaje Perine, Kansas (11/22/14)  
Opp.: 31, Zack Langer, Tulsa (9/19/15)

### Rushed 40 times

OU: 55, Steve Owens at Oklahoma State (11/29/69)  
Opp.: 40, Ricky Williams, Texas (10/11/97)

### Rushed 50 times

OU: 55, Steve Owens at Oklahoma State (11/29/69)  
Opp.: Under research

### Rushed for 100 yards

OU: 166, Samaje Perine at Baylor (11/14/15)  
Opp.: 103, Shock Linwood at Baylor (11/14/15)

### Quarterback rushed for 100 yards

OU: 103, Cody Thomas at Texas Tech (11/15/14)  
Opp.: 115, Jerrod Heard, vs. Texas (10/10/15)

### Rushed for 200 yards

OU: 201, Samaje Perine, Texas Tech (10/24/15)  
Opp.: 229, Johnny Manziel vs. Texas A&M (1/4/13)

### Rushed for 300 yards

OU: 427, Samaje Perine, Kansas (11/22/14)  
Opp.: 344, Tavon Austin at West Virginia (11/17/12)

### Rushed for 400 yards

OU: 427, Samaje Perine, Kansas (11/22/14)  
Opp.: Never

### Two 100-yard rushers

OU: 201, Samaje Perine and 154, Joe Mixon, Texas Tech (10/24/15)  
Opp.: 117, D'Onta Freeman and 115, Jerrod Heard vs. Texas (10/10/15)

### Three 100-yard rushers

OU: 146, Trevor Knight, 144, Alex Ross & 110 Samaje Perine at Iowa St. (11/1/14)  
Opp.: Never

### Had a 70-yard run from scrimmage

OU: 82, Alex Ross at Tulsa (9/6/14)  
Opp.: 81, D'Onta Freeman vs. Texas (10/10/15)

### Had an 80-yard run from scrimmage

OU: 82, Alex Ross at Tulsa (9/6/14)  
Opp.: 81, D'Onta Freeman vs. Texas (10/10/15)

### Had a 90-yard run from scrimmage

OU: 95, Damien Williams, Texas (10/13/12)  
Opp.: 99, Eric Vann, Kansas (10/4/97)

### Rushed for three touchdowns

OU: 4, Samaje Perine, Texas Tech (10/24/15)  
Opp.: 3, Devin Chafin at Baylor (11/14/15)

### Rushed for four touchdowns

OU: 4, Samaje Perine, Texas Tech (10/24/15)  
Opp.: 4, Joseph Randle, Oklahoma State (11/24/12)

### Rushed for five touchdowns

OU: 5, Samaje Perine, Kansas (11/22/14)  
Opp.: Never

### Rushed for six touchdowns

OU: 6, Quentin Griffin vs. Texas (10/7/00)  
Opp.: Never

### Passed for 300 yards

OU: 342, Baker Mayfield, Iowa State (11/7/15)  
Opp.: 427, Dane Evans, Tulsa (9/19/15)

### Passed for 400 yards

OU: 487, Baker Mayfield, Tulsa (9/19/15)  
Opp.: 427, Dane Evans, Tulsa (9/19/15)

### Passed for 500 yards

OU: 500, Landry Jones, Oklahoma State (11/24/12)  
Opp.: Never

### Attempted 40 passes

OU: 44, Trevor Knight vs. Alabama (1/2/14)  
Opp.: 51, Joel Lanning, Iowa State (11/7/15)

### Attempted 50 passes

OU: 71, Landry Jones, Oklahoma State (11/24/12)  
Opp.: 51, Joel Lanning, Iowa State (11/7/15)

### Attempted 60 passes

OU: 71, Landry Jones, Oklahoma State (11/24/12)  
Opp.: 64, Ryan Tannehill, Texas A&M (11/5/11)

### Threw three touchdown passes

OU: 3, Baker Mayfield at Baylor (11/14/15)  
Opp.: 4, Dane Evans, Tulsa (9/19/15)

### Threw four touchdown passes

OU: 4, Baker Mayfield at Kansas (10/31/15)  
Opp.: 4, Dane Evans, Tulsa (9/19/15)

### Threw five touchdown passes

OU: 5, Baker Mayfield at Kansas State (10/17/15)  
Opp.: 5, Matt Leinart, USC (1/4/05)

### Threw six touchdown passes

OU: 6, Landry Jones at West Virginia (11/17/12)  
Opp.: Under research

### Non-quarterback touchdown pass

OU: 4 yards, Durrion Neal to Trevor Knight at West Virginia (9/20/14)  
Opp.: 3 yards, Kenny Williams to Eric Ward, Texas Tech (10/26/13)

### Caught 10 passes

OU: 14, Sterling Shepard at Baylor (11/14/15)  
Opp.: 14, Keyarris Garrett & 10, Joshua Atkinson, Tulsa (9/19/15)

### Had 100 yards receiving

OU: 177, Sterling Shepard at Baylor (11/14/15)  
Opp.: 101, Allen Lazard, Iowa State (11/7/15)

### Had 150 yards receiving

OU: 177, Sterling Shepard at Baylor (11/14/15)  
Opp.: 189, Keyarris Garrett, Tulsa (9/19/15)

### Had 200 yards receiving

OU: 215, Sterling Shepard at TCU (10/4/14)  
Opp.: 224, Corey Coleman, Baylor (11/8/14)

### Had a 70-yard pass completion

OU: 75, Baker Mayfield to Sterling Shepard, Iowa State (11/7/15)  
Opp.: 90, Jake Waters to Tyler Lockett at Kansas State (11/23/13)

### Had an 80-yard pass completion

OU: 82, Blake Bell to Jaz Reynolds, Tulsa (9/14/13)  
Opp.: 90, Jake Waters to Tyler Lockett at Kansas State (11/23/13)

### Had a 90-yard pass completion

OU: 90, Eric Moore to P.J. Mills, Iowa State (10/7/95)  
Opp.: 90, Jake Waters to Tyler Lockett at Kansas State (11/23/13)

### Caught two touchdown passes

OU: 2, Sterling Shepard at Baylor (11/14/15)  
Opp.: 2, Keevan Lucas, Tulsa (9/19/15)

### Caught three touchdown passes

OU: 4, Kenny Stills at West Virginia (11/17/12)  
Opp.: 3, Tyler Lockett at Kansas State (11/23/13)

### Caught four touchdown passes

OU: 4, Kenny Stills at West Virginia (11/17/12)  
Opp.: 4, Stedman Bailey at West Virginia (11/17/12)

### Two 100-yard receivers

OU: 123, Sterling Shepard & 109, Jaz Reynolds, Tulsa (9/14/13)  
Opp.: 189, Keyarris Garrett & 104, Joshua Atkinson, Tulsa (9/19/15)

### 100-yard rusher and 100-yard receiver

OU: 166 (rush), Samaje Perine, 177 (rec.), Sterling Shepard at Baylor (11/14/15)  
Opp.: 161 (rush), Zack Langer, 189 (rec.), Keyarris Garrett & 104 (rec.) Josh Atkinson, Tulsa (9/19/15)

### Returned a punt for a touchdown

OU: 64, Jalen Saunders at Oklahoma State (12/7/13)  
Opp.: 92, Tyreek Hill, Oklahoma State (12/6/14)

### Returned a kickoff for a touchdown

OU: 91, Alex Ross vs. Texas (10/11/14)  
Opp.: 100, Fozzy Whittaker, Texas (10/8/11)

### Returned an interception for a touchdown

OU: 38, Zack Sanchez at Kansas State (10/17/15)  
Opp.: 47, Ben Boulware, vs. Clemson (12/29/14)

### Returned a fumble for a touchdown

OU: 41, Jordan Evans, West Virginia (10/3/15)  
Opp.: 63, Cassius Sendish, Kansas (11/22/14)

### Returned a blocked field goal for a touchdown

OU: 48, Darryl Bright vs. Texas Tech (11/21/98)  
Opp.: Under research

### Returned a blocked punt for a touchdown

OU: 0, Will Peoples vs. Texas Tech (11/23/02)  
Opp.: 24, Nathan Jeffery at UTEP (9/1/12)

**Had 15 tackles**

OU: 15, Hatarí Byrd, Tulsa (9/19/15)  
Opp.: 15, Dakota Allen, Texas Tech (10/24/15)

**Had 20 tackles**

OU: 22, Rocky Calmus at Colorado (10/30/99)  
Opp.: 21, Jalen Reeves-Maybin, at Tennessee (9/12/15)

**Had multiple interceptions**

OU: 2, Zack Sanchez at Kansas State (10/17/15)  
Opp.: 2, Todd Kelly, Jr., at Tennessee (9/12/15)

**Had at least 2.0 sacks**

OU: 2.0, Charles Tapper, Iowa State (11/7/15)  
Opp.: 2.0, Dorance Armstrong at Kansas (10/31/15)

**Blocked a punt**

OU: Matt Dimon at Kansas (10/19/13)  
Opp.: Zack Craig at Oklahoma State (12/7/13)

**Blocked a field goal**

OU: Devante Bond, Tulsa (9/19/15)  
Opp.: A.J. Johnson, Tennessee (9/13/14)

**Blocked an extra point attempt**

OU: Devante Bond, vs. Clemson (12/29/14)  
Opp.: Shaq Lawson, Clemson (12/29/14)

**Recorded a safety**

OU: Dominique Alexander at Baylor (11/7/13) (sack)  
Opp.: Team, Texas A&M (11/6/10) (Bad snap thru end zone)

**Made three field goals**

OU: 3, Austin Seibert, West Virginia (10/3/15)  
Opp.: 3, Kyle Brindza, Notre Dame (10/27/12)

**Made a 50-yard field goal**

OU: 53, Michael Hunnicutt at Kansas State (10/29/11)  
Opp.: 54, Josh Lambert at West Virginia (9/20/14)

**Had a 70-yard punt**

OU: 70, Jed Barnett at West Virginia (9/20/14)  
Opp.: 73, Mike Brandtner, Iowa State (10/14/06)

**Converted a two-point conversion**

OU: Blake Bell to Sterling Shepard at Notre Dame (9/28/13)  
Opp.: Ryan Tannehill to Malcome Kennedy, Texas A&M (11/5/11)

**Returned a blocked PAT for a two-point conversion:**

OU: Zack Sanchez at TCU (10/4/13)  
Opp.: Quandre Diggs vs. Texas (10/13/12)

**TEAM**

**Scored 40 points**

OU: 44-34, at Baylor (11/14/15)  
Opp: 40-6, Clemson (12/29/14)

**Scored 50 points**

OU: 52-16, Iowa State (11/7/15)  
Opp.: 55-19, USC (1/4/05)

**Scored 60 points**

OU: 62-7, at Kansas (10/31/15)  
Opp.: 69-7, Nebraska (11/1/97)

**Scored 70 points**

OU: 79-10 vs. North Texas (9/1/07)  
Opp.: 73-21, Nebraska (11/2/96)

**Posted a shutout**

OU: 55-0, at Kansas State (10/17/15)  
Opp.: 29-0, at Texas A&M (11/7/98)

**Rushed for 200 yards**

OU: 241, at Baylor (11/14/15)  
Opp.: 313, vs. Texas (10/10/15)

**Rushed for 300 yards**

OU: 405, Texas Tech (10/24/15)  
Opp.: 313, vs. Texas (10/10/15)

**Rushed for 400 yards**

OU: 405, Texas Tech (10/24/15)  
Opp.: 458 at West Virginia (11/17/12)

**Rushed for 500 yards**

OU: 510, Kansas (11/22/14)  
Opp.: Never

**Rushed for 600 yards**

OU: 768 vs. Kansas State (10/15/88)  
Opp.: Never

**Rushed for 700 yards**

OU: 768 vs. Kansas State (10/15/88)  
Opp.: Never

**Rushed for less than 100 yards**

OU: 67 vs. Texas (10/10/15)  
Opp.: 35, at Kansas (10/31/15)

**Rushed for five touchdowns**

OU: 7, Texas Tech (10/24/15)  
Opp.: 5, Baylor (11/8/14)

**Rushed for six touchdowns**

OU: 7, Texas Tech (10/24/15)  
Opp.: 8, Nebraska (11/1/97)

**Rushed for seven touchdowns**

OU: 7, Texas Tech (10/24/15)  
Opp.: 8, Nebraska (11/1/97)

**Rushed for eight touchdowns**

OU: 8, Florida A&M (9/8/12)  
Opp.: 8, Nebraska (11/1/97)

**Passed for 300 yards**

OU: 405, Iowa State (11/7/15)  
Opp.: 427, Tulsa (9/19/15)

**Passed for 400 yards**

OU: 405, Iowa State (11/7/15)  
Opp.: 427, Tulsa (9/19/15)

**Passed for 500 yards**

OU: 500, Oklahoma State (11/24/12)  
Opp.: Never

**Passed for less than 100 yards**

OU: 39, Kansas (11/22/14)  
Opp.: 45, at Kansas State (10/17/15)

**Passed for five touchdowns**

OU: 5, at Kansas (10/31/15)  
Opp.: 5, USC (1/4/05)

**Passed for six touchdowns**

OU: 6, at West Virginia (11/17/12)  
Opp.: Never

**Gained 500 yards total offense**

OU: 511, at Baylor (11/14/15)  
Opp.: 603, Tulsa (9/19/15)

**Gained 600 yards total offense**

OU: 684, Iowa State (11/7/15)  
Opp.: 603, Tulsa (9/19/15)

**Gained 700 yards total offense**

OU: 710, at Kansas (10/31/15)  
Opp.: 778, at West Virginia (11/17/12)

**Gained 800 yards total offense**

OU: 829 vs. Kansas State (10/15/88)  
Opp.: Never

**Held under 100 total yards**

OU: 83 vs. Navy (10/2/65)  
Opp.: 44 vs. Idaho State (9/12/09)

**Held under 200 total yards**

OU: 183 vs. Iowa State (10/16/10)  
Opp.: 110, at Kansas State (10/17/15)

# BEST OF THE STOOPS ERA

## INDIVIDUAL

### OFFENSE

#### Rushing Yards

427, Samaje Perine vs. Kansas (11/22/14)  
 249, Adrian Peterson at Oklahoma State (10/30/04)  
 248, Quentin Griffin vs. Texas (10/12/02)  
 242, Samaje Perine at West Virginia (9/20/14)  
 240, Adrian Peterson at Baylor (11/20/04)

#### Rushing Attempts

36, Adrian Peterson at Kansas State (10/16/04)  
 35, DeMarco Murray vs. Utah State (9/4/10)  
 35, Allen Patrick at Missouri (10/28/06)  
 35, Allen Patrick vs. Colorado (10/21/06)  
 34, Done 3 times, MR: Samaje Perine vs. Kansas (11/22/14)

#### Rushing Touchdowns

6, Quentin Griffin vs. Texas (10/7/00)  
 5, Samaje Perine vs. Kansas (11/22/14)  
 5, DeMarco Murray vs. North Texas (9/1/07)  
 4, Done 7 times, MR: **Samaje Perine vs. Texas Tech (10/24/15)**

#### Passing Yards

554, Landry Jones at West Virginia (11/17/12)  
 505, Landry Jones at Kansas State (10/29/11)  
 500, Landry Jones vs. Oklahoma State (11/24/12)  
**487, Baker Mayfield vs. Tulsa (9/19/15)**  
 468, Landry Jones at Oklahoma State (11/27/10)  
 468, Sam Bradford vs. Kansas (10/18/08)

#### Pass Completions

46, Landry Jones vs. Oklahoma State (11/24/12)  
 39, Josh Heupel vs. Ole Miss (12/31/09)  
 38, Landry Jones at West Virginia (11/17/12)  
 37, Landry Jones at Oklahoma State (11/27/10)  
 37, Josh Heupel vs. Baylor (9/18/99)

#### Pass Attempts

71, Landry Jones vs. Oklahoma State (11/24/12)  
 62, Landry Jones at Oklahoma State (11/27/10)  
 59, Landry Jones at Texas A&M (11/6/10)  
 58, Landry Jones at Nebraska (11/7/09)  
 58, Josh Heupel at Colorado (10/30/99)

#### Passing Touchdowns

6, Landry Jones at West Virginia (11/17/12)  
 6, Landry Jones vs. Tulsa (9/19/09)  
 5, Done 17 times, MR: **Baker Mayfield at Kansas State (10/17/15)**

#### Receptions

15, Sterling Shepard vs. Kansas State (10/18/14)  
 15, Justin Brown vs. Oklahoma State (11/24/12)  
 15, Jalen Saunders vs. Notre Dame (10/27/12)  
 15, Ryan Broyles vs. Iowa State (10/16/10)  
**14, Sterling Shepard at Baylor (11/14/15)**  
 14, Ryan Broyles at Kansas State (10/29/11)  
 14, Ryan Broyles vs. Tulsa (9/3/11)

#### Receiving Yards

217, Ryan Broyles at Kansas (10/15/11)  
 215, Sterling Shepard at TCU (10/4/14)  
 208, Ryan Boyles vs. Colorado (10/30/10)  
 206, Manuel Johnson vs. TCU (9/27/08)  
 197, Sterling Shepard vs. Kansas State (10/18/14)

#### Receiving Touchdowns

4, Kenny Stills at West Virginia (11/17/12)  
 4, Jermaine Gresham vs. Texas A&M (11/3/07)  
 4, Trent Smith at Kansas (10/13/01)  
 3, Done 12 times, MR:  
 Ryan Broyles vs. Missouri (9/24/11)

#### Total Offense

**572, Baker Mayfield vs. Tulsa (9/19/15)**  
 554, Landry Jones at West Virginia (11/17/12)  
 505, Landry Jones at Kansas State (10/29/11)  
 494, Landry Jones vs. Oklahoma State (11/24/12)  
 482, Sam Bradford vs. Kansas (10/18/08)

#### Interceptions

3, Tony Jefferson vs. Ball State (10/1/11)  
 3, J.T. Thatcher vs. Kansas (9/30/00)

2, Done 19 times, MR:

**Zack Sanchez at Kansas State (10/19/15)**

#### Pass Breakups

5, Derrick Strait vs. Oklahoma State (11/24/01)  
 4, Done 7 times, MR:  
 Zack Sanchez vs. TCU (10/5/13)

## SPECIAL TEAMS

#### Field Goals Made

4, Done 6 times, MR:  
 Michael Hunnicutt vs. Iowa State (11/26/11)

## LONGEST PLAYS

(# – play resulted in TD)

#### Rush

95, Damien Williams vs. Texas (10/13/12)#  
 92, DeMarco Murray vs. Utah State (9/15/07)#  
 89, Damien Williams vs. Florida A&M (9/8/12)#  
 84, Adrian Peterson vs. Oklahoma State (11/26/05)#  
 82, Alex Ross at Tulsa (9/6/14)#

#### Pass Play

86, Landry Jones to Cameron Kenney at OSU (11/27/10)#  
 82, Blake Bell to Jaz Reynolds vs. Tulsa (9/14/13)  
 81, Landry Jones to Ryan Broyles vs. Colorado (10/30/10)#  
 77, Sam Bradford to Ryan Broyles at Washington (9/13/08)#  
 77, Jason White to Kejuan Jones at Texas Tech (11/22/03)#

#### Punt

85, Tress Way vs. Utah State (9/4/10)  
 75, Tress Way at TCU (12/1/12)  
 75, Michael Cohen at Texas A&M (11/4/06)  
 74, Tress Way vs. Oklahoma State (11/28/09)  
 73, Cody Freeby at Texas Tech (11/19/05)  
 73, Jeff Ferguson at Colorado (10/30/99)

#### Field Goal

53, Michael Hunnicutt at Kansas State (10/29/11)  
 53, Garrett Hartley vs. Utah State (9/15/07)  
 52, Garrett Hartley vs. Texas (10/8/05)  
 50, Garrett Hartley at Nebraska (10/29/05)  
 48, Michael Hunnicutt at Oklahoma State (12/3/11)

#### Punt Return

91, Antonio Perkins at Tulsa (8/30/02)#  
 91, Jalen Saunders vs. Iowa State (11/16/13)#  
 90, Justin Brown vs. Kansas (10/20/12)#  
 87, Ryan Broyles vs. Oklahoma State (11/28/09)#  
 84, Antonio Perkins vs. UCLA (9/20/03)#

#### Kick Return

100, Alex Ross at West Virginia (9/20/14)#  
 100, Roy Finch vs. Kansas (10/20/12)#  
 100, Mark Bradley at Iowa State (10/4/03)#  
 93, J.T. Thatcher at Kansas State (10/14/00)  
 91, Alex Ross vs. Texas (10/11/14)#  
 91, DeMarco Murray vs. Baylor (11/10/07)#

#### Interception Return

100, Julian Wilson vs. Tennessee (9/13/14)#  
 97, Derrick Strait at Texas Tech (11/22/03)  
 85, Dominique Franks at Kansas (10/24/09)#  
 85, J.T. Thatcher vs. Texas Tech (11/18/00)#  
 75, Derrick Strait at Baylor (11/16/02)#

#### Fumble Return

69, Cory Heinecke at Air Force (9/1/01)#  
 61, Reggie Smith vs. Miami (FL) (9/8/07)#  
 56, Jamell Fleming vs. Texas (10/8/11)#  
 53, Keenan Clayton vs. Texas Tech (11/22/08)

TEAM

OFFENSE

**First Downs**

44, vs. Oklahoma State (11/24/12)  
 41, at Iowa State (11/1/14)  
 39, vs. Tulsa (9/19/15)  
 39, vs. Missouri (12/6/08)  
 37, vs. Iowa State (10/16/10)

**Rushing Yards**

510, vs. Kansas (11/22/14)  
 510, at Iowa State (11/1/14)  
**405, vs. Texas Tech (10/24/15)**  
 405, vs. Iowa State (11/16/13)  
 384, at Texas Tech (11/15/14)

**Rushing Attempts**

66, vs. Iowa State (10/19/02)  
 63, vs. Oklahoma State (12/6/14)  
 61, vs. Texas A&M (11/8/03)  
 61, vs. Texas Tech (11/23/02)  
 59, at Iowa State (11/1/14)

**Rushing Touchdowns**

8, vs. Florida A&M (9/8/12)  
**7, vs. Texas Tech (10/24/15)**  
 7, vs. North Texas (9/1/07)  
 7, vs. Texas (10/7/00)  
 6, vs. Texas (10/13/12)  
 6, vs. Missouri (12/6/08)

**Passing Yards**

554, at West Virginia (11/17/12)  
 520, at Kansas State (10/29/11)  
 512, vs. Oklahoma State (11/24/12)  
 488, vs. Colorado (10/30/10)  
 487, vs. Tulsa (9/19/15)

**Pass Completions**

47, vs. Oklahoma State (11/24/12)  
 39, vs. Tulsa (9/3/11)  
 39, vs. Tulsa (11/3/01)  
 39, vs. Mississippi (12/31/99)  
 38, at West Virginia (11/17/12)  
 38, vs. Baylor (9/18/99)

**Pass Attempts**

73, vs. Oklahoma State (11/24/12)  
 62, at Oklahoma State (11/27/10)  
 60, at Texas A&M (11/6/10)  
 58, at Nebraska (11/7/09)  
 58, at Colorado (10/30/99)

**Passing Touchdowns**

6, at West Virginia (11/17/12)  
 6, vs. Tulsa (9/19/09)  
 6, vs. Miami (FL) (9/8/07)  
**5, 18 times, MR: at Kansas (10/31/15)**

**Total Offense**

**773, vs. Tulsa (9/19/15)**  
 751, at Iowa State (11/1/14)  
**710, at Kansas (10/31/15)**  
 690, at Kansas State (10/29/11)  
**684, vs. Iowa State (11/7/15)**

**Points**

79, vs. North Texas (9/1/07)  
 77, vs. Texas A&M (11/8/03)  
 69, vs. Florida A&M (9/8/12)  
 68, vs. UTEP (9/14/02)  
 66, at Texas A&M (11/8/08)

DEFENSE

**Fewest First Downs**

1, vs. Chattanooga (8/30/08)  
 3, vs. Colorado (12/4/04)  
 3, vs. Texas A&M (11/8/03)  
 5, vs. Colorado (10/21/06)  
 5, vs. Iowa State (10/19/02)  
 5, vs. Texas A&M (11/10/01)

**Fewest Rush Yards**

-48, at Baylor (11/18/06)  
 -22, vs. Idaho State (9/12/09)  
 -7, at Texas Tech (11/17/01)  
 -7, vs. Texas (10/7/00)  
 -4, vs. Colorado (12/4/04)

**Fewest Pass Yards**

13, vs. Arkansas (1/1/02)  
 16, at Kansas (10/19/13)  
 20, vs. Chattanooga (8/30/08)  
 25, at Baylor (11/4/00)  
 32, vs. Texas A&M (11/8/03)

**Fewest Completions**

2, vs. Arkansas (1/1/02)  
 2, vs. Indiana State (9/11/99)  
 3, vs. Chattanooga (8/30/08)  
 3, vs. Colorado (10/21/06)  
 4, vs. Texas A&M (11/8/03)  
 4, vs. Iowa State (10/19/02)

**Fewest Total Yards**

36, vs. Chattanooga (8/30/08)  
 44, vs. Idaho State (9/12/09)  
 46, vs. Colorado (12/4/04)  
 50, vs. Arkansas (1/1/02)  
 54, vs. Texas A&M (11/8/03)

**Fewest Points**

**0, 15 times, MR: at K-State (10/17/15)**

**Most Sacks**

9, vs. Arkansas (1/1/02)  
 9, at Nebraska (10/29/05)  
 8, vs. Texas (10/8/11)  
**7, 7 times, MR: vs. West Va. (10/3/15)**

**Most Interceptions**

5, at Texas Tech (11/22/03)  
 5, vs. Kansas (9/30/00)  
**4, vs. Texas Tech (10/24/15)**  
 4, vs. Texas (10/6/01)  
**3, 26 times, MR: at K-State (10/17/15)**

**Most Turnovers Forced**

7, vs. Kansas (9/30/00)  
 7, vs. UTEP (9/2/00)  
 6, vs. Texas (10/11/03)  
**5, 10 times, MR: vs. West Virginia (10/3/15)**

**SCHEDULE & RESULTS** (OVERALL: 9-1 | BIG 12: 6-1 | HOME: 5-0 | AWAY: 4-0 | NEUTRAL: 0-1)

Date	CFP/AP/C	Opponent (Rank)	TV	Site	Time/Result	Attend.	Top Passer	Top Rusher	Top Receiver	Top Tackler
Sept. 5	(NA/19/19)	Akron	PPV	Norman	W, 41-3	85,370	B. Mayfield (23-33-383-0, 3 TD)	S. Perine (11-33-1)	J. Baxter (5-51-0)	D. Alexander (11)
Sept. 12	(NA/19/17)	at Tennessee (NA/23/23)	ESPN	Knoxville, Tenn.	W, 31-24 (20T)	102,455	B. Mayfield (19-39-187-2, 3 TD)	S. Perine (23-78-0)	S. Shepard (7-74-2)	A. Thomas (11)
Sept. 19	(NA/16/17)	Tulsa	FS1	Norman	W, 52-38	85,657	B. Mayfield (32-38-487-0, 4 TD)	S. Perine (22-152-1)	S. Shepard (8-144-0)	H. Byrd (15)
Oct. 3	(NA/15/14)	West Virginia (NA/23/21)	FS1	Norman	W, 44-24	84,384	B. Mayfield (14-25-320-1, 3 TD)	S. Perine (16-65-0)	D. Westbrook (5-107-0)	E. Striker (12)
Oct. 10	(NA/10/9)	vs. Texas	ABC	Dallas, Texas	L, 17-24	91,546	B. Mayfield (20-28-211-0, 1 TD)	S. Perine (10-36-1)	S. Shepard (6-95-0)	J. Evans (11)
Oct. 17	(NA/19/19)	at Kansas State	ABC	Manhattan, Kan.	W, 55-0	52,867	B. Mayfield (20-27-282-1, 5 TD)	J. Mixon (15-73-1)	D. Westbrook (5-85-1)	Three Players (4)
Oct. 24	(NA/17/15)	Texas Tech	ABC	Norman	W, 63-27	85,312	B. Mayfield (15-22-212-1, 2 TD)	S. Perine (23-201-4)	D. Neal (5-44-1)	F. Shannon (13)
Oct. 31	(NA/14/13)	at Kansas	FS1	Lawrence, Kan.	W, 62-7	26,677	B. Mayfield (27-32-383-0, 4 TD)	A. Ross (14-103-0)	S. Shepard (11-183-1)	Alexander (11)
Nov. 7	(15/14/13)	Iowa State	ESPNU	Norman	W, 52-16	85,595	B. Mayfield (23-31-342-0, 3 TD)	S. Perine (13-95-1)	D. Neal (10-75-0)	A. Thomas (10)
Nov. 14	(12/12/11)	at Baylor (6/4/3)	ABC	Waco, Texas	W, 44-34	49,875	B. Mayfield (24-34-270-1, 3 TD)	S. Perine (28-166-2)	S. Shepard (14-177-2)	J. Evans (9)
Nov. 21	(x/7/7)	TCU (x/11/11)	ABC	Norman						
Nov. 28		at Oklahoma State		Stillwater, Okla.						

**TEAM STATISTICS**

	OU	OPP
<b>SCORING</b>	461	197
Points Per Game	46.1	19.
<b>FIRST DOWNS</b>	278	197
Rushing	109	87
Passing	143	89
Penalty	26	21
<b>RUSHING YARDAGE</b>	2143	1497
Yards gained rushing	2401	1824
Yards lost rushing	258	327
Rushing Attempts	440	429
Average Per Rush	4.9	3.5
Average Per Game	214.3	149.7
TDs Rushing	25	11
<b>PASSING YARDAGE</b>	3312	1864
Comp-Att-Int	235-334-6	175-331-14
Average Per Pass	9.9	5.6
Average Per Catch	14.1	10.7
Average Per Game	331.2	186.4
TDs Passing	33	13
<b>TOTAL OFFENSE</b>	5455	3361
Total Plays	774	760
Average Per Play	7.0	4.4
Average Per Game	545.5	336.1
<b>KICK RETURNS: #-YARDS</b>	22-412	37-789
<b>PUNT RETURNS: #-YARDS</b>	20-164	10-7
<b>INT RETURNS: #-YARDS</b>	14-249	6-60
<b>KICK RETURN AVERAGE</b>	18.7	21.3
<b>PUNT RETURN AVERAGE</b>	8.2	0.7
<b>INT RETURN AVERAGE</b>	17.8	10.0
<b>FUMBLES-LOST</b>	15-9	8-6
<b>PENALTIES-YARDS</b>	63-612	68-612
Average Per Game	61.2	61.2
<b>PUNTS-YARDS</b>	39-1687	74-3200
Average Per Punt	43.3	43.2
Net punt average	42.1	40.2
<b>KICKOFFS-YARDS</b>	82-5202	42-2549
Average Per Kick	63.4	60.7
Net kick average	49.6	42.0
<b>TIME OF POSSESSION/Game</b>	30:49	29:11
<b>3RD-DOWN Conversions</b>	62/134	72/177
3rd-Down Pct	46%	41%
<b>4TH-DOWN Conversions</b>	7/13	4/10
4th-Down Pct	54%	40%
<b>SACKS BY-YARDS</b>	36-230	30-153
<b>MISC YARDS</b>	35	0
<b>TOUCHDOWNS SCORED</b>	60	24
<b>FIELD GOALS-ATTEMPTS</b>	14-17	10-14
<b>ON-SIDE KICKS</b>	0-0	1-1
<b>RED-ZONE SCORES</b>	(51-58) 88%	(26-33) 79%
<b>RED-ZONE TOUCHDOWNS</b>	(40-58) 69%	(19-33) 58%
<b>PAT-ATTEMPTS</b>	(59-60) 98%	(23-23) 100%
<b>ATTENDANCE</b>	426318	231874
Games/Avg Per Game	5/85264	4/57968
Neutral Site Games		1/91546

**SCORE BY QUARTERS**

	1st	2nd	3rd	4th	OT	TOTAL
Oklahoma	104	116	134	93	14	461
Opponents	39	72	51	28	7	197

**RUSHING**

Name	G	Att	Gain	Loss	Net	Avg	TD	Long	Avg/G
Perine, Samaje	10	168	993	21	972	5.8	12	55	97.2
Mixon, Joe	10	85	545	19	526	6.2	5	57	52.6
Mayfield, Baker	10	110	472	171	301	2.7	6	39	30.1
Ross, Alex	10	30	176	3	173	5.8	1	54	17.3
Brooks, Daniel	8	26	152	7	145	5.6	0	22	18.1
Knight, Trevor	5	10	58	8	50	5.0	1	10	10.0
Anderson, Rodney	2	1	5	0	5	5.0	0	5	2.5
Westbrook, Dede	10	3	0	12	-12	-4.0	0	0	-1.2
team	7	7	0	17	-17	-2.4	0	0	-2.4
<b>Total</b>	<b>10</b>	<b>440</b>	<b>2401</b>	<b>258</b>	<b>2143</b>	<b>4.9</b>	<b>25</b>	<b>57</b>	<b>214.3</b>
<b>Opponents</b>	<b>10</b>	<b>429</b>	<b>1824</b>	<b>327</b>	<b>1497</b>	<b>3.5</b>	<b>11</b>	<b>81</b>	<b>149.7</b>

**PASSING**

Name	G	Effic	Comp-Att-Int	Pct	Yds	TD	Long	Avg/G
Mayfield, Baker	10	183.88	217-309-5	70.2	3082	31	76	308.2
Knight, Trevor	5	170.15	17-24-1	70.8	229	2	55	45.8
Thomas, Cody	2	108.40	1-1-0	100.0	1	0	1	0.5
<b>Total</b>	<b>10</b>	<b>182.67</b>	<b>235-334-6</b>	<b>70.4</b>	<b>3312</b>	<b>33</b>	<b>76</b>	<b>331.2</b>
<b>Opponents</b>	<b>10</b>	<b>104.68</b>	<b>175-331-14</b>	<b>52.9</b>	<b>1864</b>	<b>13</b>	<b>43</b>	<b>186.4</b>

**RECEIVING**

Name	G	No.	Yds	Avg	TD	Long	Avg/G
Shepard, Sterling	10	61	1003	16.4	9	74	100.3
Westbrook, Dede	10	40	612	15.3	3	42	61.2
Neal, Durrion	10	40	498	12.4	3	71	49.8
Mixon, Joe	10	24	331	13.8	4	76	33.1
Andrews, Mark	10	16	271	16.9	6	61	27.1
Baxter, Jarvis	10	14	153	10.9	1	29	15.3
Perine, Samaje	10	11	57	5.2	1	16	5.7
Flowers, Dimitri	10	7	125	17.9	3	75	12.5
Quick, Michiah	9	7	97	13.9	0	34	10.8
Mead, Jeffery	9	4	47	11.8	1	20	5.2
Bothun, Grant	10	3	34	11.3	0	15	3.4
Brooks, Daniel	8	2	40	20.0	0	34	5.0
Miller, A.D.	6	2	16	8.0	0	12	2.7
Knight, Connor	10	1	17	17.0	1	17	1.7
Todd, Dallis	6	1	9	9.0	0	9	1.5
Grant, Sam	7	1	1	1.0	1	1	0.1
Ross, Alex	10	1	1	1.0	0	1	0.1
<b>Total</b>	<b>10</b>	<b>235</b>	<b>3312</b>	<b>14.1</b>	<b>33</b>	<b>76</b>	<b>331.2</b>
<b>Opponents</b>	<b>10</b>	<b>175</b>	<b>1864</b>	<b>10.7</b>	<b>13</b>	<b>43</b>	<b>186.4</b>



**DEFENSIVE STATISTICS**

No.	Name	GP	Solo	Ast	Total	TFL/Yds	Sacks-Yards	Int-Yds	BrUp	QBH	Rcv-Yds	FF	Kick	Saf
1	Alexander, Dominique	10	47	35	82	7.0-14	1.5-5	1-0	1	.	.	.	.	.
13	Thomas, Ahmad	10	41	23	64	1.5-5	1.5-5	2-33	1	.	.	.	.	.
26	Evans, Jordan	8	35	28	63	4.0-21	1.0-13	.	2	.	1-41	1	.	.
19	Striker, Eric	10	27	22	49	14.0-64	7.5-53	1-33	.	7	1-0	1	.	.
10	Parker, Steven	10	32	13	45	3.5-16	1.5-12	.	2	1	1-0	.	.	.
91	Tapper, Charles	10	23	15	38	9.0-49	6.0-34	.	2	2	.	3	.	.
15	Sanchez, Zack	8	26	8	34	2.5-6	0.5-4	4-60	4	1	.	.	.	.
7	Thomas, Jordan	9	24	10	34	.	.	3-85	4	.	.	.	.	.
20	Shannon, Frank	9	21	13	34	.	.	1-0	.	.	.	.	.	.
97	Walker, Charles	10	21	10	31	9.0-47	5.0-32	.	1	2	.	1	.	.
94	Dimon, Matt	10	14	15	29	6.0-21	2.5-15	.	.	.	.	1	.	.
4	Byrd, Hatari	10	14	15	29	.	.	.	.	.	.	.	.	.
23	Bond, Devante	6	16	12	28	4.5-25	2.0-18	.	.	2	1-0	1	1	.
27	Austin, Dakota	8	23	2	25	1.0-5	.	2-38	3	.	.	.	.	.
92	Romar, Matthew	9	13	7	20	1.5-9	1.0-8	.	.	.	.	.	.	.
93	Wade, Jordan	10	11	7	18	2.0-3	1.0-2	.	1	.	1-0	.	.	.
40	Lindley, P.L.	10	8	6	14	3.0-8	0.5-4	.	1	3	.	.	.	.
12	Johnson, Will	8	9	2	11	2.0-10	.	.	1	1	.	.	.	.
31	Okoronkwo, Ogbonna	9	5	4	9	2.0-12	2.0-12	.	.	.	.	.	.	.
87	Ward, DJ	10	6	2	8	1.0-5	1.0-5	.	.	1	1-8	.	.	.
14	Green, Marcus	7	7	1	8	.	.	.	.	.	.	.	.	.
2	Mbanasor, P.J.	9	5	2	7	.	.	.	1	.	.	.	.	.
9	Evans, Tay	8	5	2	7	.	.	.	.	.	.	.	.	.
8	Haughton, Kahlil	9	3	3	6	0.5-4	0.5-4	.	.	.	.	.	.	.
42	Hunter, Ruben	10	2	2	4	.	.	.	.	.	.	.	.	.
98	Overton, Marquise	6	4	.	4	1.0-4	1.0-4	.	.	.	.	.	.	.
42	Horky, Wesley	10	.	3	3	.	.	.	.	.	.	.	.	.
21	Sunderland, Will	7	2	1	3	.	.	.	.	.	.	.	.	.
39	Hodgson, Nick	10	3	.	3	.	.	.	.	.	.	.	.	.
34	Brooks, Daniel	8	2	1	3	.	.	.	.	.	.	.	.	.
29	McKinney, Prentice	5	1	1	2	.	.	.	1	.	.	.	.	.
6	Taylor, Stanvon	4	.	2	2	.	.	.	.	.	.	.	.	.
16	Quick, Michiah	9	2	.	2	.	.	.	.	.	.	.	.	.
24	Anderson, Rodney	2	2	.	2	.	.	.	.	.	.	.	.	.
6	Mayfield, Baker	10	2	.	2	.	.	.	.	.	.	.	.	.
75	Samia, Dru	9	1	.	1	.	.	.	.	.	.	.	.	.
5	Neal, Durrton	10	1	.	1	.	.	.	.	.	.	.	.	.
17	Smallwood, Jordan	4	1	.	1	.	.	.	.	.	.	.	.	.
99	Orso-Bacchus, Dwayne	5	1	.	1	.	.	.	.	.	.	.	.	.
36	Flowers, Dimitri	10	.	1	1	.	.	.	.	.	.	.	.	.
28	Ross, Alex	10	1	.	1	.	.	.	.	.	.	.	.	.
<b>Total</b>		<b>10</b>	<b>461</b>	<b>268</b>	<b>729</b>	<b>75-328</b>	<b>36-230</b>	<b>14-249</b>	<b>25</b>	<b>20</b>	<b>6-49</b>	<b>8</b>	<b>1</b>	<b>.</b>
<b>Opponents</b>		<b>10</b>	<b>483</b>	<b>316</b>	<b>799</b>	<b>67.0-239</b>	<b>30-153</b>	<b>6-60</b>	<b>21</b>	<b>15</b>	<b>9-63</b>	<b>11</b>	<b>.</b>	<b>.</b>

**OKLAHOMA GIVEAWAYS/TAKEAWAYS**

Game	Giveaway			Takeaway			Dif.
	Fum	Int	Tot	Fum	Int	Tot	
AKRON	1	1	2	1	0	1	-1
at Tennessee	0	2	2	0	1	1	-1
TULSA	2	0	2	0	0	0	-2
W. VIRGINIA	1	1	2	2	3	5	+3
vs. Texas	1	0	1	0	0	0	-1
at K-State	0	0	0	0	3	3	+3
TEXAS TECH	1	1	2	0	4	4	+2
at Kansas	2	0	2	2	0	2	0
IOWA STATE	1	0	1	0	1	1	0
at Baylor	0	1	1	1	2	3	+2
TCU							
at Okla. State							

**FUMBLES**

Name	No. - Lost
Perine, Samaje	2-2
Ross, Alex	2-2
Shepard, Sterling	2-2
Westbrook, Dede	2-1
Baxter, Jarvis	1-1
Mixon, Joe	1-1
Mayfield, Baker	4-0
Knight, Trevor	1-0

**OPENING DRIVES – OFFENSE**

Game	1st Half	2nd Half
AKRON	Punt	Touchdown
at Tennessee	Interception	Punt
TULSA	Made FG	Punt
WEST VIRGINIA	Punt	Punt
vs. Texas	Punt	Touchdown
at K-State	Touchdown	Made FG
TEXAS TECH	Punt	Touchdown
at Kansas	Missed FG	Touchdown
IOWA STATE	Touchdown	Made FG
at Baylor	Punt	Touchdown
TCU		
at Oklahoma State		

**OPENING DRIVES – DEFENSE**

Game	1st Half	2nd Half
AKRON	Punt	Punt
at Tennessee	Made FG	Missed FG
TULSA	Punt	Punt
WEST VIRGINIA	Punt	Touchdown
vs. Texas	Punt	Made FG
at K-State	Punt	Interception - TD
TEXAS TECH	Punt	Made FG
at Kansas	Punt	Punt
IOWA STATE	Made FG	Punt
at Baylor	Touchdown	Touchdown
TCU		
at Oklahoma State		

**OU ON COIN FLIPS**

Game	Result	Score
AKRON	Won (Received)	W, 41-3
at Tennessee	Lost (Received)	W, 31-24 (2OT)
TULSA	Lost (Kicked)	W, 52-38
WEST VIRGINIA	Lost (Kicked)	W, 44-24
vs. Texas	Lost (Received)	L, 17-24
at K-State	Lost (Received)	W, 55-0
TEXAS TECH	Won (Kicked)	W, 63-27
at Kansas	Won (Received)	W, 62-7
IOWA STATE	Won (Kicked)	W, 52-16
at Baylor	Won (Received)	W, 44-34
TCU		
at Oklahoma State		

TEAM TOTALS

	Score	1st Downs	Rushing No-Yds-TD	Passing (C-A-I-Yds-TD)	Total Offense (Play-Yds)	Punts No.-Avg.	Fumbles No.-Lost	Penalties No.-Yds	KO Ret. No.-Yds	Punt Ret. No.-Yds	Int. Ret. No.-Yds.	3rd-Down Convrnsn.	Time of Poss.
Akron	3	10	44-138-0	6-26-0-88-0	70-226	12-46.4	1-1	9-62	2-28	1-0	1-0	4-of-19	32:48
<b>Oklahoma</b>	<b>41</b>	<b>26</b>	<b>33-100-2</b>	<b>28-42-1-439-3</b>	<b>75-539</b>	<b>6-49.7</b>	<b>1-1</b>	<b>9-90</b>	<b>2-43</b>	<b>5-32</b>	<b>0-0</b>	<b>4-of-13</b>	<b>27:12</b>
Oklahoma at Tennessee	31	20	48-161-1	19-39-2-187-3	87-348	8-43.4	1-0	9-67	1-15	4-40	1-5	9-of-20	32:40
Tulsa	24	19	45-129-2	13-31-1-125-1	76-254	9-50.0	2-0	10-80	3-74	2-3	2-5	6-of-18	27:20
Oklahoma	38	31	40-176-1	34-51-0-427-4	91-603	7-39.6	0-0	8-60	4-76	0-0	0-0	9-of-19	27:37
<b>Oklahoma</b>	<b>52</b>	<b>39</b>	<b>47-286-3</b>	<b>32-38-0-487-4</b>	<b>85-773</b>	<b>2-44.0</b>	<b>2-2</b>	<b>8-85</b>	<b>6-91</b>	<b>1-18</b>	<b>0-0</b>	<b>6-of-11</b>	<b>32:23</b>
West Virginia	24	27	53-196-2	17-32-3-173-1	85-369	7-46.6	2-2	11-111	4-84	3-6	1-7	8-of-20	33:11
Oklahoma	44	16	33-107-1	14-25-1-320-3	58-427	5-43.4	1-1	12-134	2-24	2-36	3-94	2-of-11	26:49
Oklahoma vs. Texas	17	21	37-67-1	20-28-1-211-1	65-278	7-39.6	1-1	5-45	3-81	2-9	0-0	3-of-12	28:05
Oklahoma at Kansas State	24	20	58-313-1	9-12-0-55-1	70-368	6-41.7	0-0	5-67	2-63	0-0	0-0	9-of-16	31:55
Oklahoma	55	30	52-232-1	25-32-0-336-5	84-568	2-38.0	1-0	3-24	0-0	0-0	3-62	9-of-15	34:22
Oklahoma at Kansas State	0	7	31-65-0	5-22-3-45-0	53-110	8-40.0	0-0	1-5	3-39	1-0	0-0	3-of-14	25:38
Texas Tech	27	28	40-172-2	29-45-4-253-1	85-425	3-49.3	0-0	7-68	7-163	0-0	1-45	12 of 18	28:20
Oklahoma	63	35	57-405-7	15-22-1-212-2	79-617	1-57.0	2-1	3-34	1-22	0-0	4-33	10 of 13	31:40
Oklahoma at Kansas	62	35	41-265-3	33-41-0-445-5	82-710	—	2-2	4-40	1-27	4-23	0-0	6 of 10	33:39
Oklahoma at Kansas	7	15	36-35-0	20-34-0-181-1	70-216	9-42.0	2-2	6-81	3-62	0-0	0-0	7 of 17	26:21
Iowa State	16	22	38-114-0	26-51-1-260-1	89-374	7-36.3	0-0	5-23	5-89	1-0	0-0	6 of 21	33:32
Oklahoma	52	28	39-279-3	25-33-0-405-4	72-684	3-39.3	2-1	2-10	4-65	2-6	1-38	4 of 10	26:28
Oklahoma at Baylor	44	28	53-24-3	24-34-1-270-3	87-511	5-41.8	2-0	8-83	2-44	0-0	2-17	9 of 17	34:54
Oklahoma at Baylor	34	18	44-159-3	16-27-2-257-2	71-416	6-40.0	1-1	6-66	4-111	2-(-2)	1-3	8 of 15	25:06
TCU													
Oklahoma at Oklahoma State													

STARTING LINEUPS

OFFENSE	LT	LG	C	RG	RT	WR	WR	QB	RB	WR	WR/RB/HB
AKRON	Brown	Alvarez	Darlington	Kasitati	Samia	Neal	Shepard	Mayfield	Perine	Westbrook	Baxter (WR)
at Tennessee	Brown	Alvarez	Darlington	Kasitati	St. John	Neal	Shepard	Mayfield	Perine	Westbrook	Mixon (RB)
TULSA	Brown	Farniok	Alvarez	Kasitati	St. John	Neal	Shepard	Mayfield	Perine	Westbrook	Flowers (HB)
WEST VIRGINIA	Brown	Farniok	Darlington	Kasitati	St. John	Neal	Shepard	Mayfield	Perine	Westbrook	Flowers (HB)
vs. Texas	Brown	Farniok	Darlington	Kasitati	St. John	Miller	Shepard	Mayfield	Perine	Westbrook	Flowers (HB)
at Kansas State	Brown	Alvarez	Darlington	Kasitati	Samia	Neal	Shepard	Mayfield	Perine	Westbrook	Baxter (WR)
TEXAS TECH	Brown	Alvarez	Darlington	Kasitati	Samia	Neal	Shepard	Mayfield	Perine	Westbrook	Mixon (RB)
at Kansas	Brown	Alvarez	Darlington	Kasitati	Samia	Neal	Shepard	Mayfield	Perine	Westbrook	Baxter (WR)
IOWA STATE	Brown	Farniok	Darlington	Kasitati	Samia	Neal	Shepard	Mayfield	Perine	Westbrook	Flowers (HB)
at Baylor	Brown	Alvarez	Darlington	Kasitati	Samia	Andrews	Shepard	Mayfield	Perine	Westbrook	Baxter (WR)
TCU											
at Oklahoma State											

DEFENSE	OLB	DT	DT	DE	ILB	ILB	CB	FS	SS	NB/OLB	CB
AKRON	Striker	Romar	Dimon	Tapper	J. Evans	Alexander	Sanchez	Byrd	A. Thomas	Parker (NB)	Mbanasor
at Tennessee	Striker	Romar	Dimon	Tapper	J. Evans	Alexander	Sanchez	Parker	A. Thomas	Bond (OLB)	J. Thomas
TULSA	Striker	Romar	Dimon	Tapper	J. Evans	Alexander	Sanchez	Byrd	A. Thomas	Parker (NB)	Mbanasor
WEST VIRGINIA	Striker	Romar	Dimon	Tapper	J. Evans	Alexander	Sanchez	Parker	A. Thomas	Bond (OLB)	J. Thomas
vs. Texas	Striker	Romar	Dimon	Tapper	J. Evans	Alexander	Sanchez	Parker	A. Thomas	Lindley (OLB)	J. Thomas
at Kansas State	Striker	Wade	Dimon	Tapper	J. Evans	Alexander	Sanchez	A. Thomas	Parker	Lindley (OLB)	J. Thomas
TEXAS TECH	Striker	Romar	Dimon	Tapper	Shannon	Alexander	Sanchez	A. Thomas	Parker	Johnson (NB)	J. Thomas
at Kansas	Striker	Romar	Dimon	Tapper	Shannon	Alexander	Austin	A. Thomas	Parker	Lindley (OLB)	J. Thomas
IOWA STATE	Striker	Romar	Dimon	Tapper	J. Evans	Alexander	Austin	A. Thomas	Parker	Bond (OLB)	J. Thomas
at Baylor	Striker	Romar	Dimon	Tapper	J. Evans	Alexander	Sanchez	A. Thomas	Parker	Johnson (NB)	J. Thomas
TCU											
at Oklahoma State											



**3RD-DOWN CONVERSIONS**

Date	Opponent	Score	Overall		1st Qtr		2nd Qtr		3rd Qtr		4th Qtr		OT	
Sept. 5	Akron	W, 41-3	4-13	30.8%	0-5	0.0%	2-3	66.7%	0-1	0.0%	2-4	50.0%	—	—
Sept. 12	at Tennessee	W, 31-24 (2OT)	9-20	45.0%	0-3	0.0%	1-5	20.0%	1-4	25.0%	6-6	100.0%	1-2	50.0%
Sept. 19	Tulsa	W, 52-38	6-11	54.5%	2-3	66.7%	0-1	0.0%	1-2	50.0%	3-5	60.0%	—	—
Oct. 3	West Virginia	W, 44-24	2-11	18.2%	0-3	0.0%	2-3	66.7%	0-3	0.0%	0-2	0.0%	—	—
Oct. 10	vs. Texas	L, 17-24	3-12	25.0%	1-4	25.0%	0-3	0.0%	1-2	50.0%	1-3	33.3%	—	—
Oct. 17	at Kansas State	W, 55-0	9-15	60.0%	1-3	33.3%	1-2	50.0%	3-5	60.0%	4-5	80.0%	—	—
Oct. 24	Texas Tech	W, 63-27	10-13	76.9%	1-2	50.0%	3-5	60.0%	2-2	100.0%	4-4	100.0%	—	—
Oct. 31	at Kansas	W, 62-7	6-10	60.0%	1-2	50.0%	2-4	50.0%	2-3	66.7%	1-1	100.0%	—	—
Nov. 7	Iowa State	W, 52-16	4-10	40.0%	2-4	50.0%	1-4	25.0%	1-2	50.0%	0-0	—	—	—
Nov. 14	at Baylor	W, 44-34	9-17	52.9%	3-5	80.0%	1-2	50.0%	2-4	50.0%	3-6	50.0%	—	—
Nov. 21	TCU													
Nov. 28	at Oklahoma State													

**4TH-DOWN CONVERSIONS**

Date	Opponent	Score	Overall		1st Qtr		2nd Qtr		3rd Qtr		4th Qtr		OT	
Sept. 5	Akron	W, 41-3	1-1	100.0%	0-0	—	0-0	—	1-1	100.0%	0-0	—	—	—
Sept. 12	at Tennessee	W, 31-24 (2OT)	1-2	50.0%	0-0	—	0-1	0.0%	0-0	—	0-0	—	—	—
Sept. 19	Tulsa	W, 52-38	1-2	50.0%	0-0	—	0-1	0.0%	0-0	—	1-1	100.0%	—	—
Oct. 3	West Virginia	W, 44-24	0-1	0.0%	0-0	—	0-0	—	0-0	—	0-1	0.0%	—	—
Oct. 10	vs. Texas	L, 17-24	1-1	100.0%	0-0	—	0-0	—	0-0	—	1-1	100.0%	—	—
Oct. 17	at Kansas State	W, 55-0	1-2	50.0%	0-0	—	1-1	100.0%	0-0	—	0-1	0.0%	—	—
Oct. 24	Texas Tech	W, 63-27	1-1	100.0%	0-0	—	1-1	100.0%	0-0	—	0-1	0.0%	—	—
Oct. 31	at Kansas	W, 62-7	1-1	100.0%	0-0	—	1-1	100.0%	0-0	—	0-1	0.0%	—	—
Nov. 7	Iowa State	W, 52-16	0-1	0.0%	0-1	0.0%	0-0	—	0-0	—	0-0	—	—	—
Nov. 14	at Baylor	W, 44-34	0-1	0.0%	0-0	—	0-0	—	0-1	0.0%	0-0	—	—	—
Nov. 21	TCU													
Nov. 28	at Oklahoma State													

**TIME OF POSSESSION**

Date	Opponent	Score	Overall	1st Qtr	2nd Qtr	3rd Qtr	4th Qtr
Sept. 5	Akron	W, 41-3	27:12	7:02	6:51	6:23	6:56
Sept. 12	at Tennessee	W, 31-24 (2OT)	32:40	6:32	8:35	6:14	11:19
Sept. 19	Tulsa	W, 52-38	32:23	6:52	5:55	8:39	10:57
Oct. 3	West Virginia	W, 44-24	26:49	5:49	7:11	5:22	8:27
Oct. 10	vs. Texas	L, 17-24	28:05	5:21	8:51	5:29	8:24
Oct. 17	at Kansas State	W, 55-0	34:22	6:24	7:20	7:53	12:45
Oct. 24	Texas Tech	W, 63-27	31:40	6:04	9:26	6:45	9:25
Oct. 31	at Kansas	W, 62-7	33:39	8:12	9:49	7:13	8:25
Nov. 7	Iowa State	W, 52-16	26:28	5:34	7:56	6:40	6:18
Nov. 14	at Baylor	W, 44-34	34:54	7:56	7:47	7:04	12:07
Nov. 21	TCU						
Nov. 28	at Oklahoma State						

OFFENSIVE GAME-BY-GAME

PASSING

#6 Baker Mayfield	Att	Comp	INT	Pct	Yards	TD	Long	Sack	Yds	Effic
Akron	33	23	0	69.7	388	3	76	1	2	198.5
Tennessee	39	19	2	48.7	187	3	29	2	3	104.1
Tulsa	38	32	0	84.2	487	4	61	3	10	226.6
West Virginia	25	14	1	56.0	320	3	71	4	25	195.1
Texas	28	20	0	71.4	211	1	50	6	45	146.5
Kansas State	27	20	0	74.1	282	5	36	3	16	222.9
Texas Tech	22	15	1	68.2	212	2	33	1	3	170.0
Kansas	32	27	0	84.4	383	4	68	2	8	226.2
Iowa State	31	23	0	74.2	342	3	75	4	17	198.8
Baylor	34	24	1	70.6	270	3	39	3	19	160.5
<b>Totals</b>	<b>309</b>	<b>217</b>	<b>5</b>	<b>70.2</b>	<b>3082</b>	<b>31</b>	<b>76</b>	<b>29</b>	<b>148</b>	<b>183.9</b>

#9 Trevor Knight	Att	Comp	INT	Pct	Yards	TD	Long	Sack	Yds	Effic
Akron	9	5	1	55.6	51	0	19	0	0	80.9
Kansas State	4	4	0	100.0	53	0	34	0	0	211.3
Kansas	9	6	0	66.7	62	1	17	1	5	161.2
Iowa State	2	2	0	100.0	63	1	55	0	0	529.6
<b>TOTALS</b>	<b>24</b>	<b>17</b>	<b>1</b>	<b>70.8</b>	<b>229</b>	<b>2</b>	<b>55</b>	<b>1</b>	<b>5</b>	<b>170.1</b>

#14 Cody Thomas	Att	Comp	INT	Pct	Yards	TD	Long	Sack	Yds	Effic
Kansas State	1	1	0	100.0	1	0	1	0	0	108.4
<b>TOTALS</b>	<b>1</b>	<b>1</b>	<b>0</b>	<b>100.0</b>	<b>1</b>	<b>0</b>	<b>1</b>	<b>0</b>	<b>0</b>	<b>108.4</b>

RUSHING

Player	No-Yds/TD	Akron	Tenn	Tulsa	WVU	Texas	KSU	TTU	KU	ISU	BAY	TCU	OSU
Perine, Samaje	168-972/12	11-33/1	23-78/0	22-152/1	16-65/0	10-36/1	11-56/0	23-201/4	11-90/2	13-95/1	28-166/2		
Mixon, Joe	85-526/5	5-27/0	10-38/0	6-28/0	6-43/1	6-24/0	15-73/1	16-154/2	6-44/0	8-88/1	7-7/0		
Mayfield, Baker	110-301/6	6-8/1	14-46/1	13-85/2	11--/0	18--5/0	9-33/0	9-16/0	5-16/0	10-27/1	15-76/1		
Ross, Alex	30-173/1	3-20/0	-	-	-	-	4-10/0	6-23/1	14-103/0	3-17/0	-		
Brooks, Daniel	26-145/0	4-11/0	-	5-23/0	-	2-15/0	11-41/0	DNP	DNP	4-55/0	-		
Knight, Trevor	10-50/1	1-6/0	DNP	DNP	DNP	DNP	2-19/0	2-13/0	5-12/1	-	DNP		
Anderson, Rodney	1-5/0	1-5/0	-	DNP	DNP	DNP	DNP	DNP	DNP	DNP	DNP		
Westbrook, Dede	3--12/0	1--8/0	1--1/0	-	-	1--3/0	-	-	-	-	-		
team	7--17/0	1--2/0	DNP	1--2/0	DNP	-	DNP	1--2/0	-	1--3/0	3--8/0		

RECEIVING

Player	No-Yds/TD	Akron	Tenn	Tulsa	WVU	Texas	KSU	TTU	KU	ISU	BAY	TCU	OSU
Shepard, Sterling	61-1003/9	3-68/0	7-74/2	8-144/0	2-35/1	6-95/0	4-83/2	2-50/0	11-183/1	4-94/1	14-177/2		
Westbrook, Dede	40-612/3	3-40/1	4-54/0	5-81/0	5-107/0	4-25/0	5-85/1	3-58/0	6-83/0	3-60/1	2-19/0		
Neal, Durrone	40-498/3	4-65/0	2-34/0	6-74/0	2-87/1	2-26/0	4-55/0	5-44/1	3-16/1	10-75/0	2-22/0		
Mixon, Joe	24-331/4	3-115/1	2-13/0	6-48/1	-	3-12/0	3-29/1	1-13/0	2-72/1	2-11/0	2-18/0		
Andrews, Mark	16-271/6	4-50/0	-	3-87/2	1-17/1	-	1-3/1	1-13/1	5-46/0	1-55/1	-		
Baxter, Jarvis	14-153/1	5-51/0	1-7/0	1-29/1	-	2-17/0	1-7/0	1-18/0	2-12/0	1-12/0	-		
Flowers, Dimitri	7-125/3	1-4/0	-	-	-	2-14/1	-	-	-	2-81/1	2-26/1		
Quick, Michiah	7-97/0	DNP	-	-	3-69/0	1-22/0	1-4/0	-	1-0/0	-	1-2/0		
Perine, Samaje	11-57/1	2-9/0	3-5/1	1-3/0	1-5/0	-	2-20/0	1-9/0	-	-	1-6/0		
Mead, Jeffery	4-47/1	2-31/1	DNP	1-9/0	-	-	-	1-7/0	-	-	-		
Brooks, Daniel	2-40/0	1-6/0	-	-	-	-	1-34/0	DNP	DNP	-	-		
Bothun, Grant	3-34/0	-	-	-	-	-	1-11/0	-	1-15/0	1-8/0	-		
Knight, Connor	1-17/1	-	-	-	-	-	-	-	1-17/1	-	-		
Miller, A.D.	2-16/0	-	-	1-12/0	-	-	1-4/0	DNP	DNP	DNP	DNP		
Todd, Dallis	1-9/0	-	DNP	-	DNP	DNP	-	-	-	1-9/0	DNP		
Ross, Alex	1-1/0	-	-	-	-	-	1-1/0	-	-	-	-		
Grant, Sam	1-1/1	DNP	DNP	-	-	-	-	-	1-1/1	-	DNP		

PARTICIPATION GAME-BY-GAME

NO.	NAME	GP/GS	AKRON	TENN	TULSA	WVU	UT	KSU	TTU	KU	ISU	BAY	TCU	OSU
1	Alexander, D.	10/10	START	START	START	START	START	START	START	START	START	START	—	—
68	Alvarez, J.	9/7	START	START	START	XXX	XXX	START	START	START	—	START	—	—
24	Anderson, R.	2/-	XXX	XXX	—	—	—	—	—	—	—	—	—	—
81	Andrews, Mark	10/1	XXX	XXX	XXX	XXX	XXX	XXX	XXX	XXX	XXX	START	—	—
27	Austin, Dakota	8/2	XXX	XXX	—	—	XXX	XXX	XXX	START	START	XXX	—	—
1	Baxter, Jarvis	10/4	START	XXX	XXX	XXX	XXX	START	XXX	START	XXX	START	—	—
18	Bolton, Curtis	4/-	XXX	—	—	XXX	XXX	XXX	—	—	—	—	—	—
23	Bond, Devante	6/3	XXX	START	XXX	START	—	—	—	—	START	XXX	—	—
84	Bothun, Grant	10/-	XXX	XXX	XXX	XXX	XXX	XXX	XXX	XXX	XXX	XXX	—	—
34	Brooks, Daniel	8/-	XXX	XXX	XXX	XXX	XXX	XXX	—	—	XXX	XXX	—	—
78	Brown, Orlando	10/10	START	START	START	START	START	START	START	START	START	START	—	—
4	Byrd, Hatari	10/2	START	XXX	START	XXX	XXX	XXX	XXX	XXX	XXX	XXX	—	—
63	Dalton, Alex	7/-	XXX	—	XXX	—	—	XXX	XXX	XXX	XXX	XXX	—	—
52	Danley, Jamal	1/-	XXX	—	—	—	—	—	—	—	—	—	—	—
56	Darlington, Ty	9/9	START	START	—	START	START	START	START	START	START	START	—	—
94	Dimon, Matt	10/10	START	START	START	START	START	START	START	START	START	START	—	—
26	Evans, Jordan	8/8	START	START	START	START	START	START	—	—	START	START	—	—
9	Evans, Tay	8/-	XXX	XXX	XXX	XXX	XXX	XXX	XXX	XXX	—	—	—	—
72	Farniok, Derek	10/4	XXX	XXX	START	START	START	XXX	XXX	XXX	START	XXX	—	—
36	Flowers, D.	10/4	XXX	XXX	START	START	START	XXX	XXX	XXX	START	XXX	—	—
76	Grant, Sam	7/-	—	—	XXX	XXX	XXX	XXX	XXX	XXX	XXX	—	—	—
18	Green, Dahu	7/-	XXX	—	XXX	—	XXX	XXX	XXX	XXX	XXX	—	—	—
14	Green, Marcus	7/-	—	—	XXX	XXX	XXX	XXX	—	XXX	XXX	XXX	—	—
8	Haughton, K.	9/-	XXX	—	XXX	XXX	XXX	XXX	XXX	XXX	XXX	XXX	—	—
39	Hodgson, Nick	10/-	XXX	XXX	XXX	XXX	XXX	XXX	XXX	XXX	XXX	XXX	—	—
42	Horky, Wesley	10/-	XXX	XXX	XXX	XXX	XXX	XXX	XXX	XXX	XXX	XXX	—	—
42	Hunter, Ruben	10/-	XXX	XXX	XXX	XXX	XXX	XXX	XXX	XXX	XXX	XXX	—	—
12	Johnson, W.	8/2	—	XXX	XXX	XXX	—	XXX	START	XXX	XXX	START	—	—
54	Kasitati, Nila	10/10	START	START	START	START	START	START	START	START	START	START	—	—
89	Knight, Connor	10/-	XXX	XXX	XXX	XXX	XXX	XXX	XXX	XXX	XXX	XXX	—	—
9	Knight, Trevor	5/-	XXX	—	—	—	—	XXX	XXX	XXX	XXX	—	—	—
40	Lindley, P.L.	10/3	XXX	XXX	XXX	XXX	START	START	XXX	START	XXX	XXX	—	—
6	Mayfield, Baker	10/10	START	START	START	START	START	START	START	START	START	START	—	—
2	Mbanasor, P.J.	9/2	START	XXX	START	XXX	XXX	XXX	XXX	XXX	XXX	—	—	—
29	McKinney, P.	5/-	XXX	—	—	—	—	XXX	—	XXX	XXX	XXX	—	—
15	Mead, Jeffery	9/-	XXX	—	XXX	XXX	XXX	XXX	XXX	XXX	XXX	XXX	—	—
45	Meier, Carson	10/-	XXX	XXX	XXX	XXX	XXX	XXX	XXX	XXX	XXX	XXX	—	—
13	Miller, A.D.	6/1	XXX	XXX	XXX	XXX	START	XXX	—	—	—	—	—	—
25	Mixon, Joe	10/2	XXX	START	XXX	XXX	XXX	XXX	START	XXX	XXX	XXX	—	—
5	Neal, Durrone	10/8	START	START	START	START	XXX	START	START	START	START	XXX	—	—
31	Okoronkwo, O.	9/-	XXX	XXX	XXX	XXX	XXX	XXX	XXX	XXX	XXX	—	—	—
99	Orso-Bacchus, D	5/-	XXX	XXX	—	—	—	—	XXX	XXX	XXX	—	—	—
98	Overton, M.	6/-	XXX	—	—	—	—	XXX	XXX	XXX	XXX	XXX	—	—
10	Parker, Steven	10/10	START	START	START	START	START	START	START	START	START	START	—	—
32	Perine, Samaje	10/10	START	START	START	START	START	START	START	START	START	START	—	—
16	Quick, Michiah	9/-	—	XXX	XXX	XXX	XXX	XXX	XXX	XXX	XXX	XXX	—	—
95	Roberts, Austin	4/-	XXX	—	—	—	—	XXX	—	XXX	XXX	—	—	—
92	Romar, Matthew	9/9	START	START	START	START	START	—	START	START	START	START	—	—
28	Ross, Alex	10/-	XXX	XXX	XXX	XXX	XXX	XXX	XXX	XXX	XXX	XXX	—	—
75	Samia, Dru	9/6	START	XXX	XXX	XXX	—	START	START	START	START	START	—	—
15	Sanchez, Zack	8/8	START	START	START	START	START	START	START	—	—	START	—	—
43	Seibert, Austin	10/-	XXX	XXX	XXX	XXX	XXX	XXX	XXX	XXX	XXX	XXX	—	—
20	Shannon, Frank	9/2	XXX	—	XXX	XXX	XXX	XXX	START	START	XXX	XXX	—	—
3	Shepard, S.	10/10	START	START	START	START	START	START	START	START	START	START	—	—
17	Smallwood, J.	4/-	—	—	—	—	—	—	XXX	XXX	XXX	XXX	—	—
55	St. John, J.	7/4	XXX	START	START	START	START	—	—	XXX	XXX	—	—	—
19	Striker, Eric	10/10	START	START	START	START	START	START	START	START	START	START	—	—
21	Sunderland, W.	7/-	XXX	XXX	—	—	—	XXX	XXX	XXX	XXX	XXX	—	—
91	Tapper, Charles	10/10	START	START	START	START	START	START	START	START	START	START	—	—
96	Tate, Mitch	2/-	XXX	—	—	—	—	XXX	—	—	—	—	—	—
6	Taylor, Stanvon	4/-	XXX	—	XXX	XXX	—	—	—	—	XXX	—	—	—
13	Thomas, Ahmad	10/10	START	START	START	START	START	START	START	START	START	START	—	—
14	Thomas, Cody	2/-	—	—	—	—	—	XXX	—	XXX	—	—	—	—
7	Thomas, Jordan	9/8	XXX	START	—	START	START	START	START	START	START	START	—	—
19	Todd, Dallis	6/-	XXX	—	XXX	—	—	XXX	XXX	XXX	XXX	—	—	—
44	Uhles, Jaxon	9/-	—	XXX	XXX	XXX	XXX	XXX	XXX	XXX	XXX	XXX	—	—
93	Wade, Jordan	10/1	XXX	XXX	XXX	XXX	XXX	START	XXX	XXX	XXX	XXX	—	—
97	Walker, Charles	10/-	XXX	XXX	XXX	XXX	XXX	XXX	XXX	XXX	XXX	XXX	—	—
87	Ward, DJ	10/-	XXX	XXX	XXX	XXX	XXX	XXX	XXX	XXX	XXX	XXX	—	—
11	Westbrook, Dede	10/10	START	START	START	START	START	START	START	START	START	START	—	—
58	Wren, Erick	3/-	XXX	—	—	—	—	—	—	XXX	XXX	—	—	—

**OKLAHOMA SEASON HIGHS**

Rushes	28	Samaje Perine at Baylor (Nov 14, 2015)
Yards Rushing	201	Samaje Perine vs. Texas Tech (Oct 24, 2015)
TD Rushes	4	Samaje Perine vs. Texas Tech (Oct 24, 2015)
Long Rush	57	Joe Mixon vs. Iowa State (Nov 7, 2015)
Pass attempts	39	Baker Mayfield at Tennessee (Sep 12, 2015)
Pass completions	32	Baker Mayfield vs. Tulsa (Sep 19, 2015)
Yards Passing	487	Baker Mayfield vs. Tulsa (Sep 19, 2015)
TD Passes	5	Baker Mayfield at Kansas State (Oct 17, 2015)
Long Pass	76	Baker Mayfield to Joe Mixon vs. Akron (Sep 05, 2015)
Receptions	14	Sterling Shepard at Baylor (Nov 14, 2015)
Yards Receiving	183	Sterling Shepard at Kansas (Oct 31, 2015)
TD Receptions	2	4x, MR: Sterling Shepard at Baylor (Nov 14, 2015)
Long Reception	76	Joe Mixon vs. Akron (Sep 05, 2015)
Field Goals	3	Austin Seibert vs. West Virginia (Oct 03, 2015)
Long Field Goal	46	Austin Seibert at Kansas (Oct 31, 2015)
Punts	8	Austin Seibert at Tennessee (Sep 12, 2015)
Punting Avg	57.0	Austin Seibert vs. Texas Tech (Oct 24, 2015)
Long Punt	58	Austin Seibert vs. West Virginia (Oct 03, 2015)
Punts inside 20	4	Austin Seibert vs. Texas (Oct 10, 2015)
Long Punt Return	27	Sterling Shepard vs. West Virginia (Oct 03, 2015)
Long Kickoff Return	39	Durron Neal vs. Akron (Sep 05, 2015)
Tackles	15	Hatari Byrd vs. Tulsa (Sep 19, 2015)
Sacks	3.0	Charles Tapper at Kansas (Oct 31, 2015)
Tackles For Loss	3.0	3x, MR: Charles Tapper at Kansas (Oct 31, 2015)
Interceptions	2	2x, MR: Zack Sanchez at Kansas State (Oct 17, 2015)

**OKLAHOMA GAME HIGHS**

Rushes	57	vs. Texas Tech (Oct 24, 2015)
Yards Rushing	405	vs. Texas Tech (Oct 24, 2015)
Yards Per Rush	7.2	vs. Iowa State (Nov 7, 2015)
TD Rushes	7	vs. Texas Tech (Oct 24, 2015)
Pass attempts	42	vs. Akron (Sep 05, 2015)
Pass completions	33	at Kansas (Oct 31, 2015)
Yards Passing	487	vs. Tulsa (Sep 19, 2015)
Yards Per Pass	12.8	2x, MR: vs. West Virginia (Oct 03, 2015)
TD Passes	5	2x, MR: at Kansas (Oct 31, 2015)
Total Plays	87	2x, MR: at Baylor (Nov 14, 2015)
Total Offense	773	vs. Tulsa (Sep 19, 2015)
Yards Per Play	9.5	vs. Iowa State (Nov 7, 2015)
Points	63	vs. Texas Tech (Oct 24, 2015)
Sacks By	7	vs. West Virginia (Oct 03, 2015)
First Downs	39	vs. Tulsa (Sep 19, 2015)
Penalties	12	vs. West Virginia (Oct 03, 2015)
Penalty Yards	134	vs. West Virginia (Oct 03, 2015)
Turnovers	2	6x, MR: at Kansas (Oct 31, 2015)
Interceptions By	4	vs. Texas Tech (Oct 24, 2015)
Punts	8	at Tennessee (Sep 12, 2015)
Punting Avg	57.0	vs. Texas Tech (Oct 24, 2015)
Long Punt	58	vs. West Virginia (Oct 03, 2015)
Punts inside 20	4	vs. Texas (Oct 10, 2015)
Long Punt Return	27	vs. West Virginia (Oct 03, 2015)

**OKLAHOMA'S LONGEST PLAYS**

Rushing	57	Joe Mixon vs. Iowa State (Nov 7, 2015)
Passing	76	Baker Mayfield to Joe Mixon vs. Akron (Sep 5, 2015)
Field Goal	46	Austin Seibert at Kansas (Oct 31, 2015)
Punt	58	Austin Seibert vs. West Virginia (Oct 03, 2015)
Punt Return	27	Sterling Shepherd vs. West Virginia (Oct 03, 2015)
Kickoff Return	39	Durron Neal vs. Akron (Sep 5, 2015)
Interception Return	38	3x, MR: Dakota Austin vs. Iowa State (Nov 7, 2015)
Fumble Return	41	Jordan Evans vs. West Virginia (Oct 03, 2015)

**OPPONENT SEASON HIGHS**

Rushes	31	Zack Langer vs. Tulsa (Sep 19, 2015)
Yards Rushing	161	Zack Langer vs. Tulsa (Sep 19, 2015)
TD Rushes	3	Devin Chafin at Baylor (Nov 14, 2015)
Long Rush	81	D'Onta Freeman vs. Texas (Oct 10, 2015)
Pass attempts	51	2x, MR: Joel Lanning vs. Iowa State (Nov 7, 2015)
Pass completions	34	Dane Evans vs. Tulsa (Sep 19, 2015)
Yards Passing	427	Dane Evans vs. Tulsa (Sep 19, 2015)
TD Passes	4	Dane Evans vs. Tulsa (Sep 19, 2015)
Long Pass	43	Dane Evans to Keyarris Garrett vs. Tulsa (Sep 19, 2015)
Receptions	14	Keyarris Garrett vs. Tulsa (Sep 19, 2015)
Yards Receiving	189	Keyarris Garrett vs. Tulsa (Sep 19, 2015)
TD Receptions	2	Keevan Lucas vs. Tulsa (Sep 19, 2015)
Long Reception	43	Keyarris Garrett vs. Tulsa (Sep 19, 2015)
Field Goals	3	Cole Netten vs. Iowa State (Nov 7, 2015)
Long Field Goal	51	Cole Netten vs. Iowa State (Nov 7, 2015)
Punts	12	Zach Paul vs. Akron (Sep 05, 2015)
Punting Avg	50.0	Trevor Daniel at Tennessee (Sep 12, 2015)
Long Punt	73	Zach Paul vs. Akron (Sep 05, 2015)
Punts inside 20	4	Zach Paul vs. Akron (Sep 05, 2015)
Long Punt Return	6	Gary Jennings vs. West Virginia (Oct 03, 2015)
Long Kickoff Return	58	Ishmael Zamora at Baylor (Nov 14, 2015)
Tackles	21	Jalen Reeves-Maybin, at Tennessee (Sep 12, 2015)
Sacks	2.0	3x, MR: Dorance Armstrong at Kansas (Oct 31, 2015)
Tackles For Loss	3.0	3x, MR: Travon Blanchard at Baylor (Nov 14, 2015)
Interceptions	2	Todd Kelly Jr. at Tennessee (Sep 12, 2015)

**OPPONENT GAME HIGHS**

Rushes	58	vs. Texas (Oct 10, 2015)
Yards Rushing	313	vs. Texas (Oct 10, 2015)
Yards Per Rush	5.4	vs. Texas (Oct 10, 2015)
TD Rushes	3	at Baylor (Nov 14, 2015)
Pass attempts	51	2x, MR: vs. Iowa State (Nov 7, 2015)
Pass completions	34	vs. Tulsa (Sep 19, 2015)
Yards Passing	427	vs. Tulsa (Sep 19, 2015)
Yards Per Pass	9.5	at Baylor (Nov 14, 2015)
TD Passes	4	vs. Tulsa (Sep 19, 2015)
Total Plays	91	vs. Tulsa (Sep 19, 2015)
Total Offense	603	vs. Tulsa (Sep 19, 2015)
Yards Per Play	6.6	vs. Tulsa (Sep 19, 2015)
Points	38	vs. Tulsa (Sep 19, 2015)
Sacks By	6	vs. Texas (Oct 10, 2015)
First Downs	31	vs. Tulsa (Sep 19, 2015)
Penalties	11	vs. West Virginia (Oct 03, 2015)
Penalty Yards	111	vs. West Virginia (Oct 03, 2015)
Turnovers	5	vs. West Virginia (Oct 03, 2015)
Interceptions By	2	at Tennessee (Sep 12, 2015)
Punts	12	vs. Akron (Sep 05, 2015)
Punting Avg	50.0	at Tennessee (Sep 12, 2015)
Long Punt	73	vs. Akron (Sep 05, 2015)
Punts inside 20	4	vs. Akron (Sep 05, 2015)
Long Punt Return	6	vs. West Virginia (Oct 03, 2015)

**OPPONENTS' LONGEST PLAYS**

Rushing	81	D'Onta Freeman vs. Texas (Oct 10, 2015)
Passing	43	Dane Evans to Keyarris Garrett vs. Tulsa (Sep 19, 2015)
Field Goal	51	Cole Netten vs. Iowa State (Nov 7, 2015)
Punt	73	Zach Paul vs. Akron (Sep 5, 2015)
Punt Return	6	Gary Jennings vs. West Virginia (Oct 03, 2015)
Kickoff Return	58	Ishmael Zamora at Baylor (Nov 14, 2015)
Interception Return	45	Justis Nelson vs. Texas Tech (Oct 24, 2015)
Fumble Return	50	Jah'Shawn Johnson vs. Texas Tech (Oct 24, 2015)

**OU'S LONGEST RUSHES**

Date	Opponent	OU Player	Yards
11/7	Iowa State	Joe Mixon	57 (TD)
11/14	Baylor	Samaje Perine	55 (TD)
10/31	Kansas	Alex Ross	54
10/24	Texas Tech	Samaje Perine	48
10/24	Texas Tech	Joe Mixon	45
9/19	Tulsa	Baker Mayfield	39 (TD)
10/31	Kansas	Samaje Perine	36
10/3	West Virginia	Joe Mixon	35 (TD)
11/14	Baylor	Baker Mayfield	34
10/17	Kansas State	Baker Mayfield	28
11/7	Iowa State	Baker Mayfield	24
9/19	Tulsa	Samaje Perine	24
11/7	Iowa State	Daniel Brooks	22
10/31	Kansas	Samaje Perine	22
11/7	Iowa State	Daniel Brooks	21
10/24	Texas Tech	Samaje Perine	21
11/7	Iowa State	Samaje Perine	20
10/24	Texas Tech	Samaje Perine	20
10/24	Texas Tech	Samaje Perine	20
10/17	Kansas State	Daniel Brooks	20
9/19	Tulsa	Samaje Perine	20 (TD)
10/31	Kansas	Joe Mixon	18
9/19	Tulsa	Baker Mayfield	18
11/14	Baylor	Baker Mayfield	17
11/14	Baylor	Baker Mayfield	17
11/7	Iowa State	Baker Mayfield	17 (TD)
10/24	Texas Tech	Joe Mixon	17 (TD)
9/19	Tulsa	Samaje Perine	17
9/19	Tulsa	Samaje Perine	17
11/7	Iowa State	Samaje Perine	16
10/31	Kansas	Samaje Perine	16
10/24	Texas Tech	Joe Mixon	16
10/24	Texas Tech	Joe Mixon	16
9/12	Tennessee	Joe Mixon	16
10/31	Kansas	Baker Mayfield	15
10/24	Texas Tech	Samaje Perine	15
10/17	Kansas State	Trevor Knight	15
10/17	Kansas State	Joe Mixon	15
10/10	Texas	Samaje Perine	15
8/30	Akron	Samaje Perine	15
10/24	Texas Tech	Baker Mayfield	14
10/10	Texas	Daniel Brooks	14
8/30	Akron	Alex Ross	14
11/7	Iowa State	Samaje Perine	13
10/17	Kansas State	Samaje Perine	13
11/14	Baylor	Samaje Perine	12
11/14	Baylor	Samaje Perine	12
11/14	Baylor	Samaje Perine	12
10/31	Kansas	Samaje Perine	12
10/24	Texas Tech	Joe Mixon	12
10/24	Texas Tech	Samaje Perine	12
10/17	Kansas State	Baker Mayfield	12
10/3	West Virginia	Samaje Perine	12
9/19	Tulsa	Samaje Perine	12
11/7	Iowa State	Alex Ross	11
11/7	Iowa State	Samaje Perine	11
10/24	Texas Tech	Joe Mixon	11
10/24	Texas Tech	Joe Mixon	11 (TD)
10/17	Kansas State	Joe Mixon	11
10/17	Kansas State	Joe Mixon	11
9/19	Tulsa	Samaje Perine	11
9/19	Tulsa	Joe Mixon	11
8/30	Akron	Joe Mixon	11
9/12	Tennessee	Samaje Perine	11
11/14	Baylor	Samaje Perine	10
10/24	Texas Tech	Trevor Knight	10
10/24	Texas Tech	Samaje Perine	10 (TD)
10/10	Texas	Joe Mixon	10
10/3	West Virginia	Samaje Perine	10
9/19	Tulsa	Joe Mixon	10
9/12	Tennessee	Samaje Perine	10

**OU'S LONGEST PASS PLAYS**

Date	Opponent	OU Players	Yards
8/30	Akron	Baker Mayfield to Joe Mixon	76 (TD)
11/7	Iowa State	Baker Mayfield to Dimitri Flowers	75 (TD)
11/7	Iowa State	Baker Mayfield to Sterling Shepard	74 (TD)
10/3	West Virginia	Baker Mayfield to Durrone Neal	71 (TD)
10/31	Kansas	Baker Mayfield to Joe Mixon	68 (TD)
9/19	Tulsa	Baker Mayfield to Mark Andrews	61 (TD)
11/7	Iowa State	Trevor Knight to Mark Andrews	55 (TD)
10/10	Texas	Baker Mayfield to Sterling Shepard	50
9/19	Tulsa	Baker Mayfield to Sterling Shepard	44
10/3	West Virginia	Baker Mayfield to Dede Westbrook	42
10/31	Kansas	Baker Mayfield to Sterling Shepard	41
11/14	Baylor	Baker Mayfield to Sterling Shepard	39 (TD)
9/19	Tulsa	Baker Mayfield to Dede Westbrook	39
8/30	Akron	Baker Mayfield to Sterling Shepard	38
10/17	Kansas State	Baker Mayfield to Dede Westbrook	36
10/31	Kansas	Baker Mayfield to Sterling Shepard	35
8/30	Akron	Baker Mayfield to Durrone Neal	35
10/17	Kansas State	Trevor Knight to Daniel Brooks	34
10/3	West Virginia	Baker Mayfield to Michiah Quick	34
10/24	Texas Tech	Baker Mayfield to Sterling Shepard	33
9/19	Tulsa	Baker Mayfield to Jarvis Baxter	29 (TD)
9/12	Tennessee	Baker Mayfield to Durrone Neal	29
8/30	Akron	Baker Mayfield to Dede Westbrook	29 (TD)
10/31	Kansas	Baker Mayfield to Dede Westbrook	28
10/24	Texas Tech	Baker Mayfield to Dede Westbrook	28
10/17	Kansas State	Baker Mayfield to Sterling Shepard	28 (TD)
10/3	West Virginia	Baker Mayfield to Sterling Shepard	28 (TD)
11/7	Iowa State	Baker Mayfield to Dede Westbrook	27 (TD)
9/19	Tulsa	Baker Mayfield to Sterling Shepard	26
8/30	Akron	Baker Mayfield to Joe Mixon	26
10/31	Kansas	Baker Mayfield to Sterling Shepard	23
10/24	Texas Tech	Baker Mayfield to Dede Westbrook	23
10/3	West Virginia	Baker Mayfield to Michiah Quick	23
10/17	Kansas State	Baker Mayfield to Sterling Shepard	22 (TD)
10/17	Kansas State	Baker Mayfield to Sterling Shepard	22
10/10	Texas	Baker Mayfield to Michiah Quick	22
9/19	Tulsa	Baker Mayfield to Durrone Neal	22
10/31	Kansas	Baker Mayfield to Sterling Shepard	20
10/17	Kansas State	Baker Mayfield to Durrone Neal	20
10/17	Kansas State	Baker Mayfield to Dede Westbrook	20
8/30	Akron	Baker Mayfield to Jeffery Mead	20

9/5/15 • Gaylord Family – Oklahoma Memorial Stadium (85,370) • Norman, Okla.		
	<b>AKRON</b>	3
	<b>#19 OKLAHOMA</b>	41

**NORMAN** – Baker Mayfield passed for 388 yards and three touchdowns and ran for a score in three quarters, while running back Joe Mixon had 142 yards from scrimmage.  
 The Sooners got receiving touchdowns from Dede Westbrook, Mixon and Jeffery Mead and another rushing touchdown from Samaje Perine.  
 The OU defense held the Zips to 226 yards of total offense and forced them into three-and-outs on eight of their 16 possessions.

<b>Score by Quarters</b>	<b>1</b>	<b>2</b>	<b>3</b>	<b>4</b>	<b>Score</b>	
Akron	0	3	0	0	–	3
Oklahoma	3	14	21	3	–	41

Record: (0-1)  
Record: (1-0)

**Scoring Summary:**  
 1st 03:58 OU – Seibert, Austin 35 yd field goal, 5-54 1:00, AKRON 0 - OU 3  
 2nd 05:32 OU – Perine, Samaje 2 yd run (Seibert, A. kick), 11-60 4:12, AKRON 0 - OU 10  
 02:21 OU – Westbrook, Dede 29 yd pass from Mayfield, Baker (Seibert, A. kick), 4-80 1:08, AKRON 0 - OU 17  
 00:06 AKRON – Stein, Robert 26 yd field goal, 7-22 1:12, AKRON 3 - OU 17  
 3rd 11:56 OU – Mixon, Joe 76 yd pass from Mayfield, Baker (Seibert, Austin kick), 1-76 0:14, AKRON 3 - OU 24  
 07:11 OU – Mead, Jeffery 11 yd pass from Mayfield, Baker (Seibert, Austin kick), 9-80 3:38, AKRON 3 - OU 31  
 02:36 OU – Mayfield, Baker 2 yd run (Seibert, A. kick), 9-93 2:31, AKRON 3 - OU 38  
 4th 10:29 OU – Seibert, Austin 41 yd field goal, 4-2 0:50, AKRON 3 - OU 41

	<b>UA</b>	<b>OU</b>
FIRST DOWNS	10	26
RUSHES-YARDS (NET)	44-138	33-100
PASSING YDS (NET)	88	439
Passes Att-Comp-Int	26-6-0	42-28-1
TOTAL OFFENSE PLAYS-YARDS	70-226	75-539
Fumble Returns-Yards	0-0	0-0
Punt Returns-Yards	1-0	5-32
Kickoff Returns-Yards	2-28	2-43
Interception Returns-Yards	1-0	0-0
Punts (Number-Avg)	12-46.4	6-49.7
Fumbles-Lost	1-1	1-1
Penalties-Yards	9-62	9-90
Possession Time	32:48	27:12
Third-Down Conversions	4 of 19	4 of 13
Fourth-Down Conversions	0 of 0	1 of 1
Red-Zone Scores-Chances	1-2	4-5
Sacks By: Number-Yards	1-2	2-7

**RUSHING: Akron** – Chapman, TraVon 14-48; Hundley, Conor 8-36; Woodson, Thomas 3-30; Alexander, Donnell 7-16; Lawrence, Hakeem 6-11; Edwards, Van 1-4; Davis, Imani 1-4; Cooper, Richie 1-0; Means, Michael 1-minus 4; Pohl, Kyle 2-minus 7. **Oklahoma** – Perine, Samaje 11-33; Mixon, Joe 5-27; Ross, Alex 3-20; Brooks, Daniel 4-11; Mayfield, Baker 6-8; Knight, Trevor 1-6; Anderson, Rodney 1-5; team 1-minus 2; Westbrook, Dede 1-minus 8.

**PASSING: Akron** – Pohl, Kyle 6-17-0-88; Chapman, TraVon 0-8-0-0; Woodson, Thomas 0-1-0-0. **Oklahoma** – Mayfield, Baker 23-33-0-388; Knight, Trevor 5-9-1-51.


**RECEIVING: Akron** – Lane, Jerome 3-57; Means, Michael 1-13; Williams, Newman 1-12; Davis, Imani 1-6. **Oklahoma** – Baxter, Jarvis 5-51; Neal, Durrone 4-65; Andrews, Mark 4-50; Mixon, Joe 3-115; Shepard, Sterling 3-68; Westbrook, Dede 3-40; Mead, Jeffery 2-31; Perine, Samaje 2-9; Brooks, Daniel 1-6; Flowers, Dimitri 1-4.

**INTERCEPTIONS: Akron** – Scott, DeAndre 1-0. **Oklahoma** – None.

**FUMBLES: Akron** – Means, Michael 1-1. **Oklahoma** – Shepard, Sterling 1-1.

**SACKS: Akron** – Brown, Jatavis 1-2. **Oklahoma** – Walker, Charles 1-5; Alexander, Dominique 1-2.

**TACKLES (UA-A): Akron** – Evans, Dylan 8-5; Givens, Kris 6-1; Brown, Jatavis 3-4; Monroe, Darryl 3-4; Cheek, Bryce 5-1; George, Jordan 4-2; Guiser, Zach 3-1; Marcus, Jamal 3-1; Grice, Cody 1-2; Pittman, SeVon 2-0; Hope, Larry 2-0; Venckus-Cucchiarra, Daumantas 1-1; Coe, Rodney 0-2; Horner, Alfonso 0-2; Senter, John 1-0; Buddenberg, Michael 1-0; Morrow, Cory 1-0; Gilbert, Ulysees 1-0; Paul, Zach 1-0; Davis, Imani 0-1; Rachal, John 0-1; Pratt, Andrew 0-1; Brown, Kyron 0-1. **Oklahoma** – Alexander, Dominique 5-5; Thomas, Jordan 4-1; Evans, Jordan 2-3; Byrd, Hatari 1-4; Striker, Eric 1-4; Shannon, Frank 0-5; Bond, Devante 3-1; Walker, Charles 3-0; Lindley, P.L. 1-2; Dimon, Matt 1-2; Okoronwko, Ogbonnia 0-3; Sanchez, Zack 0-3; Thomas, Ahmad 2-0; Tapper, Charles 2-0; Wade, Jordan 1-1; Evans, Tay 1-1; Ward, DJ 1-1; Taylor, Stanvon 0-2; Anderson, Rodney 1-0; McKinney, Prentice 1-0; Overton, Marquise 1-0; Romar, Matthew 0-1; Parker, Steven 0-1; Houghton, Kahlil 0-1; Horky, Wesley 0-1.

9/12/15 • Neyland Stadium (102,455) • Knoxville, Tenn.		
	<b>#19 OKLAHOMA</b>	31
	<b>#23 TENNESSEE (2OT)</b>	24

**KNOXVILLE, Tenn.** – Baker Mayfield threw an 18-yard touchdown pass to Sterling Shepard in double overtime and No. 19 Oklahoma rallied from a 17-point deficit in a 31-24 victory at No. 23 Tennessee.

Zack Sanchez clinched OU's victory by picking off a Joshua Dobbs pass in Tennessee's second overtime possession. Oklahoma held the Vols scoreless in the second half while limiting Tennessee to just 68 total yards.  
 OU did not score a touchdown on any of its first 11 possessions, but reached the end zone in each of its last four. The crowd of 102,455 was the largest to ever witness a Sooners game.

<b>Score by Quarters</b>	<b>1</b>	<b>2</b>	<b>3</b>	<b>4</b>	<b>OT</b>	<b>2OT</b>	<b>Score</b>	
Tennessee	10	7	0	0	7	0	–	24
Oklahoma	0	3	0	14	7	7	–	31

Record: (1-1)  
Record: (2-0)

**Scoring Summary:**  
 1st 09:51 TENN – Medley, A. 19 yd field goal, 11-50 3:10, OU 0-TENN 3  
 01:56 TENN – Malone, J. 9 yd pass from Dobbs, J. (Medley, A. kick), 8-51 3:01, OU 0-TENN 10  
 2nd 12:14 TENN – Dobbs, J. 4 yd run (Medley, A. kick), 4-55 1:18, OU 0-TENN 17  
 04:56 OU – Seibert, Austin 35 yd field goal, 9-56 2:47, OU 3-TENN 17  
 4th 08:20 OU – Perine, Samaje 2 yd pass from Mayfield, Baker (Seibert, Austin kick), 14-80 5:53, OU 10-TENN 17  
 00:40 OU – Shepard, S. 5 yd pass from Mayfield, Baker (Seibert, Austin kick), 13-60 5:26, OU 17-TENN 17  
 OT 15:00 TENN – Hurd, J. 8 yd run (Medley, A. kick), 5-25 0:00, OU 17-TENN 24  
 15:00 OU – Mayfield, Baker 1 yd run (Seibert, Austin kick), 5-25 0:00, OU 24-TENN 24  
 15:00 OU – Shepard, S. 18 yd pass from Mayfield, Baker (Seibert, Austin kick), 3-25 0:00, OU 31-TENN 24

	<b>OU</b>	<b>UT</b>
FIRST DOWNS	20	19
RUSHES-YARDS (NET)	48-161	45-129
PASSING YDS (NET)	187	125
Passes Att-Comp-Int	39-19-2	31-13-1
TOTAL OFFENSE PLAYS-YARDS	87-348	76-254
Fumble Returns-Yards	0-0	0-0
Punt Returns-Yards	4-40	2-3
Kickoff Returns-Yards	1-15	3-74
Interception Returns-Yards	1-5	2-5
Punts (Number-Avg)	8-43.4	9-50.0
Fumbles-Lost	1-0	2-0
Penalties-Yards	9-67	10-80
Possession Time	32:40	27:20
Third-Down Conversions	9 of 20	6 of 18
Fourth-Down Conversions	1 of 2	0 of 0
Red-Zone Scores-Chances	5-5	4-4
Sacks By: Number-Yards	3-30	2-3

**RUSHING: Oklahoma** – Perine, Samaje 23-78; Mayfield, Baker 14-46; Mixon, Joe 10-38; Westbrook, Dede 1-minus 1. **Tennessee** – Hurd, J. 24-109; Dobbs, J. 14-12; Howard, A. 1-12; Kamara, A. 4-4; TEAM 1-minus 5; Pearson, V. 1-minus 3.

**PASSING: Oklahoma** – Mayfield, Baker 19-39-2-187. **Tennessee** – Dobbs, J. 13-31-1-125.

**RECEIVING: Oklahoma** – Shepard, S. 7-74; Westbrook, Dede 4-54; Perine, Samaje 3-5; Neal, Durrone 2-34; Mixon, Joe 2-13; Baxter, Jarvis 1-7. **Tennessee** – Smith, J. 4-56; Malone, J. 2-19; Johnson, Jo. 2-18; North, M. 1-9; Howard, A. 1-8; Kamara, A. 1-5; Wolf, Et. 1-5; Jennings, J. 1-5.

**INTERCEPTIONS: Oklahoma** – Sanchez, Zack 1-5. **Tennessee** – Kelly Jr., T. 2-5.

**FUMBLES: Oklahoma** – Westbrook, Dede 1-0. **Tennessee** – Hurd, J. 1-0; Dobbs, J. 1-0.

**TACKLES (UA-A): Oklahoma** – Thomas, Ahmad 7-4; Alexander, D. 4-5; Evans, Jordan 5-2; Sanchez, Zack 4-2; Striker, Eric 3-3; Thomas, Jordan 2-4; Bond, Devante 3-2; Parker, Steven 2-3; Walker, Charles 3-1; Romar, Matthew 2-0; Dimon, Matt 1-1; Tapper, Charles 1-1; Hodgson, Nick 1-0; Anderson, R. 1-0; Brooks, Daniel 1-0; Hunter, Ruben 0-1; Evans, Tay 0-1. **Tennessee** – Reeves-Maybin 13-8; Barnett, D. 7-8; Kelly Jr., T. 4-4; Randolph, B. 4-3; Jumper, C. 3-1; Moseley, E. 2-2; Vereen, C. 2-2; Sutton, C. 3-0; Maggitt, C. 2-1; Williams, O. 1-2; Kirkland Jr., D. 2-0; Weatherd, C. 2-0; McDowell, C. 1-1; McKenzie, K. 1-0; North, M. 1-0; Foreman, M. 0-1; Berry, Ev. 0-1.

9/19/15 • Gaylord Family – Oklahoma Memorial Stadium (85,657) • Norman, Okla.

	<b>TULSA</b>	38
	<b>#16 OKLAHOMA</b>	52

**NORMAN** – In his third start for No. 16 Oklahoma, Baker Mayfield set a school record with 572 total yards, threw four touchdown passes and ran for two more in powering the Sooners over Tulsa 52-38 in a game that totaled 1,376 yards of offense.

Score by Quarters	1	2	3	4	Score	
Tulsa	3	21	7	7	–	38
Oklahoma	17	14	14	7	–	52

Record: (2-1)  
Record: (3-0)

**Scoring Summary:**

1st 12:03 OU – Seibert, Austin 20 yd field goal, 6-59 1:38, TLS 0 - OU 3  
08:04 TLS – Jones, Redford 23 yd field goal, 12-69 3:59, TLS 3 - OU 3  
04:54 OU – Mayfield, Baker 39 yd run (Seibert, Austin kick), 7-81 3:05, TLS 3 - OU 10  
01:18 OU – Mixon, Joe 10 yd pass from Mayfield, Baker (Seibert, Austin kick), 6-49 2:04, TLS 3 - OU 17  
2nd 13:31 OU – Mayfield, Baker 8 yd run (Seibert, Austin kick), 4-50 1:18, TLS 3 - OU 24  
06:20 TLS – Atkinson, Josh 18 yd pass from Evans, Dane (Jones, Redford kick), 11-92 3:59, TLS 10 - OU 24  
03:14 OU – Andrews, Mark 61 yd pass from Mayfield, Baker (Seibert, Austin kick), 3-78 0:49, TLS 10 - OU 31  
00:13 TLS – Lucas, Kevan 28 yd pass from Evans, Dane (Jones, Redford kick), 9-80 1:10, TLS 17 - OU 31  
00:01 TLS – Garrett, Keyarris 43 yd pass from Evans, Dane (Jones, Redford kick), 1-43 0:08, TLS 24 - OU 31  
3rd 06:47 OU – Baxter, Jarvis 29 yd pass from Mayfield, Baker (Seibert, Austin kick), 9-78 3:15, TLS 24 - OU 38  
04:01 TLS – Langer, Zack 1 yd run (Jones, Redford kick), 10-79 2:46, TLS 31 - OU 38  
00:40 OU – Andrews, Mark 17 yd pass from Mayfield, Baker (Seibert, Austin kick), 9-74 3:21, TLS 31 - OU 45  
4th 04:28 OU – Perine, Samaje 20 yd run (Seibert, Austin kick), 9-65 3:57, TLS 31 - OU 52  
03:38 TLS – Lucas, Kevan 40 yd pass from Evans, Dane (Jones, Redford kick), 4-80 0:50, TLS 38 - OU 52

	TU	OU
FIRST DOWNS	31	39
RUSHES-YARDS (NET)	40-176	47-286
PASSING YDS (NET)	427	487
Passes Att-Comp-Int	51-34-0	38-32-0
TOTAL OFFENSE PLAYS-YARDS	91-603	85-773
Fumble Returns-Yards	0-0	0-0
Punt Returns-Yards	0-0	1-18
Kickoff Returns-Yards	4-76	6-91
Interception Returns-Yards	0-0	0-0
Punts (Number-Avg)	7-39.6	2-44.0
Fumbles-Lost	0-0	2-2
Penalties-Yards	8-60	8-85
Possession Time	27:37	32:23
Third-Down Conversions	9 of 19	6 of 11
Fourth-Down Conversions	0 of 1	1 of 2
Red-Zone Scores-Chances	3-4	5-6
Sacks By: Number-Yards	3-10	1-6

**RUSHING: Tulsa** – Langer, Zack 31-161; Brewer, D'Angelo 5-13; Evans, Dane 4-2. **Oklahoma** – Perine, Samaje 22-152; Mayfield, Baker 13-85; Mixon, Joe 6-28; Brooks, Daniel 5-23; team 1-minus 2.

**PASSING: Tulsa** – Evans, Dane 34-51-0-427. **Oklahoma** – Mayfield, Baker 32-38-0-487.

**RECEIVING: Tulsa** – Garrett, Keyarris 14-189; Atkinson, Josh 10-104; Lucas, Kevan 5-84; Langer, Zack 2-20; Floyd, Conner 2-13; Hobbs, Justin 1-17. **Oklahoma** – Shepard, Sterling 8-144; Neal, Durrton 6-74; Mixon, Joe 6-48; Westbrook, Dede 5-81; Andrews, Mark 3-87; Baxter, Jarvis 1-29; Miller, A.D. 1-12; Mead, Jeffery 1-9; Perine, Samaje 1-3.

**INTERCEPTIONS: Tulsa** – None. **Oklahoma** – None.

**FUMBLES: Tulsa** – None. **Oklahoma** – Perine, Samaje 1-1; Mixon, Joe 1-1.

**SACKS: Tulsa** – Martin, Trent 1-0; Hanks, Jake 1-0; Linscott, Matt 1-0. **Oklahoma** – Thomas, Ahmad 0-1; Walker, Charles 0-1.

**TACKLES (UA-A): Tulsa** – Mudoh, Michael 6-10; Linscott, Matt 8-5; Thomas, Kerwin 8-4; Martin, Trent 2-6; Mitchell, Jordan 4-3; Davis, Frankie 2-3; Aisegbu, Zik 3-1; Luetjen, Derrick 1-3; Alexander, Derrick 2-1; Shindelar, Kolton 2-1; Gooden, C.J. 1-2; Umblance, Brodrick 2-0; Brubaker, Jesse 1-1; Minter, Chris 1-1; Hanks, Jake 1-1; Norman, Shawn 1-1; Whitfield, McKinley 1-1; Wilson, Petera 0-2; Quikkel, Tim 1-0; Brady, Jeremy 1-0; Barrow, Will 1-0; Celistan, Johnell 0-1; Masumbuko, Suleiman 0-1. **Oklahoma** – Byrd, Hatari 6-9; Alexander, Dominique 6-7; Evans, Jordan 2-9; Thomas, Ahmad 3-7; Parker, Steven 4-3; Sanchez, Zack 3-2; Mbanasor, P.J. 3-2; Striker, Eric 1-4; Tapper, Charles 2-2; Wade, Jordan 0-4; Walker, Charles 0-4; Green, Marcus 3-0; Dimon, Matt 1-2; Bond, Devante 0-3; Okoronwko, Ogbonna 1-1; Romar, Matthew 1-1; Horky, Wesley 0-1; Lindley, P.L. 0-1.

10/3/15 • Gaylord Family – Oklahoma Memorial Stadium (84,384) • Norman, Okla.

	<b>#23 WEST VIRGINIA</b>	24
	<b>#15 OKLAHOMA</b>	44

**NORMAN** – The Oklahoma defense was in attack mode against West Virginia, picking up seven sacks and five turnovers en route to a 44-24 win. Linebacker Eric Striker led the charge. He had a career-high-tying 12 tackles, including two sacks and three tackles for loss, and forced a fumble in the fourth quarter that Jordan Evans returned 41 yards for a touchdown. Quarterback Baker Mayfield threw for 320 yards and three touchdowns against a WVU defense that entered the game allowing 154.0 passing yards and 0.7 touchdown passes in its first three contests.

Score by Quarters	1	2	3	4	Score	
West Virginia	0	7	17	0	–	24
Oklahoma	7	17	10	–	–	44

Record: (3-1, 0-1)  
Record: (4-0, 1-0)

**Scoring Summary:**

1st 08:45 OU – Andrews, Mark 17 yd pass from Mayfield, Baker (Seibert, Austin kick), 4-74 1:00, WVU 0 - OU 7  
2nd 14:55 WVU – Shell, Rushel 5 yd run (Lambert, Josh kick), 7-86 2:23, WVU 7 - OU 7  
14:04 OU – Shepard, S. 28 yd pass from Mayfield, Baker (Seibert, Austin kick), 4-75 0:51, WVU 7 - OU 14  
09:00 OU – Seibert, Austin 40 yd field goal, 7-18 3:13, WVU 7 - OU 17  
02:16 OU – Mixon, Joe 35 yd run (Seibert, Austin kick), 5-83 2:21, WVU 7 - OU 24  
3rd 09:40 WVU – Durante, Jovon 1 yd pass from Howard, Skyler (Lambert, Josh kick), 15-77 4:16, WVU 14 - OU 24  
06:57 WVU – Lambert, Josh 23 yd field goal, 5-34 2:28, WVU 17 - OU 24  
02:34 OU – Seibert, Austin 25 yd field goal, 4-7 2:04, WVU 17 - OU 27  
00:58 WVU – Howard, Skyler 50 yd run (Lambert, Josh kick), 4-58 1:36, WVU 24 - OU 27  
00:13 OU – Neal, Durrton 71 yd pass from Mayfield, Baker (Seibert, Austin kick), 3-95 0:45, WVU 24 - OU 34  
4th 09:37 OU – Evans, Jordan 41 yd fumble recovery (Seibert, Austin kick), WVU 24 - OU 41  
06:06 OU – Seibert, Austin 44 yd field goal, 4-6 2:15, WVU 24 - OU 44

	WVU	OU
FIRST DOWNS	27	16
RUSHES-YARDS (NET)	53-196	33-107
PASSING YDS (NET)	173	320
Passes Att-Comp-Int	32-17-3	25-14-1
TOTAL OFFENSE PLAYS-YARDS	85-369	58-427
Fumble Returns-Yards	0-0	2-49
Punt Returns-Yards	3-6	2-36
Kickoff Returns-Yards	4-84	2-24
Interception Returns-Yards	1-7	3-94
Punts (Number-Avg)	7-46.6	5-43.4
Fumbles-Lost	2-2	1-1
Penalties-Yards	11-111	12-134
Possession Time	33:11	26:49
Third-Down Conversions	8 of 20	2 of 11
Fourth-Down Conversions	2 of 2	0 of 1
Red-Zone Scores-Chances	3-3	3-4
Sacks By: Number-Yards	4-25	7-56

**RUSHING: West Virginia** – Smallwood, W. 22-111; Shell, Rushel 20-72; Howard, Skyler 11-13. **Oklahoma** – Perine, Samaje 16-65; Mixon, Joe 6-43; Mayfield, Baker 11-minus 1.

**PASSING: West Virginia** – Howard, Skyler 17-32-3-173. **Oklahoma** – Mayfield, Baker 14-25-1-320.

**RECEIVING: West Virginia** – Durante, Jovon 4-44; Thompson, J. 3-46; Gibson, Shelton 3-35; Smallwood, W. 3-8; Mathis, Devonte 2-23; Shorts, Daikiel 2-17. **Oklahoma** – Westbrook, Dede 5-107; Quik, Michiah 3-69; Neal, Durrton 2-87; Shepard, S. 2-35; Andrews, Mark 1-17; Perine, Samaje 1-5.


**INTERCEPTIONS: West Virginia** – Joseph, Karl 1-7. **Oklahoma** – Thomas, Jordan 2-61; Thomas, Ahmad 1-33.

**FUMBLES: West Virginia** – Howard, Skyler 2-2. **Oklahoma** – Westbrook, Dede 1-1.

**SACKS (UA-A): West Virginia** – Kwiatkoski, N. 0-2; Nwachukwu, N. 0-1; Barber, Jared 0-1; Petteway, Shaq 1-0; Joseph, Karl 1-0. **Oklahoma** – Striker, Eric 2-0; Evans, Jordan 1-0; Dimon, Matt 1-0; Sanchez, Zack 0-1; Parker, Steven 1-0; Alexander, D. 0-1; Thomas, Ahmad 1-0.

**TACKLES (UA-A): West Virginia** – Kwiatkoski, N. 2-9; Dillon, KJ 5-2; Barber, Jared 1-5; Worley, Daryl 4-1; Joseph, Karl 3-2; Petteway, Shaq 2-3; Nwachukwu, N. 1-3; Askew-Henry, D. 2-1; Rose, Kyle 2-1; Muldrow, Edward 1-2; Kinsey, E. 0-3; Rumph, Rick 1-0; Molina, Mike 1-0; Howard, Darrien 1-0; Cajuste, Yodny 1-0; Chestnut, T. 1-0; Pankey, Adam 1-0; Preston, Xavier 1-0; Clay, Cody 1-0; Arndt, Justin 1-0; Walters, Sean 1-0; Gibson, Shelton 0-1; Howard, Skyler 0-1.

**Oklahoma** – Striker, Eric 8-4; Evans, Jordan 7-2; Sanchez, Zack 7-1; Thomas, Ahmad 6-2; Alexander, D. 5-3; Tapper, Charles 3-5; Dimon, Matt 4-3; Bond, Devante 4-2; Parker, Steven 2-2; Thomas, Jordan 3-0; Walker, Charles 3-0; Ward, D.J. 2-0; Byrd, Hatari 2-0; Lindley, P.L. 1-0; Evans, Tay 1-0; Neal, Durrton 1-0; Ross, Alex 1-0; Horky, Wesley 0-1; Brooks, Daniel 0-1.

10/10/15 • Cotton Bowl Stadium (91,546) • Dallas, Texas		
	<b>#10 OKLAHOMA</b>	17
	<b>TEXAS</b>	24

**DALLAS** – Texas picked up a win in the AT&T Red River Showdown, knocking off No. 10 Oklahoma 24-17.

Texas jumped out to a quick 14-0 lead in the first quarter with a pair of rushing touchdowns. Baker Mayfield would lead a Sooner comeback and twice had the Sooners within seven points, but came up a touchdown short. Texas outgained the Sooners 313-67 on the ground and turned OU over once to take the victory.

It was just UT's second win against OU in the last six meetings.

Score by Quarters	1	2	3	4	Score	
Oklahoma	0	3	7	7	–	17
Texas	14	0	3	7	–	24
						Record: (4-1, 1-1)
						Record: (2-4, 1-1)

**Scoring Summary:**

1st 07:52 TEXAS – Johnson, Marcus 24 yd pass from Heard, Jerrod (Rose, Nick kick), 8-77  
3:33, OU 0 - TEXAS 7  
05:37 TEXAS – Swoopes, Tyrone 3 yd run (Rose, Nick kick), 7-41 2:07, OU 0 - TEXAS 14  
06:05 OU – Seibert, Austin 21 yd field goal, 12-67 5:03, OU 3 - TEXAS 14  
2nd 08:18 TEXAS – Rose, Nick 27 yd field goal, 15-62 6:42, OU 3 - TEXAS 17  
05:16 OU – Flowers, D. 2 yd pass from Mayfield, Baker (Seibert, Austin kick), 8-87 2:57,  
OU 10 - TEXAS 17  
3rd 13:52 TEXAS – Bluiett, Caleb 2 yd pass from Swoopes, Tyrone (Rose, Nick kick), 5-89  
1:57, OU 10 - TEXAS 24  
08:00 OU – Perine, Samaje 1 yd run (Seibert, Austin kick), 15-75 5:52, OU 17 - TEXAS 24

	OU	UT
FIRST DOWNS	21	20
RUSHES-YARDS (NET)	37-67	58-313
PASSING YDS (NET)	211	55
Passes Att-Comp-Int	28-20-0	12-9-0
TOTAL OFFENSE PLAYS-YARDS	65-278	70-368
Fumble Returns-Yards	0-0	0-0
Punt Returns-Yards	2-9	0-0
Kickoff Returns-Yards	3-81	2-63
Interception Returns-Yards	0-0	0-0
Punts (Number-Avg)	7-39.6	6-41.7
Fumbles-Lost	1-1	0-0
Penalties-Yards	5-45	5-67
Possession Time	28:05	31:55
Third-Down Conversions	3 of 12	9 of 16
Fourth-Down Conversions	1 of 1	0 of 0
Red-Zone Scores-Chances	3-3	3-4
Sacks By: Number-Yards	2-10	6-45

**RUSHING: Oklahoma** – Perine, Samaje 10-36; Mixon, Joe 6-24; Brooks, Daniel 2-15; Westbrook, Dede 1-minus 3; Mayfield, Baker 18-minus 5. **Texas** – Foreman, D'Onta 9-117; Heard, Jerrod 21-115; Gray, Johnathan 22-76; Swoopes, Tyrone 4-14; TEAM 2-minus 9.

**PASSING: Oklahoma** – Mayfield, Baker 20-28-0-211. **Texas** – Heard, Jerrod 8-11-0-53; Swoopes, Tyrone 1-1-0-2.

**RECEIVING: Oklahoma** – Shepard, S. 6-95; Westbrook, Dede 4-25; Mixon, Joe 3-12; Neal, Durrion 2-26; Baxter, Jarvis 2-17; Flowers, D. 2-14; Quick, Michiah 1-22. **Texas** – Johnson, Marcus 4-35; Burt, John 2-5; Hill, Holton 1-9; Beck, Andrew 1-4; Bluiett, Caleb 1-2.

**INTERCEPTIONS: Oklahoma** – None. **Texas** – None.

**FUMBLES: Oklahoma** – Ross, Alex 1-1. **Texas** – None.

**SACKS (UA-A): Oklahoma** – Striker, Eric 2-0. **Texas** – Ford, Poona 1-1; Jefferson, Mali 2-0; Boyette Jr., Pa 1-0; Hughes, Naashon 0-1; Ridgeway, Hassa 1-0.

**TACKLES (UA-A): Oklahoma** – Evans, Jordan 6-5; Alexander, D. 3-5; Parker, Steven 5-2; Romar, Matthew 4-3; Thomas, Ahmad 4-2; Sanchez, Zack 5-0; Byrd, Hatari 4-1; Striker, Eric 3-1; Thomas, Jordan 2-2; Lindley, P.L. 3-0; Tapper, Charles 1-2; Wade, Jordan 1-1; Dimon, Matt 0-2; Walker, Charles 1-0; Hodgson, Nick 1-0; Evans, Tay 1-0; Mbanasor, P.J. 1-0. **Texas** – Hughes, Naashon 4-5; Hill, Holton 7-1; Jinkens, Peter 6-2; Jefferson, Mali 5-1; Davis, Davante 5-1; Bonney, John 3-0; Thomas, Duke 3-0; Ford, Poona 2-1; Hall, Jason 2-1; Boyette Jr., Pa 2-1; Cottrell, Bryce 2-0; Omenihu, Char 2-0; Vaccaro, Kevin 2-0; Wheeler, Anthony 2-0; Jackson, Desmon 2-0; Ridgeway, Hassa 1-1; Haines, Dylan 1-0; Elliott, DeShon 1-0.

10/17/15 • Bill Snyder Family Stadium (52,867) • Manhattan, Kan.		
	<b>#19 OKLAHOMA</b>	55
	<b>KANSAS STATE</b>	0

**MANHATTAN, Kan.** – Oklahoma posted its first shutout of a Big 12 opponent since 2010 and tacked on 55 points of its own to down the Wildcats in Manhattan. The Sooners registered six sacks and three interceptions, including a 38-yard Zack Sanchez pick-six, and allowed just 110 total yards, the third fewest on the road of the Bob Stoops era.

Quarterback Baker Mayfield raced the Sooners out to a quick lead, piling up five first-half touchdown passes to tie Jason White's program record for TD passes in a half. Sterling Shepard grabbed two touchdowns and Joe Mixon added rushing and receiving scores for OU.

The Sooners improved to 6-0 in Manhattan under Bob Stoops, with all six victories by double digits. No other current Big 12 team has more than two wins at KSU in that span.

Score by Quarters	1	2	3	4	Score	
Kansas State	0	0	0	0	–	0
Oklahoma	14	21	13	7	–	55
						Record: (3-3, 0-3)
						Record: (5-1, 2-1)

**Scoring Summary:**

1st 13:56 OU – Shepard, S. 22 yd pass from Mayfield, Baker (Seibert, Austin kick), 5-75  
1:04, OU 7 - KS 0  
08:33 OU – Mixon, Joe 10 yd pass from Mayfield, Baker (Seibert, Austin kick), 2-16 0:27,  
OU 14 - KS 0  
2nd 12:00 OU – Shepard, S. 28 yd pass from Mayfield, Baker (Seibert, Austin kick), 5-80  
1:26, OU 21 - KS 0  
07:29 OU – Andrews, Mark 3 yd pass from Mayfield, Baker (Seibert, Austin kick), 8-58  
2:51, OU 28 - KS 0  
04:59 OU – Westbrook, Dede 4 yd pass from Mayfield, Baker (Seibert, Austin kick), 5-27  
1:39, OU 35 - KS 0  
3rd 14:38 OU – Sanchez, Zack 38 yd interception return (Seibert, Austin kick), , OU 42 - KS 0  
09:27 OU – Seibert, Austin 20 yd field goal, 9-49 3:33, OU 45 - KS 0  
03:28 OU – Seibert, Austin 19 yd field goal, 12-55 4:20, OU 48 - KS 0  
4th 09:44 OU – Mixon, Joe 1 yd run (Seibert, Austin kick), 13-94 5:03, OU 55 - KS 0

	OU	KSU
FIRST DOWNS	30	7
RUSHES-YARDS (NET)	52-232	31-65
PASSING YDS (NET)	336	45
Passes Att-Comp-Int	32-25-0	22-5-3
TOTAL OFFENSE PLAYS-YARDS	84-568	53-110
Fumble Returns-Yards	0-0	0-0
Punt Returns-Yards	0-0	1-0
Kickoff Returns-Yards	0-0	3-39
Interception Returns-Yards	3-62	0-0
Punts (Number-Avg)	2-38.0	8-40.0
Fumbles-Lost	1-0	0-0
Penalties-Yards	3-24	1-5
Possession Time	34:22	25:38
Third-Down Conversions	9 of 15	3 of 14
Fourth-Down Conversions	1 of 2	0 of 0
Red-Zone Scores-Chances	6-6	0-1
Sacks By: Number-Yards	6-31	3-16

**RUSHING: Oklahoma** – Mixon, Joe 15-73; Perine, Samaje 11-56; Brooks, Daniel 11-41; Mayfield, Baker 9-33; Knight, Trevor 2-19; Ross, Alex 4-10. **Kansas State** – Cook, Kody 11-19; Jones, Charles 5-18; Hubener, Joe 9-16; Gronkowski, G. 1-7; Silmon, Justin 3-3; Dimel, Winston 2-2.

**PASSING: Oklahoma** – Mayfield, Baker 20-27-0-282; Knight, Trevor 4-4-0-53; Thomas, Cody 1-1-0-1. **Kansas State** – Hubener, Joe 4-14-2-39; Cook, Kody 1-8-1-6.

**RECEIVING: Oklahoma** – Westbrook, Dede 5-85; Shepard, S. 4-83; Neal, Durrion 4-55; Mixon, Joe 3-29; Perine, Samaje 2-20; Brooks, Daniel 1-34; Bothun, Grant 1-11; Baxter, Jarvis 1-7; Miller, A.D. 1-4; Quick, Michiah 1-4; Andrews, Mark 1-3; Ross, Alex 1-1. **Kansas State** – Cook, Kody 2-38; Davis, Andre 1-6; Klein, Kyle 1-5; Heath, D. 1-minus 4.

**INTERCEPTIONS: Oklahoma** – Sanchez, Zack 2-38; Thomas, Jordan 1-24. **Kansas State** – None.

**FUMBLES: Oklahoma** – Knight, Trevor 1-0. **Kansas State** – None.

**SACKS (UA-A): Oklahoma** – Overton, M. 1-0; Walker, Charles 1-0; Okoronkwo, O. 1-0; Ward, DJ 1-0; Dimon, Matt 1-0; Wade, Jordan 1-0. **Kansas State** – Geary, Will 2-0; Prewett, Kaleb 1-0.

**TACKLES (UA-A): Oklahoma** – Parker, Steven 4-0; Evans, Jordan 4-0; Shannon, Frank 4-0; Okoronkwo, O. 3-0; Striker, Eric 3-0; Dimon, Matt 2-1; Overton, M. 2-0; Johnson, W. 2-0; Walker, Charles 2-0; Thomas, Jordan 2-0; Alexander, D. 2-0; Tapper, Charles 1-1; Thomas, Ahmad 1-0; Ward, DJ 1-0; Sanchez, Zack 1-0; Green, Marcus 1-0; Wade, Jordan 1-0; Lindley, P.L. 1-0. **Kansas State** – Newlan, Sean 14-0; Geary, Will 6-2; Sizelove, Sam 6-2; Davis, Will 5-2; Shelley, Duke 6-0; Prewett, Kaleb 6-0; Wood, Tanner 5-1; Burns, Morgan 3-0; Jackson, Nate 3-0; Moore, C. 2-0; Starks, Donnie 2-0; Bryant, Marquel 1-1; Willis, Jordan 1-1; Adams, Kendall 1-1; Lee, Elijah 1-0; Kupersmith, J. 1-0; Cook, Kody 1-0.



10/24/15 • Gaylord Family – Oklahoma Memorial Stadium (85,312) • Norman, Okla.

10/31/15 • Memorial Stadium (26,677) • Lawrence, Kan.

	<b>TEXAS TECH</b>	27
	<b>#17 OKLAHOMA</b>	63

	<b>#14 OKLAHOMA</b>	62
	<b>KANSAS</b>	7

**NORMAN** – The Oklahoma defense held a Texas Tech team that entered the day ranked second nationally in total offense and passing offense to just 436 total yards and 253 yards passing, both season lows for TTU. OU recorded four interceptions (its most since 2003) and sacked Patrick Mahomes four times while giving up just 27 points (Tech came in averaging 49.4).

The Sooner ground game was firing on all cylinders the entire day. Samaje Perine (201) and Joe Mixon (154) combined for 355 rushing yards and six rushing touchdowns to lead a Sooner offense that scored at least two TDs in every quarter.

Playing against his former school, quarterback Baker Mayfield was 15-for-22 through the air for 212 yards and two scores.

Score by Quarters	1	2	3	4	Score	Record
Texas Tech	3	14	10	0	27	Record: (5-3, 2-3)
Oklahoma	14	14	21	14	63	Record: (6-1, 3-1)

**Scoring Summary:**

- 1st 08:18 OU – Mixon, Joe 11 yd run (Seibert, Austin kick), 8-62 2:34, TTU 0 - OU 7  
06:39 OU – Perine, Samaje 3 yd run (Seibert, Austin kick), 1-3 0:08, TTU 0 - OU 14  
01:42 TTU – Hatfield, C. 34 yd field goal, 14-59 4:57, TTU 3 - OU 14
- 2nd 13:27 OU – Mixon, Joe 17 yd run (Seibert, Austin kick), 9-76 3:15, TTU 3 - OU 21  
09:32 TTU – Davis, Reginald 6 yd pass from Mahomes, P. (Hatfield, C. kick), 4-29 1:22, TTU 10 - OU 21  
07:05 TTU – Washington, De. 13 yd run (Hatfield, C. kick), 4-32 1:16, TTU 17 - OU 21  
03:31 OU – Perine, Samaje 10 yd run (Seibert, Austin kick), 8-75 3:34, TTU 17 - OU 28
- 3rd 14:14 OU – Andrews, Mark 13 yd pass from Mayfield, Baker (Seibert, Austin kick), 4-75 0:46, TTU 17 - OU 35  
09:16 TTU – Hatfield, C. 28 yd field goal, 11-63 4:58, TTU 20 - OU 35  
07:04 OU – Perine, Samaje 6 yd run (Seibert, Austin kick), 6-75 2:12, TTU 20 - OU 42  
04:50 TTU – Mahomes, P. 1 yd run (Hatfield, C. kick), 9-62 2:14, TTU 27 - OU 42  
01:03 OU – Neal, Durrion 15 yd pass from Mayfield, Baker (Seibert, Austin kick), 9-65 3:47, TTU 27 - OU 49
- 4th 08:18 OU – Perine, Samaje 2 yd run (Seibert, Austin kick), 9-54 4:53, TTU 27 - OU 56  
02:26 OU – Ross, Alex 9 yd run (Seibert, Austin kick), 8-36 4:32, TTU 27 - OU 63

	TTU	OU
FIRST DOWNS	28	35
RUSHES-YARDS (NET)	40-172	57-405
PASSING YDS (NET)	253	212
Passes Att-Comp-Int	45-29-4	22-15-1
TOTAL OFFENSE PLAYS-YARDS	85-425	79-617
Fumble Returns-Yards	1-50	0-0
Punt Returns-Yards	0-0	0-0
Kickoff Returns-Yards	7-163	1-22
Interception Returns-Yards	1-45	4-33
Punts (Number-Avg)	3-49.3	1-57.0
Fumbles-Lost	0-0	2-1
Penalties-Yards	7-68	3-34
Possession Time	28:20	31:40
Third-Down Conversions	12 of 18	10 of 13
Fourth-Down Conversions	0 of 1	1 of 1
Red-Zone Scores-Chances	5-6	9-10
Sacks By: Number-Yards	1-3	4-25

**RUSHING: Texas Tech** – Washington, De. 19-94; Mahomes, P. 15-58; Stockton, J. 6-31.  
**Oklahoma** – Perine, Samaje 23-201; Mixon, Joe 16-154; Ross, Alex 6-23; Mayfield, Baker 9-16; Knight, Trevor 2-13; team 1-minus 2.

**PASSING: Texas Tech** – Mahomes, P. 26-40-4-233; Webb, Davis 3-5-0-20. **Oklahoma** – Mayfield, Baker 15-22-1-212.

**RECEIVING: Texas Tech** – Grant, Jakeem 7-55; Davis, Reginald 7-52; Sadler, Ian 3-40; Lauderdale, D. 3-29; Coutee, Keke 2-27; Pearson, Brad 2-26; Brown, Tony 2-10; Batson, Cameron 2-2; Washington, De. 1-12. **Oklahoma** – Neal, Durrion 5-44; Westbrook, Dede 3-58; Shepard, S. 2-50; Baxter, Jarvis 1-18; Andrews, Mark 1-13; Mixon, Joe 1-13; Perine, Samaje 1-9; Mead, Jeffery 1-7.

**INTERCEPTIONS: Texas Tech** – Nelson, Justis 1-45. **Oklahoma** – Striker, Eric 1-33; Shannon, Frank 1-0; Alexander, D. 1-0; Austin, Dakota 1-0.

**FUMBLES: Texas Tech** – None. **Oklahoma** – Mayfield, Baker 1-0; Baxter, Jarvis 1-1.

**SACKS (UA-A): Texas Tech** – Robertson, Pete 1-0. **Oklahoma** – Walker, Charles 1-1; Striker, Eric 1-1; Alexander, D. 0-1; Dimon, Matt 0-1.

**TACKLES (UA-A): Texas Tech** – Allen, Dakota 3-12; Gaines, J.J. 5-9; Awe, Micah 4-8; Robertson, Pete 5-3; Nelson, Justis 4-3; Bethel, Nigel 6-0; Madison, Tevin 3-3; Johnson, Jah. 1-4; Jenkins, Malik 2-2; Hinton, D'Vonta 1-2; Nguema, Thierry 2-0; Jackson, Bran. 0-2; Mahomes, P. 1-0; Atoe, Sam 0-1; Alston, Deme. 0-1; Woods, Kahlee 0-1; Fehoko, Breiden 0-1. **Oklahoma** – Shannon, Frank 9-4; Austin, Dakota 11-0; Thomas, Ahmad 6-3; Alexander, D. 5-3; Johnson, W. 6-0; Parker, Steven 5-1; Walker, Charles 3-2; Thomas, Jordan 3-1; Wade, Jordan 2-1; Dimon, Matt 1-2; Striker, Eric 1-2; Tapper, Charles 1-2; Evans, Tay 2-0; Mayfield, Baker 2-0; Lindley, P.L. 1-1; Hunter, Ruben 1-0; Romar, Matthew 1-0; Houghton, K. 1-0; Quick, Michiah 1-0; Sunderland, W. 1-0.

**NORMAN** – The Sooners topped the 50-point mark for the third straight game, scoring 62 and piling up 710 yards of total offense against the Jayhawks. Baker Mayfield threw for 331 yards in the first half, 174 of which went to Sterling Shepard, and finished with four touchdown passes. Oklahoma held Kansas to just 216 yards of total offense while registering five sacks and forcing two fumbles. For the first time in the 17-year Bob Stoops era, the Sooners did not punt.

Score by Quarters	1	2	3	4	Score	Record
Oklahoma	21	17	17	7	62	Record: (7-1, 4-1)
Kansas	0	7	0	0	7	Record: (0-8, 0-5)

**Scoring Summary:**

- 1st 09:48 OU – Mixon, Joe 68 yd pass from Mayfield, Baker (Seibert, Austin kick), 2-83 0:26, OU 7 - KU 0  
05:32 OU – Neal, Durrion 11 yd pass from Mayfield, Baker (Seibert, Austin kick), 7-61 2:40, OU 14 - KU 0  
01:51 OU – Shepard, S. 4 yd pass from Mayfield, Baker (Seibert, Austin kick), 7-70 2:46, OU 21 - KU 0
- 2nd 14:54 KU – Patrick, Tyler 17 yd pass from Willis, Ryan (Bartolotta, Nick kick), 6-29 1:12, OU 21 - KU 7  
09:00 OU – Perine, Samaje 3 yd run (Seibert, Austin kick), 14-75 5:54, OU 28 - KU 7  
02:34 OU – Seibert, Austin 46 yd field goal, 8-68 3:01, OU 31 - KU 7  
00:22 OU – Perine, Samaje 1 yd run (Seibert, Austin kick), 5-80 0:54, OU 38 - KU 7
- 3rd 09:46 OU – Grant, Sam 1 yd pass from Mayfield, Baker (Seibert, Austin kick), 8-67 2:58, OU 45 - KU 7  
08:19 OU – Knight, Trevor 1 yd run (Seibert, Austin kick), 4-19 1:15, OU 52 - KU 7  
02:03 OU – Hodgson, Nick 32 yd field goal, 9-37 3:00, OU 55 - KU 7
- 4th 05:32 OU – Knight, Connor 17 yd pass from Knight, Trevor (Hodgson, Nick kick), 7-49 3:19, OU 62 - KU 7

	OU	KU
FIRST DOWNS	35	15
RUSHES-YARDS (NET)	41-265	36-35
PASSING YDS (NET)	445	181
Passes Att-Comp-Int	41-33-0	34-20-0
TOTAL OFFENSE PLAYS-YARDS	82-710	70-216
Fumble Returns-Yards	0-0	1-13
Punt Returns-Yards	4-23	0-0
Kickoff Returns-Yards	1-27	3-62
Interception Returns-Yards	0-0	0-0
Punts (Number-Avg)	0-0.0	9-42.0
Fumbles-Lost	2-2	2-2
Penalties-Yards	4-40	6-81
Possession Time	33:39	26:21
Third-Down Conversions	6 of 10	7 of 17
Fourth-Down Conversions	1 of 1	0 of 1
Red-Zone Scores-Chances	8-10	1-2
Sacks By: Number-Yards	5-29	3-13

**RUSHING: Oklahoma** – Ross, Alex 14-103; Perine, Samaje 11-90; Mixon, Joe 6-44; Mayfield, Baker 5-16; Knight, Trevor 5-12. **Kansas** – Cox, Taylor 12-30; Mann, De'Andre 11-28; Kinner, Ke'aun 5-4; Team 1-0; Willis, Ryan 7-minus 27.

**PASSING: Oklahoma** – Mayfield, Baker 27-32-0-383; Knight, Trevor 6-9-0-62. **Kansas** – Willis, Ryan 20-34-0-181.

**RECEIVING: Oklahoma** – Shepard, S. 11-183; Westbrook, Dede 6-83; Andrews, Mark 5-46; Neal, Durrion 3-16; Mixon, Joe 2-72; Baxter, Jarvis 2-12; Knight, Connor 1-17; Bothun, Grant 1-15; Grant, Sam 1-1; Quick, Michiah 1-0. **Kansas** – Patrick, Tyler 5-46; Sims, Steven 4-30; Barbel, Shakiem 3-43; Parmalee, Tre' 3-23; Booker, Jeremiah 2-20; Cox, Taylor 1-8; Kinner, Ke'aun 1-7; Crawley, Darius 1-4.

**INTERCEPTIONS: Oklahoma** – None. **Kansas** – None.

**FUMBLES: Oklahoma** – Ross, Alex 1-1; Shepard, S. 1-1. **Kansas** – Willis, Ryan 1-1; Mann, De'Andre 1-1.

**SACKS (UA-A): Oklahoma** – Tapper, Charles 3-0; Okoronkwo, O. 1-0; Lindley, P.L. 0-1; Houghton, K. 0-1. **Kansas** – Armstrong, D. 2-0; Graham, Chevy 1-0.

**TACKLES (UA-A): Oklahoma** – Alexander, D. 8-3; Shannon, Frank 7-2; Austin, Dakota 5-0; Thomas, Jordan 4-0; Tapper, Charles 4-0; Dimon, Matt 3-1; Thomas, Ahmad 1-2; Wade, Jordan 2-0; Walker, Charles 2-0; Parker, Steven 2-0; Lindley, P.L. 1-1; Houghton, K. 1-1; Sunderland, W. 1-1; Striker, Eric 1-0; Byrd, Hatari 1-0; Hunter, Ruben 1-0; Orso-Bacchus, D. 1-0; Hodgson, Nick 1-0; Green, Marcus 1-0; Okoronkwo, O. 1-0; Samia, Dru 1-0; McKinney, P. 0-1; Romar, Matthew 0-1. **Kansas** – Smithson, Fish 8-2; Shaw, Tevin 7-2; Dineen, Joe 7-2; Bates, Bazie 6-2; Armstrong, D. 6-0; Ogletree, Marnez 4-1; Glatczak, M. 3-2; Graham, Chevy 3-0; Miller, Tyrone 2-1; Watson, Kyrion 2-1; Ogbebor, Osaze 2-0; Stewart, Brandon 2-0; Wise, Daniel 2-0; Goodman, Ben 1-1; Roberts, M. 1-1; Williams, D.J. 0-2; Neal, Derrick 1-0; Zunica, Michael 1-0; Spencer, Colin 1-0; Wyman, Matthew 0-1; Schadler, Ryan 0-1; Olobia, Anthony 0-1.

11/7/15 • Gaylord Family – Oklahoma Memorial Stadium (85,595) • Norman, Okla.

11/14/15 • McLane Stadium (49,875) • Waco, Texas



<b>IOWA STATE</b>	16
<b>#14 OKLAHOMA</b>	52



<b>#12 OKLAHOMA</b>	44
<b>#4 BAYLOR</b>	34

**NORMAN** – Oklahoma’s offense was explosive in scoring 52 points against an Iowa State defense that shut out Texas the week before. OU posted four scoring plays of longer than 30 yards and surpassed 600 yards of total offense (684) for the third straight game. The Sooners averaged 9.5 yards per play to Iowa State’s 4.2.

Baker Mayfield threw for 342 yards and three touchdowns (two TDs went for 75 and 74 yards) while rushing for 27 yards and a score. Sterling Shepard totaled 95 receiving yards and a touchdown to top the 3,000-yard mark for his career.

Score by Quarters	1	2	3	4	Score
Oklahoma	21	0	17	14	– 52
Iowa State	3	6	0	7	– 16

Record: (8-1, 5-1)  
Record: (3-6, 2-4)

**Scoring Summary:**

- 1st 10:46 ISU – Netten, Cole 43 yd field goal, 10-50 4:14, ISU 3 - OU 0
- 10:33 OU – Flowers, D. 75 yd pass from Mayfield, Baker (Seibert, Austin kick), 1-75 0:13, ISU 3 - OU 7
- 05:53 OU – Westbrook, Dede 27 yd pass from Mayfield, Baker (Seibert, Austin kick), 1-27 0:06, ISU 3 - OU 14
- 03:33 OU – Mayfield, Baker 17 yd run (Seibert, Austin kick), 5-40 1:01, ISU 3 - OU 21
- 2nd 11:35 ISU – Netten, Cole 45 yd field goal, 6-32 1:31, ISU 6 - OU 21
- 01:14 ISU – Netten, Cole 51 yd field goal, 5-20 0:29, ISU 9 - OU 21
- 11:07 OU – Seibert, Austin 37 yd field goal, 12-59 3:53, ISU 9 - OU 24
- 3rd 07:03 OU – Perine, Samaje 8 yd run (Seibert, Austin kick), 8-82 2:17, ISU 9 - OU 31
- 01:05 OU – Shepard, S. 74 yd pass from Mayfield, Baker (Seibert, Austin kick), 2-94 0:30, ISU 9 - OU 38
- 4th 11:19 OU – Mixon, Joe 57 yd run (Seibert, Austin kick), 3-70 0:58, ISU 9 - OU 45
- 08:51 OU – Andrews, Mark 55 yd pass from Knight, Trevor (Seibert, Austin kick), 1-55 0:12, ISU 9 - OU 52
- 05:08 ISU – Montgomery, D. 13 yd pass from Lanning, Joel (Netten, Cole kick), 13-78 3:43, ISU 16 - OU 52

	ISU	OU
FIRST DOWNS	22	28
RUSHES-YARDS (NET)	38-114	39-279
PASSING YDS (NET)	260	405
Passes Att-Comp-Int	51-26-1	33-25-0
TOTAL OFFENSE PLAYS-YARDS	89-374	72-684
Fumble Returns-Yards	0-0	0-0
Punt Returns-Yards	1-0	2-6
Kickoff Returns-Yards	5-89	4-65
Interception Returns-Yards	0-0	1-38
Punts (Number-Avg)	7-36.3	3-39.3
Fumbles-Lost	0-0	2-1
Penalties-Yards	5-23	2-10
Possession Time	33:32	26:28
Third-Down Conversions	6 of 21	4 of 10
Fourth-Down Conversions	1 of 4	0 of 1
Red-Zone Scores-Chances	1-2	3-4

**RUSHING: Iowa State** – Warren, Mike 18-43; Thomas, Joshua 8-39; Lanning, Joel 11-37; Ryan, Trevor 1-minus 5. **Oklahoma** – Perine, Samaje 13-95; Mixon, Joe 8-88; Brooks, Daniel 4-55; Mayfield, Baker 10-27; Ross, Alex 3-17; team 1-minus 3.

**PASSING: Iowa State** – Lanning, Joel 26-51-1-260. **Oklahoma** – Mayfield, Baker 23-31-0-342; Knight, Trevor 2-2-0-63.

**RECEIVING: Iowa State** – Lazard, Allen 8-101; Bundrage, Q. 3-35; Warren, Mike 3-30; Montgomery, D. 3-26; Epps, Carson 3-19; Wesley, Juan 2-20; Ryan, Trevor 2-15; Daley, Dondre 1-8; Boesen, Ben 1-6. **Oklahoma** – Neal, Durrone 10-75; Shepard, S. 4-94; Westbrook, Dede 3-60; Flowers, D. 2-81; Mixon, Joe 2-11; Andrews, Mark 1-55; Baxter, Jarvis 1-12; Todd, Dallis 1-9; Bothun, Grant 1-8.

**INTERCEPTIONS: Iowa State** – None. **Oklahoma** – Austin, Dakota 1-38.

**FUMBLES: Iowa State** – None. **Oklahoma** – Perine, Samaje 1-1; Mayfield, Baker 1-0.

**SACKS (UA-A): Iowa State** – Peters, Levi 1-0; Pierson, Dale 1-0; Harris, Jordan 0-1; Tucker, Demond 0-1; Waggoner, J.D. 1-0. **Oklahoma** – Tapper, Charles 2-0; Striker, Eric 1-0; Walker, Charles 1-0.

**TACKLES (UA-A): Iowa State** – Peavy, Brian 3-6; Floyd, Quijuan 5-3; Peters, Levi 4-3; Northrup, R. 2-5; Seeley, Kane 2-5; Harvey, Willie 1-6; Mills, Brian 3-3; Tribune, Nigel 4-1; Harris, Jordan 1-4; Wiltz, Jomal 0-5; Waggoner, J.D. 2-2; Knott, Luke 1-1; Richardson, SE 1-1; Pierson, Dale 1-1; Thomas, Jh. 1-1; Tucker, Demond 0-2; Jahlas, Josh 1-0; Ryan, Trevor 0-1; Harger, M. 0-1; Jones, Jarnor 0-1; Opara, Oscar 0-1; Montgomery, D. 0-1; Warren, Mike 0-1; Spreen, Jack 0-1. **Oklahoma** – Thomas, Ahmad 7-3; Austin, Dakota 7-2; Alexander, D. 5-2; Evans, Jordan 3-4; Walker, Charles 3-2; Tapper, Charles 4-0; Striker, Eric 3-1; Parker, Steven 3-1; Romar, Matthew 3-1; Green, Marcus 2-1; Wade, Jordan 2-0; Bond, Devante 2-0; Thomas, Jordan 1-1; Shannon, Frank 1-1; Johnson, W. 0-2; Dimon, Matt 0-2; Mbanason, P.J. 1-0; Haughton, K. 1-0; Overton, M. 1-0; Quick, Michiah 1-0; Smallwood, J. 1-0; Ward, DJ 1-0; Hunter, Ruben 0-1; Flowers, D. 0-1; Byrd, Hatari 0-1.

**WACO, Texas** – Baker Mayfield was 24 for 34 passing for 270 yards and three touchdowns and added 76 rushing yards and another score to lead the Sooners to their fifth straight win. The OU victory also ended Baylor’s 20-game home winning streak and was the Bears’ first loss of the year. Sterling Shepard caught a season-high 14 passes (one shy of his own school record) for 177 yards and two TDs, and Samaje Perine ran for 166 yards (5.9 average) and two scores.

OU held Baylor (8-1, 5-1) to 416 yards, which was 250 below the Bears’ season average entering the game (666). The Sooners limited BU receiver Corey Coleman to three catches for 51 yards, both season lows, and no TDs. Coleman was averaging a Big 12-leading 147.2 receiving yards entering the night, and had scored in every game.

Score by Quarters	1	2	3	4	Score
Oklahoma	7	13	14	10	– 44
Baylor	6	7	14	7	– 34

Record: (9-1, 6-1)  
Record: (8-1, 5-1)

**Scoring Summary:**

- 1st 10:26 BU – Chafin, Devin 5 yd run (Edmiston, Cole rush failed), 9-80 2:39, OU 0 - BU 6
- 06:38 OU – Perine, Samaje 6 yd run (Seibert, Austin kick), 11-65 3:48, OU 7 - BU 6
- 2nd 08:53 OU – Shepard, S. 39 yd pass from Mayfield, Baker (Seibert, Austin kick failed), 8-80 2:57, OU 13 - BU 6
- 02:58 BU – Chafin, Devin 3 yd run (Callahan, Chris kick), 10-42 3:26, OU 13 - BU 13
- 00:28 OU – Mayfield, Baker 2 yd run (Seibert, Austin kick), 8-71 2:30, OU 20 - BU 13
- 3rd 12:28 BU – Chafin, Devin 6 yd run (Callahan, Chris kick), 9-75 2:32, OU 20 - BU 20
- 09:52 OU – Shepard, S. 7 yd pass from Mayfield, Baker (Seibert, Austin kick), 8-74 2:36, OU 27 - BU 20
- 08:53 OU – Perine, Samaje 55 yd run (Seibert, Austin kick), 1-55 0:10, OU 34 - BU 20
- 02:49 BU – McGowan, LaQuan 5 yd pass from Stidham, Jarrett (Callahan, Chris kick), 7-6 1:58, OU 34 - BU 27
- 4th 14:47 OU – Seibert, Austin 33 yd field goal, 5-12 1:12, OU 37 - BU 27
- 10:29 BU – Lee, Jay 17 yd pass from Stidham, Jarrett (Callahan, Chris kick), 3-44 0:32, OU 37 - BU 34
- 04:47 OU – Flowers, D. 7 yd pass from Mayfield, Baker (Seibert, Austin kick), 10-78 5:42, OU 44 - BU 34

	OU	BU
FIRST DOWNS	28	18
RUSHES-YARDS (NET)	53-241	44-159
PASSING YDS (NET)	270	257
Passes Att-Comp-Int	34-24-1	27-16-2
TOTAL OFFENSE PLAYS-YARDS	87-511	71-416
Fumble Returns-Yards	0-0	0-0
Punt Returns-Yards	0-0	2--2
Kickoff Returns-Yards	2-44	4-111
Interception Returns-Yards	2-17	1-3
Punts (Number-Avg)	5-41.8	6-40.0
Fumbles-Lost	2-0	1-1
Penalties-Yards	8-83	6-66
Possession Time	34:54	25:06
Third-Down Conversions	9 of 17	8 of 15
Fourth-Down Conversions	0 of 1	1 of 1
Red-Zone Scores-Chances	5-5	5-5
Sacks By: Number-Yards	2-14	3-19

**RUSHING: Oklahoma** – Perine, Samaje 28-166; Mayfield, Baker 15-76; Mixon, Joe 7-7; team 3-minus 8. **Baylor** – Linwood, Shock 21-103; Chafin, Devin 13-49; Stidham, Jarrett 10-7.

**PASSING: Oklahoma** – Mayfield, Baker 24-34-1-270. **Baylor** – Stidham, Jarrett 16-27-2-257.

**RECEIVING: Oklahoma** – Shepard, S. 14-177; Flowers, D. 2-26; Neal, Durrone 2-22; Westbrook, Dede 2-19; Mixon, Joe 2-18; Perine, Samaje 1-6; Quick, Michiah 1-2. **Baylor** – Cannon, KD 5-77; Lee, Jay 3-59; Coleman, Corey 3-51; Linwood, Shock 2-4; Penning, Gus 1-39; Hall, Davion 1-22; McGowan, LaQuan 1-5.

**INTERCEPTIONS: Oklahoma** – Sanchez, Zack 1-17; Thomas, Ahmad 1-0. **Baylor** – Blanchard, T. 1-3.

**FUMBLES: Oklahoma** – Mayfield, Baker 2-0. **Baylor** – Chafin, Devin 1-1.

**SACKS (UA-A): Oklahoma** – Tapper, Charles 1-0; Romar, Matthew 1-0. **Baylor** – Blanchard, T. 1-0; Nance, Brian 1-0; Oakman, Shawn 0-1; Billings, Andrew 0-1.

**TACKLES (UA-A): Oklahoma** – Evans, Jordan 6-3; Bond, Devante 4-4; Alexander, D. 4-3; Sanchez, Zack 6-0; Tapper, Charles 4-2; Parker, Steven 5-0; Striker, Eric 3-2; Thomas, Ahmad 4-0; Thomas, Jordan 3-1; Wade, Jordan 2-0; Romar, Matthew 2-0; Ward, DJ 1-1; Walker, Charles 1-1; Johnson, W. 1-0; Dimon, Matt 1-0; Brooks, Daniel 1-0; Haughton, K. 0-1; Shannon, Frank 0-1; Lindley, P.L. 0-1. **Baylor** – Blanchard, T. 13-1; Young, Taylor 9-2; Waz, Chance 5-1; Sells, Taion 5-1; Palmer, Jamal 4-1; Billings, Andrew 3-2; Campbell, Grant 3-2; Stewart, Orion 3-1; Oakman, Shawn 2-2; Smith, K.J. 2-2; Singleton, T. 3-0; Howard, Xavien 3-0; Burt, Terrell 2-1; Edwards, Aivion 1-2; Blackshear, Beau 1-0; Bristow, Lee 1-0; Reid, Ryan 1-0; Lee, Jay 1-0; Nance, Brian 1-0.

# BIG 12/NCAA RANKINGS (Through Games of Nov. 14)

## INDIVIDUAL

Category	Player	Stat	Big 12 Rank	NCAA Rank
Rushing Yards	Samaje Perine	972	6	32
Rushing Yards/Game	Samaje Perine	97.2	6	32
Rushing Yards/Carry	Samaje Perine	5.79	4	40
Rushing TDs	Samaje Perine	12	1	15
Pass Yards	Baker Mayfield	3,082	4	14
Pass Yards/Game	Baker Mayfield	308.2	4	15
Pass Yards/Completion	Baker Mayfield	14.20	5	16
Pass Yards/Attempt	Baker Mayfield	9.97	2	2
Pass Efficiency	Baker Mayfield	183.9	2	2
Completion Pct.	Baker Mayfield	70.2	1	3
Completions/Game	Baker Mayfield	21.7	4	23
Passing TDs	Baker Mayfield	31	1	4
Receptions/Game	Sterling Shepard	6.1	4	30
	Durron Neal	4.0	7	120
	Dede Westbrook	4.0	7	120
Receiving Yards	Sterling Shepard	1,003	4	14
	Dede Westbrook	612	9	83
Receiving Yards/Game	Sterling Shepard	100.3	3	13
Receiving TDs	Sterling Shepard	9	3	11
	Mark Andrews	6	8	48
Total Offense	Baker Mayfield	338.3	4	10
All Purpose Yards	Sterling Shepard	115.0	8	62
Points Responsible For	Baker Mayfield	222	3	5
Points Responsible For/Game	Baker Mayfield	22.2	3	5
Scoring/Game	Austin Seibert	9.7	3	17
	Samaje Perine	7.8	9	66
Scoring (TDs)	Samaje Perine	7.8	3	N/A
Scoring (Kick)	Austin Seibert	9.7	2	N/A
Punt Return Avg.	Sterling Shepard	8.6	4	35
Kick Return Avg.	Alex Ross	18.0	8	103
Punting Avg.	Austin Seibert	43.3	2	36
Field Goals/Game	Austin Seibert	1.30	4	49
Field Goal Pct.	Austin Seibert	81.3	3	30
PAT Pct.	Austin Seibert	98.3	4	59
Tackles/Game	Dominique Alexander	8.2	4	68
	Jordan Evans	7.9	6	93
Sacks/Game	Eric Striker	0.75	3	21
	Charles Tapper	0.60	7	49
Tackles for Loss/Game	Eric Striker	1.4	3	21
Passes Defended/Game	Zack Sanchez	1.00	3	97
	Jordan Thomas	0.78	10	—
Interceptions	Zack Sanchez	4	2	17
	Jordan Thomas	3	7	44
Interceptions/Game	Zack Sanchez	0.5	1	8
	Jordan Thomas	0.3	6	45
Fumbles Forced/Game	Charles Tapper	0.30	3	18

## TEAM

Category	Stat	Big 12 Rank	NCAA Rank
Scoring Offense	46.1	3	3
Scoring Defense	19.7	1	25
Total Offense	545.5	4	6
Total Defense	336.1	1	21
Rushing Offense	214.3	4	26
Rushing Defense	149.7	1	45
Pass Offense	331.2	5	15
Pass Defense	186.4	1	24
Pass Efficiency	182.67	2	2
Pass Defense Efficiency	104.68	1	12
Kick Return Average	18.73	8	104
Punt Return Average	8.20	5	64
Interceptions	14	3	13
Net Punt Average	42.05	1	3
Kickoff Coverage	21.32	6	73
Field Goal Pct.	82.4	2	23
PAT Pct.	98.3	5	63
Sacks/Game	3.60	1	3
Sacks Allowed/Game	3.00	8	116
Defensive TDs	2	3	30
First Downs/Game	27.8	4	6
First Downs Allowed/Game	19.7	1	53
3rd-Down Conversion Pct.	46.3	4	19
Opp. 3rd-Down Conversion Pct.	40.7	5	84
4th-Down Conversion Pct.	53.8	5	57
Opp. 4th-Down Conversion Pct.	40.0	1	26
Penalty Yards/Game	61.20	6	88
Time of Possession	30:49	4	52
Turnover Margin/Game	0.50	4	27
Red Zone Offense	87.9	5	33
Red Zone Defense	78.8	3	33



# COMPARING BAKER MAYFIELD TO THE LAST 13 QB HEISMAN WINNERS

A look at how Baker Mayfield stacks up against the 13 most recent Heisman Trophy-winning quarterbacks in the years they won (stats through 10 games; Mayfield's ranks among the group are in parentheses).

Player	Year	Team	Games	Comp.	Att.	Pct.	Yds/G	Yds/Att.	Pass TD	Int.	Rating	TD/INT	Rush Yds/G	Rush TD	Total TD
Baker Mayfield	2015	Oklahoma	10	217 (6)	309 (6)	.702 (3)	308.2 (4)	10.0 (T5)	31 (4)	5 (T3)	183.9 (5)	6.2 (5)	30.1 (7)	6 (6)	37 (5)
Marcus Mariota	2014	Oregon	10	186	277	.671	278.0	10.0	29	2	184.6	14.5	52.4	8	38*
Jameis Winston	2013	Florida State	10	185	261	.709	293.8	11.3	28	7	195.5	4.0	14.5	3	31
Johnny Manziel	2012	Texas A&M	10	227	336	.676	278.0	8.3	18	6	151.2	3.0	101.4	15	33
Robert Griffin	2011	Baylor	10	245	336	.729	357.2	10.6	33	5	191.7	6.6	55.0	5	38
Cam Newton	2010	Auburn	10	123	183	.672	189.0	10.3	19	5	182.8	3.8	114.6	15	35*
Sam Bradford	2008	Oklahoma	10	224	330	.679	340.6	10.3	38	6	188.9	6.3	2.4	4	42
Tim Tebow	2007	Florida	10	173	255	.678	253.2	9.9	23	5	177.1	4.6	71.8	19	42
Troy Smith	2006	Ohio State	10	158	237	.667	200.6	8.5	22	3	165.9	7.3	20.6	1	23
Matt Leinart	2004	USC	10	203	309	.657	234.8	7.6	23	5	150.6	4.6	-1.6	3	26
Jason White	2003	Oklahoma	10	195	294	.663	274.5	9.3	32	6	176.6	5.3	-2.8	1	33
Carson Palmer	2002	USC	10	237	380	.624	296.0	7.8	24	8	144.4	3.0	-14.2	4	28
Eric Crouch	2001	Nebraska	10	89	154	.578	125.2	8.1	7	6	133.3	1.2	84.7	15	23*
Chris Weinke	2000	Florida State	10	220	351	.627	349.0	9.9	25	7	165.7	3.6	-9.4	1	26

\*Includes one receiving TD