



OKLAHOMA FOOTBALL

7 NATIONAL CHAMPIONSHIPS ♦ 28 BOWL CHAMPIONSHIPS ♦ 44 CONFERENCE CHAMPIONSHIPS ♦ 8 BIG 12 CHAMPIONSHIPS ♦ 35 10-WIN SEASONS
154 FIRST-TEAM ALL-AMERICANS ♦ 468 FIRST-TEAM ALL-CONFERENCE SELECTIONS ♦ 5 HEISMAN TROPHY WINNERS ♦ 65 NATIONAL AWARD WINNERS

SERIES HISTORY:

OverallOU leads 21-3
In WacoOU leads 10-2
Since Big 12OU leads 16-3
Last MeetingBU 48-14 (11/8/14 in Norman)

TELEVISION: ABC

Play-by-Play Chris Fowler
Analyst Kirk Herbstreit
Reporter Heather Cox

NATIONAL RADIO: ESPN

Play-by-Play Bill Rosinski
Analyst David Norrie
Reporter Joe Schad

RADIO: SOONER SPORTS NETWORK

FLAGSHIPS KOMA 1520 AM & KRXX 107.7 FM
SIRIUS 119; XM 199
ONLINE: SoonerSports.com

Play-by-Play Toby Rowland
Analyst Merv Johnson
Sideline Reporter Chris Plank
Sideline Analyst Ted Lehman

TV PRE/POSTGAME: FSSW/OKLAHOMA

"Sooner Sports Gameday" 10 a.m. CT
"Sooner Sports Overtime" Sunday morning
.....(after game on SoonerSports.tv for subscribers)

ONLINE: SOONERSPORTS.COM

SoonerSports.com offers the most complete and comprehensive postgame coverage of the Sooners anywhere. Visit for game recaps, video highlights, press conferences, stats, photos and more.

SOCIAL MEDIA: #SOONERS

Twitter/Instagram @OU_Football
Facebook Oklahoma Football
Snapchat OU.Football



GAME 10

#12/12/11 OKLAHOMA (8-1, 5-1) AT #6/4/3 BAYLOR (8-0, 5-0)

Saturday, Nov. 14, 2015 ■ 7 p.m. CT ■ Waco, Texas ■ McLane Stadium (45,140)



SOONERS

Head Coach: Bob Stoops
Record at OU: 176-45 (17th Year)
Overall Record: Same
Last Game: Won 52-16 vs. Iowa State



BEARS

Head Coach: Art Briles
Record at BU: 63-34 (8th Year)
Overall Record: 97-62 (13th Season)
Last Game: Won 31-24 at Kansas State

OPENING KICK

► Slotted 12th in this week's College Football Playoff rankings, Oklahoma (8-1, 5-1) goes for its fifth straight win when it travels to take on No. 6 Baylor (8-0, 5-0) on Saturday at 7 p.m. CT in Waco, Texas. The game will be televised nationally by ABC with **Chris Fowler**, **Kirk Herbstreit** and **Heather Cox** announcing.

► ESPN College GameDay will air from Waco on Saturday, marking the 29th time the show will have been on hand for a game involving Oklahoma (only Florida [36 times], Alabama [35], Ohio State [33] and Florida State [31] have been featured more often than OU). The Sooners are 19-9 in such games (.679 winning percentage) is second best among programs with at least 15 College GameDay appearances.

► Oklahoma owns a 21-3 (.875) all-time record against Baylor and is 10-2 vs. the Bears in Waco. In the Big 12 era, the Sooners hold a 16-3 series advantage (8-2 on the road).

► **Bob Stoops** is 13-3 vs. Baylor as OU's coach (the 13 wins are his most against any opponent). The average score in those contests has been 39-20.

► The Sooners are coming off a 52-16 home win over an Iowa State team that shut out Texas the previous week. It was Oklahoma's fourth straight game of more than 50 points. OU outgained the Cyclones by 310 yards. **Baker Mayfield** completed 74 percent of his passes and threw for 342 yards and three touchdowns while running for another score. The Sooners averaged 9.5 yards per play to ISU's 4.2.

► Baylor, No. 6 in the CFP rankings, posted a 31-24 win at Kansas State last week behind 419 passing yards and three touchdowns by freshman quarterback **Jarrett Stidham**. It was the first career start for Stidham, who replaced starter and FBS leader in passing efficiency **Seth Russell** (out for the year with a neck injury).


► OU and Baylor have played five common opponents (Iowa State, Kansas, Kansas State, Texas Tech and West Virginia). The Sooners have outscored those teams 276-74. Baylor has outscored them 267-131.

► OU is 52-27 (.658) against AP Top 25 teams in the 17-year Stoops era. The 52 wins rank as the second most in the country during the span (LSU has 57). OU's last top-5 foe was Alabama in the 2014 Sugar Bowl (won 45-31).

FIVE TOP STORYLINES

► Saturday's game will feature two of the nation's best offenses. Baylor ranks first in the country in scoring (57.4 ppg), total offense (665.6 ypg) and passing efficiency rating (198.90). In the same categories, Oklahoma ranks third (46.3 ppg), sixth (549.3) and second (185.18). The Sooners boast the Big 12's top defense, ranking 16th nationally in points allowed (18.1 ppg) and 23rd in yards allowed (327.2 ypg) to comfortably lead the league in both.

► Oklahoma won the first 20 games it played against Baylor, but the Bears have beaten OU three of the last four years. Over its first six games in Waco under **Bob Stoops** (all wins), OU gave up an average of 11.2 points per



Among quarterbacks still active this season, **Baker Mayfield** leads the nation in passing efficiency with a 186.8 rating (min. of 15 attempts per game). Over the last four contests, he has completed 75.9 percent of his passes for 1,219 yards and 14 touchdowns while throwing just one interception (206.8 rating). Mayfield has accounted for 33 TDs (28 passing) and just four turnovers on the year.

MAYFIELD IN THE RANKINGS

Junior quarterback **Baker Mayfield**, in his first year of competition with the Sooners, ranks near the top of several offensive categories both in the Big 12 and nationally.

Category	Stat	Big 12 Rank	FBS Rank
Completion Percentage	70.2	1st	4th
Passing Efficiency	186.8	2nd	2nd
Pass Yards/Attempt	10.23	2nd	2nd
Pass Yards/Completion	14.57	2nd	10th
Pass TDs/Game	3.11	3rd	6th
Pts. Responsible For/Game	22.0	4th	5th
Total Offense/Game	337.4	4th	9th
Pass Yards/Game	312.4	4th	13th

2015 SCHEDULE



AKRON SEPT. 5 W, 41-3	@TENNESSEE SEPT. 12 W, 31-24 (20T)	TULSA SEPT. 19 W, 52-38	WEST VIRGINIA OCT. 3 W, 44-24	VS. TEXAS OCT. 10 L, 24-17	@K-STATE OCT. 17 W, 55-0	TEXAS TECH OCT. 24 W, 63-27	@KANSAS OCT. 31 W, 62-7	IOWA STATE NOV. 7 W, 52-16	@BAYLOR NOV. 14 7 P.M. CT ABC	TCU NOV. 21	@OKLA. STATE NOV. 28
------------------------------------	---	--------------------------------------	--	---	---------------------------------------	--	--------------------------------------	---	---	-----------------------	--------------------------------

**OU ATHLETICS COMMUNICATIONS
(FOOTBALL CONTACTS)**



MIKE HOUCK
Assistant AD/Strategic Communications
Office: (405) 325-8227
Cell: (405) 249-5892
Email: mhouck@ou.edu



KARL ANDERSON
Assistant Director
Office: (405) 325-8571
Cell: (405) 595-7659
Email: karl.anderson@ou.edu



WES MOODY
Communications Assistant
Office (405) 325-8413
Email: wesmoody@ou.edu

OKLAHOMA QUICK FACTS

HEAD COACH BOB STOOPS

Alma Mater:	Iowa, 1983
Career Record:	176-45 (.796); 17th Year
Record at OU:	Same
Big 12 Record:	109-29 (.790)
Bowl Record:	8-8 (.500)
Big 12 Championships:	8
National Championships:	1 (2000)

ASSISTANT COACHES

	LOCATION
Mike Stoops (Assoc. Head Coach/Def. Coord./OLBs)	PB
Cale Gundy (Asst. Head Coach/Inside Receivers)	PB
Lincoln Riley (Offensive Coordinator/Quarterbacks)	SL
Bill Bedenbaugh (Offensive Line)	SL
Jay Boulware (Special Teams/Running Backs)	SL
Kerry Cooks (Defensive Backs)	SL
Tim Kish (Inside Linebackers)	SL
Diron Reynolds (Defensive Line)	SL
Dennis Simmons (Outside Receivers)	SL

TEAM HISTORY

First Year of Football:	1895 (this is 121st season)
All-Time Record:	858-318-53 (.720)
All-Time Conference Record:	472-151-22 (.749)
All-Time Bowl Record:	28-19-1 (.594)
National Championships (AP):	7
Years:	1950, '55, '56, '74, '75, '85, 2000
Conference Championships:	44
Big 12 Championships:	8
Years:	2000, '02, '04, '06, '07, '08, '10, '12
Undefeated Seasons:	14
10-Plus-Win Seasons:	35 (most in nation)

STADIUM INFORMATION

Name:	Gaylord Family – Oklahoma Memorial Stadium
Field Name:	Owen Field
Capacity:	82,112
Surface:	Natural Grass
First Year:	1923
Record at Stadium:	379-84-15 (.809)

UNIVERSITY INFORMATION

Location:	Norman, Okla.
Founded:	1890
Enrollment:	30,813
Colors:	Crimson and Cream
President:	David L. Boren
Athletics Director:	Joe Castiglione

contest. Over the last two games there (both losses), the Sooners surrendered an average of 43.0 points.

► In the season's first five games, OU averaged 144.2 rushing yards on 3.6 yards per carry. Over the last four outings, the Sooners are averaging 295.2 rushing yards on 6.2 yards per attempt. Meanwhile, OU is allowing only 96.5 rushing yards (2.7 yards per carry) over the last four games.

► OU has racked up more than 600 yards of offense in each of the last three games (617, 710 and 684). It is only the third time in the program's storied history the Sooners have surpassed the 600-yard mark in three consecutive games. The other two times it happened were in 1971 (OU finished No. 2 in AP poll under **Chuck Fairbanks**) and 1956 (won the national championship under **Bud Wilkinson**).

► Oklahoma has outscored its six Big 12 opponents by a combined 293-98 margin (average of 49-16). Over the last four games, OU has outscored K-State (55-0), Texas Tech (63-27), Kansas (62-7) and Iowa State (52-16) by a 232-50 count (58-13 average). It marks the first time OU has scored 50-plus points in four straight games since **Sam Bradford's** Heisman Trophy-winning season of 2008.

SOONER "D"OMINATION

In Big 12 play, Oklahoma ranks No. 1 in almost every defensive category, most of them by a significant margin:

Category	Stat	Rank	Next Best
Total Defense	310.3 ypg	1st	395.2 (UT)
Pass Defense	161.2 ypg	1st	234.7 (UT)
Rush Defense	149.2 ypg	1st	160.5 (UT)
Scoring Defense	16.3 ppg	1st	25.0 (UT)
Pass Efficiency Defense	94.4	1st	120.9 (OSU)
Red Zone Defense	72.2%	1st	78.9% (TCU)
Sacks/Game	4.7	1st	4.3 (UT)
Interceptions/Game	1.8	T1st	1.8 (OSU)

RECAPPING THE WIN OVER IOWA STATE (STATS RECAP ON PAGE 34)

► No. 15/14/13 Oklahoma outgained Iowa State by 310 yards (684 to 374) in posting a 52-16 home win Saturday night. Five of OU's seven touchdown drives took less than a minute, and all seven TDs were scored by a different player. It was OU's 11th win in 11 tries against the Cyclones under **Bob Stoops** (all by double digits).

► Quarterback **Baker Mayfield** completed 74 percent of his passes (23 of 31) for 342 yards and three touchdowns, and ran for 27 yards, including a 17-yard score. Two of his TDs went for 75 yards (to **Dimitri Flowers**) and 74 yards (to **Sterling Shepard**). He has four passing TDs of at least 70 yards on the year, tying the single-season school record.

► The Sooners ran for 279 yards (fourth straight game over 230; 7.2 per carry vs. ISU) behind 95 by **Samaje Perine** and 88 by **Joe Mixon**. Perine averaged 7.3 yards per carry while Mixon averaged 11.0. Each scored a TD (8-yarder by Perine and 57-yarder by Mixon). None of the 28 carries by OU running backs went for a loss.

► **Durron Neal** totaled 75 receiving yards on a career-high 10 catches. Shepard finished with four catches for a team-high 94 yards, while **Dede Westbrook** nabbed three balls for 60 yards and a 27-yard score. Mark Andrews caught a 55-yard TD from backup quarterback **Trevor Knight**.

► Iowa State entered the game averaging 225.0 rushing yards over its previous six contests, but OU held it to 114 yards on 38 carries (3.0 per rush). The Sooners held running back **Mike Warren**, who entered the day averaging a Big 12-high 160.0 yards per league game, to 43 yards on 18 carries (2.4 average).

► **Ahmad Thomas** led OU with 10 tackles and **Dakota Austin** recorded nine stops and his third career interception. **Charles Tapper** registered a pair of sacks, giving him five over the last two games.

SCOUTING BAYLOR

► Baylor (8-0, 5-0 Big 12) enters the weekend at No. 6 in the College Football Playoff rankings. It is coming off a 31-24 road win over Kansas State in a Thursday night contest (Nov. 5). The Bears had their NCAA-record-tying streak of five straight games of at least 60 points snapped (the record was established by Oklahoma in 2008).

► The Bears boast the country's top offense, leading the nation in scoring (57.4 ppg), yards per game (665.6) and passing efficiency (198.90). They also rank fourth in rushing offense (308.9 ypg) and seventh in passing offense (356.8 ypg).

► On the other side of the ball, Baylor ranks second in the Big 12 total defense (388.4), second in passing defense (223.8) and fifth in rushing defense (164.6). It leads the league in turnover margin (+1.4/game).

► Freshman quarterback **Jarrett Stidham** made his first career start last game in place of junior **Seth Russell**, the NCAA leader in passing efficiency (189.7) who was injured against Iowa State on Oct. 24 and will miss the rest of the season. Stidham, who has played in all eight games, completed 23 of 33 pass attempts for 419 yards and three touchdowns at K-State. He has completed 77.0 percent of his passes on the year and has thrown nine TDs without an interception.

► Junior wide receiver **Corey Coleman** leads the country with his 20 touchdown catches (next highest is 14) and 147.3 receiving yards per game. He has caught multiple TD passes in seven of eight contests this season.

► Junior running back **Shock Linwood** leads the Big 12 and ranks 12th nationally with his 130.8 rushing yards per game and third with his 7.8 rushing yards per carry. He has run for nine TDs on the year and has caught another.

► Senior linebacker **Grant Campbell** leads the team and ranks sixth in the Big 12 with his 8.0 tackles per game.

LAST YEAR VS. THE BEARS

► Baylor's first ever win in Norman last year was a big one (48-14) and came at the expense of OU starting quarterback **Trevor Knight**, who was knocked out of the game in the fourth quarter (and missed the next three contests) with a neck injury.

► Knight threw for 146 yards on 12-for-27 passing with two touchdowns and one interception. His passing total pushed him over the 3,000-yard mark for his career. He added 65 yards on the ground on 13 carries.

► **Alex Ross** led OU on the ground with 72 yards on just six carries. Knight was the Sooners' second-leading rusher.

► **Michiah Quick** led the Sooners in receiving with 94 yards on six catches, both career highs, including a career-long 54-yard grab and an eight-yard touchdown. **Durron Neal** chipped in four catches, 41 yards and a TD of his own.

► **Dominique Alexander** paced the Sooner defense with a season-high 18 total tackles, including 1.5 for loss and half a sack. **Ahmad Thomas** also hit double digits in tackles with a career-high 14 takedowns.

► Baylor quarterback **Bryce Petty** logged 387 yards on 32-for-42 passing with one touchdown. **Corey Coleman** led the Bears in receiving with then-career highs of 15 catches for 224 yards (one TD) while **Antwan Goodley** added nine grabs for 92 yards.

2015 TEAM STATS COMPARISON

	OU	BU
Points Per Game	46.3	57.4
Points Allowed/Game	18.1	25.0
First Downs/Game	27.8	30.6
Rushing Yards/Game	211.3	308.9
Opp. Rushing Yards/Game	148.7	164.6
Passing Yards/Game	338.0	356.8
Opp. Passing Yards/Game	178.6	223.8
Total Offense/Game	549.3	665.6
Total Defense/Game	327.2	388.4
INTs Thrown/Opp. INTs Thrown	5/12	6/11
Sacks By/Allowed Per Game	3.8/3.0	2.0/1.1
Turnover Margin	+3	+11
Third Down Offense/Defense	45.3/39.5	48.0/36.4
Red Zone Offense/Defense	86.8/75.0	89.1/86.4
Kickoff Return Average	18.4	21.1
Punt Return Average	8.2	5.7
Penalties/Yards Per Game	6.1/58.8	9.6/86.9
Field Goals	13-16	6-8

2015 NCAA RANKINGS COMPARISON

	OU	BU
Points/Game	3rd	1st
Points Allowed/Game	16th	59th
First Downs/Game	6th	1st
First Downs Allowed/Game	55th	71st
Rushing Yards/Game	24th	4th
Rushing Yards Allowed/Game	49th	64th
Passing Yards/Game	11th	7th
Passing Yards Allowed/Game	16th	66th
Total Offense/Game	6th	1st
Total Defense/Game	23rd	58th
Sacks/Game	2nd	66th
Sacks Allowed/Game	114th	18th
Turnover Margin	38th	3rd
Third Down Offense	22nd	10th
Third Down Defense	76th	53rd
Red Zone Offense	40th	26th
Red Zone Defense	16th	87th
Kickoff Return Average	107th	71st
Punt Return Average	67th	98th

2015 BIG 12 STANDINGS

	BIG 12	OVERALL
Oklahoma State	6-0	9-0
Baylor	5-0	8-0
Oklahoma	5-1	8-1
TCU	5-1	8-1
Texas	3-3	4-5
Iowa State	2-4	3-6
Texas Tech	2-5	5-5
West Virginia	1-4	4-4
Kansas State	0-5	3-5
Kansas	0-6	0-9

WEEK 11 BIG 12 SCHEDULE (AP Rankings Used)

Kansas at #13 TCU, 11 a.m. CT (FS1)
Texas at West Virginia, 11 a.m. CT (ESPNU)
Kansas State at Texas Tech, 2:30 p.m. CT (FS1)
#5 Oklahoma State at Iowa State, 2:30 p.m. CT (ESPN)
#12 Oklahoma at #4 Baylor, 7 p.m. CT (ABC)

Shock Linwood paced Baylor on the ground, totaling 87 yards and two TDs on 23 carries.

► The Bears outgained the Sooners 544 yards to 319, including 396 yards to 171 through the air. OU edged Baylor in rushing, 171 yards to 148.

SOONERS HAVE FOUND THEIR GROOVE

► Since losing 21-14 to Texas on Oct. 10 in Dallas, the Sooners have absolutely dominated the opposition. Oklahoma has outscored its last four foes by 182 points (an average of 45.5) and has outgained them by an average of 363.5 yards.

► Over the last four games, OU has scored 30 offensive touchdowns and punted only six times. The Sooners went 31 consecutive possessions without a punt (punted on first possession vs. Texas Tech, did not punt at Kansas, punted on fourth possession vs. Iowa State).

► OU has accumulated 35 plays of at least 20 yards over the last four outings. Opponents have gained 20 or more yards just nine times on 297 plays (3 percent) during those contests, with a long of 31 yards.

► OU quarterback **Baker Mayfield** has completed 75.9 percent of his passes over the last four games (average of 304.8 yards; has exited three of the four early) with 14 touchdowns and just one interception.

► Running backs **Samaje Perine** (110.5) and **Joe Mixon** (89.8) are averaging a combined 201.8 rushing yards and have totaled 11 rushing TDs over the last four games. Perine is averaging 7.6 yards a carry during the stretch while Mixon is averaging 8.0.

PASS DEFENSE SIGNIFICANTLY IMPROVED

► After ranking 51st nationally in total defense last season (382.6 yards allowed per game), OU ranks 23rd this season (327.2 ypg). The jump can be traced to the Sooners' dramatic improvement against the pass. Last year they ranked 117th in pass defense (276.2 ypg), but this season rank 16th (178.6 ypg). And that's after facing the nation's then-No. 2 passing attack three weeks ago in Texas Tech (OU held the Red Raiders to 175 yards below their season average in passing yards).

► Oklahoma has held three of its eight opponents to less than 100 passing yards each, four to 125 or fewer passing yards and six to less than 200 passing yards.

► The Sooners' 12 interceptions this year (in four fewer games) are the same number they had all of last season.

► OU has eight interceptions and 19 sacks over the last four games in blowout wins.

MORE DEFENSIVE NOTES

► Out of 127 FBS teams, OU now ranks second in sacks per game (3.8), eighth in pass efficiency defense (100.75), 16th in scoring defense (18.1 ppg), 16th in passing defense (178.6 ypg), 16th in red zone defense (75.0 opponent scoring percentage), 17th in interceptions per game (1.3), 17th in defensive pass completion percentage (.523) and 23rd in total defense (327.2 ypg).

► Over the season's first three games, OU was -4 in turnover margin. Over the last six contests (all in Big 12 play), it is +7.

► Prior to the last two games, senior defensive end **Charles Tapper** had 3.0 sacks (all last year) over a 20-game span going back to the start of last season. The last two weeks he has 5.0 sacks (3.0 at Kansas, 2.0 vs. Iowa State). He also forced two fumbles at KU.

► With 23.0 career sacks (7.5 this season), **Eric Striker** is OU's all-time leader in the category among linebackers (he has 9.0 more than second-place **Rocky Calmus** [1998-01]) and is tied for fifth overall in school history. Striker is tied for second in the Big 12 in sacks this year (0.83/game) and tied for third in tackles for loss (1.4/game). He has 11.0 tackles for loss over the last four outings.

► Sophomore cornerback **Jordan Thomas** and junior counterpart **Zack Sanchez** rank fourth in the Big 12 with three interceptions each. Sanchez, who was injured on the first play three games ago against Texas Tech and hasn't played since, has 11 career interceptions and is tied for the OU career lead with three pick-sixes.

MAYFIELD'S GOT THE NUMBERS

► Junior quarterback **Baker Mayfield** is off to a stellar start in his first year of competition with the Sooners. A former walk-on at Texas Tech (he was named 2013 Big 12 Offensive Freshman of the Year) who transferred to OU as a walk-on, Mayfield ranks second among FBS players in pass efficiency rating (186.8), second in passing yards per attempt (10.23), fifth in points responsible for per game (22.0), sixth in passing TDs per game (3.11), ninth in total offense per game (337.4) and 13th in passing yards per game (312.4). The Maxwell and O'Brien Awards semifinalist has 28 TD passes and just four interceptions.

► Mayfield has thrown for at least one touchdown in all nine games and has passed for at least three scores in seven contests.

COMPARING MAYFIELD TO OU'S HEISMAN-WINNING QBs

Comparing Baker Mayfield's first nine games to Jason White's and Sam Bradford's first nine games in the years they won the Heisman Trophy:

Quarterback	G	Comp-Att	Pct.	Yards	YPG	YPA	Pass TD	Int.	Rating	TDs/Int.	Rush YPG	Rush TD
Baker Mayfield (2015)	9	193-275	70.2	2,812	312.4	10.2	28	4	186.8	7.0	25.0	5
Sam Bradford (2008)	9	202-297	68.0	3,086	342.9	10.4	34	6	189.0	5.7	0.1	3
Jason White (2003)	9	179-276	64.9	2,482	275.8	9.0	27	6	168.3	4.5	-3.4	1

STREAKING SOONERS

Oklahoma was good in its first five games of the season, but has really elevated its play on both sides of the ball the last four outings.

Category	First 5	Last 4
Points/Game	37.0	58.0
Opponent Points/Game	22.6	12.5
Total Yards/Game	473.0	644.8
Opponent Yards/Game	364.0	281.2
Rushing Yards/Game	144.2	295.2
Opponent Rushing Yards/Game	190.4	96.5
Rushing Yards/Carry	3.6	6.2
Opponent Rushing Yards/Carry	4.0	2.7
Sacks/Game	3.0	4.8
Turnovers Forced/Game	1.4	2.5

VASTLY IMPROVED DEFENSE

(National Rankings)

Category	2014 (Final)		2015	
	Rank	Stat	Rank	Stat
Total Defense	51st	382.6	23rd	327.2
Pass Defense	117th	276.2	16th	178.6
Scoring Defense	55th	25.9	16th	18.1
Pass Completion Pct.	44th	56.3	17th	52.3
Pass Effic. Defense	55th	125.6	8th	100.75
Interceptions/Game	59th	0.9	17th	1.3
Sacks/Game	39th	2.5	2nd	3.8
Red Zone Defense	53rd	82.1%	16th	75.0%

2015 HONORS/WATCH LISTS

DOMINIQUE ALEXANDER (JR., LB)

- Butkus Award watch list
- Rotary Lombardi Award watch list
- Nagurski Trophy watch list

TY DARLINGTON (SR., C)

- William V. Campbell Trophy finalist
- Wuerffel Trophy semifinalist
- Rimington Trophy watch list
- Outland Trophy watch list

TREVOR KNIGHT (JR., QB)

- Wuerffel Trophy watch list

BAKER MAYFIELD (JR., QB)

- Big 12 Co-Offensive Player of the Week (9/21)
- Davey O'Brien Quarterback of the Week (9/22)
- Manning Award Quarterback of the Week (9/24)
- Burlsworth Trophy nominee
- Maxwell Award semifinalist
- Davey O'Brien Award semifinalist
- Manning Award watch list

SAMAJE PERINE (SO., RB)

- Big 12 Offensive Player of the Week (10/26)
- Preseason All-Big 12
- Preseason All-America Second Team (Phil Steele)
- Maxwell Award watch list
- Doak Walker Award watch list
- Walter Camp Award watch list
- Earl Campbell Tyler Rose Award watch list

ALEX ROSS (JR., RB/KR)

- Preseason All-Big 12
- Preseason All-America First Team (CBS Sports, Phil Steele, SI.com, Sporting News)
- Paul Hornung Award watch list

ZACK SANCHEZ (JR., CB)

- Big 12 Defensive Player of the Week (9/14 and 10/19)
- Preseason All-Big 12
- Preseason All-America Second Team (SI.com)
- Preseason All-America Third Team (Phil Steele)
- Bednarik Award watch list
- Nagurski Trophy watch list
- Thorpe Award semifinalist

AUSTIN SEIBERT (FR., K/P)

- Big 12 Special Teams Player of the Week (10/5)

STERLING SHEPARD (SR., WR)

- Preseason All-Big 12
- Preseason All-America Fourth Team (Phil Steele)
- Maxwell Award watch list
- Biletnikoff Award watch list

ERIC STRIKER (SR., LB)

- Big 12 Defensive Player of the Week (10/5)
- AutoZone National Defensive Player of the Week (10/6)
- LOTT Impact Player of the Week (10/6)
- Preseason All-Big 12
- Preseason All-America Second Team (CBS Sports, Phil Steele, SI.com, Sporting News)
- Bednarik Award watch list
- Butkus Award watch list
- Rotary Lombardi Award watch list
- Nagurski Trophy watch list

CHARLES TAPPER (SR., DE)

- Big 12 Co-Defensive Player of the Week (11/2)
- Bednarik Award watch list
- Nagurski Trophy watch list

► Mayfield has already tied the school single-season record for most touchdown passes of at least 70 yards with four. He threw two last week (75 and 74).

► Mayfield set the OU record for passing yards in a season opener with 388 (in only three quarters of play) in a 41-3 win over Akron. At No. 23 Tennessee the next game he rallied the Sooners from a 17-0 deficit with touchdowns on their last four possessions in a 31-24 double-overtime win. Against Tulsa the following week, Mayfield set the OU single-game record for total offense (572 yards; the most by an FBS player this year) and tied the school record by accounting for six touchdowns (four passing). His 487 passing yards in the game stand as the fourth most in OU history, and his 226.6 pass efficiency rating was the highest by a Sooner with more than 30 attempts in a game. Four games ago at Kansas State, Mayfield tied the school record for TD passes in a half with five in the first 30 minutes as OU took a 35-0 lead to the locker room. And two weeks ago at Kansas, he threw for 332 yards in the first half, the second most in a half in school history.

SHEPARD CLIMBING RECEIVING CHARTS

► Senior receiver **Sterling Shepard** is rapidly ascending several OU career charts. A 2014 first-team All-Big 12 selection by the league's coaches, Shepard ranks third in career receiving yards (3,020) and in career 100-yard receiving games (10), and ranks fifth in career receptions (194) and in career TD receptions (22).

► Shepard leads the team this season in receptions (47), receiving yards per game (91.8) and touchdowns (7). He has five TDs in OU's three true road games (two at Tennessee, two at Kansas State and one at Kansas). His TDs against the Volunteers came with 40 seconds left in the fourth quarter and in double overtime. He added a 28-yard TD catch vs. West Virginia and a 74-yard score against Iowa State.

► Shepard boasts three of the top-10 single-game receiving yardage totals in school history. His 215 yards at TCU last year rank second, his 197 yards vs. Kansas State last season rank fifth, and his 183 yards at Kansas two weeks ago rank ninth.

► Last year, Shepard totaled 911 receiving yards in OU's first seven games (130.1 average) before getting hurt on OU's first play from scrimmage at Iowa State. He missed the next game and was limited the rest of the season after returning.

► Shepard, who shares the OU single-game record with 15 catches (last year vs. Kansas State), wears the same jersey number (3) as his late father, Derrick, who was also a Sooner receiver (1983-86).

PERINE ACHIEVES REMARKABLE FEAT

► Only six Sooners during the 17-year **Bob Stoops** era have rushed for 2,000 career yards, and current sophomore **Samaje Perine** did it faster than any of the other five. He reached the mark six games ago against West Virginia in only 326 career carries, faster than current NFL stars **DeMarco Murray** (342) and **Adrian Peterson** (365). For his career, Perine is averaging a stout 6.4 yards per rush.

► Over the first five games this season, Perine averaged 70.0 rushing yards per outing. Over the last three he is averaging 128.7.

► Last year, Perine became the first freshman in Big 12 history to lead the league in rushing, averaging 131.8 yards per game. That average ranked him eighth nationally.

► The 1,713 net rushing yards for Perine were sixth most by a freshman in FBS history and second most in Big 12 and OU freshman annals, behind **Adrian Peterson's** 1,925 yards in 2004. Perine's total was fifth highest in a season in OU annals.

► Against Kansas last year (11/22/14), Perine, who bench presses 440 pounds, amassed an FBS-record 427 rushing yards and five touchdowns on 34 carries. The record still stands.

SENSATIONAL SEIBERT

► **Austin Seibert** is the only FBS true freshman to handle his team's placekicking and punting duties, and he's been superb through nine games.

► Seibert, from Belleville, Ill., became the first freshman kicker in OU history to make each of his first 10 field goal tries. He is now 12 for 15 on the year and has made all 53 of his extra-point attempts.

► Seibert is the only kicker in the country to have made at least 12 field goals and 53 extra points this year.

► Seibert leads Big 12 kickers and ranks second among all league players with his 9.9 points per game.

► Seibert ranks second in the Big 12 with his 43.5-yard punting average. Nine of his 34 punts have gone 50 yards or more, and 14 have been downed inside the 20-yard line (only two touchbacks).

YOUTH IS SERVED ON O-LINE

► OU entered the year charged with the task of replacing three of five starters from an offensive line unit that led the nation by surrendering only nine sacks in 2014 and that paved the way for a rushing attack that led the Big 12 with 261.2 yards a contest. Gone are LT **Tyrus Thompson** (Minnesota Vikings, 6th round), LG **Adam Shead** and RT **Daryl Williams** (Carolina Panthers, 4th round). Returning starters are senior C **Ty Darlington** and senior RG **Nila Kasitati** (now 22 career starts each).

SHEPARD ON OU'S CAREER CHARTS

RECEPTIONS

Name	No.	Pos.	Years
1. Ryan Broyles	349	WR	2008-11
2. Mark Clayton	221	WR	2001-04
3. Kenny Stills	204	WR	2010-12
4. Juaquin Iglesias	202	WR	2005-08
5. Sterling Shepard	194	WR	2012-

RECEIVING YARDS

Name	No.	Pos.	Years
1. Ryan Broyles	4,586	WR	2008-11
2. Mark Clayton	3,241	WR	2001-04
3. Sterling Shepard	3,020	WR	2012-

TD RECEPTIONS

Name	No.	Pos.	Years
1. Ryan Broyles	45	WR	2008-11
2. Mark Clayton	31	WR	2001-04
3. Jermaine Gresham	26	TE	2006-08
4. Kenny Stills	24	WR	2010-12
5. Sterling Shepard	22	WR	2012-

100-YARD RECEIVING GAMES

Name	No.	Pos.	Years
1. Ryan Broyles	23	WR	2008-11
2. Mark Clayton	15	WR	2001-04
3. Sterling Shepard	10	WR	2012-

OKLAHOMA'S RECORD...

WHEN PLAYING IN

	THIS YEAR	UNDER STOOPS
August	0-0	6-0
September	3-0	49-6
October	4-1	54-16
November	1-0	50-12
December	0-0	12-5
January	0-0	5-6
Total	8-1	176-45

IN BIG 12 PLAY

At home	3-0	55-6
On the road	2-0	44-16
Neutral	0-1	10-7
Total	5-1	109-29

IN NON-CONFERENCE PLAY

At home	2-0	40-2
On the road	1-0	12-4
Neutral (includes bowls)	0-0	15-10
Total	3-0	67-16

VS. RANKED OPPONENTS

At home	1-0	17-4
On the road	1-0	14-9
Neutral (includes postseason)	0-0	21-14
Total	2-0	52-27

IN GAMES

Decided by 3 pts or less	0-0	12-12
Decided by 7 pts or less	1-1	28-21
Decided by 14 points or more	5-0	118-12
Decided by 28 points or more	4-0	77-7
Leading at halftime	7-0	155-10
Leading after 3 quarters	7-0	164-8

WHEN SCORING

Less than 20 points	0-1	10-22
20+ points	8-0	166-23
30+ points	8-0	145-9
40+ points	7-0	94-1
50+ points	5-0	50-0
60+ points	2-0	20-0

WHEN ALLOWING

10 or fewer points	3-0	66-1
20 or fewer points	3-0	114-6
25+ points	2-0	34-32

WITH

400+ yards total offense	7-0	125-14
500+ yards total offense	6-0	70-3
600+ yards total offense	4-0	25-1
Less than 100 yards rush	0-1	27-20
100+ yards rushing	8-0	149-25
200+ yards rushing	5-0	72-2
300+ yards rushing	1-0	22-1
100-yard rusher	3-0	83-8
100-yard rusher/receiver	2-0	34-0
Less than 200 yards pass	1-0	43-14
300+ yards passing	6-0	75-14
400+ yards passing	4-0	23-2
500+ yards passing	0-0	3-0
300-yard passer	5-0	65-11
400-yard passer	1-0	16-2
500-yard passer	0-0	3-0
No turnovers	1-0	39-2

WHEN ALLOWING

less than 200 total yards	1-0	28-1
less than 300 total yards	4-0	97-4
less than 400 total yards	6-1	147-21
400+ yards total offense	2-0	29-24
less than 100 yards rushing	2-0	95-6
100+ yards rushing	6-1	81-39
less than 100 yards passing	2-1	30-2
less than 200 yards passing	5-1	96-10
300+ yards passing	1-0	19-16

- ▶ Three OU linemen made their first career starts in the season opener (two of the three played in their first career games).
- ▶ For the first time in school history, OU started two freshmen at tackle in a season opener. Redshirt freshman **Orlando Brown** started at left tackle and true freshman **Dru Samia** started on the right side. Brown has started every game at left tackle and Samia has started five games (each of the last four).
- ▶ Also making his first career start in the opener was sophomore left guard **Jonathan Alvarez**. Alvarez played in one game last season and that was the opener against Louisiana Tech (saw very limited action in the contest).

RILEY RETURNS TO BIG 12 AS OU'S OFFENSIVE COORDINATOR

▶ **Lincoln Riley** made his OU debut as offensive coordinator and quarterbacks coach vs. Akron, the same day he turned 32. From Muleshoe, Texas, Riley is no stranger to the Big 12, having played quarterback at Texas Tech under **Mike Leach** and then serving seven years on the TTU staff (the Red Raiders played in bowl games all seven years and won five).

- ▶ Riley has OU ranked second nationally in passing efficiency rating (185.18), third in scoring offense (46.3 ppg), sixth in total offense (549.3 yards per game), 11th in passing offense (338.0 yards per game) and 14th in yards per completion (14.4). The Sooners' 773 total yards against Tulsa rank as the fifth most by an FBS team this season and the fourth most in school history.
- ▶ Riley came to Norman with the reputation as one of the brightest young coaches in the college game. He spent the last five seasons at East Carolina, where the Pirates set more than 50 team or individual records with their up-tempo, spread offensive scheme. His five squads own the top five passing seasons in school history and the top four positions for total offense in a season.
- ▶ Last season, ECU ranked third in the nation in passing offense (371.9 yards per game) and fifth in total offense (533.0 ypg).
- ▶ The Pirates set a single-season school record with 6,929 yards of total offense in 2014.

MIKE STOOPS GUIDES DEFENSE

- ▶ Oklahoma associate head coach and defensive coordinator **Mike Stoops** is in his fourth season on the staff after previously guiding the OU 'D' from 1999-03.
- ▶ Last year's Oklahoma defense ranked fourth nationally by allowing only 3.02 yards per carry. It was the lowest opponent average since OU permitted 2.80 yards per rush in 2009.
- ▶ Stoops' defenses have posted eight shutouts, including two in his second stint in Norman.
- ▶ In his first OU stint, four of his five units finished No. 7 or better nationally in scoring defense and in the top 10 for total defense.
- ▶ From 2000-03, Stoops' defenses finished in the top 25 against the pass and versus the rush each year, and in pass efficiency defense and turnovers twice.
- ▶ Stoops is the only coach to have a player win both the Nagurski and Thorpe awards in the same season, and it happened twice (**Roy Williams** in 2001 and **Derrick Strait** in 2003).

SOONERS HAVE DOMINATED BIG 12 ERA

- ▶ Oklahoma's performance in the Big 12 Conference since **Bob Stoops** took over as head coach in 1999 has been nothing short of dominant. The Sooners have won eight Big 12 titles in Stoops' first 16 seasons, with no other program during that span winning more than two.
- ▶ Since the first year of the Big 12 in 1996, OU has claimed eight league titles and is followed by Texas (three), Baylor, Kansas State and Nebraska (two each) and Colorado, Oklahoma State, TCU and Texas A&M (one each).
- ▶ OU owns a league-best 109-29 (.790) record in regular season Big 12 games since the Stoops era began. Texas ranks second with a 100-38 (.725) record during the same span and is followed by TCU (19-14; .576), Kansas State (75-62; .547), Oklahoma State (75-63; .543), Texas Tech (69-70; .496), West Virginia (12-20; .375), Baylor (47-90; .343), Iowa State (41-97; .297) and Kansas (32-106; .232).

COLLEGE FOOTBALL'S BEST

- ▶ During the modern era of college football (since the end of World War II), the Sooners are the nation's No. 1 team with more wins (614) and a better winning percentage (.762) than any other program.
- ▶ OU is the highest-scoring program in college football history with 33,764 points (in 1,229 games). Nebraska ranks second with 32,390 points (in 1,312 games).
- ▶ No program has more all-time 10-win seasons than Oklahoma, which has 35. In addition, OU's 21 seasons with at least 11 wins are the most in college football history.
- ▶ Since **Bob Stoops'** arrival in 1999, OU leads all Power Five conference programs in wins (176) and points scored (8,209).
- ▶ Only Ohio State (105) has been ranked No. 1 in the AP Poll more weeks than Oklahoma (101). OU's 389 weeks in the AP's top five are more than any other school. The AP Poll was introduced in 1936.
- ▶ Only Alabama (9) and Notre Dame (8) have earned more all-time AP national championships than Oklahoma (7).

EXTRA POINTS

- ▶ This year's Sooners have posted the No. 1, No. 3 and No. 5 yardage totals of the 17-year **Bob Stoops** era (773 vs. Tulsa, 710 at Kansas and 684 vs. Iowa State).
- ▶ Oklahoma is 18-14 under Stoops against teams ranked in the AP top 10 and 10-10 versus teams ranked in the AP top five.
- ▶ OU's losses the last two years to Baylor represent the only active losing streak of more than one game for Stoops against another program.
- ▶ Receiver **Mark Andrews** has six TD receptions, tied with **Ryan Broyles** (2008) for OU's single-season freshman record.
- ▶ Oklahoma is 4-2 all-time in overtime games. Under Stoops they are 3-2.

GAYLORD FAMILY OKLAHOMA MEMORIAL STADIUM



OU's \$160 million stadium renovation and modernization project will bowl in the south end of the facility and is slated to be completed in time for the 2016 season.

OKLAHOMA'S PALACE ON THE PRAIRIE

- Gaylord Family – Oklahoma Memorial Stadium is one of America's most recognized college football cathedrals. Situated on the east side of the Norman campus, this historical facility is the largest sports arena in the state and ranks among the 18 largest on-campus facilities in the nation.
- In 1921, University of Oklahoma students started a movement for construction of a student union. By 1925, the idea had grown to include a combined football stadium/student union. In the original architect's drawings, the north end of the proposed structure was strikingly similar to the present Oklahoma Memorial Union, which eventually was constructed separately when head coach and athletics director **Bennie Owen** suggested it would be best to raise funds for a union and a stadium.
- The field is named Owen Field after Owen, who became a charter member of the National Football Hall of Fame. The first game played at the site took place Oct. 20, 1923 (a 63-7 win over Washington, Mo.).
- In 1925, the first contest was played in front of the new stands on the west side of the field. The 16,000-seat Oklahoma Memorial Stadium, named in honor of University personnel who died in World War I, was erected at a cost of approximately \$293,000.
- Expansions increased the stadium's capacity to 32,000 (1929), 55,000 (1949), 61,836 (1957), 71,187 (1975), 75,004 (1980), 72,765 (1998) and its existing figure of 82,112 (2003).
- In July, 1970 the original natural grass surface was removed and artificial turf was installed. That tartan turf was replaced with super turf before the 1981 season. Owen Field returned to grass in 1994.

CURRENT RENOVATION

- The OU Board of Regents approved a proposal from OU Athletics on June 25, 2014, to proceed with the development of plans and projects for a major renovation and modernization of the stadium at an estimated cost of \$160 million. The project will be constructed entirely from Athletics Department-generated capital funds, bond funds and other private sources.
- The first phase of the building project will be completed prior to the 2016 season and will focus on the south end zone. The most visible aspect will result in completing the south end zone seating bowl, a feature that will initially increase seating capacity to more than 84,000 seats.
- The seating bowl will feature an expanded concourse, additional restrooms and concessions, and other amenities. The new structure will feature 22 suites, 60 open-air loge boxes and 1,976 club seats. Club patrons will benefit from two new clubs.
- Among the most unique features of the new south end zone facility will be a pair of open-air fan plazas, one each in the southwest and southeast corners. They will each measure at slightly more than 3,000 square feet each and feature a view directly to the game field.
- The new building will allow for all student-athlete services to be moved to the ground floor. That space will include a new locker room, strength and conditioning room, training room, nutrition center, meeting rooms and the equipment operation. The third floor of the building will house all of the football offices and the team's video department.
- The weight room will nearly triple in size to 26,600 square feet and include a 70-yard indoor turfed speed and agility training area. The athletic training room also will grow substantially to nearly 10,000 square feet.

STADIUM QUICK FACTS

First Game:	Oct. 20, 1923
Result:	OU 63, Washington (Mo.) 7
OU's Stadium Record:	379-84-15 (.809)
Field Name:	Owen Field
Capacity:	82,112
Surface:	Natural Grass

OU'S STADIUM BESTS

INDIVIDUAL

Rushing Yards:	427, Samaje Perine vs. Kansas, 2014
Passing Yards:	500, Landry Jones vs. Okla. State, 2012
Receiving Yards:	208, Ryan Broyles vs. Colorado, 2010
Tackles:	19, Daryl Hunt vs. Vanderbilt, 1977
Interceptions:	3 (three players)
Sacks:	5, Cedric Jones vs. Texas Tech, 1994

TEAM

Rushing Yards:	768 vs. Kansas State, 1988
Passing Yards:	512 vs. Oklahoma State, 2012
Total Yards:	829 vs. Kansas State, 1988
Points:	79 vs. North Texas, 2007
First Downs:	44 vs. Oklahoma State, 2012

THE STOOPS FILE

Years Coached	17th Season
Alma Mater:	Iowa, 1983
Career Record:	176-45 (.796)
Record at OU:	Same
Big 12 Record:	109-29 (.790)
Bowl Record:	8-8 (.500)
Big 12 Championships:	8
National Championships:	1 (2000)
Wife:	Carol
Daughter:	(Mackenzie)
Sons (Twins):	(Drake, Isaac)
Hometown:	Youngstown, Ohio
High School:	Cardinal Mooney, 1978

COACHING HISTORY

1983-84:	Iowa (Graduate Assistant Coach)
1985-87:	Iowa (Volunteer Coach)
1988:	Kent State (Assistant Coach)
1989-90:	Kansas State (Defensive Backs)
1991-95:	Kansas State (Co-Defensive Coordinator)
1996-98:	Florida (Asst. Head Coach, Def. Coord.)
1999-Present:	Oklahoma (Head Coach)

COACHING HONORS

2000 Associated Press National Coach of the Year
2000 Bear Bryant Coach of the Year
2000 Eddie Robinson/FWAA Coach of the Year
2000 Football News Coach of the Year
2000 Woody Hayes National Coach of the Year
2000 Walter Camp National Coach of the Year
2000 George Munger Award (Maxwell FC)
2000 Consensus Big 12 Coach of the Year
2001 Hula Bowl Head Coach
2002 AFCA Region IV Co-Coach of the Year
2003 Bobby Dodd National Coach of the Year
2003 Walter Camp National Coach of the Year
2003 Woody Hayes National Coach of the Year
2003 AFCA Region IV Co-Coach of the Year
2003 Consensus Big 12 Coach of the Year
2006 Consensus Big 12 Coach of the Year
2008 Big 12 Coach of the Year

OU BEFORE AND SINCE STOOPS' ARRIVAL

	BEFORE (1990-98)	SINCE (1999-Present)
Overall Record	54-46-3	176-45
Conference Record	31-33-2	109-29
vs. Ranked Opponents	5-29-2	52-27
Weeks in AP Top 25	51	238
National Titles	0	1
Conference Titles	0	8
BCS Games	0	9
Bowl Games	3	16
National Award Winners	0	25
Heisman Trophy Winners	0	2
First-Team All-Americans	2	34
All-Conference Selections	19	102
Academic All-Conference	24	149
NFL First-Round Picks	1	12
NFL Top-5 Round Picks	12	43
Years in Final AP Top 25	3	14
Years in Final AP Top 10	0	11



BOB STOOPS

17TH SEASON ♦ CAREER RECORD: 176-45 (.796) ♦ 8 BIG 12 CHAMPIONSHIPS
 16 BOWL APPEARANCES ♦ OU'S ALL-TIME WINS LEADER ♦ 2000 NATIONAL TITLE
 ONLY COACH TO WIN A NATIONAL CHAMPIONSHIP AND ALL FOUR BCS BOWL GAMES

WINNING LEGACY

- ▶ Bob Stoops is the winningest coach in Oklahoma history with a 176-45 overall record. He ranks third at OU with his .796 career winning percentage.
- ▶ Won more games in his first 16 years than any college coach.
- ▶ Reached 100 wins in 122 games (tied for ninth fastest all-time pace).
- ▶ Has led the Sooners to a school-record 16 consecutive bowl berths.
- ▶ Since he took over at OU in 1999, has coached Sooners to more wins than any other Power Five program during that time span.
- ▶ Has directed the Sooners to the second highest winning percentage of any Power Five program since 1999, trailing only Ohio State.
- ▶ Is the only coach in the BCS era to win a national championship and every BCS bowl game (Fiesta, Orange, Rose, Sugar).
- ▶ Under his direction, Oklahoma is one of only nine Power Five programs to average 10 wins per year over the last five seasons.
- ▶ Has 12 seasons of 10 or more wins, the most of any FBS coach since 2000.
- ▶ Has led OU to a 51-26 record against AP Top 25 foes since 2000.
- ▶ Owns a 95-8 home record, which included a school-record 39-game winning streak (ninth longest in college football history) and two 19-game strings.
- ▶ The Sooners are a combined 22-11 under Stoops against their two biggest rivals (10-7 against Texas and a 12-4 vs. Oklahoma State).

CONFERENCE SUPREMACY

- ▶ Stoops has coached OU to eight Big 12 championships, more than twice as many as any other school (Texas is next with three).
- ▶ Owns a 58-16 overall mark the last five-plus years and a 37-13 league record, both of which are the best of any Big 12 team during that span.
- ▶ Has guided the Sooners to more wins against AP Top 25 teams than any Big 12 team since 2010. OU is the only program in the conference to own a winning record in such games (16-11).

PLAYER DEVELOPMENT

- ▶ Stoops has produced 34 first-team All-Americans, two AP Players of the Year and 78 NFL Draft picks as OU's head coach.
- ▶ Stoops has coached two Heisman Trophy winners (Jason White in 2003 and Sam Bradford in 2008) and five Heisman finalists.
- ▶ Under his guidance, OU became the first program to produce two players who claimed the Thorpe and Nagurski Awards in the same season (Roy Williams in 2001 and Derrick Strait in 2003).
- ▶ Two different Sooners have claimed the following honors since he took over at OU: Nagurski Award (Roy Williams, Derrick Strait), Thorpe Award (Roy Williams, Derrick Strait) and Butkus Award (Rocky Calmus, Teddy Lehman).
- ▶ At least one of his OU players has earned each one of these accolades: the Bednarik Award, Lombardi Award, Walter Camp Award, Maxwell Award, Untas Award, Outland Trophy, Wuerffel Trophy and the Mosi Tatupu Award.

OU'S CAREER WINS LEADERS

NAME	RECORD	PCT.	YEARS
1. Bob Stoops	176-45	.796	1999-
2. Barry Switzer	157-29-4	.837	1973-88
3. Bud Wilkinson	145-29-4	.826	1947-63
4. Bennie Owen	122-54-16	.677	1905-26
5. Chuck Fairbanks	52-15-1	.772	1967-72

HOME WIN PCT. (POWER 5 SINCE 1999)

SCHOOL	RECORD	PCT.
1. Oklahoma	95-8	.922
2. Ohio State	105-14	.882
3. LSU	100-18	.847
4. TCU	83-15	.847
5. Oregon	92-18	.836

WINS VS. AP TOP 25 (SINCE 2000)

SCHOOL	RECORD	PCT.
1. LSU	56-32	.636
2. Oklahoma	51-26	.662
3. Ohio State	46-22	.676
4. Alabama	46-37	.554
5. USC	44-22	.667

WEEKS RANKED NO. 1 (AP SINCE 2000)

SCHOOL	WEEKS
1. USC	43
2. Alabama	42
3. Ohio State	33
4. Oklahoma	30
Miami (Fla.)	30

STOOPS' YEAR-BY-YEAR HEAD COACHING RECORD

YEAR	SCHOOL	OVERALL	CONFERENCE	FINAL AP RANK	BOWL GAME
1999	Oklahoma	7-5	5-3	RV	Independence (Lost to Mississippi, 27-25)
2000*	Oklahoma	13-0	8-0	1	Orange (Beat Florida State, 13-2)
2001	Oklahoma	11-2	6-2	6	Cotton (Beat Arkansas, 10-3)
2002	Oklahoma	12-2	6-2	5	Rose (Beat Washington State, 34-14)
2003	Oklahoma	12-2	8-0	3	Sugar (Lost to LSU, 21-14)
2004	Oklahoma	12-1	8-0	3	Orange (Lost to USC, 55-19)
2005	Oklahoma	8-4	6-2	22	Holiday (Beat Oregon, 17-14)
2006	Oklahoma	11-3	7-1	11	Fiesta (Lost to Boise State, 43-42 [OT])
2007	Oklahoma	11-3	6-2	8	Fiesta (Lost to West Virginia, 48-28)
2008	Oklahoma	12-2	7-1	5	BCS Championship Game (Lost to Florida, 24-14)
2009	Oklahoma	8-5	5-3	NR	Sun (Beat Stanford, 31-27)
2010	Oklahoma	12-2	6-2	6	Fiesta (Beat UConn, 48-20)
2011	Oklahoma	10-3	6-3	16	Insight (Beat Iowa, 31-14)
2012	Oklahoma	10-3	8-1	15	Cotton (Lost to Texas A&M, 41-13)
2013	Oklahoma	11-2	7-2	6	Sugar (Beat Alabama, 45-31)
2014	Oklahoma	8-5	5-4	RV	Russell Athletic (Lost to Clemson, 40-6)
2015	Oklahoma	8-1	5-1		
Totals	17th Year	176-45	109-29		Bowl Record: 8-8

DEPTH CHART

OFFENSE

QB	6	Baker Mayfield (6-1, 209, Jr.)
	9	Trevor Knight (6-1, 207, R-Jr.)
	14	Cody Thomas (6-4, 211, R-So.)
RB	32	Samaje Perine (5-10, 230, So.)
	25	Joe Mixon (6-1, 217, R-Fr.)
	34	Daniel Brooks (5-8, 182, R-Jr.)
H-BACK	36	Dimitri Flowers (6-2, 228, So.)
	89	Connor Knight (6-4, 241, R-Jr.)
REC	11	Dede Westbrook (6-0, 168, Jr.)
	15	Jeffery Mead (6-5, 188, So.)
	18	Dahu Green (6-4, 203, Fr.)
REC	1	Jarvis Baxter (5-11, 160, Jr.)
	16	Michiah Quick (5-11, 184, So.)
	84	Grant Bothun (5-11, 187, R-Jr.)
LT	78	Orlando Brown (6-8, 342, R-Fr.)
	72	Derek Farniok (6-8, 339, R-Sr.)
LG	68	Jonathan Alvarez (6-3, 297, So.)
	72	Derek Farniok (6-8, 339, R-Sr.)
C	56	Ty Darlington (6-3, 286, Sr.)
	58	Erick Wren (6-2, 324, R-So.)
RG	54	Nila Kasitati (6-3, 319, R-Sr.)
	63	Alex Dalton (6-3, 290, R-Fr.)
RT	75	Dru Samia (6-4, 284, Fr.)
	55	Josiah St. John (6-6, 308, R-Sr.)
REC	3	Sterling Shepard (5-10, 193, Sr.)
	81	Mark Andrews (6-5, 245, R-Fr.)
	89	Connor Knight (6-4, 241, R-Jr.)
REC	5	Durrone Neal (5-11, 199, Sr.)
	13	A.D. Miller (6-3, 187, Fr.)
	19	Dallis Todd (6-3, 196, R-Fr.)

DEFENSE

DE/OLB	19	Eric Striker (6-0, 222, Sr.)
	23	Devante Bond (6-1, 238, Sr.)
DT	92	Matt Romar (6-0, 291, R-So.)
	93	Jordan Wade (6-3, 300, R-Jr.)
DT	94	Matt Dimon (6-2, 260, Jr.) OR
	97	Charles Walker (6-2, 297, R-So.)
	99	Dwayne Orso-Bacchus (6-5, 300, R-Fr.)
DE	91	Charles Tapper (6-2, 282, Sr.)
	87	D.J. Ward (6-2, 259, R-So.) OR
	95	Austin Roberts (6-6, 265, Jr.) OR
	31	Ogbonnia Okoronkwo (6-2, 236, R-So.)
ILB	26	Jordan Evans (6-2, 239, Jr.)
	20	Frank Shannon (6-0, 239, R-Sr.)
ILB	1	Dominique Alexander (6-0, 220, Jr.)
	9	Tay Evans (6-2, 235, R-Fr.)
CB	15	Zack Sanchez (5-11, 179, R-Jr.)
	27	Dakota Austin (5-10, 157, Jr.)
FS	13	Ahmad Thomas (6-0, 213, Jr.)
	8	Kahlil Haughton (6-1, 185, Fr.)
SS	10	Steven Parker (6-1, 200, So.)
	21	Will Sunderland (6-2, 194, Fr.)
NB	12	Will Johnson (6-0, 182, So.)
	10	Steven Parker (6-1, 200, So.)
CB	7	Jordan Thomas (6-0, 191, So.)
	2	P.J. Mbanasor (6-0, 192, Fr.)

SPECIALISTS

K	43	Austin Seibert (5-10, 210, Fr.)	KO	39	Nick Hodgson (6-2, 202, R-Sr.)
	39	Nick Hodgson (6-2, 202, R-Sr.)		43	Austin Seibert (5-10, 210, Fr.)
P	43	Austin Seibert (5-10, 210, Fr.)	H	84	Grant Bothun (5-11, 187, R-Jr.)
	38	Jack Steed (6-4, 216, R-Jr.)		38	Jack Steed (6-4, 216, R-Jr.)
KR	28	Alex Ross (6-1, 221, R-Jr.)	PC	42	Wesley Horky (6-1, 220, So.)
	5	Durrone Neal (5-11, 199, Sr.)		89	Connor Knight (6-4, 241, R-Jr.)
PR	3	Sterling Shepard (5-10, 193, Sr.)	KC	89	Connor Knight (6-4, 241, R-Jr.)
	15	Zack Sanchez (5-11, 179, R-Jr.)		42	Wesley Horky (6-1, 220, So.)

No.	Player	Pos.	Ht.	Wt.	Yr.	Hometown (Previous School)
1	Dominique Alexander**	LB	6-0	220	Jr.	Tulsa, Okla. (Booker T. Washington HS)
1	Jarvis Baxter	WR	5-11	160	Jr.	Garland, Texas (Trinity Valley CC)
2	John Humphrey	WR	5-11	170	Fr.	League City, Texas (Clear Falls HS)
2	P.J. Mbanasor	CB	6-1	192	Fr.	Pflugerville, Texas (Hendrickson HS)
3	Sterling Shepard***	WR	5-10	193	Sr.	Oklahoma City, Okla. (Heritage Hall HS)
4	Hatari Byrd**	S	6-1	206	Jr.	Fresno, Calif. (Central East HS)
4	Reece Clark	QB	6-4	198	Fr.	Cypress, Texas (Cypress Woods HS)
5	Durrnon Neal***	WR	5-11	199	Sr.	St. Louis, Mo. (De Smet Jesuit HS)
5	Antoine Stephens	CB	6-1	186	Fr.	Dallas, Texas (Justin F. Kimball HS)
6	Baker Mayfield	QB	6-1	209	Jr.	Austin, Texas (Texas Tech University)
6	Stanvon Taylor**	CB	5-11	178	Jr.	Tulsa, Okla. (East Central HS)
7	Jordan Thomas*	CB	6-0	191	So.	Klein, Texas (Klein HS)
8	Kahlil Haughton	S	6-0	185	Fr.	Waco, Texas (Midway HS)
9	Tay Evans	LB	6-2	235	R-Fr.	Allen, Texas (Allen HS)
9	Trevor Knight**	QB	6-1	207	R-Jr.	San Antonio, Texas (Reagan HS)
10	Steven Parker*	S	6-1	200	So.	Tulsa, Okla. (Jenks HS)
11	Dede Westbrook	WR	6-0	168	Jr.	Cameron, Texas (Blinn CC)
12	Will Johnson	DB	6-0	182	So.	Baltimore, Md. (Monroe CC)
12	Connor McGinnis	QB	6-4	189	Fr.	Oklahoma City, Okla. (Heritage Hall HS)
13	A.D. Miller	WR	6-3	187	Fr.	Dallas, Texas (Bishop Dunne HS)
13	Ahmad Thomas**	S	6-0	213	Jr.	Miami, Fla. (Miami Central HS)
14	Marcus Green	CB	6-1	179	R-Fr.	Cedar Hill, Texas (Cedar Hill HS)
14	Cody Thomas*	QB	6-4	211	R-So.	Colleyville, Texas (Heritage HS)
15	Jeffery Mead*	WR	6-5	188	So.	Tulsa, Okla. (Union HS)
15	Zack Sanchez**	CB	5-11	179	R-Jr.	Fort Worth, Texas (Central HS)
16	Michiah Quick*	WR	5-11	184	So.	Fresno, Calif. (Central East HS)
17	Jordan Smallwood*	WR	6-2	210	R-So.	Jenks, Okla. (Jenks HS)
18	Curtis Bolton	LB	6-0	223	R-Fr.	Murrieta, Calif. (Vista Murrieta HS)
18	Dahu Green	WR	6-4	203	Fr.	Oklahoma City, Okla. (Westmoore HS)
19	Eric Striker***	LB	6-0	222	Sr.	Tampa, Fla. (Armwood HS)
19	Dallis Todd	WR	6-3	196	R-Fr.	La Mirada, Calif. (La Mirada HS)
20	Tion Grant	RB	5-11	171	So.	Tulsa, Okla. (Edison Prep School)
20	Frank Shannon**	LB	6-0	239	R-Sr.	Dallas, Texas (Skyline HS)
21	Will Sunderland	S	6-2	194	Fr.	Midwest City, Okla. (Midwest City HS)
22	Ricky DeBerry	LB	6-2	242	Fr.	Mechanicsville, Va. (Atlee HS)
23	Devante Bond*	LB	6-1	238	Sr.	Sacramento, Calif. (Sierra CC)
24	Rodney Anderson	RB	6-0	211	Fr.	Katy, Texas (Katy HS)
25	Joe Mixon	RB	6-1	217	R-Fr.	Oakley, Calif. (Freedom HS)
26	Jordan Evans**	LB	6-2	239	Jr.	Norman, Okla. (Norman North HS)
27	Dakota Austin*	CB	5-10	157	Jr.	Lancaster, Texas (Lancaster HS)
28	Alex Ross**	RB	6-1	221	R-Jr.	Jenks, Okla. (Jenks HS)
29	Prentice McKinney	S	6-1	178	Fr.	Dallas, Texas (South Oak Cliff HS)
30	Ernest Gardner	DB	6-0	161	R-So.	Alameda, Calif. (Laney College)
31	Ogbonnia Okoronkwo*	LB	6-2	236	R-So.	Houston, Texas (Alief Taylor HS)
32	Samaje Perine*	RB	5-10	230	So.	Pflugerville, Texas (Hendrickson HS)
33	Anthony Sheppard	RB	5-11	234	Fr.	Anchorage, Alaska (Robert Service HS)
34	Daniel Brooks*	RB	5-8	182	R-Jr.	Port Lavaca, Texas (Calhoun HS)
35	Cole Swayze	DB	6-1	217	Jr.	Purcell, Okla. (Oklahoma Baptist Univ.)
36	Dimitri Flowers*	FB	6-2	228	So.	San Antonio, Texas (Churchill HS)
36	Kyle Plau	P/K	5-10	191	So.	Spring, Texas (LSU)
37	Anuar Hage	DB	5-9	174	Fr.	Dallas, Texas (Highland Park HS)
38	Najee Bissoon	S	5-5	168	R-So.	Houston, Texas (Houston Baptist Univ.)
38	Jack Steed	P	6-4	216	R-Jr.	Katy, Texas (Cinco Ranch HS)
39	Nick Hodgson**	K	6-2	202	R-Sr.	N. Richland Hills, Texas (N. Richland Hills HS)
39	Darius Owens	CB	5-10	182	R-So.	Yukon, Okla. (Henderson State University)
40	P. L. Lindley***	LB	6-1	257	R-Sr.	Round Rock, Texas (Stony Point HS)
41	Jesse Walker	S	6-0	193	R-So.	Oklahoma City, Okla. (Westmoore HS)
42	Wesley Horky*	LS	6-1	220	So.	Brentwood, Tenn. (Ravenwood HS)
42	Ruben Hunter	LB	6-2	215	R-So.	Oklahoma City, Okla. (Putnam City North HS)
43	Austin Seibert	K	5-10	210	Fr.	Belleville, Ill. (Belleville West HS)
44	Jaxon Uhles	FB	5-11	236	R-So.	Norman, Okla. (Pittsburg State Univ.)
45	Carson Meier	TE	6-5	234	R-Fr.	Tulsa, Okla. (Union HS)
46	Gabriel Campbell	DE	6-6	257	Fr.	Yazoo City, Miss. (Yazoo City HS)
47	Eric Hosek	K	5-9	154	R-Sr.	Sherman, Texas (Sherman HS)
50	Courtney Garnett	DT	6-1	301	R-Fr.	New Orleans, La. (Saint Augustine HS)
50	Arthur McGinnis	LB	6-1	259	Fr.	New Orleans, La. (Warren Easton HS)
51	Cade Newhouse-Parker	LB	6-0	230	So.	Norman, Okla. (Norman HS)
52	Jamal Danley	OL	6-3	297	Jr.	Byhalia, Miss. (East Mississippi CC)
54	Nila Kasitati***	G	6-3	319	R-Sr.	Euleuss, Texas (Trinity HS)
55	Kenneth Mann	DE	6-3	263	Fr.	Burleson, Texas (Burleson HS)
55	Josiah St. John*	T	6-6	308	R-Sr.	Toronto, Ontario (Trinity Valley CC)

No.	Player	Pos.	Ht.	Wt.	Yr.	Hometown (Previous School)
56	Ty Darlington***	C	6-3	286	Sr.	Apopka, Fla. (Apopka HS)
57	Jack Aubel	LS	6-3	222	Fr.	Coral Springs, Fla. (St. Thomas Aquinas HS)
57	Du'Vonta Lampkin	DT	6-4	300	Fr.	Houston, Texas (Cypress Falls HS)
58	Chase Frazier	DT	5-11	299	R-So.	Grapevine, Texas (Grapevine HS)
58	Erick Wren	OL	6-2	324	R-So.	Mesquite, Texas (Arizona Western CC)
59	Kane Snowden	DT	5-11	240	R-Jr.	Oklahoma City, Okla. (Westmoore HS)
63	Alex Dalton	C	6-3	290	R-Fr.	Troy, Ohio (Troy HS)
64	Dylan Hartsook	G	6-6	300	R-Jr.	Midwest City, Okla. (Choctaw HS)
65	Nick Hardaway	G	6-2	319	R-So.	Moore, Okla. (Westmoore HS)
66	Riley Nolan	G	6-0	281	R-Jr.	Norman, Okla. (Missouri Southern St. Univ.)
68	Jonathan Alvarez	G	6-3	297	So.	Mesquite, Texas (Horn HS)
69	Quinn Mittermeier	OL	6-5	292	So.	Topeka, Kan. (Butler CC)
70	Christian Daimler	T	6-7	293	R-So.	Houston, Texas (Stratford HS)
71	Bobby Evans	OL	6-4	287	Fr.	Allen, Texas (Allen HS)
72	Derek Farniok***	T	6-8	339	R-Sr.	Sioux Falls, S.D. (Washington HS)
73	Kenyon Frison	T	6-5	273	R-Fr.	Salt Lake City, Utah (Granger HS)
74	Cody Ford	OL	6-3	324	Fr.	Pineville, La. (Pineville HS)
75	Dru Samia	G	6-4	284	Fr.	Sacramento, Calif. (River City HS)
76	Sam Grant*	T	6-6	274	R-Jr.	North Royalton, Ohio (St. Edward HS)
77	Joseph Paul	T	6-4	363	R-Fr.	New Orleans, La. (Saint Augustine HS)
78	Orlando Brown	T	6-8	342	R-Fr.	Duluth, Ga. (Peachtree Ridge HS)
79	Dominique Hearne	OL	6-3	326	Fr.	Lancaster, Texas (Lancaster HS)
80	Sam Iheke	WR	6-4	195	Fr.	Dallas, Texas (Lake Highlands HS)
80	Isaac Ijalana	DE	6-4	263	R-So.	Mount Holly, N.J. (Pierce CC)
81	Mark Andrews	WR	6-5	245	R-Fr.	Scottsdale, Ariz. (Desert Mountain HS)
82	Ezel McIntee	WR	5-10	204	R-Fr.	Edmond, Okla. (Edmond North HS)
83	Nick Basquine	WR	5-11	187	R-Fr.	Norman, Okla. (Norman North HS)
84	Grant Bothun**	WR	5-11	187	R-Jr.	Rowlett, Texas (Rowlett HS)
84	Dalton Rodriguez	LB	6-6	236	So.	Broken Arrow, Okla. (Tulsa University)
85	Vance Galloway	WR	5-10	192	Fr.	Pearland, Texas (Glenda Dawson HS)
86	Lee Morris	WR	6-2	203	Fr.	Allen, Texas (Allen HS)
87	Parker Fentress	WR	6-2	193	Fr.	Southlake, Texas (Southlake Carroll HS)
87	D.J. Ward*	DE	6-2	259	R-So.	Moore, Okla. (Southmoore HS)
88	Eric DeLay	WR	6-2	212	Fr.	Cleveland, Okla. (Oklahoma Baptist Univ.)
89	Connor Knight**	TE	6-4	241	R-Jr.	San Antonio, Texas (Reagan HS)
90	Neville Gallimore	DT	6-3	345	Fr.	St. Catherine's, Ontario (Canada Prep Football Acad.)
91	Charles Tapper***	DE	6-2	282	Sr.	Baltimore, Md. (City College HS)
92	Matthew Romar*	DT	6-0	291	R-So.	Port Arthur, Texas (Memorial HS)
93	Jordan Wade**	DT	6-3	300	R-Jr.	Round Rock, Texas (Stony Point HS)
94	Matt Dimon**	DE	6-2	260	Jr.	Katy, Texas (Katy HS)
95	Austin Roberts	DE	6-6	265	Jr.	Warner Robbins, Ga. (Northeastern Okla. A&M)
96	Mitch Tate	DE	6-3	264	R-Sr.	Bartlesville, Okla. (Bartlesville HS)
97	Charles Walker*	DL	6-2	297	R-So.	Garland, Texas (South Garland HS)
98	Marquise Overton	DT	6-1	309	Fr.	Jenks, Okla. (Jenks HS)
99	Dwayne Orso-Bacchus	DE	6-5	300	R-Fr.	Birmingham, Ala. (Homewood HS)

COACHING STAFF

Bob Stoops	Head Coach
Mike Stoops	Associate Head Coach/Defensive Coordinator/Outside Linebackers
Cale Gundy	Assistant Head Coach/Inside Receivers
Lincoln Riley	Offensive Coordinator/Quarterbacks
Bill Bedenbaugh	Offensive Line
Jay Boulware	Special Teams/Running Backs
Kerry Cooks	Defensive Backs
Tim Kish	Inside Linebackers
Diron Reynolds	Defensive Line
Dennis Simmons	Outside Receivers

No.	Player	Pos.	Ht.	Wt.	Yr.	Hometown (Previous School)
1	Dominique Alexander**	LB	6-0	220	Jr.	Tulsa, Okla. (Booker T. Washington HS)
68	Jonathan Alvarez	G	6-3	297	So.	Mesquite, Texas (Horn HS)
24	Rodney Anderson	RB	6-0	211	Fr.	Katy, Texas (Katy HS)
81	Mark Andrews	WR	6-5	245	R-Fr.	Scottsdale, Ariz. (Desert Mountain HS)
57	Jack Aubel	LS	6-3	222	Fr.	Coral Springs, Fla. (St. Thomas Aquinas HS)
27	Dakota Austin*	CB	5-10	157	Jr.	Lancaster, Texas (Lancaster HS)
83	Nick Basquine	WR	5-11	187	R-Fr.	Norman, Okla. (Norman North HS)
1	Jarvis Baxter	WR	5-11	160	Jr.	Garland, Texas (Trinity Valley CC)
38	Najee Bissoon	S	5-5	168	R-So.	Houston, Texas (Houston Baptist University)
18	Curtis Bolton	LB	6-0	223	R-Fr.	Murrieta, Calif. (Vista Murrieta HS)
23	Devante Bond*	LB	6-1	238	Sr.	Sacramento, Calif. (Sierra CC)
84	Grant Bothun**	WR	5-11	187	R-Jr.	Rowlett, Texas (Rowlett HS)
34	Daniel Brooks	RB	5-8	182	R-Jr.	Port Lavaca, Texas (Calhoun HS)
78	Orlando Brown	T	6-8	342	R-Fr.	Duluth, Ga. (Peachtree Ridge HS)
4	Hatari Byrd**	S	6-1	206	Jr.	Fresno, Calif. (Central East HS)
46	Gabriel Campbell	DE	6-6	257	Fr.	Yazoo City, Miss. (Yazoo City HS)
4	Reece Clark	QB	6-4	198	Fr.	Cypress, Texas (Cypress Woods HS)
70	Christian Daimler	T	6-7	293	R-So.	Houston, Texas (Stratford HS)
63	Alex Dalton	C	6-3	290	R-Fr.	Troy, Ohio (Troy HS)
52	Jamal Danley	OL	6-3	297	Jr.	Byhalia, Miss. (East Mississippi CC)
56	Ty Darlington***	C	6-3	286	Sr.	Apopka, Fla. (Apopka HS)
22	Ricky DeBerry	LB	6-2	242	Fr.	Mechanicsville, Va. (Atlee HS)
88	Eric DeLay	WR	6-2	212	Fr.	Cleveland, Okla. (Oklahoma Baptist Univ.)
94	Matt Dimon**	DE	6-2	260	Jr.	Katy, Texas (Katy HS)
71	Bobby Evans	OL	6-4	287	Fr.	Allen, Texas (Allen HS)
26	Jordan Evans**	LB	6-2	239	Jr.	Norman, Okla. (Norman North HS)
9	Ray Evans	LB	6-2	235	R-Fr.	Allen, Texas (Allen HS)
72	Derek Farniok***	T	6-8	339	R-Sr.	Sioux Falls, S.D. (Washington HS)
36	Dimitri Flowers*	FB	6-2	228	So.	San Antonio, Texas (Churchill HS)
74	Cody Ford	OL	6-3	324	Fr.	Pineville, La. (Pineville HS)
58	Chase Frazier	DT	5-11	299	R-So.	Grapevine, Texas (Grapevine HS)
87	Parker Fentriess	WR	6-2	193	Fr.	Southlake, Texas (Southlake Carroll HS)
73	Kenyon Frison	T	6-5	273	R-Fr.	Salt Lake City, Utah (Granger HS)
90	Neville Gallimore	DT	6-3	345	Fr.	St. Catherine's, Ontario (Canada Prep Football Acad.)
85	Vance Galloway	WR	5-10	192	Fr.	Pearland, Texas (Glenda Dawson HS)
30	Ernest Gardner	DB	6-0	161	R-So.	Alameda, Calif. (Laney College)
50	Courtney Garnett	DT	6-1	301	R-Fr.	New Orleans, La. (Saint Augustine HS)
76	Sam Grant*	T	6-6	274	R-Jr.	North Royalton, Ohio (St. Edward HS)
20	Tion Grant	RB	5-11	171	So.	Tulsa, Okla. (Edison Prep School)
18	Dahu Green	WR	6-4	203	Fr.	Oklahoma City, Okla. (Westmoore HS)
14	Marcus Green	CB	6-1	179	R-Fr.	Cedar Hill, Texas (Cedar Hill HS)
37	Anuar Hage	DB	5-9	174	Fr.	Dallas, Texas (Highland Park HS)
65	Nick Hardaway	G	6-2	319	R-So.	Moore, Okla. (Westmoore HS)
64	Dylan Hartsook	G	6-6	300	R-Jr.	Midwest City, Okla. (Choctaw HS)
8	Kahlil Haughton	S	6-1	185	Fr.	Waco, Texas (Midway HS)
79	Dominique Hearne	OL	6-3	326	Fr.	Lancaster, Texas (Lancaster HS)
39	Nick Hodgson**	K	6-2	202	R-Sr.	N. Richland Hills, Texas (N. Richland Hills HS)
42	Wesley Horky*	LS	6-1	220	So.	Brentwood, Tenn. (Ravenwood HS)
47	Eric Hosek	K	5-9	154	R-Sr.	Sherman, Texas (Sherman HS)
2	John Humphrey	WR	5-11	170	Fr.	League City, Texas (Clear Falls HS)
42	Ruben Hunter	LB	6-2	215	R-So.	Oklahoma City, Okla. (Putnam City North HS)
80	Sam Ikehe	WR	6-4	195	Fr.	Dallas, Texas (Lake Highlands HS)
80	Isaac Ijalana	DE	6-4	263	R-So.	Mount Holly, N.J. (Pierce CC)
12	Will Johnson	DB	6-0	182	So.	Baltimore, Md. (Monroe CC)
54	Nila Kasitati***	G	6-3	319	R-Sr.	Euleless, Texas (Trinity HS)
89	Connor Knight**	TE	6-4	241	R-Jr.	San Antonio, Texas (Reagan HS)
9	Trevor Knight**	QB	6-1	207	R-Jr.	San Antonio, Texas (Reagan HS)
57	Du'Vonta Lampkin	DT	6-4	300	Fr.	Houston, Texas (Cypress Falls HS)
40	P. L. Lindley***	LB	6-1	257	R-Sr.	Round Rock, Texas (Stony Point HS)
55	Kenneth Mann	DE	6-3	263	Fr.	Burleson, Texas (Burleson HS)
6	Baker Mayfield	QB	6-1	209	Jr.	Austin, Texas (Texas Tech University)
2	P.J. Mbanasor	CB	6-0	192	Fr.	Pflugerville, Texas (Hendrickson HS)
50	Arthur McGinnis	LB	6-1	259	Fr.	New Orleans, La. (Warren Easton HS)
12	Connor McGinnis	QB	6-4	189	Fr.	Oklahoma City, Okla. (Heritage Hall HS)
82	Ezel McIntee	WR	5-10	204	R-Fr.	Edmond, Okla. (Edmond North HS)
29	Prentice McKinney	S	6-1	178	Fr.	Dallas, Texas (South Oak Cliff HS)
15	Jeffery Mead*	WR	6-5	188	So.	Tulsa, Okla. (Union HS)
45	Carson Meier	TE	6-5	234	R-Fr.	Tulsa, Okla. (Union HS)
13	A.D. Miller	WR	6-3	187	Fr.	Dallas, Texas (Bishop Dunne HS)
69	Quinn Mittermeier	OL	6-5	292	So.	Topeka, Kan. (Butler CC)
25	Joe Mixon	RB	6-1	217	R-Fr.	Oakley, Calif. (Freedom HS)

No.	Player	Pos.	Ht.	Wt.	Yr.	Hometown (Previous School)
86	Lee Morris	WR	6-2	203	Fr.	Allen, Texas (Allen HS)
5	Durrone Neal***	WR	5-11	199	Sr.	St. Louis, Mo. (De Smet Jesuit HS)
51	Cade Newhouse-Parker	LB	6-0	230	So.	Norman, Okla. (Norman HS)
66	Riley Nolan	G	6-0	281	R-Jr.	Norman, Okla. (Missouri Southern St. Univ.)
31	Ogbonnia Okoronkwo*	LB	6-2	236	R-So.	Houston, Texas (Alief Taylor HS)
99	Dwayne Orso-Bacchus	DE	6-5	300	R-Fr.	Birmingham, Ala. (Homewood HS)
98	Marquise Overton	DT	6-1	309	Fr.	Jenks, Okla. (Jenks HS)
39	Darius Owens	CB	5-10	182	R-So.	Yukon, Okla. (Henderson State University)
10	Steven Parker*	S	6-1	200	So.	Tulsa, Okla. (Jenks HS)
77	Joseph Paul	T	6-4	363	R-Fr.	New Orleans, La. (Saint Augustine HS)
32	Samaje Perine*	RB	5-10	230	So.	Pflugerville, Texas (Hendrickson HS)
36	Kyle Plau	P/K	5-10	191	So.	Spring, Texas (LSU)
16	Michiah Quick*	WR	5-11	184	So.	Fresno, Calif. (Central East HS)
95	Austin Roberts	DE	6-6	265	Jr.	Warner Robbins, Ga. (Northeastern Okla. A&M)
84	Dalton Rodriguez	LB	6-6	236	So.	Broken Arrow, Okla. (Tulsa University)
92	Matthew Romar*	DT	6-0	291	R-So.	Port Arthur, Texas (Memorial HS)
28	Alex Ross**	RB	6-1	221	R-Jr.	Jenks, Okla. (Jenks HS)
75	Dru Samia	G	6-4	284	Fr.	Sacramento, Calif. (River City HS)
15	Zack Sanchez**	CB	5-11	179	R-Jr.	Fort Worth, Texas (Central HS)
43	Austin Seibert	K	5-10	210	Fr.	Belleville, Ill. (Belleville West HS)
20	Frank Shannon**	LB	6-0	239	R-Sr.	Dallas, Texas (Skyline HS)
3	Sterling Shepard***	WR	5-10	193	Sr.	Oklahoma City, Okla. (Heritage Hall HS)
33	Anthony Sheppard	RB	5-11	234	Fr.	Anchorage, Alaska (Robert Service HS)
17	Jordan Smallwood*	WR	6-2	210	R-So.	Jenks, Okla. (Jenks HS)
59	Kane Snowden	DT	5-11	240	R-Jr.	Oklahoma City, Okla. (Westmoore HS)
55	Josiah St. John*	T	6-6	308	R-Sr.	Toronto, Ontario (Trinity Valley CC)
38	Jack Steed	P	6-4	216	R-Fr.	Katy, Texas (Cinco Ranch HS)
5	Antoine Stephens	CB	6-1	186	Fr.	Dallas, Texas (Justin F. Kimball HS)
19	Eric Striker***	LB	6-0	222	Sr.	Tampa, Fla. (Armwood HS)
21	Will Sunderland	S	6-2	194	Fr.	Midwest City, Okla. (Midwest City HS)
35	Cole Swayze	DB	6-1	217	Jr.	Purcell, Okla. (Oklahoma Baptist University)
91	Charles Tapper***	DE	6-2	282	Sr.	Baltimore, Md. (City College HS)
96	Mitch Tate	DE	6-3	264	R-Sr.	Bartlesville, Okla. (Bartlesville HS)
6	Stanvon Taylor**	CB	5-11	178	Jr.	Tulsa, Okla. (East Central HS)
13	Ahmad Thomas**	S	6-0	213	Jr.	Miami, Fla. (Miami Central HS)
14	Cody Thomas*	QB	6-4	211	R-So.	Colleyville, Texas (Heritage HS)
7	Jordan Thomas*	CB	6-0	191	So.	Klein, Texas (Klein HS)
19	Dallis Todd	WR	6-3	196	R-Fr.	La Mirada, Calif. (La Mirada HS)
44	Jaxon Uhles	FB	5-11	236	R-So.	Norman, Okla. (Pittsburg State University)
93	Jordan Wade**	DT	6-3	300	R-Fr.	Round Rock, Texas (Stony Point HS)
97	Charles Walker*	DL	6-2	297	R-So.	Garland, Texas (South Garland HS)
41	Jesse Walker	S	6-0	193	R-So.	Oklahoma City, Okla. (Westmoore HS)
87	D.J. Ward*	DE	6-2	259	R-So.	Moore, Okla. (Southmoore HS)
11	Dede Westbrook	WR	6-0	168	Jr.	Cameron, Texas (Blinn CC)
58	Erick Wren	OL	6-2	324	R-So.	Mesquite, Texas (Arizona Western CC)

PRONUNCIATION GUIDE

Grant Bothun	BAHTH-un	P.J. Mbanasor	em-BAN-uh-sore
Hatari Byrd	huh-TAR-ee	Durrone Neal	duhr-RON
Matt Dimon	DIE-mon	Ogbonnia Okoronkwo	o-BON-ya oak-o-RON-kwo
Derek Farniok	FAR-nee-ock	Dwayne Orso-Bacchus	BAH-cuss
Kenyon Frison	FREEZ-in	Marquise Overton	mar-KEZ
Dahu Green	DAH-hoo	Samaje Perine	sah-MAH-jay PEE-rine
Kahlil Haughton	kuh-LEEL HAWT-in	Michiah Quick	mah-KIE-uh
Eric Hosek	HO-sek	Dru Samia	sah-MEE-uh
Isaac Ijalana	i-jah-LAH-nah	Austin Seibert	SIGH-berth
Nila Kasitati	NEE-luh kah-sih-TAH-tee	Josiah St. John	joe-SIGH-uh
P.J. Mbanasor	em-BAN-uh-sore	Dede Westbrook	DEE-dee

PLAYER CAPSULES

QUARTERBACKS

6 BAKER MAYFIELD (JR.)

- ▶ Semifinalist for Maxwell and Davey O'Brien Awards.
- ▶ Averaging 308.8 passing yards per game (69.7% completion rate) and 24.8 rushing yards.
- ▶ Has thrown at least 3 TDs in 7 games this season and topped 300 yards passing 5 times, the latter of which ties him for fifth most in a career in program history with Cale Gundy.
- ▶ Threw for 342 yards and 3 touchdowns (2 of which were 70+ yards) on 23-for-31 passing and ran for another score against Iowa State (11/7).
- ▶ Totaled 332 yards passing in the first half at Kansas (10/31) while adding 4 TD passes (the 332 passing yards were the second most in a half in school history).
- ▶ Threw a career-high 5 TDs (all in the first half) at Kansas State (10/17); became fifth Sooner to throw at least 5 TDs in a game (Josh Heupel, Jason White, Sam Bradford, Landry Jones).
- ▶ Joined Jason White (vs. Texas A&M, 2003) as the only Sooners to throw 5 TDs in one half.
- ▶ Was 14 for 25 for 320 yards passing with 3 TDs against a West Virginia defense (10/3) that entered the game allowing a Big 12-low 154.0 passing yards per game.
- ▶ Amassed 572 yards of total offense vs. Tulsa (9/19) to set the OU single-game record. That total is the most by an FBS player this year and seventh most by a player in Big 12 history.
- ▶ Passed for a career-high 487 yards (fourth most in school history) and rushed for a career-high 85 yards against Tulsa to earn co-Big 12 Offensive Player of the Week honors.
- ▶ His 226.60 passing efficiency against Tulsa stands as the highest mark ever by a Sooner with more than 30 attempts in a game.
- ▶ Against Tulsa, threw 4 TD passes and ran for 2 more TDs to become one of 6 players in school history to account for 6 touchdowns in game. He joined Landry Jones (twice), Josh Heupel (twice), Quentin Griffin, Sam Bradford and Trevor Knight.
- ▶ Led a comeback from a 17-point deficit at Tennessee (9/12); recorded 3 passing TDs and added another on the ground, all in the 4th quarter and 2 overtime periods.
- ▶ Set the OU record for passing yards in a season opener with 388 against Akron (9/5/15).
- ▶ Named OU's starting quarterback on Aug. 24.
- ▶ Transferred from Texas Tech after the 2013 season and sat out 2014 (lost a year of eligibility in the intraleague transfer).
- ▶ Played in 8 games (7 starts) for Texas Tech in 2013 as a freshman, completing 218 of 340 passes for 2,315 yards with 12 TDs and 9 INTs.
- ▶ Named the Big 12 Offensive Freshman of the Year in 2013 and an honorable mention freshman All-American by College Football News.
- ▶ Threw for 413 yards with 4 TDs, while adding a rushing score in his collegiate debut, a 41-23 victory at SMU (8/30/12). He was named Big 12 Offensive Player of the Week.

9 TREVOR KNIGHT (RS-JR.)

- ▶ In 23 career games, has thrown for 3,348 passing yards and 25 TDs with 4 300-yard games. Also has 834 rush yards with 8 rush TDs, a receiving TD and is 11-4 as OU's starter.
- ▶ Threw a 55-yard TD pass to Mark Andrews in the fourth quarter against Iowa State (11/7).
- ▶ Played most of the second half at Kansas (10/31). Finished 6-for-9 passing for 61 yards and a TD (to twin brother Connor), while adding 17 rushing yards and a TD on five carries.
- ▶ Recorded career highs in rushing yards (146) and rushing TDs (3) on 16 carries and also added 3 passing TDs at Iowa State (11/1/14), earning Big 12 Player of the Week honors.
- ▶ Named 2014 Sugar Bowl MVP vs. Alabama (1/2/14). Completed a Sugar Bowl-record 32 passes setting career highs with 348 yards and a school bowl record four TDs (1/2/14).

14 CODY THOMAS (RS-SO.)

- ▶ Owns a 2-1 record as OU's starter.
- ▶ Made first career start at Texas Tech (11/5/14), recording career highs in pass yards (133), completions (10), pass TDs (1), rush yards (103), rush attempts (8) and rush TDs (1).

RUNNING BACKS

32 SAMAJE PERINE (SO.)

- ▶ Averaging team-high 89.6 rush yards per game with 10 rushing TDs and 1 receiving TD.
- ▶ Led the Sooners in rushing with 95 yards on 13 carries against Iowa State (11/7).
- ▶ Rushed for 90 yards and two TDs on just 11 carries at Kansas (10/31).
- ▶ Rushed for season highs in yards (201) and TDs (4) against Texas Tech (10/24) to earn Big 12 Offensive Player of the Week honors for the fourth time in his career (first in 2015).
- ▶ His 200-yard performance was the fourth of his career, tying for fourth most in OU history.
- ▶ Rushed for 65 yards against WVU (10/3) to go over 2,000 career rushing yards. Reached 2,000 yards on 326 carries, getting there in fewer attempts than any player in the Stoops era.
- ▶ Posted a team-leading 154 rushing yards on 22 carries against Tulsa (9/19).
- ▶ Grabbed his first career receiving TD in the 4th quarter at Tennessee (9/12). Also led OU in rushing with 78 yards on 23 carries.
- ▶ Named to 2014 All-Big 12 First Team, Big 12 Offensive Freshman of the Year by the coaches.
- ▶ Unanimous AP All-Big 12 First Team selection and Big 12 Offensive Newcomer of the Year.
- ▶ Named a second-team All-American by the FWAA.
- ▶ Had all 3 200-yard rushing games in the Big 12 in 2014 and had 6 100-yard games.

- ▶ Three-time Big 12 Offensive Player of the Week last season, tying a school record
- ▶ Led Big 12 in rushing (131.6 ypg) and rush TDs (21) in 2014; ranked second in yards/carry (6.5).
- ▶ Led all FBS freshmen and ranked eighth overall in the nation in rushing yards per game.
- ▶ Second in OU history and sixth in FBS history for rush yards in a season by a freshman (1,713).
- ▶ Owns the Big 12 and OU records for most rushing TDs by a freshman RB with 21.
- ▶ Set the FBS single-game rushing record with 427 yards on 34 carries (12.6 avg.) with 5 rushing TDs vs. Kansas (11/22/14).
- ▶ Only player in FBS history to run for more than 200 yards in both halves of a game (222 in 1st and 205 in 2nd) vs. Kansas (11/22/14).
- ▶ Three-game total of 791 rushing yards was highest by any player in consecutive games in OU history (213 at Texas Tech, 427 vs. Kansas and 151 vs. Oklahoma State).

25 JOE MIXON (RS-FR.)

- ▶ Averaging 57.7 rush yards and 34.8 receiving yards per game with 9 TDs (5 rush, 4 rec.).
- ▶ Rushed for a 57-yard TD against Iowa State (11/7); the longest run by a Sooner this year.
- ▶ Hauled in a 68-yard TD catch, the second longest of his career, at Kansas (10/31).
- ▶ Rushed for a career-high 154 yards and 2 TDs on 16 carries against Texas Tech (10/24).
- ▶ Led the team with 73 rush yards and 1 TD on 15 carries at Kansas State (10/17) and added 29 yards and a TD on 3 catches.
- ▶ Scored the first TD of his career on a 35-yard run in the 2nd quarter against WVU (10/3).
- ▶ Led the Sooners with 115 receiving yards against Akron (9/5), becoming the first OU running back to record more than 100 receiving yards since Trey Millard against Texas in 2012.
- ▶ His 76-yard 3rd-quarter TD catch against Akron (9/5) was the longest reception by a freshman running back in OU history.
- ▶ Five-star recruit by Rivals, 247Sports and Scout who sat out last year (team suspension).
- ▶ Ranked as the nation's No. 1 running back by Rivals and 247Sports out of high school.
- ▶ Rushed for 1,704 yards in 23 touchdowns as a senior at Freedom HS in Oakley, Calif.

34 DANIEL BROOKS (RS-JR.)

- ▶ Has played in 20 career games with 171 rush yards on 32 carries and 2 catches for 40 yards.
- ▶ Rushed for a career-high 55 yards, including a career-long 22-yard gain, vs. Iowa State (11/7).
- ▶ Ran for 41 yards on 11 carries at K-State (10/17) and had a career-long 34-yard reception.
- ▶ Rushed for 1,305 yards and 11 TD on just 96 carries (13.6 ypc) as a senior at Calhoun High School in Port Lavaca, Texas, where he was a 4-star recruit by 247Sports.
- ▶ 2011 Texas 3A state champion in the 100-meter dash with a time of 10.61.

28 ALEX ROSS (RS-JR.)

- ▶ Has played in 32 career games (3 starts) with 121 carries for 787 yards (6.5 avg.) and 5 TDs, while adding 11 catches for 66 yards.
- ▶ Posted 103 rushing yards on 14 carries, all in the second half, at Kansas (10/31).
- ▶ Carried six times for 23 yards and scored his first TD of the season vs. Texas Tech (10/24).

H-BACKS

36 DIMITRI FLOWERS (SO.)

- ▶ Had a career-long 75-yard TD catch on the Sooners' first play against Iowa State (11/7).
- ▶ Scored his first career TD on a 2-yard pass against Texas (10/10).
- ▶ Has played in 22 career games (9 starts) with 14 catches for 191 yards (13.6 avg.) and 2 TDs.

WIDE RECEIVERS

3 STERLING SHEPARD (SR.)

- ▶ Ranks third at OU in career 100-yard receiving games (10), third in career receiving yards (3,020), fifth in receptions (194) and fifth in receiving TDs (22).
- ▶ Leads team with 47 receptions and 91.8 receiving yards per game on the year (7 TDs).
- ▶ Hauled in a 74-yard touchdown reception from Baker Mayfield against Iowa State (11/7) to top the 3,000 yard mark for his career.
- ▶ Finished with 184 yards and a TD on 11 catches at Kansas (10/31). Recorded 174 yards receiving in the first half, the second highest total in a half in program history.
- ▶ The 184 receiving yards against the Jayhawks was his 10th career game with at least 100 yards receiving, the third highest yardage total of his career and ninth most in OU history.
- ▶ Had his third career game with multiple TD receptions (second this season) at K-State (10/17).
- ▶ Caught a TD pass against West Virginia (10/3) and had a career-long 27-yard punt return.
- ▶ Posted a team-high eight catches for 144 yards against Tulsa (9/19).
- ▶ Led OU in receiving at Tennessee (9/12) with 7 catches for 74 yards and 2 TDs. His first TD tied the game and sent it to OT, his next came in the second OT and was the game-winner.
- ▶ Voted 2014 All-Big 12 First Team by the coaches and Associated Press All-Big 12 Second Team selection in 2014 and ranked sixth in the Big 12 in receiving (88.0 ypg) last season.
- ▶ Suffered an injury on the opening play at Iowa State (11/1/14) then missed Baylor game (11/8/14) and saw limited action in the last three regular season games.
- ▶ Totaled 911 receiving yards in OU's first 7 games (130.1 average) a year ago.
- ▶ Tied OU record with 15 catches and had 197 receiving yards and TD vs. K-State (10/18/14).
- ▶ Wears same jersey number as his late father, Derrick, who lettered at WR for OU (1983-86).

5 DURRON NEAL (SR.)

- ▶ Has played in 45 career games (23 starts) with 96 receptions for 1,240 yards and 6 TDs.
- ▶ Ranks third on team with 38 catches and 52.9 receiving yards per game (3 TD).
- ▶ Posted a career-best 10 receptions for 75 yards against Iowa State (11/7).
- ▶ Led the Sooners with five receptions for 44 yards and a TD against Texas Tech.
- ▶ Caught a career-long 71-yard TD reception against West Virginia (10/3) and set career high with 87 receiving yards on two catches.
- ▶ Threw a 4-yard TD pass to QB Trevor Knight on first career pass attempt at WVU (9/20/14).

11 DEDE WESTBROOK (JR.)

- ▶ Ranks second on team with 38 receptions and 65.9 receiving yards per game (3 TD).
- ▶ Led OU with 85 receiving yards and a TD on 5 catches at Kansas State (10/17).
- ▶ Recorded the first 100-yard receiving game of his career against West Virginia (10/3), finishing with 5 receptions for 107 yards, including a career-long 42-yard catch.
- ▶ Recorded his first TD against Akron (9/5) and finished with 3 catches for 40 yards.
- ▶ Mid-year transfer from Blinn C.C. where he was a first-team NJCAA All-American in 2014.
- ▶ Led all JUCO players with 1,487 receiving yards and 13 TDs; ranked second with 76 catches.
- ▶ Rated as a 4-star recruit and the No. 12 overall junior college player by ESPN.

81 MARK ANDREWS (RS-FR.)

- ▶ Has caught 16 passes (31.0 yards per game), 6 of them have gone for TDs.
- ▶ His 55-yard catch and run against Iowa State tied him with Ryan Broyles for OU record for receiving TDs by a freshman with six.
- ▶ Grabbed a career-high five receptions for 46 yards at Kansas (10/31).
- ▶ Had one catch each against West Virginia (10/3), Kansas State (10/17) and Texas Tech (10/24), but all went for TDs.
- ▶ Scored his first career TD on a 61-yard pass against Tulsa (9/19) and made it his first multi-TD game with another score in 3rd quarter (career-high 87 receiving yards).
- ▶ A consensus 4-star recruit who had 68 receptions for 1,122 yards and 17 TDs as a senior in Scottsdale, Ariz. (Desert Mountain HS); rated as the nation's No. 7 tight end by ESPN.
- ▶ Diagnosed with type 1 diabetes at 9 years old. His blood levels are checked two or three times during practices and every quarter during games.

1 JARVIS BAXTER (SO.)

- ▶ Has 14 catches on the year with 1 TD; averaging 10.9 yards per catch.
- ▶ Hauled in his first TD on a career-long 29-yard pass against Tulsa (9/19).
- ▶ Led the Sooners in catches with 5 for 51 yards in his OU debut against Akron (9/5).
- ▶ Rated as a 3-star recruit by 247Sports and ranked as the No. 19 juco wide receiver.
- ▶ Led Trinity Valley C.C. with 62 receptions for 1,205 yards and 18 TDs during 2014 season.
- ▶ Finished third nationally among junior college receivers in receiving yards and TD receptions, seventh in receiving yards per game (100.4) and eighth in receptions in 2014.

16 MICHIAH QUICK (SO.)

- ▶ Has played in 21 career games (2 starts) with 31 catches for 332 yards and 1 TD.
- ▶ Hauled 3 receptions for 69 yards against West Virginia (10/3).

15 JEFFERY MEAD (SO.)

- ▶ Has played in 16 career games with 4 catches for 47 yards and a TD (all coming in 2015).
- ▶ First career catch came on an 11-yard TD vs. Akron (9/5); finished with 2 grabs for 31 yards.
- ▶ 4-star recruit by ESPN and 247Sports. Rated as the No. 7 player in Oklahoma by 247Sports.
- ▶ Caught 65 passes for 1,098 yards and 14 TDs as a senior at Union HS in Tulsa, Okla.

13 A.D. MILLER (FR.)

- ▶ Made his first career start against Texas (10/10) and has two catches for 16 yards this year.
- ▶ Ranked as a three-star recruit by ESPN, 247Sports, Rivals and Scout.
- ▶ Caught 63 passes for a total of 1,187 yards and 18 touchdowns in his senior season.

18 DAHU GREEN (FR.)

- ▶ Has played in 7 games but has not yet registered a catch.
- ▶ Consensus 3-star recruit who was listed as the No. 49 wide receiver by Rivals.
- ▶ Registered 24 touchdowns in his last 2 years at Westmoore High School in Moore, Okla.

OFFENSIVE LINEMEN

56 TY DARLINGTON (SR.)

- ▶ William V. Campbell Award finalist and Wuerffel Award semifinalist.
- ▶ Has played in 33 career games with 22 starts, all at center.
- ▶ Has started eight games this season at center (missed Tulsa game due to injury).
- ▶ Graduated in 2 1/2 years with a 3.96 GPA; was a 2014 First Team Academic All-American.
- ▶ One of 15 Division I student-athletes who serves on NCAA autonomy legislation committee.
- ▶ Serving 2015-16 school year as president of the Big 12 Student-Athlete Advisory Committee.

54 NILA KASITATI (RS-SR.)

- ▶ Has played in 39 career games (22 starts); has started all 9 games this year at right guard.
- ▶ Started at right guard in 6 games last year; honorable mention All-Big 12 selection (coaches).

78 ORLANDO BROWN (RS-FR.)

- ▶ Has started all 9 games this season at left tackle.
- ▶ Became one of just 10 freshmen in OU history to start a game at offensive tackle, making his Sooner debut against Akron (9/5) on the left side.

- ▶ Consensus 3-star recruit; rated as the nation's No. 29 offensive tackle by 247Sports.
- ▶ Son of the late Orlando "Zeus" Brown who played in the NFL for more than a decade.

68 JONATHAN ALVAREZ (SO.)

- ▶ Has played in 8 games this year with 6 starts (5 at left guard, 1 at center); missed Iowa State game due to injury.
- ▶ Made first career start at left guard against Akron (9/5) and first start at center vs. Tulsa (9/19).
- ▶ Played in 1 game in 2014 (made Sooner debut in opener vs. Louisiana Tech [8/30]).

75 DRU SAMIA (FR.)

- ▶ Started at right tackle in collegiate debut vs. Akron (9/5) and each of last 4 games.
- ▶ Became first OU true freshman to start at offensive tackle since Trent Williams in 2006.
- ▶ Four-star recruit by Rivals, Scout and 247Sports; ranked as 13th best OT by Scout.

72 DEREK FARNIOK (RS-SR.)

- ▶ Has played in 36 career games with 5 starts (4 at left guard, 1 at left tackle).
- ▶ Has started at left guard against Tulsa, West Virginia, Texas and Iowa State this season.
- ▶ Made his first career start at left tackle at Oklahoma State (12/7/13).

55 JOSIAH ST. JOHN (RS-SR.)

- ▶ Has played in 15 career games with 4 starts (all at right tackle and all this season).
- ▶ Made his first career start at Tennessee (9/12) at right tackle.
- ▶ First Canadian to play for Sooners; Toronto product joined OU from Trinity Valley (Texas) C.C.

DEFENSIVE LINEMEN

91 CHARLES TAPPER (SR.)

- ▶ In 40 career games (34 starts), has 120 tackles, 23.5 TFL, 13.5 sacks, 4 FF, 1 FR and 4 PBUs.
- ▶ Registered 2.0 sacks against Iowa State (11/7). All 5.0 sacks this season have come in the last two games; he is the first Sooner to have at least five sacks in two games since 2009.
- ▶ Finished with 3.0 sacks and two forced fumbles (both career highs) at Kansas (10/31) to earn Big 12 Co-Defensive Player of the Week honors.
- ▶ Notched a career-high eight tackles against West Virginia (10/3).
- ▶ All-Big 12 Honorable Mention selection by coaches in 2014; ranked second on team with 7.5 TFL.
- ▶ Named All-Big 12 First Team by coaches in 2013.
- ▶ A prep basketball standout, started playing football his junior year of high school.

90 MATT DIMON (JR.)

- ▶ In 29 career games (9 starts, all this year), has 46 tackles, 7.0 TFL and 3.0 sacks.
- ▶ Tied a career high with 1.5 TFL against Texas Tech (10/24).
- ▶ Recorded a strip-sack against West Virginia (10/3), marking the first forced fumble and first full sack of his career (finished with a career-high 7 tackles).
- ▶ Made first career start and had career-high 1.5 TFL in OU's opener against Akron (9/5).

92 MATTHEW ROMAR (RS-SO.)

- ▶ Has played in 20 career games (8 starts), making 28 tackles, 1.5 TFL and 1.0 sacks.
- ▶ Has started eight games this year, missing the Kansas State (10/17) game due to injury.
- ▶ Notched a career-high 7 tackles against Texas (10/10).

93 JORDAN WADE (RS-JR.)

- ▶ Has played in 27 career games (9 starts), making 42 tackles, 3.0 TFL and 3.0 sacks.
- ▶ Made his first start of the year and had his first sack of the year at Kansas State (10/17).
- ▶ Tied career high with 4 tackles and added a pass break up against Tulsa (9/19).
- ▶ Recovered a fumble in season opener against Akron (9/5).

97 CHARLES WALKER (RS-SO.)

- ▶ Tied a career high with five tackles against Iowa State (11/7).
- ▶ Set career highs in tackles (5) and sacks (1.5) against Texas Tech (10/24).
- ▶ Posted 2.0 TFL, 1.0 sacks and forced a fumble against Akron (9/5).
- ▶ Sideline for 5 games in 2014 after suffering a knee injury at Tulsa (9/6/14).
- ▶ Played in 8 games as a redshirt frosh in 2014, making 10 tackles, 1.0 TFL and 0.5 sacks.

87 D.J. WARD (RS-SO.)

- ▶ Recorded the first sack of his career at Kansas State (10/17).
- ▶ Made first career fumble recovery and tied career high with 2 tackles vs. West Virginia (10/3).
- ▶ Played in 6 games in 2014, recording 5 total tackles and one PBU.

98 MARQUISE OVERTON (FR.)

- ▶ Recorded his first career sack against Kansas State (10/17).
- ▶ Consensus 4-star recruit and consensus top-5 recruit in state of Oklahoma.
- ▶ Won 3 straight Class 6A football state titles at Jenks High School near Tulsa and was a standout wrestler, winning the 2015 Class 6A state title at 285 pounds.

LINEBACKERS

19 ERIC STRIKER (SR.)

- ▶ Owns the school record for career sacks by a LB and is tied for fifth overall with 23.0.
- ▶ Tied for second in Big 12 with 0.82 sacks/game and tied for third with 1.4 TFL per outing.
- ▶ Recovered his fourth career fumble (first this season) at Kansas (10/31).
- ▶ Logged his first career interception to go along with 1.5 sacks against Texas Tech (10/24).
- ▶ Posted 3 tackles for loss to tie a career high in OU's shutout at Kansas State (10/17).

- ▶ Tied career high with 12 tackles and 3.0 TFL and had 2.0 sacks and FF vs. WVU (10/3).
- ▶ Was named AutoNation National Defensive Player of the Week, Lott IMPACT Player of the Week and Big 12 Defensive Player of the Week for his play against WVU.
- ▶ First-team All-Big 12 selection (coaches and AP) in 2014, led team in sacks (9.0) and TFL (17.0).
- ▶ Set a career high with 3.0 sacks, added 7 tackles and a forced fumble in Sugar Bowl win over Alabama (1/2/14).

42 DOMINIQUE ALEXANDER (JR.)

- ▶ In 35 career games (30 starts) has 262 tackles, 15.5 TFL, 4.0 sacks, 3 FFs, 2 PBUs and 1 INT.
- ▶ Ranks fourth in the Big 12 with 8.3 tackles per game this season.
- ▶ Led the Sooners in tackles for the second time this season with 11 at Kansas (10/31).
- ▶ Grabbed the first interception his career against Texas Tech (10/24).
- ▶ Recorded a season-high 13 tackles against Tulsa (9/19).
- ▶ Led OU with 10 tackles, including a career-high 2.5 for loss and a sack, vs. Akron (9/5).
- ▶ A second-team Associated Press All-Big 12 selection in 2014; led team with 107 tackles.
- ▶ Named 2013 Big 12 Defensive Freshman of the Year.

26 JORDAN EVANS (JR.)

- ▶ Has played in 28 games (20 starts) in his career, making 159 tackles, 10.0 TFL, 1.0 sack, 2 FFs, 2 FR, 1 INT and 6 PBU.
- ▶ Ranks third on the team and seventh in the Big 12 with 7.7 tackles per game this season.
- ▶ Returned from a two-game absence with 7 tackles and 2 PBUs against Iowa State (11/7).
- ▶ Scored his first career TD with a 41-yard fumble recovery against West Virginia (10/3). Also notched his first career sack in the game.
- ▶ Set season high with 11 tackles against Tulsa (9/19).
- ▶ Ranked second on team with 93 tackles (56 solo) in 2014.
- ▶ Son of Scott Evans, a 3-time All-Big Eight DT at OU (1988-90).

23 DEVANTE BOND (SR.)

- ▶ Started against Iowa State last game after missing the previous 4 contests due to injury.
- ▶ Has 20 tackles in his 5 games (4.0 TFL, 2.0 sack) this season.
- ▶ Blocked a field goal and had three tackles against Tulsa (9/19).
- ▶ Had 5 tackles, first 2 career sacks, 1 FF and a QB hurry in start at Tennessee (9/12).
- ▶ In 17 career games (6 starts) has made 49 tackles, 8.0 TFL, 2.0 sacks and 1 FF.

20 FRANK SHANNON (RS-SR.)

- ▶ Has played in 33 career games (17 starts) with 165 tackles, 10.5 TFL, 4.0 sacks, 2 INT, 1 FF and 1 FR.
- ▶ Made his first start of the year against Texas Tech (10/24). Led the team with 13 tackles, hitting double-digits for the fourth time in his career, and had his second career interception.
- ▶ Was not enrolled at Oklahoma during the 2014 season.
- ▶ An honorable mention All-Big 12 pick in 2013 (led team with 92 tackles).

40 P.L. LINDLEY (RS-JR.)

- ▶ Has played in 36 career games (5 starts), posting 30 tackles, 2.5 TFL, 0.5 sacks and a FR.
- ▶ Notched his first career sack at Kansas (10/31).
- ▶ Made his first start of the year against Texas (10/10) and made 3 tackles.

82 OGBONNIA OKORONKWO (RS-SO.)

- ▶ Has appeared in 20 career games and has 17 tackles, including 5.0 TFL and 4.0 sacks.

DEFENSIVE BACKS

15 ZACK SANCHEZ (JR.)

- ▶ Has played in 33 career games (all starts) with 117 tackles, 11 INTs, 25 PBUs, 4.0 TFL and 0.5 sacks.
- ▶ Has 3 career pick-sixes, tying the OU record.
- ▶ Was injured on the first play from scrimmage vs. Texas Tech (10/24). Did not return and missed games against Iowa State (11/7) and Kansas (10/31) because of the injury.
- ▶ Intercepted two passes at Kansas State (10/17), returning the second one 38 yards for a TD to earn his second Big 12 Defensive Player of the Week award of 2015 and third of his career.
- ▶ Recorded his first career sack and a career-high 8 tackles against West Virginia (10/3).
- ▶ Had 6 tackles, 1 TFL and the game-ending interception at Tennessee (9/12) en route to being named Big 12 Defensive Player of the Week.
- ▶ All-Big 12 First Team selection by coaches and AP in 2014.
- ▶ Tied for first in the Big 12 and ninth in the FBS with 6 INTs in 2014 and led team with 8 PBUs.
- ▶ Posted an INT in 5 straight games (1/2/14-9/20/14) and in 5 of 6 games in 2014.
- ▶ Named Freshman All-America by FWAA in 2013.

7 JORDAN THOMAS (SO.)

- ▶ Has played in 21 career games (11 starts), recording 62 tackles, 3 INTs and 9 PBUs.
- ▶ Intercepted 2 passes against West Virginia (10/3) and added another at Kansas State (10/17).
- ▶ Made first start of season at Tennessee (9/12) and recorded a season-high 6 tackles.

13 AHMAD THOMAS (JR.)

- ▶ In 34 career games (22 starts) has made 144 tackles, 3.0 TFL, 1.5 sacks, 2 INTs and 3 PBU.
- ▶ Led OU in tackles with 10 against Iowa State (11/7).
- ▶ Grabbed his first interception of season and second of his career vs. West Virginia (10/3).
- ▶ Led Sooners with 11 tackles (7 solo) at Tennessee (9/12).

- ▶ Ranked third on squad with 77 tackles (50 solo) in 2014.

11 STEVEN PARKER (SO.)

- ▶ Has played in 22 career games (13 starts), with 71 tackles, 5.5 TFL, 2.5 sacks, 1 FR and 8 PBU.
- ▶ Notched a season-high 7 tackles against Tulsa (9/19).
- ▶ Recorded 5 tackles at Tennessee (9/12) with 1.0 TFL, 0.5 sacks and 1 PBU.
- ▶ All-Big 12 Honorable Mention for Defensive Freshman of the Year by coaches in 2014.

12 WILL JOHNSON (JR.)

- ▶ Has played in 7 games this season with 10 tackles, 2.0 TFL and 1 PBU.
- ▶ Made first career start (at NB) vs. Texas Tech and had career-high 6 tackles with 1.0 TFL.
- ▶ Transferred to OU from Monroe College; ranked as the No. 2 JUCO cornerback by ESPN.

27 DAKOTA AUSTIN (JR.)

- ▶ Has played in 17 career games (2 starts) with 33 tackles, 1 TFL, 2 PBUs and 3 INTs.
- ▶ Recorded nine tackles, an INT and his first career TFL against Iowa State (11/7).
- ▶ Made his first career start at Kansas (10/31); finished with five tackles and two PBUs.
- ▶ Took over for injured Zack Sanchez after first play against Texas Tech (10/24) and had career-high 11 tackles with 1 interception.
- ▶ Played in 5 games each of his first two seasons at OU; had an INT vs. ISU (11/16/13).

2 P.J. MBANASOR (FR.)

- ▶ Made his second career start and notched career-high 5 career tackles vs. Tulsa (9/19).
- ▶ Started at cornerback in his Sooner debut against Akron (9/5/15).
- ▶ Consensus 4-star recruit; rated as the No. 74 player in the nation and the No. 6 CB by ESPN.

4 HATARI BYRD (JR.)

- ▶ Has played in 27 games in his career (2 starts), recording 49 tackles, 1 FF and 3 PBU.
- ▶ Set career high with 15 tackles against Tulsa (9/19); the most by a Sooner DB since 2010.
- ▶ Made first career start and had 5 tackles against Akron (9/5).

8 KAHLIL HAUGHTON (FR.)

- ▶ Has played in eight games this year; made OU debut and had first tackle vs. Akron (9/5).
- ▶ Consensus 4-star recruit and the No. 12 safety according to 247Sports.
- ▶ Posted 108 tackles, 4 INTs, 5 FF and 12 PBU during his senior season of high school.

SPECIALISTS

39 NICK HODGSON (RS-SR.)

- ▶ Has played in 36 career games, posting 142 touchbacks on 230 kickoffs (61.7%).
- ▶ Has notched touchbacks on 41 of his 74 kickoffs this season (55.4%).
- ▶ Ranked second in FBS in both (58) touchbacks and touchback percentage (67.4%) in 2014.

43 AUSTIN SEIBERT (FR.)

- ▶ Made a career-long 46-yard field goal against Kansas (10/31).
- ▶ Is 12-for-15 on field goal attempts this year, and is averaging 43.5 yards on his 34 punts (9 punts have gone 50+ yards, 14 downed inside 20-yard line and 16 fair caught).
- ▶ Made his first 10 field goal attempts, breaking Michael Hunnicutt's school record (seven) for most consecutive makes by a freshman to start a career.
- ▶ Made a career-high 3 field goals, including a career-long 44-yarder, vs. West Virginia (10/3) and booted a career-long 58-yard punt; named Big 12 Special Teams Player of the Week.
- ▶ Became first true frosh in OU history to start season opener at both kicker and punter.
- ▶ Ranked as the No. 1 kicker in the nation last year by ESPN and Kohl's.

84 GRANT BOTHUN (RS-JR.)

- ▶ Has served as team's holder on FGs and PATs for all games since start of 2013 season.
- ▶ Three career receptions for 34 yards have all come this season.
- ▶ Threw an 8-yard TD pass to K Michael Hunnicutt on fake FG at Oklahoma State (12/7/13).

42 WESLEY HORKY (SO.)

- ▶ Has handled punt snaps in all games since the start of the 2014 season.

89 CONNOR KNIGHT (RS-JR.)

- ▶ Grabbed his first career reception and touchdown on a 17-yard pass from twin brother, Trevor Knight, at Kansas (10/31).
- ▶ Handled the kick snaps in all games since the start of the 2014 season.

28 ALEX ROSS (RS-JR.)

- ▶ Has returned 18 kickoffs for a total of 315 yards this season (17.5 average).
- ▶ Second-team All-America selection in 2014 by CBS Sports as a kickoff returner.
- ▶ Consensus All-Big 12 First Team kickoff returner in 2014.
- ▶ Finished 3rd in nation in kickoff return avg. (31.7) and tied for 2nd with 2 kickoff return TDs.
- ▶ Returned kickoff 91 yards for a TD and totaled 2 returns for 121 yards vs. Texas (10/11/14).
- ▶ Named Big 12 Special Teams Player of the Week for a 100-yard KR TD at WVU (9/20/14).

3 STERLING SHEPARD (SR.)

- ▶ Has returned 17 punts for an average of 8.6 yards this season with a career long return of 27 yards coming against West Virginia (10/3).
- ▶ Returned 11 punts for a 6.6 average per return last season.

#1 LB DOMINIQUE ALEXANDER

Tackles 19, vs. Texas (10/12/13)
 TFL 2.5, Akron (9/5/15)
 Sacks 1.0, 2x, MR: at Texas Tech (11/15/14)
 PBU 1, at Kansas State (10/17/15)
 Interceptions 1, Texas Tech (10/24/15)
 Fumbles Forced 1, 3x, MR: at Texas Tech (11/15/14)

#81 WR MARK ANDREWS

Receptions 5, at Kansas (10/31/15)
 Receiving Yards 87, Tulsa (9/19/15)
 Receiving TDs 2, Tulsa (9/19/15)
 Long Reception 61, Tulsa (9/19/15)

#27 CB DAKOTA AUSTIN

Tackles 13, Texas Tech (10/24/15)
 TFL 1.0, Iowa State (11/7/15)
 PBU 2, at Kansas (10/31/15)
 Interceptions 1, 3x, MR: Iowa State (11/7/15)

#1 WR JARVIS BAXTER

Receptions 5, Akron (9/5/15)
 Receiving Yards 51, Akron (9/5/15)
 Receiving TDs 1, Tulsa (9/19/15)
 Long Reception 29, Tulsa (9/19/15)

#23 LB DEVANTE BOND

Tackles 6, 3x, MR: West Virginia (10/3/15)
 TFL 2.0, 2x, MR: at Tennessee (9/12/15)
 Sacks 2.0, at Tennessee (9/12/15)
 Fumbles Forced 1, at Tennessee (9/12/15)

#84 WR GRANT BOTHUN

Receptions 1, 3x, MR: Iowa State (11/7/15)
 Receiving Yards 15, at Kansas (10/31/15)
 Long Reception 15, at Kansas (10/31/15)

#34 RB DANIEL BROOKS

Rushes 11, at Kansas State (10/17/15)
 Rushing Yards 55, Iowa State (11/7/15)
 Long Rush 22, Iowa State (11/7/15)
 Receptions 1, 2x, MR: at Kansas State (10/17/15)
 Receiving Yards 34, at Kansas State (10/17/15)
 Long Reception 34, at Kansas State (10/17/15)

#4 S HATARI BYRD

Tackles 15, Tulsa (9/19/15)
 PBU 1, 2x, MR: Iowa State (11/1/14)
 Fumbles Forced 1, Tennessee (9/13/14)

#90 DT MATT DIMON

Tackles 7, vs. West Virginia (10/3/15)
 TFL 1.5, 2x, MR: Texas Tech (10/24/15)
 Sacks 1.0, 2x, MR: at Kansas State (10/17/15)
 Fumbles Forced 1, West Virginia (10/3/15)

#26 LB JORDAN EVANS

Tackles 14, vs. Texas (10/11/14)
 TFL 2.0, West Virginia (10/3/15)
 Sacks 1.0, West Virginia (10/3/15)
 PBU 2, 2x, MR: Iowa State (11/7/15)
 Interceptions 1, at TCU (10/4/14)
 Fumbles Forced 1, 2x, MR: at TCU (10/4/14)
 Fumbles Recovered 1, 2x, MR: West Virginia (10/3/15)

#36 FB DIMITRI FLOWERS

Rushing Yards 14, at Iowa State (11/1/14)
 Long Rush 14, at Iowa State (11/1/14)
 Receptions 3, Louisiana Tech (8/30/14)
 Receiving Yards 81, Iowa State (11/7/15)
 Receiving TDs 1, 2x, MR: Iowa State (11/7/15)
 Long Reception 75, Iowa State (11/7/15)

#14 CB MARCUS GREEN

Tackles 3, 2x, MR: Iowa State (11/7/15)

#8 S KAHLIL HAUGHTON

Tackles 2, at Kansas (10/31/15)
 TFL 0.5, at Kansas (10/31/15)
 Sacks 0.5, at Kansas (10/31/15)

#39 K NICK HODGSON

Field Goals Made 1, at Kansas (10/31/15)
 Field Goals Attempted 1, at Kansas (10/31/15)
 Long Field Goal Made 32, at Kansas (10/31/15)

#12 CB WILL JOHNSON

Tackles 6, Texas Tech (10/24/15)
 TFL 1.0, 2x, MR: Texas Tech (10/24/15)
 PBU 1, at Kansas State (10/17/15)

#89 TE CONNOR KNIGHT

Receptions 1, at Kansas (10/31/15)
 Receiving Yards 17, at Kansas (10/31/15)
 Receiving TDs 1, at Kansas (10/31/15)
 Long Reception 17, at Kansas (10/31/15)

#9 QB TREVOR KNIGHT

Completions 32, vs. Alabama (1/2/14)
 Attempts 44, vs. Alabama (1/2/14)
 Passing Yards 348, vs. Alabama (1/2/14)
 Passing TDs 4, vs. Alabama (1/2/14)
 Long Pass 75, at TCU (10/4/14)
 Rushes 16, at Iowa State (11/1/14)
 Rushing Yards 146, at Iowa State (11/1/14)
 Rushing TDs 3, at Iowa State (11/1/14)
 Long Rush 56, Iowa State (11/16/13)

#40 LB P.L. LINDLEY

Tackles 5, at Kansas (10/19/13)
 TFL 1.0, 2x, MR: at Kansas State (10/17/15)
 Sacks 0.5, at Kansas (10/31/15)
 PBU 1, at Kansas State (10/17/15)
 Fumbles Forced 1, vs. Texas (10/12/13)

#6 QB BAKER MAYFIELD

Completions 43, at SMU (8/30/13)*
 Attempts 60, at SMU (8/30/13)*
 Passing Yards 487, Tulsa (9/19/15)
 Passing TDs 5, at Kansas State (10/17/15)
 Long Pass 76, Akron (9/5/15)
 Rushes 16, at Texas (11/28/13)*
 Rushing Yards 85, Tulsa (9/19/15)
 Rushing TDs 2, Tulsa (9/19/15)
 Long Rush 39, Tulsa (9/19/15)

* achieved while playing at Texas Tech

#2 CB P.J. MBANASOR

Tackles 5, vs. Texas (10/10/15)
 PBU 1, at Kansas (10/31/15)

#29 S PRENTICE MCKINNEY

Tackles 1, 2x, MR: at Kansas (10/31/15)
 PBU 1, at Kansas State (10/17/15)

#15 WR JEFFERY MEAD

Receptions 2, Akron (9/5/15)
 Receiving Yards 31, Akron (9/5/15)
 Receiving TDs 1, Akron (9/5/15)
 Long Reception 20, Akron (9/5/15)

#13 WR A.D. MILLER

Receptions 1, 2x, MR: at Kansas State (10/17/15)
 Receiving Yards 12, Tulsa (9/19/15)
 Long Reception 12, Tulsa (9/19/15)

#25 RB JOE MIXON

Rushes 16, Texas Tech (10/24/15)
 Rushing Yards 154, Texas Tech (10/24/15)
 Rushing TDs 2, Texas Tech (10/24/15)
 Long Rush 57, Iowa State (11/7/15)
 Receptions 6, Tulsa (9/19/15)
 Receiving Yards 115, Akron (9/5/15)
 Receiving TDs 1, 4x, MR: at Kansas (10/31/15)
 Long Reception 76, Akron (9/5/15)

#5 WR DURRON NEAL

Receptions 10, Iowa State (11/7/15)
 Receiving Yards 87, West Virginia (10/3/15)
 Receiving TDs 1, 6x, MR: at Kansas (10/31/15)
 Long Reception 71, West Virginia (10/3/15)
 Kick Returns 3, Baylor (11/8/14)
 Kick Return Yards 39, Akron (9/5/15)
 Long Kick Return 39, Akron (9/5/15)

#31 LB OGBONNIA OKORONKWO

Tackles 3, 2x, MR: at Kansas State (10/17/15)
 TFL 1.5, vs. Clemson (12/29/14)
 Sacks 1.5, vs. Clemson (12/29/14)

#98 DT MARQUISE OVERTON

Tackles 2, at Kansas State (10/17/15)
 TFL 1.0, at Kansas State (10/17/15)
 Sacks 1.0, at Kansas State (10/17/15)

#10 S STEVEN PARKER

Tackles 8, Baylor (11/8/14)
 TFL 1.5, vs. Texas (10/10/15)
 Sacks 1.0, 2x, MR: West Virginia (10/3/15)
 PBU 2, at Texas Tech (11/15/14)
 Fumbles Recovered 1, at Kansas (10/31/15)

#32 RB SAMAJE PERINE

Rushes 34, 2x, MR: Kansas (11/22/14)
 Rushing Yards 427, Kansas (11/22/14)*
 Rushing TDs 5, Kansas (11/22/14)
 Long Rush 66, Kansas (11/22/14)
 Receptions 3, 3x, MR: at Tennessee (9/12/15)
 Receiving Yards 22, vs. Clemson (12/29/14)
 Receiving TDs 1, at Tennessee (9/12/15)
 Long Reception 19, Kansas (11/22/14)

* FBS single-game record

#16 WR MICHAH QUICK

Receptions 8, at Iowa State (11/14)
 Receiving Yards 94, Baylor (11/8/14)
 Receiving TDs 1, Baylor (11/8/14)
 Long Reception 54, Baylor (11/8/14)

#92 DT MATTHEW ROMAR

Tackles 7, vs. Texas (10/10/15)
 TFL 1.0, Tennessee (9/13/14)
 Sacks 1.0, Tennessee (9/13/14)

#28 RB ALEX ROSS

Rushes 14, at Kansas (10/31/15)
 Rushing Yards 144, at Iowa State (11/1/14)
 Rushing TDs 2, Louisiana Tech (8/30/14)
 Long Rush 82, at Tulsa (9/6/14)
 Receptions 3, at West Virginia (9/20/14)
 Receiving Yards 31, Louisiana Tech (8/30/14)
 Long Reception 16, Louisiana Tech (8/30/14)
 Kick Returns 6, Tulsa (9/19/15)
 Kick Return Yards 133, at West Virginia (9/20/14)
 Kick Return TDs 1, 2x, MR: vs. Texas (10/11/14)
 Long Kick Return 100, at West Virginia (9/20/14)

#15 CB ZACK SANCHEZ

Tackles 8, 3x, MR: West Virginia (10/3/15)
 TFL 1.0, 3x, MR: vs. Texas (10/10/15)
 Sacks 0.5, West Virginia (10/3/15)
 PBU 4, TCU (10/5/13)
 Interceptions 2, at Kansas State (10/17/15)

#43 K/P AUSTIN SEIBERT

Field Goals Made 3, West Virginia (10/3/15)
 Field Goals Attempted 3, West Virginia (10/3/15)
 Long Field Goal Made 46, at Kansas (10/31/15)
 Long Punt 58, West Virginia (10/3/15)

#20 LB FRANK SHANNON

Tackles 16, vs. Texas (10/12/13)
 TFL 2.5, Iowa State (11/16/13)
 Sacks 2.0, Iowa State (11/16/13)
 Interceptions 1, 2x, MR: Texas Tech (10/24/15)
 Fumbles Forced 1, vs. Texas (10/12/13)
 Fumbles Recovered 1, at TCU (12/1/12)

#3 WR STERLING SHEPARD

Receptions 15, Kansas State (10/18/14)
 Receiving Yards 215, at TCU (10/4/14)
 Receiving TDs 2, 3x, MR: at Kansas State (10/17/15)
 Long Reception 75, at TCU (10/4/14)
 Rushes 3, 2x, MR: vs. Texas (10/11/14)
 Rushing Yards 25, vs. Texas (10/11/14)
 Rushing TDs 1, vs. Alabama (1/2/14)
 Long Rush 31, vs. Texas (10/11/14)
 Punt Returns 4, 2x, MR: at Tennessee (9/12/15)
 Punt Return Yards 40, at Tennessee (9/12/15)
 Long Punt Return 27, West Virginia (10/3/15)

#19 LB ERIC STRIKER

Tackles 12, 2x, MR: West Virginia (10/3/15)
 TFL 3.0, 4x, MR: at Kansas State (10/17/15)
 Sacks 3.0, vs. Alabama (1/2/14)
 PBU 2, at Iowa State (11/1/14)
 Interceptions 1, Texas Tech (10/24/15)
 Fumbles Forced 1, 2x, MR: West Virginia (10/3/15)
 Fumbles Recovered 1, 4x, MR: at Kansas (10/31/15)

#21 CB WILL SUNDERLAND

Tackles 2, at Kansas (10/31/15)

#91 DE CHARLES TAPPER

Tackles 8, West Virginia (10/3/15)
 TFL 3.0, 2x, MR: at Kansas (10/31/15)
 Sacks 3.0, at Kansas (10/31/15)
 PBU 1, 4x, MR: Akron (9/5/15)
 Fumbles Forced 2, at Kansas (10/31/15)
 Fumbles Recovered 1, at West Virginia (9/20/14)

#6 CB STANVON TAYLOR

Tackles 3, 2x, MR: Louisiana Tech (8/30/14)
 TFL 1.0, Kansas (11/22/14)
 PBU 2, Tulsa (9/14/13)

#13 S AHMAD THOMAS

Tackles 14, Baylor (11/8/14)
 TFL 1.0, 2x, MR: West Virginia (10/3/15)
 Sacks 1.0, West Virginia (10/3/15)
 PBU 1, 3x, MR: Texas Tech (10/24/15)
 Interceptions 1, 2x, MR: West Virginia (10/3/15)

#14 QB CODY THOMAS

Completions 10, 2x, MR: Oklahoma State (12/6/14)
 Attempts 20, at Texas Tech (11/15/14)
 Passing Yards 133, at Texas Tech (11/15/14)
 Long Pass 47, Oklahoma State (12/6/14)
 Passing TDs 1, 2x, MR: Oklahoma State (12/6/14)
 Rushes 8, 2x, MR: Oklahoma State (12/6/14)
 Rushing Yards 103, at Texas Tech (11/15/14)
 Rushing TDs 1, at Texas Tech (11/15/14)
 Long Rush 35, at Texas Tech (11/15/14)

#7 CB JORDAN THOMAS

Tackles 7, Oklahoma State (12/6/14)
 PBU 3, vs. Clemson (12/29/14)
 Interceptions 2, West Virginia (10/3/15)

#93 DT JORDAN WADE

Tackles 4, 2x, MR: Tulsa (9/19/15)
 TFL 1.0, 2x, MR: at Kansas State (10/17/15)
 Sacks 1.0, 2x, MR: at Kansas State (10/17/15)
 Fumbles Recovered 1, Akron (9/5/15)
 PBU 1, Tulsa (9/19/15)

#97 DT CHARLES WALKER

Tackles 5, 2x, MR: Iowa State (11/7/15)
 TFL 2.0, 2x, MR: Iowa State (11/7/15)
 Sacks 1.5, Texas Tech (10/24/15)
 Fumbles Forced 1, Akron (9/5/15)

#87 DE D.J. WARD

Tackles 2, 3x, MR: West Virginia (10/3/15)
 TFL 1.0, at Kansas State (10/17/15)
 Sacks 1.0, at Kansas State (10/17/15)
 Fumbles Recovered 1, West Virginia (10/3/15)
 PBU 1, at Iowa State (11/1/14)

#11 WR DEDE WESTBROOK

Receptions 6, at Kansas (10/31/15)
 Receiving Yards 107, West Virginia (10/3/15)
 Receiving TDs 1, 3x, MR: Iowa State (11/7/15)
 Long Reception 42, West Virginia (10/3/15)

CAREER STATS

#1 LB DOMINIQUE ALEXANDER

YEAR	GP-GS	UT	AT	TOTAL	TFL	SACKS	INT	FF	FR	PBU
2013	13-8	50	30	80	3.5-4	1.0-1	0	2	0	1
2014	13-13	48	59	107	6.0-22	1.5-14	0	1	0	0
2015	9-9	43	32	75	6.0-11	1.5-5	1-0	0	0	1
Career	35-30	141	121	262	15.5-37	4.0-20	1-0	3	0	2

#81 WR MARK ANDREWS

YEAR	GP-GS	REC	YDS	AVG	TD	LONG
2015	9-0	16	271	16.9	6	61
Career	9-0	16	271	16.9	6	61

#27 CB DAKOTA AUSTIN

YEAR	GP-GS	UT	AT	TOTAL	TFL	SACKS	INT	FF	FR	PBU
2013	5-0	3	1	4	0	0	1-0	0	0	0
2014	5-0	3	1	4	0	0	0	0	0	0
2015	7-2	23	2	25	1.0-5	0	2-38	0	0	3
Career	17-2	29	4	33	1.0-5	0	3-38	0	0	3

#1 WR JARVIS BAXTER

YEAR	GP-GS	REC	YDS	AVG	TD	LONG
2015	9-3	14	153	10.9	1	29
Career	9-3	14	153	10.9	1	29

#23 LB DEVANTE BOND

YEAR	GP-GS	UT	AT	TOTAL	TFL	SACKS	INT	FF	FR	PBU
2014	12-3	18	11	29	4.0-7	0	0	0	0	0
2015	5-3	12	8	20	4.0-24	2.0-18	0	1	0	0
Career	17-6	30	19	49	8.0-31	2.0-18	0	1	0	0

#34 RB DANIEL BROOKS

YEAR	GP-GS	RUSH	AVG	TD	LG	REC	AVG	TD	LG
2014	13-0	6-26	4.3	0	15	0	—	0	—
2015	7-0	26-145	5.6	0	22	2-40	20.0	0	34
Career	20-0	32-171	5.3	0	22	2-40	20.0	0	34

#4 S HATARI BYRD

YEAR	GP-GS	UT	AT	TOTAL	TFL	SACKS	INT	FF	FR	PBU
2013	5-0	1	2	3	0	0	0	0	0	0
2014	13-0	10	7	17	0	0	0	1	0	3
2015	9-2	14	15	29	0	0	0	0	0	0
Career	27-2	25	24	49	0	0	0	1	0	3

#90 DT MATT DIMON

YEAR	GP-GS	UT	AT	TOTAL	TFL	SACKS	INT	FF	FR	PBU
2013	12-0	3	2	5	0	0	0	0	0	0
2014	8-0	3	10	13	1.0-3	0.5-3	0	0	0	1
2015	9-9	13	15	28	6.0-21	2.5-15	0	1	0	0
Career	29-9	19	27	46	7.0-24	3.0-18	0	1	0	1

#26 LB JORDAN EVANS

YEAR	GP-GS	UT	AT	TOTAL	TFL	SACKS	INT	FF	FR	PBU
2013	8-0	6	6	12	0.5-0	0	0	0	0	1
2014	13-13	55	38	93	6.5-9	0	1-0	2	1-0	3
2015	7-7	29	25	54	3.0-20	1.0-13	0	0	1-41	2
Career	28-20	90	69	159	10.0-29	1.0-13	1-0	2	2-41	6

#9 LB TAY EVANS

YEAR	GP-GS	UT	AT	TOTAL	TFL	SACKS	INT	FF	FR	PBU
2015	8-0	5	2	7	0	0	0	0	0	0
Career	8-0	5	2	7	0	0	0	0	0	0

#36 FB DIMITRI FLOWERS

YEAR	GP-GS	RUSH	AVG	TD	LG	REC	AVG	TD	LG
2014	13-5	0-14	14.0	0	0	9-92	10.2	0	16
2015	9-4	0-0	—	0	—	5-99	19.8	2	75
Career	22-9	0-14	14.0	0	0	14-191	13.6	2	75

#14 CB MARCUS GREEN

YEAR	GP-GS	UT	AT	TOTAL	TFL	SACKS	INT	FF	FR	PBU
2015	6-0	7	1	8	0	0	0	0	0	0
Career	6-0	7	1	8	0	0	0	0	0	0

#8 S KAHLIL HAUGHTON

YEAR	GP-GS	UT	AT	TOTAL	TFL	SACKS	INT	FF	FR	PBU
2015	8-0	3	2	5	0.5-4	0.5-4	0	0	0	0
Career	8-0	3	2	5	0.5-4	0.5-4	0	0	0	0

#39 K NICK HODGSON

YEAR	GP-GS	KICKOFFS	YDS	TB	TB%	OB	AVG.
2012	1-0	2	128	0	0.0	0	64.0
2013	13-0	68	4,382	43	63.2	2	64.4
2014	13-0	86	5,506	58	67.4	2	64.0
2015	9-0	74	4,691	41	55.4	0	63.4
Career	36-0	230	14,707	142	61.7	4	63.9

YEAR	FGM-FGA	PCT	BLK	LONG	PAT	PCT
2015	1-1	100.0	0	32	1-1	100.0
Career	1-1	100.0	0	32	1-1	100.0

#12 CB WILL JOHNSON

YEAR	GP-GS	UT	AT	TOTAL	TFL	SACKS	INT	FF	FR	PBU
2015	7-1	8	2	10	2.0-10	0	0	0	0	1
Career	7-1	8	2	10	2.0-10	0	0	0	0	1

#9 QB TREVOR KNIGHT

YEAR	GP-GS	C-A	PCT	YDS	AVG/G	TD	INT	LG	RUSH	YDS	AVG	TD	LG
2013	8-5	79-134	59.0	819	102.4	9	5	48	67	445	6.6	2	56
2014	10-10	179-316	56.6	2,300	230.0	14	12	75	68	339	5.0	5	31
2015	5-0	17-24	70.8	229	45.8	2	1	55	10	50	5.0	1	10
Career	23-15	275-474	58.0	3,348	145.6	25	18	75	145	834	5.8	8	56

#40 LB P.L. LINDLEY

YEAR	GP-GS	UT	AT	TOTAL	TFL	SACKS	INT	FF	FR	PBU
2012	7-0	3	1	4	0	0	0	0	0	0
2013	10-2	6	4	10	0	0	0	0	1-0	0
2014	10-0	2	1	3	0	0	0	0	0	0
2015	9-3	8	5	13	2.5-7	0.5-4	0	0	0	1
Career	36-5	19	11	30	2.5-7	0.5-4	0	0	1-0	1

#6 QB BAKER MAYFIELD

YEAR	GP-GS	C-A	PCT	YDS	AVG/G	TD	INT	LG	RUSH	YDS	AVG	TD	LG
2013*	8-7	218-340	64.1	2,315	289.4	12	9	60	88	190	2.2	3	22
2014	SAT OUT AFTER TRANSFERRING												
2015	9-9	193-275	70.2	2,812	312.4	28	4	76	95	225	2.4	5	39
Career	17-16	411-615	66.8	5,127	301.6	40	13	76	183	415	2.3	8	39

* at Texas Tech

#2 CB P.J. MBANASOR

YEAR	GP-GS	UT	AT	TOTAL	TFL	SACKS	INT	FF	FR	PBU
2015	9-2	5	2	7	0	0	0	0	0	1
Career	9-2	5	2	7	0	0	0	0	0	1

#29 S PRENTICE MCKINNEY

YEAR	GP-GS	UT	AT	TOTAL	TFL	SACKS	INT	FF	FR	PBU
2015	3-0	1	1	2	0	0	0	0	0	1
Career	3-0	1	1	2	0	0	0	0	0	1

#15 WR JEFFERY MEAD

YEAR	GP-GS	REC	YDS	AVG	TD	LONG
2014	8-0	0	0	—	0	—
2015	8-0	4	47	11.8	1	20
Career	16-0	4	47	11.8	1	20

#13 WR A.D. MILLER

YEAR	GP-GS	REC	YDS	AVG	TD	LONG
2015	6-1	2	16	8.0	0	12
Career	6-1	2	16	8.0	0	12

#25 RB JOE MIXON

YEAR	GP-GS	RUSH	AVG	TD	LG	REC	AVG	TD	LG
2015	9-2	78-519	6.7	5	57	22-313	14.2	4	76
Career	9-2	78-519	6.7	5	57	22-313	14.2	4	76

#5 WR DURRON NEAL

Table with 7 columns: YEAR, GP-GS, REC, YDS, AVG, TD, LONG. Career totals: 45-23, 98, 1240, 12.9, 6, 71.

#31 LB OGBONNIA OKORONKWO

Table with 11 columns: YEAR, GP-GS, UT, AT, TOTAL, TFL, SACKS, INT, FF, FR, PBU. Career totals: 20-0, 9, 8, 17, 5.0-31, 4.0-27, 0, 0, 0, 0.

#98 DT MARQUISE OVERTON

Table with 11 columns: YEAR, GP-GS, UT, AT, TOTAL, TFL, SACKS, INT, FF, FR, PBU. Career totals: 5-0, 4, 0, 4, 1.0-4, 1.0-4, 0, 0, 0, 0.

#10 S STEVEN PARKER

Table with 11 columns: YEAR, GP-GS, UT, AT, TOTAL, TFL, SACKS, INT, FF, FR, PBU. Career totals: 22-13, 47, 24, 71, 5.5-25, 2.5-18, 0, 0, 1-0, 8.

#32 RB SAMAJE PERINE

Table with 11 columns: YEAR, GP-GS, RUSH, AVG, TD, LG, REC, AVG, TD, LG. Career totals: 22-17, 403-2519, 6.3, 31, 66, 25-159, 6.4, 1, 19.

#16 WR MICHIAH QUICK

Table with 11 columns: YEAR, GP-GS, REC, YDS, AVG, TD, LONG, KR, AVG, TD, LG. Career totals: 21-2, 31, 332, 10.7, 1, 54, 1, 13.0, 0, 13.

#92 DT MATTHEW ROMAR

Table with 11 columns: YEAR, GP-GS, UT, AT, TOTAL, TFL, SACKS, INT, FF, FR, PBU. Career totals: 20-8, 15, 13, 28, 1.5-7, 1.0-6, 0, 0, 0, 0.

#28 RB ALEX ROSS

Table with 13 columns: YEAR, GP-GS, RUSH, AVG, TD, LG, REC, AVG, TD, LG, KR, AVG, TD, LG. Career totals: 32-3, 121-787, 6.5, 5, 82, 11-66, 6.0, 0, 16, 41-1033, 25.2, 2, 100.

#15 CB ZACK SANCHEZ

Table with 11 columns: YEAR, GP-GS, UT, AT, TOTAL, TFL, SACKS, INT, FF, FR, PBU. Career totals: 33-33, 84, 33, 117, 4.0-8, 0.5-4, 11-203, 0, 0, 25.

#43 K/P AUSTIN SEIBERT

Table with 8 columns: YEAR, GP-GS, FGM-FGA, PCT, BLK, LONG, PAT, PCT. Career totals: 9-0, 12-15, 80.0, 0, 46, 53-53, 100.0.

Table with 8 columns: YEAR, PUNTS, YARDS, AVG, LONG, TB, FC, I20, 50+. Career totals: 34, 1,478, 43.5, 58, 2, 16, 14, 9.

#20 LB FRANK SHANNON

Table with 11 columns: YEAR, GP-GS, UT, AT, TOTAL, TFL, SACKS, INT, FF, FR, PBU. Career totals: 33-17, 98, 67, 165, 10.5-39, 4.0-25, 2-17, 1, 1, 0.

#3 WR STERLING SHEPARD

Table with 11 columns: YEAR, GP-GS, REC, YDS, AVG, TD, LONG, PR, AVG, TD, LG. Career totals: 46-37, 194, 3,020, 15.6, 22, 75, 28-220, 7.9, 0, 27.

#19 LB ERIC STRIKER

Table with 13 columns: YEAR, GP-GS, UT, AT, TOTAL, TFL, SACKS, INT, FF, FR, PBU. Career totals: 48-35, 100, 68, 168, 40.5-205, 23.0-149, 1-33, 2, 4-5, 8.

#21 S WILL SUNDERLAND

Table with 11 columns: YEAR, GP-GS, UT, AT, TOTAL, TFL, SACKS, INT, FF, FR, PBU. Career totals: 6-0, 2, 1, 3, 0, 0, 0, 0, 0, 0.

#91 DE CHARLES TAPPER

Table with 11 columns: YEAR, GP-GS, UT, AT, TOTAL, TFL, SACKS, INT, FF, FR, PBU. Career totals: 40-34, 56, 64, 120, 23.5-102, 13.5-77, 0, 4, 1, 4.

#6 CB STANVON TAYLOR

Table with 11 columns: YEAR, GP-GS, UT, AT, TOTAL, TFL, SACKS, INT, FF, FR, PBU. Career totals: 30-1, 9, 5, 14, 1.0-1, 0, 0, 0, 0, 2.

#13 S AHMAD THOMAS

Table with 11 columns: YEAR, GP-GS, UT, AT, TOTAL, TFL, SACKS, INT, FF, FR, PBU. Career totals: 34-22, 92, 52, 144, 3.0-7, 1.5-5, 2-33, 0, 0, 3.

#14 QB CODY THOMAS

Table with 13 columns: YEAR, GP-GS, C-A, PCT, YDS, AVG/G, TD, INT, LG, RUSH, YDS, AVG, TD, LG. Career totals: 9-3, 31-67, 46.3, 343, 38.1, 2, 4, 47, 23, 141, 6.1, 1, 35.

#7 CB JORDAN THOMAS

Table with 11 columns: YEAR, GP-GS, UT, AT, TOTAL, TFL, SACKS, INT, FF, FR, PBU. Career totals: 21-11, 48, 14, 62, 0, 0, 3-85, 0, 0, 9.

#93 DT JORDAN WADE

Table with 11 columns: YEAR, GP-GS, UT, AT, TOTAL, TFL, SACKS, INT, FF, FR, PBU. Career totals: 27-9, 22, 20, 42, 3.0-4, 3.0-4, 0, 0, 1-0, 1.

#97 DL CHARLES WALKER

Table with 11 columns: YEAR, GP-GS, UT, AT, TOTAL, TFL, SACKS, INT, FF, FR, PBU. Career totals: 17-0, 24, 15, 39, 10.0-49, 5.5-33, 0, 1, 0, 1.

#87 DL D.J. WARD

Table with 11 columns: YEAR, GP-GS, UT, AT, TOTAL, TFL, SACKS, INT, FF, FR, PBU. Career totals: 15-0, 8, 3, 11, 1.0-5, 1.0-5, 0, 0, 1-8, 1.

#11 WR DEDE WESTBROOK

Table with 7 columns: YEAR, GP-GS, REC, YDS, AVG, TD, LONG. Career totals: 9-9, 38, 593, 15.6, 3, 42.

THE LAST TIME...

INDIVIDUAL

Rushed 30 times

OU: 34, Samaje Perine, Kansas (11/22/14)
Opp.: 31, Zack Langer, Tulsa (9/19/15)

Rushed 40 times

OU: 55, Steve Owens at Oklahoma State (11/29/69)
Opp.: 40, Ricky Williams, Texas (10/11/97)

Rushed 50 times

OU: 55, Steve Owens at Oklahoma State (11/29/69)
Opp.: Under research

Rushed for 100 yards

OU: 103, Alex Ross at Kansas (10/31/15)
Opp.: 117, D'Onta Freeman and 115, Jerrod Heard vs. Texas (10/10/15)

Quarterback rushed for 100 yards

OU: 103, Cody Thomas at Texas Tech (11/15/14)
Opp.: 115, Jerrod Heard, vs. Texas (10/10/15)

Rushed for 200 yards

OU: 201, Samaje Perine, Texas Tech (10/24/15)
Opp.: 229, Johnny Manziel vs. Texas A&M (1/4/13)

Rushed for 300 yards

OU: 427, Samaje Perine, Kansas (11/22/14)
Opp.: 344, Tavon Austin at West Virginia (11/17/12)

Rushed for 400 yards

OU: 427, Samaje Perine, Kansas (11/22/14)
Opp.: Never

Two 100-yard rushers

OU: 201, Samaje Perine and 154, Joe Mixon, Texas Tech (10/24/15)
Opp.: 117, D'Onta Freeman and 115, Jerrod Heard vs. Texas (10/10/15)

Three 100-yard rushers

OU: 146, Trevor Knight, 144, Alex Ross & 110 Samaje Perine at Iowa St. (11/1/14)
Opp.: Never

Had a 70-yard run from scrimmage

OU: 82, Alex Ross at Tulsa (9/6/14)
Opp.: 81, D'Onta Freeman vs. Texas (10/10/15)

Had an 80-yard run from scrimmage

OU: 82, Alex Ross at Tulsa (9/6/14)
Opp.: 81, D'Onta Freeman vs. Texas (10/10/15)

Had a 90-yard run from scrimmage

OU: 95, Damien Williams, Texas (10/13/12)
Opp.: 99, Eric Vann, Kansas (10/4/97)

Rushed for three touchdowns

OU: 4, Samaje Perine, Texas Tech (10/24/15)
Opp.: 4, Joseph Randle, Oklahoma State (11/24/12)

Rushed for four touchdowns

OU: 4, Samaje Perine, Texas Tech (10/24/15)
Opp.: 4, Joseph Randle, Oklahoma State (11/24/12)

Rushed for five touchdowns

OU: 5, Samaje Perine, Kansas (11/22/14)
Opp.: Never

Rushed for six touchdowns

OU: 6, Quentin Griffin vs. Texas (10/7/00)
Opp.: Never

Passed for 300 yards

OU: 342, Baker Mayfield, Iowa State (11/7/15)
Opp.: 427, Dane Evans, Tulsa (9/19/15)

Passed for 400 yards

OU: 487, Baker Mayfield, Tulsa (9/19/15)
Opp.: 427, Dane Evans, Tulsa (9/19/15)

Passed for 500 yards

OU: 500, Landry Jones, Oklahoma State (11/24/12)
Opp.: Never

Attempted 40 passes

OU: 44, Trevor Knight vs. Alabama (1/2/14)
Opp.: 51, Joel Lanning, Iowa State (11/7/15)

Attempted 50 passes

OU: 71, Landry Jones, Oklahoma State (11/24/12)
Opp.: 51, Joel Lanning, Iowa State (11/7/15)

Attempted 60 passes

OU: 71, Landry Jones, Oklahoma State (11/24/12)
Opp.: 64, Ryan Tannehill, Texas A&M (11/5/11)

Threw three touchdown passes

OU: 3, Baker Mayfield, Iowa State (11/7/15)
Opp.: 4, Dane Evans, Tulsa (9/19/15)

Threw four touchdown passes

OU: 4, Baker Mayfield at Kansas (10/31/15)
Opp.: 4, Dane Evans, Tulsa (9/19/15)

Threw five touchdown passes

OU: 5, Baker Mayfield at Kansas State (10/17/15)
Opp.: 5, Matt Leinart, USC (1/4/05)

Threw six touchdown passes

OU: 6, Landry Jones at West Virginia (11/17/12)
Opp.: Under research

Non-quarterback touchdown pass

OU: 4 yards, Durrion Neal to Trevor Knight at West Virginia (9/20/14)
Opp.: 3 yards, Kenny Williams to Eric Ward, Texas Tech (10/26/13)

Caught 10 passes

OU: 10, Durrion Neal, Iowa State (11/7/15)
Opp.: 14, Keyarris Garrett & 10, Joshua Atkinson, Tulsa (9/19/15)

Had 100 yards receiving

OU: 183, Sterling Shepard at Kansas (10/31/15)
Opp.: 101, Allen Lazard, Iowa State (11/7/15)

Had 150 yards receiving

OU: 183, Sterling Shepard at Kansas (10/31/15)
Opp.: 189, Keyarris Garrett, Tulsa (9/19/15)

Had 200 yards receiving

OU: 215, Sterling Shepard at TCU (10/4/14)
Opp.: 224, Corey Coleman, Baylor (11/8/14)

Had a 70-yard pass completion

OU: 75, Baker Mayfield to Sterling Shepard, Iowa State (11/7/15)
Opp.: 90, Jake Waters to Tyler Lockett at Kansas State (11/23/13)

Had an 80-yard pass completion

OU: 82, Blake Bell to Jaz Reynolds, Tulsa (9/14/13)
Opp.: 90, Jake Waters to Tyler Lockett at Kansas State (11/23/13)

Had a 90-yard pass completion

OU: 90, Eric Moore to P.J. Mills, Iowa State (10/7/95)
Opp.: 90, Jake Waters to Tyler Lockett at Kansas State (11/23/13)

Caught two touchdown passes

OU: 2, Sterling Shepard at Kansas State (10/17/15)
Opp.: 2, Keevan Lucas, Tulsa (9/19/15)

Caught three touchdown passes

OU: 4, Kenny Stills at West Virginia (11/17/12)
Opp.: 3, Tyler Lockett at Kansas State (11/23/13)

Caught four touchdown passes

OU: 4, Kenny Stills at West Virginia (11/17/12)
Opp.: 4, Stedman Bailey at West Virginia (11/17/12)

Two 100-yard receivers

OU: 123, Sterling Shepard & 109, Jaz Reynolds, Tulsa (9/14/13)
Opp.: 189, Keyarris Garrett & 104, Joshua Atkinson, Tulsa (9/19/15)

100-yard rusher and 100-yard receiver

OU: 103 (rush), Alex Ross, 183 (rec.), Sterling Shepard at Kansas (10/31/15)
Opp.: 161 (rush), Zack Langer, 189 (rec.), Keyarris Garrett & 104 (rec.) Josh Atkinson, Tulsa (9/19/15)

Returned a punt for a touchdown

OU: 64, Jalen Saunders at Oklahoma State (12/7/13)
Opp.: 92, Tyreek Hill, Oklahoma State (12/6/14)

Returned a kickoff for a touchdown

OU: 91, Alex Ross vs. Texas (10/11/14)
Opp.: 100, Fozzy Whittaker, Texas (10/8/11)

Returned an interception for a touchdown

OU: 38, Zack Sanchez at Kansas State (10/17/15)
Opp.: 47, Ben Boulware, vs. Clemson (12/29/14)

Returned a fumble for a touchdown

OU: 41, Jordan Evans, West Virginia (10/3/15)
Opp.: 63, Cassius Sendish, Kansas (11/22/14)

Returned a blocked field goal for a touchdown

OU: 48, Darryl Bright vs. Texas Tech (11/21/98)
Opp.: Under research

Returned a blocked punt for a touchdown

OU: 0, Will Peoples vs. Texas Tech (11/23/02)
Opp.: 24, Nathan Jeffery at UTEP (9/1/12)

Had 15 tackles

OU: 15, Hatari Byrd, Tulsa (9/19/15)
Opp.: 15, Dakota Allen, Texas Tech (10/24/15)

Had 20 tackles

OU: 22, Rocky Calmus at Colorado (10/30/99)
Opp.: 21, Jalen Reeves-Maybin, at Tennessee (9/12/15)

Had multiple interceptions

OU: 2, Zack Sanchez at Kansas State (10/17/15)
Opp.: 2, Todd Kelly, Jr., at Tennessee (9/12/15)

Had at least 2.0 sacks

OU: 2.0, Charles Tapper, Iowa State (11/7/15)
Opp.: 2.0, Dorance Armstrong at Kansas (10/31/15)

Blocked a punt

OU: Matt Dimon at Kansas (10/19/13)
Opp.: Zack Craig at Oklahoma State (12/7/13)

Blocked a field goal

OU: Devante Bond, Tulsa (9/19/15)
Opp.: A.J. Johnson, Tennessee (9/13/14)

Blocked an extra point attempt

OU: Devante Bond, vs. Clemson (12/29/14)
Opp.: Shaq Lawson, Clemson (12/29/14)

Recorded a safety

OU: Dominique Alexander at Baylor (11/7/13) (sack)
Opp.: Team, Texas A&M (11/6/10) (Bad snap thru end zone)

Made three field goals

OU: 3, Austin Seibert, West Virginia (10/3/15)
Opp.: 3, Kyle Brindza, Notre Dame (10/27/12)

Made a 50-yard field goal

OU: 53, Michael Hunnicutt at Kansas State (10/29/11)
Opp.: 54, Josh Lambert at West Virginia (9/20/14)

Had a 70-yard punt

OU: 70, Jed Barnett at West Virginia (9/20/14)
Opp.: 73, Mike Brandtner, Iowa State (10/14/06)

Converted a two-point conversion

OU: Blake Bell to Sterling Shepard at Notre Dame (9/28/13)
Opp.: Ryan Tannehill to Malcome Kennedy, Texas A&M (11/5/11)

Returned a blocked PAT for a two-point conversion:

OU: Zack Sanchez at TCU (10/4/13)
Opp.: Quandre Diggs vs. Texas (10/13/12)

TEAM

Scored 40 points

OU: 52-16, Iowa State (11/7/15)
Opp: 40-6, Clemson (12/29/14)

Scored 50 points

OU: 52-16, Iowa State (11/7/15)
Opp.: 55-19, USC (1/4/05)

Scored 60 points

OU: 62-7, at Kansas (10/31/15)
Opp.: 69-7, Nebraska (11/1/97)

Scored 70 points

OU: 79-10 vs. North Texas (9/1/07)
Opp.: 73-21, Nebraska (11/2/96)

Posted a shutout

OU: 55-0, at Kansas State (10/17/15)
Opp.: 29-0, at Texas A&M (11/7/98)

Rushed for 200 yards

OU: 279, Iowa State (11/7/15)
Opp.: 313, vs. Texas (10/10/15)

Rushed for 300 yards

OU: 405, Texas Tech (10/24/15)
Opp.: 313, vs. Texas (10/10/15)

Rushed for 400 yards

OU: 405, Texas Tech (10/24/15)
Opp.: 458 at West Virginia (11/17/12)

Rushed for 500 yards

OU: 510, Kansas (11/22/14)
Opp.: Never

Rushed for 600 yards

OU: 768 vs. Kansas State (10/15/88)
Opp.: Never

Rushed for 700 yards

OU: 768 vs. Kansas State (10/15/88)
Opp.: Never

Rushed for less than 100 yards

OU: 67 vs. Texas (10/10/15)
Opp.: 35, at Kansas (10/31/15)

Rushed for five touchdowns

OU: 7, Texas Tech (10/24/15)
Opp.: 5, Baylor (11/8/14)

Rushed for six touchdowns

OU: 7, Texas Tech (10/24/15)
Opp.: 8, Nebraska (11/1/97)

Rushed for seven touchdowns

OU: 7, Texas Tech (10/24/15)
Opp.: 8, Nebraska (11/1/97)

Rushed for eight touchdowns

OU: 8, Florida A&M (9/8/12)
Opp.: 8, Nebraska (11/1/97)

Passed for 300 yards

OU: 405, Iowa State (11/7/15)
Opp.: 427, Tulsa (9/19/15)

Passed for 400 yards

OU: 405, Iowa State (11/7/15)
Opp.: 427, Tulsa (9/19/15)

Passed for 500 yards

OU: 500, Oklahoma State (11/24/12)
Opp.: Never

Passed for less than 100 yards

OU: 39, Kansas (11/22/14)
Opp.: 45, at Kansas State (10/17/15)

Passed for five touchdowns

OU: 5, at Kansas (10/31/15)
Opp.: 5, USC (1/4/05)

Passed for six touchdowns

OU: 6, at West Virginia (11/17/12)
Opp.: Never

Gained 500 yards total offense

OU: 684, Iowa State (11/7/15)
Opp.: 603, Tulsa (9/19/15)

Gained 600 yards total offense

OU: 684, Iowa State (11/7/15)
Opp.: 603, Tulsa (9/19/15)

Gained 700 yards total offense

OU: 710, at Kansas (10/31/15)
Opp.: 778, at West Virginia (11/17/12)

Gained 800 yards total offense

OU: 829 vs. Kansas State (10/15/88)
Opp.: Never

Held under 100 total yards

OU: 83 vs. Navy (10/2/65)
Opp.: 44 vs. Idaho State (9/12/09)

Held under 200 total yards

OU: 183 vs. Iowa State (10/16/10)
Opp.: 110, at Kansas State (10/17/15)

BEST OF THE STOOPS ERA

INDIVIDUAL

OFFENSE

Rushing Yards

427, Samaje Perine vs. Kansas (11/22/14)
 249, Adrian Peterson at Oklahoma State (10/30/04)
 248, Quentin Griffin vs. Texas (10/12/02)
 242, Samaje Perine at West Virginia (9/20/14)
 240, Adrian Peterson at Baylor (11/20/04)

Rushing Attempts

36, Adrian Peterson at Kansas State (10/16/04)
 35, DeMarco Murray vs. Utah State (9/4/10)
 35, Allen Patrick at Missouri (10/28/06)
 35, Allen Patrick vs. Colorado (10/21/06)
 34, Done 3 times, MR: Samaje Perine vs. Kansas (11/22/14)

Rushing Touchdowns

6, Quentin Griffin vs. Texas (10/7/00)
 5, Samaje Perine vs. Kansas (11/22/14)
 5, DeMarco Murray vs. North Texas (9/1/07)
 4, Done 7 times, MR: **Samaje Perine vs. Texas Tech (10/24/15)**

Passing Yards

554, Landry Jones at West Virginia (11/17/12)
 505, Landry Jones at Kansas State (10/29/11)
 500, Landry Jones vs. Oklahoma State (11/24/12)
487, Baker Mayfield vs. Tulsa (9/19/15)
 468, Landry Jones at Oklahoma State (11/27/10)
 468, Sam Bradford vs. Kansas (10/18/08)

Pass Completions

46, Landry Jones vs. Oklahoma State (11/24/12)
 39, Josh Heupel vs. Ole Miss (12/31/09)
 38, Landry Jones at West Virginia (11/17/12)
 37, Landry Jones at Oklahoma State (11/27/10)
 37, Josh Heupel vs. Baylor (9/18/99)

Pass Attempts

71, Landry Jones vs. Oklahoma State (11/24/12)
 62, Landry Jones at Oklahoma State (11/27/10)
 59, Landry Jones at Texas A&M (11/6/10)
 58, Landry Jones at Nebraska (11/7/09)
 58, Josh Heupel at Colorado (10/30/99)

Passing Touchdowns

6, Landry Jones at West Virginia (11/17/12)
 6, Landry Jones vs. Tulsa (9/19/09)
 5, Done 17 times, MR: **Baker Mayfield at Kansas State (10/17/15)**

Receptions

15, Sterling Shepard vs. Kansas State (10/18/14)
 15, Justin Brown vs. Oklahoma State (11/24/12)
 15, Jalen Saunders vs. Notre Dame (10/27/12)
 15, Ryan Broyles vs. Iowa State (10/16/10)
 14, Ryan Broyles at Kansas State (10/29/11)
 14, Ryan Broyles vs. Tulsa (9/3/11)

Receiving Yards

217, Ryan Broyles at Kansas (10/15/11)
 215, Sterling Shepard at TCU (10/4/14)
 208, Ryan Broyles vs. Colorado (10/30/10)
 206, Manuel Johnson vs. TCU (9/27/08)
 197, Sterling Shepard vs. Kansas State (10/18/14)

Receiving Touchdowns

4, Kenny Stills at West Virginia (11/17/12)
 4, Jermaine Gresham vs. Texas A&M (11/3/07)
 4, Trent Smith at Kansas (10/13/01)
 3, Done 12 times, MR:
 Ryan Broyles vs. Missouri (9/24/11)

Total Offense

572, Baker Mayfield vs. Tulsa (9/19/15)
 554, Landry Jones at West Virginia (11/17/12)
 505, Landry Jones at Kansas State (10/29/11)
 494, Landry Jones vs. Oklahoma State (11/24/12)
 482, Sam Bradford vs. Kansas (10/18/08)

Interceptions

3, Tony Jefferson vs. Ball State (10/1/11)
 3, J.T. Thatcher vs. Kansas (9/30/00)

2, Done 19 times, MR:

Zack Sanchez at Kansas State (10/19/15)

Pass Breakups

5, Derrick Strait vs. Oklahoma State (11/24/01)
 4, Done 7 times, MR:
 Zack Sanchez vs. TCU (10/5/13)

SPECIAL TEAMS

Field Goals Made

4, Done 6 times, MR:
 Michael Hunnicutt vs. Iowa State (11/26/11)

LONGEST PLAYS

(# – play resulted in TD)

Rush

95, Damien Williams vs. Texas (10/13/12)#
 92, DeMarco Murray vs. Utah State (9/15/07)#
 89, Damien Williams vs. Florida A&M (9/8/12)#
 84, Adrian Peterson vs. Oklahoma State (11/26/05)#
 82, Alex Ross at Tulsa (9/6/14)#

Pass Play

86, Landry Jones to Cameron Kenney at OSU (11/27/10)#
 82, Blake Bell to Jaz Reynolds vs. Tulsa (9/14/13)
 81, Landry Jones to Ryan Broyles vs. Colorado (10/30/10)#
 77, Sam Bradford to Ryan Broyles at Washington (9/13/08)#
 77, Jason White to Kejuan Jones at Texas Tech (11/22/03)#

Punt

85, Tress Way vs. Utah State (9/4/10)
 75, Tress Way at TCU (12/1/12)
 75, Michael Cohen at Texas A&M (11/4/06)
 74, Tress Way vs. Oklahoma State (11/28/09)
 73, Cody Freeby at Texas Tech (11/19/05)
 73, Jeff Ferguson at Colorado (10/30/99)

Field Goal

53, Michael Hunnicutt at Kansas State (10/29/11)
 53, Garrett Hartley vs. Utah State (9/15/07)
 52, Garrett Hartley vs. Texas (10/8/05)
 50, Garrett Hartley at Nebraska (10/29/05)
 48, Michael Hunnicutt at Oklahoma State (12/3/11)

Punt Return

91, Antonio Perkins at Tulsa (8/30/02)#
 91, Jalen Saunders vs. Iowa State (11/16/13)#
 90, Justin Brown vs. Kansas (10/20/12)#
 87, Ryan Broyles vs. Oklahoma State (11/28/09)#
 84, Antonio Perkins vs. UCLA (9/20/03)#

Kick Return

100, Alex Ross at West Virginia (9/20/14)#
 100, Roy Finch vs. Kansas (10/20/12)#
 100, Mark Bradley at Iowa State (10/4/03)#
 93, J.T. Thatcher at Kansas State (10/14/00)
 91, Alex Ross vs. Texas (10/11/14)#
 91, DeMarco Murray vs. Baylor (11/10/07)#

Interception Return

100, Julian Wilson vs. Tennessee (9/13/14)#
 97, Derrick Strait at Texas Tech (11/22/03)
 85, Dominique Franks at Kansas (10/24/09)#
 85, J.T. Thatcher vs. Texas Tech (11/18/00)#
 75, Derrick Strait at Baylor (11/16/02)#

Fumble Return

69, Cory Heinecke at Air Force (9/1/01)#
 61, Reggie Smith vs. Miami (FL) (9/8/07)#
 56, Jamell Fleming vs. Texas (10/8/11)#
 53, Keenan Clayton vs. Texas Tech (11/22/08)

TEAM

OFFENSE

First Downs

44, vs. Oklahoma State (11/24/12)
 41, at Iowa State (11/1/14)
 39, vs. Tulsa (9/19/15)
 39, vs. Missouri (12/6/08)
 37, vs. Iowa State (10/16/10)

Rushing Yards

510, vs. Kansas (11/22/14)
 510, at Iowa State (11/1/14)
405, vs. Texas Tech (10/24/15)
 405, vs. Iowa State (11/16/13)
 384, at Texas Tech (11/15/14)

Rushing Attempts

66, vs. Iowa State (10/19/02)
 63, vs. Oklahoma State (12/6/14)
 61, vs. Texas A&M (11/8/03)
 61, vs. Texas Tech (11/23/02)
 59, at Iowa State (11/1/14)

Rushing Touchdowns

8, vs. Florida A&M (9/8/12)
7, vs. Texas Tech (10/24/15)
 7, vs. North Texas (9/1/07)
 7, vs. Texas (10/7/00)
 6, vs. Texas (10/13/12)
 6, vs. Missouri (12/6/08)

Passing Yards

554, at West Virginia (11/17/12)
 520, at Kansas State (10/29/11)
 512, vs. Oklahoma State (11/24/12)
 488, vs. Colorado (10/30/10)
 487, vs. Tulsa (9/19/15)

Pass Completions

47, vs. Oklahoma State (11/24/12)
 39, vs. Tulsa (9/3/11)
 39, vs. Tulsa (11/3/01)
 39, vs. Mississippi (12/31/99)
 38, at West Virginia (11/17/12)
 38, vs. Baylor (9/18/99)

Pass Attempts

73, vs. Oklahoma State (11/24/12)
 62, at Oklahoma State (11/27/10)
 60, at Texas A&M (11/6/10)
 58, at Nebraska (11/7/09)
 58, at Colorado (10/30/99)

Passing Touchdowns

6, at West Virginia (11/17/12)
 6, vs. Tulsa (9/19/09)
 6, vs. Miami (FL) (9/8/07)
5, 18 times, MR: at Kansas (10/31/15)

Total Offense

773, vs. Tulsa (9/19/15)
 751, at Iowa State (11/1/14)
710, at Kansas (10/31/15)
 690, at Kansas State (10/29/11)
684, vs. Iowa State (11/7/15)

Points

79, vs. North Texas (9/1/07)
 77, vs. Texas A&M (11/8/03)
 69, vs. Florida A&M (9/8/12)
 68, vs. UTEP (9/14/02)
 66, at Texas A&M (11/8/08)

DEFENSE

Fewest First Downs

1, vs. Chattanooga (8/30/08)
 3, vs. Colorado (12/4/04)
 3, vs. Texas A&M (11/8/03)
 5, vs. Colorado (10/21/06)
 5, vs. Iowa State (10/19/02)
 5, vs. Texas A&M (11/10/01)

Fewest Rush Yards

-48, at Baylor (11/18/06)
 -22, vs. Idaho State (9/12/09)
 -7, at Texas Tech (11/17/01)
 -7, vs. Texas (10/7/00)
 -4, vs. Colorado (12/4/04)

Fewest Pass Yards

13, vs. Arkansas (1/1/02)
 16, at Kansas (10/19/13)
 20, vs. Chattanooga (8/30/08)
 25, at Baylor (11/4/00)
 32, vs. Texas A&M (11/8/03)

Fewest Completions

2, vs. Arkansas (1/1/02)
 2, vs. Indiana State (9/11/99)
 3, vs. Chattanooga (8/30/08)
 3, vs. Colorado (10/21/06)
 4, vs. Texas A&M (11/8/03)
 4, vs. Iowa State (10/19/02)

Fewest Total Yards

36, vs. Chattanooga (8/30/08)
 44, vs. Idaho State (9/12/09)
 46, vs. Colorado (12/4/04)
 50, vs. Arkansas (1/1/02)
 54, vs. Texas A&M (11/8/03)

Fewest Points

0, 15 times, MR: at K-State (10/17/15)

Most Sacks

9, vs. Arkansas (1/1/02)
 9, at Nebraska (10/29/05)
 8, vs. Texas (10/8/11)
7, 7 times, MR: vs. West Va. (10/3/15)

Most Interceptions

5, at Texas Tech (11/22/03)
 5, vs. Kansas (9/30/00)
4, vs. Texas Tech (10/24/15)
 4, vs. Texas (10/6/01)
3, 26 times, MR: at K-State (10/17/15)

Most Turnovers Forced

7, vs. Kansas (9/30/00)
 7, vs. UTEP (9/2/00)
 6, vs. Texas (10/11/03)
5, 10 times, MR: vs. West Virginia (10/3/15)

SCHEDULE & RESULTS (OVERALL: 8-1 | BIG 12: 5-1 | HOME: 5-0 | AWAY: 3-0 | NEUTRAL: 0-1)

Date	OU (Rank)	Opponent (Rank)	TV	Site	Time/Result	Attend.	Top Passer	Top Rusher	Top Receiver	Top Tackler
Sept. 5 (19/19)	Akron		PPV	Norman	W, 41-3	85,370	B. Mayfield (23-33-383-0, 3 TD)	S. Perine (11-33-1)	J. Baxter (5-51-0)	D. Alexander (11)
Sept. 12 (19/17)	at Tennessee (23/23)		ESPN	Knoxville, Tenn.	W, 31-24 (2OT)	102,455	B. Mayfield (19-39-187-2, 3 TD)	S. Perine (23-78-0)	S. Shepard (7-74-2)	A. Thomas (11)
Sept. 19 (16/17)	Tulsa		FS1	Norman	W, 52-38	85,657	B. Mayfield (32-38-487-0, 4 TD)	S. Perine (22-152-1)	S. Shepard (8-144-0)	H. Byrd (15)
Oct. 3 (15/14)	West Virginia (23/21)		FS1	Norman	W, 44-24	84,384	B. Mayfield (14-25-320-1, 3 TD)	S. Perine (16-65-0)	D. Westbrook (5-107-0)	E. Striker (12)
Oct. 10 (10/9)	vs. Texas		ABC	Dallas, Texas	L, 17-24	91,546	B. Mayfield (20-28-211-0, 1 TD)	S. Perine (10-36-1)	S. Shepard (6-95-0)	J. Evans (11)
Oct. 17 (19/19)	at Kansas State		ABC	Manhattan, Kan.	W, 55-0	52,867	B. Mayfield (20-27-282-1, 5 TD)	J. Mixon (15-73-1)	D. Westbrook (5-85-1)	Three Players (4)
Oct. 24 (17/15)	Texas Tech		ABC	Norman	W, 63-27	85,312	B. Mayfield (15-22-212-1, 2 TD)	S. Perine (23-201-4)	D. Neal (5-44-1)	F. Shannon (13)
Oct. 31 (14/13)	at Kansas		FS1	Lawrence, Kan.	W, 62-7	26,677	B. Mayfield (27-32-383-0, 4 TD)	A. Ross (14-103-0)	S. Shepard (11-183-1)	Alexander (11)
Nov. 7 (14/13)	Iowa State		ESPNU	Norman	W, 52-16	85,595	B. Mayfield (23-31-342-0, 3 TD)	S. Perine (13-95-1)	D. Neal (10-75-0)	A. Thomas (10)
Nov. 14 (12/11)	at Baylor (4/3)		ABC	Waco, Texas						
Nov. 21	TCU			Norman						
Nov. 28	at Oklahoma State			Stillwater, Okla.						

TEAM STATISTICS

	OU	OPP
SCORING	417	163
Points Per Game	46.3	18.1
FIRST DOWNS	250	179
Rushing	97	80
Passing	130	80
Penalty	23	19
RUSHING YARDAGE	1902	1338
Yards gained rushing	2115	1638
Yards lost rushing	213	300
Rushing Attempts	387	385
Average Per Rush	4.9	3.5
Average Per Game	211.3	148.7
TDs Rushing	22	8
PASSING YARDAGE	3042	1607
Comp-Att-Int	211-300-5	159-304-12
Average Per Pass	10.1	5.3
Average Per Catch	14.4	10.1
Average Per Game	338.0	178.6
TDs Passing	30	11
TOTAL OFFENSE	4944	2945
Total Plays	687	689
Average Per Play	7.2	4.3
Average Per Game	549.3	327.2
KICK RETURNS: #-YARDS	20-368	33-678
PUNT RETURNS: #-YARDS	20-164	8-9
INT RETURNS: #-YARDS	12-232	5-57
KICK RETURN AVERAGE	18.4	20.5
PUNT RETURN AVERAGE	8.2	1.1
INT RETURN AVERAGE	19.3	11.4
FUMBLES-LOST	13-9	7-5
PENALTIES-YARDS	55-529	62-546
Average Per Game	58.8	60.7
PUNTS-YARDS	34-1478	68-2960
Average Per Punt	43.5	43.5
Net punt average	42.0	40.2
KICKOFFS-YARDS	74-4691	36-2226
Average Per Kick	63.4	61.8
Net kick average	49.4	41.9
TIME OF POSSESSION/Game	30:22	29:38
3RD-DOWN Conversions	53/117	64/162
3rd-Down Pct	45%	40%
4TH-DOWN Conversions	7/12	3/9
4th-Down Pct	58%	33%
SACKS BY-YARDS	34-216	27-134
MISC YARDS	35	0
TOUCHDOWNS SCORED	54	19
FIELD GOALS-ATTEMPTS	13-16	10-14
ON-SIDE KICKS	0-0	1-1
RED-ZONE SCORES	(46-53) 87%	(21-28) 75%
RED-ZONE TOUCHDOWNS	(36-53) 68%	(14-28) 50%
PAT-ATTEMPTS	(54-54) 100%	(19-19) 100%
ATTENDANCE	426318	181999
Games/Avg Per Game	5/85264	3/60666
Neutral Site Games		1/91546

SCORE BY QUARTERS

	1st	2nd	3rd	4th	OT	TOTAL
Oklahoma	97	103	120	83	14	417
Opponents	33	65	37	21	7	163

RUSHING

Name	G	Att	Gain	Loss	Net	Avg	TD	Long	Avg/G
Perine, Samaje	9	140	824	18	806	5.8	10	48	89.6
Mixon, Joe	9	78	528	9	519	6.7	5	57	57.7
Mayfield, Baker	9	95	372	147	225	2.4	5	39	25.0
Ross, Alex	9	30	176	3	173	5.8	1	54	19.2
Brooks, Daniel	7	26	152	7	145	5.6	0	22	20.7
Knight, Trevor	5	10	58	8	50	5.0	1	10	10.0
Anderson, Rodney	2	1	5	0	5	5.0	0	5	2.5
team	6	4	0	9	-9	-2.2	0	0	-1.5
Westbrook, Dede	9	3	0	12	-12	-4.0	0	0	-1.3
Total	9	387	2115	213	1902	4.9	22	57	211.3
Opponents	9	385	1638	300	1338	3.5	8	81	148.7

PASSING

Name	G	Effic	Comp-Att-Int	Pct	Yds	TD	Long	Avg/G
Mayfield, Baker	9	186.77	193-275-4	70.2	2812	28	76	312.4
Knight, Trevor	5	170.15	17-24-1	70.8	229	2	55	45.8
Thomas, Cody	2	108.40	1-1-0	100.0	1	0	1	0.5
Total	9	185.18	211-300-5	70.3	3042	30	76	338.0
Opponents	9	100.75	159-304-12	52.3	1607	11	43	178.6

RECEIVING

Name	G	No.	Yds	Avg	TD	Long	Avg/G
Shepard, Sterling	9	47	826	17.6	7	74	91.8
Westbrook, Dede	9	38	593	15.6	3	42	65.9
Neal, Durrion	9	38	476	12.5	3	71	52.9
Mixon, Joe	9	22	313	14.2	4	76	34.8
Andrews, Mark	9	16	271	16.9	6	61	30.1
Baxter, Jarvis	9	14	153	10.9	1	29	17.0
Perine, Samaje	9	10	51	5.1	1	16	5.7
Quick, Michiah	8	6	95	15.8	0	34	11.9
Flowers, Dimitri	9	5	99	19.8	2	75	11.0
Mead, Jeffery	8	4	47	11.8	1	20	5.9
Bothun, Grant	9	3	34	11.3	0	15	3.8
Brooks, Daniel	7	2	40	20.0	0	34	5.7
Miller, A.D.	6	2	16	8.0	0	12	2.7
Knight, Connor	9	1	17	17.0	1	17	1.9
Todd, Dallis	6	1	9	9.0	0	9	1.5
Ross, Alex	9	1	1	1.0	0	1	0.1
Grant, Sam	7	1	1	1.0	1	1	0.1
Total	9	211	3042	14.4	30	76	338.0
Opponents	9	159	1607	10.1	11	43	178.6

PUNT RETURNS

Name	No.	Yds	Avg	TD	Long
Shepard, Sterling	17	147	8.6	0	27
Baxter, Jarvis	1	10	10.0	0	10
Mixon, Joe	1	0	0.0	0	0
Quick, Michiah	1	7	7.0	0	7
Total	20	164	8.2	0	27
Opponents	8	9	1.1	0	6

KICK RETURNS

Name	No.	Yds	Avg	TD	Long
Ross, Alex	18	315	17.5	0	28
Neal, Durrton	2	53	26.5	0	39
Total	20	368	18.4	0	39
Opponents	33	678	20.5	0	36

INTERCEPTIONS

Name	No.	Yds	Avg	TD	Long
Sanchez, Zack	3	43	14.3	1	38
Thomas, Jordan	3	85	28.3	0	38
Austin, Dakota	2	38	19.0	0	38
Shannon, Frank	1	0	0.0	0	0
Thomas, Ahmad	1	33	33.0	0	33
Striker, Eric	1	33	33.0	0	33
Alexander, Dominique	1	0	0.0	0	0
Total	12	232	19.3	1	38
Opponents	5	57	11.4	0	45

FUMBLE RETURNS

Name	No.	Yds	Avg	TD	Long
Ward, DJ	1	8	8.0	0	8
Evans, Jordan	1	41	41.0	1	41
Total	2	49	24.5	1	41
Opponents	2	63	31.5	0	50

FIELD GOALS BY PLAYER

Name	FGM-FGA	Pct	01-19	20-29	30-39	40-49	50-99	Lg	Blk
Austin Seibert	12-15	80.0	1-1	4-4	3-6	4-4	0-0	46	0
Nick Hodgson	1-1	100.0	0-0	0-0	1-1	0-0	0-0	32	0

FIELD GOALS SEQUENCE

	Oklahoma	Opponents
Akron	(35),(41)	21,(26)
Tennessee	(35)	(19),48
Tulsa	(20)	(23),32
West Virginia	(40),(25),(44)	(23)
Texas	(21)	(27)
Kansas State	(20),(19)	32
Texas Tech	32	(34),(28)
Kansas	31,(46),(32)	-
Iowa State	39,(37)	(43),(45),(51)

Numbers in (parentheses) indicate field goal was made.

PUNTING

Name	No.	Yds	Avg	Long	TB	FC	I20	Blkd
Seibert, Austin	34	1478	43.5	58	2	16	14	0
Total	34	1478	43.5	58	2	16	14	0
Opponents	68	2960	43.5	73	3	22	19	0

KICKOFFS

Name	No.	Yds	Avg	TB	OB	Ret	Net	YdLn
Hodgson, Nick	74	4691	63.4	41	0	—	—	—
Total	74	4691	63.4	41	0	678	40.4	24
Opponents	36	2226	61.8	14	2	368	41.9	23

SCORING

Name	TD	FGs	PAT Kick	PAT Rush	PAT Rcv	PAT Pass	DXP	Saf	Points
Seibert, Austin	0	12-15	53-53	0-0	0	0-0	0	0	89
Perine, Samaje	11	0-0	0-0	0-0	0	0-0	0	0	66
Mixon, Joe	9	0-0	0-0	0-0	0	0-0	0	0	54
Shepard, Sterling	7	0-0	0-0	0-0	0	0-0	0	0	42
Andrews, Mark	6	0-0	0-0	0-0	0	0-0	0	0	36
Mayfield, Baker	5	0-0	0-0	0-0	0	0-0	0	0	30
Westbrook, Dede	3	0-0	0-0	0-0	0	0-0	0	0	18
Neal, Durrton	3	0-0	0-0	0-0	0	0-0	0	0	18
Flowers, Dimitri	2	0-0	0-0	0-0	0	0-0	0	0	12
Grant, Sam	1	0-0	0-0	0-0	0	0-0	0	0	6
Knight, Trevor	1	0-0	0-0	0-0	0	0-0	0	0	6
Mead, Jeffery	1	0-0	0-0	0-0	0	0-0	0	0	6
Knight, Connor	1	0-0	0-0	0-0	0	0-0	0	0	6
Baxter, Jarvis	1	0-0	0-0	0-0	0	0-0	0	0	6
Ross, Alex	1	0-0	0-0	0-0	0	0-0	0	0	6
Sanchez, Zack	1	0-0	0-0	0-0	0	0-0	0	0	6
Evans, Jordan	1	0-0	0-0	0-0	0	0-0	0	0	6
Hodgson, Nick	0	1-1	1-1	0-0	0	0-0	0	0	4
Total	54	13-16	54-54	0-0	0	0-0	0	0	417
Opponents	19	10-14	19-19	0-0	0	0-0	0	0	163

ALL-PURPOSE YARDS

Name	G	Rush	Rec	PR	KOR	IR	Tot	Avg/G
Shepard, Sterling	9	0	826	147	0	0	973	108.1
Perine, Samaje	9	806	51	0	0	0	857	95.2
Mixon, Joe	9	519	313	0	0	0	832	92.4
Westbrook, Dede	9	-12	593	0	0	0	581	64.6
Neal, Durrton	9	0	476	0	53	0	529	58.8
Ross, Alex	9	173	1	0	315	0	489	54.3
Andrews, Mark	9	0	271	0	0	0	271	30.1
Mayfield, Baker	9	225	0	0	0	0	225	25.0
Brooks, Daniel	7	145	40	0	0	0	185	26.4
Baxter, Jarvis	9	0	153	10	0	0	163	18.1
Quick, Michiah	8	0	95	7	0	0	102	12.8
Flowers, Dimitri	9	0	99	0	0	0	99	11.0
Thomas, Jordan	8	0	0	0	0	85	85	10.6
Knight, Trevor	5	50	0	0	0	0	50	10.0
Mead, Jeffery	8	0	47	0	0	0	47	5.9
Sanchez, Zack	7	0	0	0	0	43	43	6.1
Austin, Dakota	7	0	0	0	0	38	38	5.4
Bothun, Grant	9	0	34	0	0	0	34	3.8
Thomas, Ahmad	9	0	0	0	0	33	33	3.7
Striker, Eric	9	0	0	0	0	33	33	3.7
Knight, Connor	9	0	17	0	0	0	17	1.9
Miller, A.D.	6	0	16	0	0	0	16	2.7
Todd, Dallis	6	0	9	0	0	0	9	1.5
Anderson, Rodney	2	5	0	0	0	0	5	2.5
Grant, Sam	7	0	1	0	0	0	1	0.1
team	6	-9	0	0	0	0	-9	-1.5
Total	9	1902	3042	164	368	232	5708	634.2
Opponents	9	1338	1607	9	678	57	3689	409.9

TOTAL OFFENSE

Name	G	Plays	Rush	Pass	Total	Avg/G
Mayfield, Baker	9	370	225	2812	3037	337.4
Perine, Samaje	9	140	806	0	806	89.6
Mixon, Joe	9	78	519	0	519	57.7
Knight, Trevor	5	34	50	229	279	55.8
Ross, Alex	9	30	173	0	173	19.2
Brooks, Daniel	7	26	145	0	145	20.7
Anderson, Rodney	2	1	5	0	5	2.5
Thomas, Cody	2	1	0	1	1	0.5
team	6	4	-9	0	-9	-1.5
Westbrook, Dede	9	3	-12	0	-12	-1.3
Total	9	687	1902	3042	4944	549.3
Opponents	9	689	1338	1607	2945	327.2

DEFENSIVE STATISTICS

No.	Name	GP	Solo	Ast	Total	TFL/Yds	Sacks-Yards	Int-Yds	BrUp	QBH	Rcv-Yds	FF	Kick	Saf
1	Alexander, Dominique	9	43	32	75	6.0-11	1.5-5	1-0	1
13	Thomas, Ahmad	9	37	23	60	1.5-5	1.5-5	1-33	1
26	Evans, Jordan	7	29	25	54	3.0-20	1.0-13	.	2	.	1-41	.	.	.
19	Striker, Eric	9	24	20	44	13.0-62	7.5-53	1-33	.	7	1-0	1	.	.
10	Parker, Steven	9	27	13	40	3.5-16	1.5-12	.	2	1	1-0	.	.	.
20	Shannon, Frank	8	21	12	33	.	.	1-0
91	Tapper, Charles	9	19	13	32	7.0-39	5.0-28	.	1	1	.	3	.	.
7	Thomas, Jordan	8	21	9	30	.	.	3-85	4
97	Walker, Charles	9	20	9	29	9.0-47	5.0-32	.	1	2	.	1	.	.
4	Byrd, Hatari	9	14	15	29
94	Dimon, Matt	9	13	15	28	6.0-21	2.5-15	1	.	.
15	Sanchez, Zack	7	20	8	28	2.5-6	0.5-4	3-43	4	1
27	Austin, Dakota	7	23	2	25	1.0-5	.	2-38	3
23	Bond, Devante	5	12	8	20	4.0-24	2.0-18	.	.	2	.	1	1	.
92	Romar, Matthew	8	11	7	18	0.5-1
93	Wade, Jordan	9	9	7	16	1.0-2	1.0-2	.	1	.	1-0	.	.	.
40	Lindley, P.L.	9	8	5	13	2.5-7	0.5-4	.	1	3
12	Johnson, Will	7	8	2	10	2.0-10	.	.	1	1
31	Okoronkwo, Ogbonna	9	5	4	9	2.0-12	2.0-12
14	Green, Marcus	6	7	1	8
2	Mbanasor, P.J.	9	5	2	7	.	.	.	1
9	Evans, Tay	8	5	2	7
87	Ward, DJ	9	5	1	6	1.0-5	1.0-5	.	.	.	1-8	.	.	.
8	Haughton, Kahlil	8	3	2	5	0.5-4	0.5-4
42	Hunter, Ruben	9	2	2	4
98	Overton, Marquise	5	4	.	4	1.0-4	1.0-4
39	Hodgson, Nick	9	3	.	3
42	Horky, Wesley	9	.	3	3
21	Sunderland, Will	6	2	1	3
29	McKinney, Prentice	4	1	1	2	.	.	.	1
16	Quick, Michiah	8	2	.	2
24	Anderson, Rodney	2	2	.	2
6	Mayfield, Baker	9	2	.	2
6	Taylor, Stanvon	4	.	2	2
34	Brooks, Daniel	7	1	1	2
36	Flowers, Dimitri	9	.	1	1
5	Neal, Durrton	9	1	.	1
75	Samia, Dru	8	1	.	1
17	Smallwood, Jordan	3	1	.	1
99	Orso-Bacchus, Dwayne	5	1	.	1
28	Ross, Alex	9	1	.	1
Total		9	413	248	661	67-301	34-216	12-232	24	18	5-49	7	1	.
Opponents		9	420	298	718	56.0-200	27-134	5-57	18	13	9-63	10	.	.

OKLAHOMA GIVEAWAYS/TAKEAWAYS

Game	Giveaway			Takeaway			Dif.
	Fum	Int	Tot	Fum	Int	Tot	
AKRON	1	1	2	1	0	1	-1
at Tennessee	0	2	2	0	1	1	-1
TULSA	2	0	2	0	0	0	-2
W. VIRGINIA	1	1	2	2	3	5	+3
vs. Texas	1	0	1	0	0	0	-1
at K-State	0	0	0	0	3	3	+3
TEXAS TECH	1	1	2	0	4	4	+2
at Kansas	2	0	2	2	0	2	0
IOWA STATE	1	0	1	0	1	1	0
at Baylor							
TCU							
at Okla. State							

FUMBLES

Name	No. - Lost
Perine, Samaje	2-2
Ross, Alex	2-2
Shepard, Sterling	2-2
Westbrook, Dede	2-1
Baxter, Jarvis	1-1
Mixon, Joe	1-1
Mayfield, Baker	2-0
Knight, Trevor	1-0

OPENING DRIVES – OFFENSE

Game	1st Half	2nd Half
AKRON	Punt	Touchdown
at Tennessee	Interception	Punt
TULSA	Made FG	Punt
WEST VIRGINIA	Punt	Punt
vs. Texas	Punt	Touchdown
at K-State	Touchdown	Made FG
TEXAS TECH	Punt	Touchdown
at Kansas	Missed FG	Touchdown
IOWA STATE	Touchdown	Made FG
at Baylor		
TCU		
at Oklahoma State		

OPENING DRIVES – DEFENSE

Game	1st Half	2nd Half
AKRON	Punt	Punt
at Tennessee	Made FG	Missed FG
TULSA	Punt	Punt
WEST VIRGINIA	Punt	Touchdown
vs. Texas	Punt	Made FG
at K-State	Punt	Interception - TD
TEXAS TECH	Punt	Made FG
at Kansas	Punt	Punt
IOWA STATE	Made FG	Punt
at Baylor		
TCU		
at Oklahoma State		

OU ON COIN FLIPS

Game	Result	Score
AKRON	Won (Received)	W, 41-3
at Tennessee	Lost (Received)	W, 31-24 (2OT)
TULSA	Lost (Kicked)	W, 52-38
WEST VIRGINIA	Lost (Kicked)	W, 44-24
vs. Texas	Lost (Received)	L, 17-24
at K-State	Lost (Received)	W, 55-0
TEXAS TECH	Won (Kicked)	W, 63-27
at Kansas	Won (Received)	W, 62-7
IOWA STATE	Won (Kicked)	W, 52-16
at Baylor		
TCU		
at Oklahoma State		

TEAM TOTALS

	Score	1st Downs	Rushing No-Yds-TD	Passing (C-A-I-Yds-TD)	Total Offense (Play-Yds)	Punts No.-Avg.	Fumbles No.-Lost	Penalties No.-Yds	KO Ret. No.-Yds	Punt Ret. No.-Yds	Int. Ret. No.-Yds.	3rd-Down Convrnsn.	Time of Poss.
Akron	3	10	44-138-0	6-26-0-88-0	70-226	12-46.4	1-1	9-62	2-28	1-0	12-0	4-of-19	32:48
Oklahoma	41	26	33-100-2	28-42-1-439-3	75-539	6-49.7	1-1	9-90	2-43	5-32	0-0	4-of-13	27:12
Oklahoma at Tennessee	31	20	48-161-1	19-39-2-187-3	87-348	8-43.4	1-0	9-67	1-15	4-40	1-5	9-of-20	32:40
Tulsa	24	19	45-129-2	13-31-1-125-1	76-254	9-50.0	2-0	10-80	3-74	2-3	2-5	6-of-18	27:20
Oklahoma	38	31	40-176-1	34-51-0-427-4	91-603	7-39.6	0-0	8-60	4-76	0-0	0-0	9-of-19	27:37
Oklahoma	52	39	47-286-3	32-38-0-487-4	85-773	2-44.0	2-2	8-85	6-91	1-18	0-0	6-of-11	32:23
West Virginia	24	27	53-196-2	17-32-3-173-1	85-369	7-46.6	2-2	11-111	4-84	3-6	1-7	8-of-20	33:11
Oklahoma	44	16	33-107-1	14-25-1-320-3	58-427	5-43.4	1-1	12-134	2-24	2-36	3-94	2-of-11	26:49
Oklahoma vs. Texas	17	21	37-67-1	20-28-1-211-1	65-278	7-39.6	1-1	5-45	3-81	2-9	0-0	3-of-12	28:05
Oklahoma at Kansas State	24	20	58-313-1	9-12-0-55-1	70-368	6-41.7	0-0	5-67	2-63	0-0	0-0	9-of-16	31:55
Oklahoma	55	30	52-232-1	25-32-0-336-5	84-568	2-38.0	1-0	3-24	0-0	0-0	3-62	9-of-15	34:22
Oklahoma at Kansas State	0	7	31-65-0	5-22-3-45-0	53-110	8-40.0	0-0	1-5	3-39	1-0	0-0	3-of-14	25:38
Texas Tech	27	28	40-172-2	29-45-4-253-1	85-425	3-49.3	0-0	7-68	7-163	0-0	1-45	12 of 18	28:20
Oklahoma	63	35	57-405-7	15-22-1-212-2	79-617	1-57.0	2-1	3-34	1-22	0-0	4-33	10 of 13	31:40
Oklahoma at Kansas	62	35	41-265-3	33-41-0-445-5	82-710	—	2-2	4-40	1-27	4-23	0-0	6 of 10	33:39
Oklahoma at Kansas	7	15	36-35-0	20-34-0-181-1	70-216	9-42.0	2-2	6-81	3-62	0-0	0-0	7 of 17	26:21
Iowa State	16	22	38-114-0	26-51-1-260-1	89-374	7-36.3	0-0	5-23	5-89	1-0	0-0	6 of 21	33:32
Oklahoma	52	28	39-279	25-33-0-405-4	72-684	3-39.3	2-1	2-10	4-65	2-6	1-38	4 of 10	26:28
Oklahoma at Baylor													
TCU													
Oklahoma at Oklahoma State													

STARTING LINEUPS

OFFENSE	LT	LG	C	RG	RT	WR	WR	QB	RB	WR	WR/RB/HB
AKRON	Brown	Alvarez	Darlington	Kasitati	Samia	Neal	Shepard	Mayfield	Perine	Westbrook	Baxter (WR)
at Tennessee	Brown	Alvarez	Darlington	Kasitati	St. John	Neal	Shepard	Mayfield	Perine	Westbrook	Mixon (RB)
TULSA	Brown	Farniok	Alvarez	Kasitati	St. John	Neal	Shepard	Mayfield	Perine	Westbrook	Flowers (HB)
WEST VIRGINIA	Brown	Farniok	Darlington	Kasitati	St. John	Neal	Shepard	Mayfield	Perine	Westbrook	Flowers (HB)
vs. Texas	Brown	Farniok	Darlington	Kasitati	St. John	Miller	Shepard	Mayfield	Perine	Westbrook	Flowers (HB)
at Kansas State	Brown	Alvarez	Darlington	Kasitati	Samia	Neal	Shepard	Mayfield	Perine	Westbrook	Baxter (WR)
TEXAS TECH	Brown	Alvarez	Darlington	Kasitati	Samia	Neal	Shepard	Mayfield	Perine	Westbrook	Mixon (RB)
at Kansas	Brown	Alvarez	Darlington	Kasitati	Samia	Neal	Shepard	Mayfield	Perine	Westbrook	Baxter (WR)
IOWA STATE	Brown	Farniok	Darlington	Kasitati	Samia	Neal	Shepard	Mayfield	Perine	Westbrook	Flowers (HB)
at Baylor											
TCU											
at Oklahoma State											

DEFENSE	OLB	DT	DT	DE	ILB	ILB	CB	FS	SS	NB/OLB	CB
AKRON	Striker	Romar	Dimon	Tapper	J. Evans	Alexander	Sanchez	Byrd	A. Thomas	Parker (NB)	Mbanasor
at Tennessee	Striker	Romar	Dimon	Tapper	J. Evans	Alexander	Sanchez	Parker	A. Thomas	Bond (OLB)	J. Thomas
TULSA	Striker	Romar	Dimon	Tapper	J. Evans	Alexander	Sanchez	Byrd	A. Thomas	Parker (NB)	Mbanasor
WEST VIRGINIA	Striker	Romar	Dimon	Tapper	J. Evans	Alexander	Sanchez	Parker	A. Thomas	Bond (OLB)	J. Thomas
vs. Texas	Striker	Romar	Dimon	Tapper	J. Evans	Alexander	Sanchez	Parker	A. Thomas	Lindley (OLB)	J. Thomas
at Kansas State	Striker	Wade	Dimon	Tapper	J. Evans	Alexander	Sanchez	A. Thomas	Parker	Lindley (OLB)	J. Thomas
TEXAS TECH	Striker	Romar	Dimon	Tapper	Shannon	Alexander	Sanchez	A. Thomas	Parker	Johnson (NB)	J. Thomas
at Kansas	Striker	Romar	Dimon	Tapper	Shannon	Alexander	Austin	A. Thomas	Parker	Lindley (OLB)	J. Thomas
IOWA STATE	Striker	Romar	Dimon	Tapper	J. Evans	Alexander	Austin	A. Thomas	Parker	Bond (OLB)	J. Thomas
at Baylor											
TCU											
at Oklahoma State											

3RD-DOWN CONVERSIONS

Date	Opponent	Score	Overall		1st Qtr		2nd Qtr		3rd Qtr		4th Qtr		OT	
Sept. 5	Akron	W, 41-3	4-13	30.8%	0-5	0.0%	2-3	66.7%	0-1	0.0%	2-4	50.0%	—	—
Sept. 12	at Tennessee	W, 31-24 (2OT)	9-20	45.0%	0-3	0.0%	1-5	20.0%	1-4	25.0%	6-6	100.0%	1-2	50.0%
Sept. 19	Tulsa	W, 52-38	6-11	54.5%	2-3	66.7%	0-1	0.0%	1-2	50.0%	3-5	60.0%	—	—
Oct. 3	West Virginia	W, 44-24	2-11	18.2%	0-3	0.0%	2-3	66.7%	0-3	0.0%	0-2	0.0%	—	—
Oct. 10	vs. Texas	L, 17-24	3-12	25.0%	1-4	25.0%	0-3	0.0%	1-2	50.0%	1-3	33.3%	—	—
Oct. 17	at Kansas State	W, 55-0	9-15	60.0%	1-3	33.3%	1-2	50.0%	3-5	60.0%	4-5	80.0%	—	—
Oct. 24	Texas Tech	W, 63-27	10-13	76.9%	1-2	50.0%	3-5	60.0%	2-2	100.0%	4-4	100.0%	—	—
Oct. 31	at Kansas	W, 62-7	6-10	60.0%	1-2	50.0%	2-4	50.0%	2-3	66.7%	1-1	100.0%	—	—
Nov. 7	Iowa State	W, 52-16	4-10	40.0%	2-4	50.0%	1-4	25.0%	1-2	50.0%	0-0	—	—	—
Nov. 14	at Baylor													
Nov. 21	TCU													
Nov. 28	at Oklahoma State													

4TH-DOWN CONVERSIONS

Date	Opponent	Score	Overall		1st Qtr		2nd Qtr		3rd Qtr		4th Qtr		OT	
Sept. 5	Akron	W, 41-3	1-1	100.0%	0-0	—	0-0	—	1-1	100.0%	0-0	—	—	—
Sept. 12	at Tennessee	W, 31-24 (2OT)	1-2	50.0%	0-0	—	0-1	0.0%	0-0	—	0-0	—	—	—
Sept. 19	Tulsa	W, 52-38	1-2	50.0%	0-0	—	0-1	0.0%	0-0	—	1-1	100.0%	—	—
Oct. 3	West Virginia	W, 44-24	0-1	0.0%	0-0	—	0-0	—	0-0	—	0-1	0.0%	—	—
Oct. 10	vs. Texas	L, 17-24	1-1	100.0%	0-0	—	0-0	—	0-0	—	1-1	100.0%	—	—
Oct. 17	at Kansas State	W, 55-0	1-2	50.0%	0-0	—	1-1	100.0%	0-0	—	0-1	0.0%	—	—
Oct. 24	Texas Tech	W, 63-27	1-1	100.0%	0-0	—	1-1	100.0%	0-0	—	0-1	0.0%	—	—
Oct. 31	at Kansas	W, 62-7	1-1	100.0%	0-0	—	1-1	100.0%	0-0	—	0-1	0.0%	—	—
Nov. 7	Iowa State	W, 52-16	0-1	0.0%	0-1	0.0%	0-0	—	0-0	—	0-0	—	—	—
Nov. 14	at Baylor													
Nov. 21	TCU													
Nov. 28	at Oklahoma State													

TIME OF POSSESSION

Date	Opponent	Score	Overall	1st Qtr	2nd Qtr	3rd Qtr	4th Qtr
Sept. 5	Akron	W, 41-3	27:12	7:02	6:51	6:23	6:56
Sept. 12	at Tennessee	W, 31-24 (2OT)	32:40	6:32	8:35	6:14	11:19
Sept. 19	Tulsa	W, 52-38	32:23	6:52	5:55	8:39	10:57
Oct. 3	West Virginia	W, 44-24	26:49	5:49	7:11	5:22	8:27
Oct. 10	vs. Texas	L, 17-24	28:05	5:21	8:51	5:29	8:24
Oct. 17	at Kansas State	W, 55-0	34:22	6:24	7:20	7:53	12:45
Oct. 24	Texas Tech	W, 63-27	31:40	6:04	9:26	6:45	9:25
Oct. 31	at Kansas	W, 62-7	33:39	8:12	9:49	7:13	8:25
Nov. 7	Iowa State	W, 52-16	26:28	5:34	7:56	6:40	6:18
Nov. 14	at Baylor						
Nov. 21	TCU						
Nov. 28	at Oklahoma State						

OFFENSIVE GAME-BY-GAME

PASSING

#6 Baker Mayfield	Att	Comp	INT	Pct	Yards	TD	Long	Sack	Yds	Effic
Akron	33	23	0	69.7	388	3	76	1	2	198.5
Tennessee	39	19	2	48.7	187	3	29	2	3	104.1
Tulsa	38	32	0	84.2	487	4	61	3	10	226.6
West Virginia	25	14	1	56.0	320	3	71	4	25	195.1
Texas	28	20	0	71.4	211	1	50	6	45	146.5
Kansas State	27	20	0	74.1	282	5	36	3	16	222.9
Texas Tech	22	15	1	68.2	212	2	33	1	3	170.0
Kansas	32	27	0	84.4	383	4	68	2	8	226.2
Iowa State	31	23	0	74.2	342	3	75	4	17	198.8
Totals	275	193	4	70.2	2812	28	76	26	129	186.8

#9 Trevor Knight	Att	Comp	INT	Pct	Yards	TD	Long	Sack	Yds	Effic
Akron	9	5	1	55.6	51	0	19	0	0	80.9
Kansas State	4	4	0	100.0	53	0	34	0	0	211.3
Kansas	9	6	0	66.7	62	1	17	1	5	161.2
Iowa State	2	2	0	100.0	63	1	55	0	0	529.6
TOTALS	24	17	1	70.8	229	2	55	1	5	170.1

#14 Cody Thomas	Att	Comp	INT	Pct	Yards	TD	Long	Sack	Yds	Effic
Kansas State	1	1	0	100.0	1	0	1	0	0	108.4
TOTALS	1	1	0	100.0	1	0	1	0	0	108.4

RUSHING

Player	No-Yds/TD	Akron	Tenn	Tulsa	WVU	Texas	KSU	TTU	KU	ISU	BAY	TCU	OSU
Perine, Samaje	140-806/10	11-33/1	23-78/0	22-152/1	16-65/0	10-36/1	11-56/0	23-201/4	11-90/2	13-95/1			
Mixon, Joe	78-519/5	5-27/0	10-38/0	6-28/0	6-43/1	6-24/0	15-73/1	16-154/2	6-44/0	8-88/1			
Mayfield, Baker	95-225/5	6-8/1	14-46/1	13-85/2	11--1/0	18--5/0	9-33/0	9-16/0	5-16/0	10-27/1			
Ross, Alex	30-173/1	3-20/0	-	-	-	-	4-10/0	6-23/1	14-103/0	3-17/0			
Brooks, Daniel	26-145/0	4-11/0	-	5-23/0	-	2-15/0	11-41/0	DNP	DNP	4-55/0			
Knight, Trevor	10-50/1	1-6/0	DNP	DNP	DNP	DNP	2-19/0	2-13/0	5-12/1	-			
Anderson, Rodney	1-5/0	1-5/0	-	DNP	DNP	DNP	DNP	DNP	DNP	DNP			
team	4--9/0	1--2/0	DNP	1--2/0	DNP	-	DNP	1--2/0	-	1--3/0			
Westbrook, Dede	3--12/0	1--8/0	1--1/0	-	-	1--3/0	-	-	-	-			

RECEIVING

Player	No-Yds/TD	Akron	Tenn	Tulsa	WVU	Texas	KSU	TTU	KU	ISU	BAY	TCU	OSU
Shepard, Sterling	47-826/7	3-68/0	7-74/2	8-144/0	2-35/1	6-95/0	4-83/2	2-50/0	11-183/1	4-94/1			
Westbrook, Dede	38-593/3	3-40/1	4-54/0	5-81/0	5-107/0	4-25/0	5-85/1	3-58/0	6-83/0	3-60/1			
Neal, Durrton	38-476/3	4-65/0	2-34/0	6-74/0	2-87/1	2-26/0	4-55/0	5-44/1	3-16/1	10-75/0			
Mixon, Joe	22-313/4	3-115/1	2-13/0	6-48/1	-	3-12/0	3-29/1	1-13/0	2-72/1	2-11/0			
Andrews, Mark	16-271/6	4-50/0	-	3-87/2	1-17/1	-	1-3/1	1-13/1	5-46/0	1-55/1			
Baxter, Jarvis	14-153/1	5-51/0	1-7/0	1-29/1	-	2-17/0	1-7/0	1-18/0	2-12/0	1-12/0			
Flowers, Dimitri	5-99/2	1-4/0	-	-	-	2-14/1	-	-	-	2-81/1			
Quick, Michiah	6-95/0	DNP	-	-	3-69/0	1-22/0	1-4/0	-	1-0/0	-			
Perine, Samaje	10-51/1	2-9/0	3-5/1	1-3/0	1-5/0	-	2-20/0	1-9/0	-	-			
Mead, Jeffery	4-47/1	2-31/1	DNP	1-9/0	-	-	-	1-7/0	-	-			
Brooks, Daniel	2-40/0	1-6/0	-	-	-	-	1-34/0	DNP	DNP	-			
Bothun, Grant	3-34/0	-	-	-	-	-	1-11/0	-	1-15/0	1-8/0			
Knight, Connor	1-17/1	-	-	-	-	-	-	-	1-17/1	-			
Miller, A.D.	2-16/0	-	-	1-12/0	-	-	1-4/0	DNP	DNP	DNP			
Todd, Dallis	1-9/0	-	DNP	-	DNP	DNP	-	-	-	1-9/0			
Ross, Alex	1-1/0	-	-	-	-	-	1-1/0	-	-	-			
Grant, Sam	1-1/1	DNP	DNP	-	-	-	-	-	1-1/1	-			
Ross, Alex	1-1/0	-	-	-	-	-	1-1/0	-	-	-			
Grant, Sam	1-1/1	DNP	DNP	-	-	-	-	-	1-1/1	-			

PARTICIPATION GAME-BY-GAME

NO.	NAME	GP/GS	AKRON	TENN	TULSA	WVU	UT	KSU	TTU	KU	ISU	BAY	TCU	OSU
1	Alexander, Dominique	9/9	START	START	START	START	START	START	START	START	START	—	—	—
68	Alvarez, Jonathan	8/6	START	START	START	XXX	XXX	START	START	START	—	—	—	—
24	Anderson, Rodney	2/-	XXX	XXX	—	—	—	—	—	—	—	—	—	—
81	Andrews, Mark	9/-	XXX	XXX	XXX	XXX	XXX	XXX	XXX	XXX	XXX	—	—	—
27	Austin, Dakota	7/2	XXX	XXX	—	—	XXX	XXX	XXX	START	START	—	—	—
1	Baxter, Jarvis	9/3	START	XXX	XXX	XXX	XXX	START	XXX	START	XXX	—	—	—
18	Bolton, Curtis	4/-	XXX	—	—	XXX	XXX	XXX	—	—	—	—	—	—
23	Bond, Devante	5/3	XXX	START	XXX	START	—	—	—	—	START	—	—	—
84	Bothun, Grant	9/-	XXX	XXX	XXX	XXX	XXX	XXX	XXX	XXX	XXX	—	—	—
34	Brooks, Daniel	7/-	XXX	XXX	XXX	XXX	XXX	XXX	—	—	XXX	—	—	—
78	Brown, Orlando	9/9	START	START	START	START	START	START	START	START	START	—	—	—
4	Byrd, Hatari	9/2	START	XXX	START	XXX	XXX	XXX	XXX	XXX	XXX	—	—	—
63	Dalton, Alex	6/-	XXX	—	XXX	—	—	XXX	XXX	XXX	XXX	—	—	—
52	Danley, Jamal	1/-	XXX	—	—	—	—	—	—	—	—	—	—	—
56	Darlington, Ty	8/8	START	START	—	START	START	START	START	START	START	—	—	—
94	Dimon, Matt	9/9	START	START	START	START	START	START	START	START	START	—	—	—
26	Evans, Jordan	7/7	START	START	START	START	START	START	—	—	START	—	—	—
9	Evans, Tay	8/-	XXX	XXX	XXX	XXX	XXX	XXX	XXX	XXX	—	—	—	—
72	Farniok, Derek	9/4	XXX	XXX	START	START	START	XXX	XXX	XXX	START	—	—	—
36	Flowers, Dimitri	9/4	XXX	XXX	START	START	START	XXX	XXX	XXX	START	—	—	—
76	Grant, Sam	7/-	—	—	XXX	XXX	XXX	XXX	XXX	XXX	XXX	—	—	—
18	Green, Dahu	7/-	XXX	—	XXX	—	XXX	XXX	XXX	XXX	XXX	—	—	—
14	Green, Marcus	6/-	—	—	XXX	XXX	XXX	XXX	—	XXX	XXX	—	—	—
8	Haughton, Kahlil	8/-	XXX	—	XXX	XXX	XXX	XXX	XXX	XXX	XXX	—	—	—
39	Hodgson, Nick	9/-	XXX	XXX	XXX	XXX	XXX	XXX	XXX	XXX	XXX	—	—	—
42	Horky, Wesley	9/-	XXX	XXX	XXX	XXX	XXX	XXX	XXX	XXX	XXX	—	—	—
42	Hunter, Ruben	9/-	XXX	XXX	XXX	XXX	XXX	XXX	XXX	XXX	XXX	—	—	—
12	Johnson, Will	7/1	—	XXX	XXX	XXX	—	XXX	START	XXX	XXX	—	—	—
54	Kasitati, Nila	9/9	START	START	START	START	START	START	START	START	START	—	—	—
89	Knight, Connor	9/-	XXX	XXX	XXX	XXX	XXX	XXX	XXX	XXX	XXX	—	—	—
9	Knight, Trevor	5/-	XXX	—	—	—	—	XXX	XXX	XXX	XXX	—	—	—
40	Lindley, P.L.	9/3	XXX	XXX	XXX	XXX	START	START	XXX	START	XXX	—	—	—
6	Mayfield, Baker	9/9	START	START	START	START	START	START	START	START	START	—	—	—
2	Mbanasor, P.J.	9/2	START	XXX	START	XXX	XXX	XXX	XXX	XXX	XXX	—	—	—
29	McKinney, Prentice	4/-	XXX	—	—	—	—	XXX	—	XXX	XXX	—	—	—
15	Mead, Jeffery	8/-	XXX	—	XXX	XXX	XXX	XXX	XXX	XXX	XXX	—	—	—
45	Meier, Carson	9/-	XXX	XXX	XXX	XXX	XXX	XXX	XXX	XXX	XXX	—	—	—
13	Miller, A.D.	6/1	XXX	XXX	XXX	XXX	START	XXX	—	—	—	—	—	—
25	Mixon, Joe	9/2	XXX	START	XXX	XXX	XXX	XXX	START	XXX	XXX	—	—	—
5	Neal, Durrone	9/8	START	START	START	START	XXX	START	START	START	START	—	—	—
31	Okoronkwo, Ogbonnia	9/-	XXX	XXX	XXX	XXX	XXX	XXX	XXX	XXX	XXX	—	—	—
99	Orso-Bacchus, Dwayne	5/-	XXX	XXX	—	—	—	—	XXX	XXX	XXX	—	—	—
98	Overton, Marquise	5/-	XXX	—	—	—	—	XXX	XXX	XXX	XXX	—	—	—
10	Parker, Steven	9/9	START	START	START	START	START	START	START	START	START	—	—	—
32	Perine, Samaje	9/9	START	START	START	START	START	START	START	START	START	—	—	—
16	Quick, Michiah	8/-	—	XXX	XXX	XXX	XXX	XXX	XXX	XXX	XXX	—	—	—
95	Roberts, Austin	4/-	XXX	—	—	—	—	XXX	—	XXX	XXX	—	—	—
92	Romar, Matthew	8/8	START	START	START	START	START	—	START	START	START	—	—	—
28	Ross, Alex	9/-	XXX	XXX	XXX	XXX	XXX	XXX	XXX	XXX	XXX	—	—	—
75	Samia, Dru	8/5	START	XXX	XXX	XXX	—	START	START	START	START	—	—	—
15	Sanchez, Zack	7/7	START	START	START	START	START	START	START	—	—	—	—	—
43	Seibert, Austin	9/-	XXX	XXX	XXX	XXX	XXX	XXX	XXX	XXX	XXX	—	—	—
20	Shannon, Frank	8/2	XXX	—	XXX	XXX	XXX	XXX	START	START	XXX	—	—	—
3	Shepard, Sterling	9/9	START	START	START	START	START	START	START	START	START	—	—	—
17	Smallwood, Jordan	3/-	—	—	—	—	—	—	XXX	XXX	XXX	—	—	—
55	St. John, Josiah	7/4	XXX	START	START	START	START	—	—	XXX	XXX	—	—	—
19	Striker, Eric	9/9	START	START	START	START	START	START	START	START	START	—	—	—
21	Sunderland, Will	6/-	XXX	XXX	—	—	—	XXX	XXX	XXX	XXX	—	—	—
91	Tapper, Charles	9/9	START	START	START	START	START	START	START	START	START	—	—	—
96	Tate, Mitch	2/-	XXX	—	—	—	—	XXX	—	—	—	—	—	—
6	Taylor, Stanvon	4/-	XXX	—	XXX	XXX	—	—	—	—	XXX	—	—	—
13	Thomas, Ahmad	9/9	START	START	START	START	START	START	START	START	START	—	—	—
14	Thomas, Cody	2/-	—	—	—	—	—	XXX	—	XXX	—	—	—	—
7	Thomas, Jordan	8/7	XXX	START	—	START	START	START	START	START	START	—	—	—
19	Todd, Dallis	6/-	XXX	—	XXX	—	—	XXX	XXX	XXX	XXX	—	—	—
44	Uhles, Jaxon	8/-	—	XXX	XXX	XXX	XXX	XXX	XXX	XXX	XXX	—	—	—
93	Wade, Jordan	9/1	XXX	XXX	XXX	XXX	XXX	START	XXX	XXX	XXX	—	—	—
97	Walker, Charles	9/-	XXX	XXX	XXX	XXX	XXX	XXX	XXX	XXX	XXX	—	—	—
87	Ward, DJ	9/-	XXX	XXX	XXX	XXX	XXX	XXX	XXX	XXX	XXX	—	—	—
11	Westbrook, Dede	9/9	START	START	START	START	START	START	START	START	START	—	—	—
58	Wren, Erick	3/-	XXX	—	—	—	—	—	—	XXX	XXX	—	—	—

OKLAHOMA SEASON HIGHS

Rushes	23	2x, MR: Samaje Perine vs. Texas Tech (Oct 24, 2015)
Yards Rushing	201	Samaje Perine vs. Texas Tech (Oct 24, 2015)
TD Rushes	4	Samaje Perine vs. Texas Tech (Oct 24, 2015)
Long Rush	57	Joe Mixon vs. Iowa State (Nov 7, 2015)
Pass attempts	39	Baker Mayfield at Tennessee (Sep 12, 2015)
Pass completions	32	Baker Mayfield vs. Tulsa (Sep 19, 2015)
Yards Passing	487	Baker Mayfield vs. Tulsa (Sep 19, 2015)
TD Passes	5	Baker Mayfield at Kansas State (Oct 17, 2015)
Long Pass	76	Baker Mayfield to Joe Mixon vs. Akron (Sep 05, 2015)
Receptions	11	Sterling Shepard at Kansas (Oct 31, 2015)
Yards Receiving	183	Sterling Shepard at Kansas (Oct 31, 2015)
TD Receptions	2	3x, MR: Sterling Shepard at Kansas State (Oct 17, 2015)
Long Reception	76	Joe Mixon vs. Akron (Sep 05, 2015)
Field Goals	3	Austin Seibert vs. West Virginia (Oct 03, 2015)
Long Field Goal	46	Austin Seibert at Kansas (Oct 31, 2015)
Punts	8	Austin Seibert at Tennessee (Sep 12, 2015)
Punting Avg	57.0	Austin Seibert vs. Texas Tech (Oct 24, 2015)
Long Punt	58	Austin Seibert vs. West Virginia (Oct 03, 2015)
Punts inside 20	4	Austin Seibert vs. Texas (Oct 10, 2015)
Long Punt Return	27	Sterling Shepard vs. West Virginia (Oct 03, 2015)
Long Kickoff Return	39	Durron Neal vs. Akron (Sep 05, 2015)
Tackles	15	Hatari Byrd vs. Tulsa (Sep 19, 2015)
Sacks	3.0	Charles Tapper at Kansas (Oct 31, 2015)
Tackles For Loss	3.0	3x, MR: Charles Tapper at Kansas (Oct 31, 2015)
Interceptions	2	2x, MR: Zack Sanchez at Kansas State (Oct 17, 2015)

OKLAHOMA GAME HIGHS

Rushes	57	vs. Texas Tech (Oct 24, 2015)
Yards Rushing	405	vs. Texas Tech (Oct 24, 2015)
Yards Per Rush	7.2	vs. Iowa State (Nov 7, 2015)
TD Rushes	7	vs. Texas Tech (Oct 24, 2015)
Pass attempts	42	vs. Akron (Sep 05, 2015)
Pass completions	33	at Kansas (Oct 31, 2015)
Yards Passing	487	vs. Tulsa (Sep 19, 2015)
Yards Per Pass	12.8	2x, MR: vs. West Virginia (Oct 03, 2015)
TD Passes	5	2x, MR: at Kansas (Oct 31, 2015)
Total Plays	87	at Tennessee (Sep 12, 2015)
Total Offense	773	vs. Tulsa (Sep 19, 2015)
Yards Per Play	9.5	vs. Iowa State (Nov 7, 2015)
Points	63	vs. Texas Tech (Oct 24, 2015)
Sacks By	7	vs. West Virginia (Oct 03, 2015)
First Downs	39	vs. Tulsa (Sep 19, 2015)
Penalties	12	vs. West Virginia (Oct 03, 2015)
Penalty Yards	134	vs. West Virginia (Oct 03, 2015)
Turnovers	2	6x, MR: at Kansas (Oct 31, 2015)
Interceptions By	4	vs. Texas Tech (Oct 24, 2015)
Punts	8	at Tennessee (Sep 12, 2015)
Punting Avg	57.0	vs. Texas Tech (Oct 24, 2015)
Long Punt	58	vs. West Virginia (Oct 03, 2015)
Punts inside 20	4	vs. Texas (Oct 10, 2015)
Long Punt Return	27	vs. West Virginia (Oct 03, 2015)

OKLAHOMA'S LONGEST PLAYS

Rushing	57	Joe Mixon vs. Iowa State (Nov 7, 2015)
Passing	76	Baker Mayfield to Joe Mixon vs. Akron (Sep 5, 2015)
Field Goal	46	Austin Seibert at Kansas (Oct 31, 2015)
Punt	58	Austin Seibert vs. West Virginia (Oct 03, 2015)
Punt Return	27	Sterling Shepherd vs. West Virginia (Oct 03, 2015)
Kickoff Return	39	Durron Neal vs. Akron (Sep 5, 2015)
Interception Return	38	3x, MR: Dakota Austin vs. Iowa State (Nov 7, 2015)
Fumble Return	41	Jordan Evans vs. West Virginia (Oct 03, 2015)

OPPONENT SEASON HIGHS

Rushes	31	Zack Langer vs. Tulsa (Sep 19, 2015)
Yards Rushing	161	Zack Langer vs. Tulsa (Sep 19, 2015)
TD Rushes	1	8x, MR: Patrick Mahomes and DeAndre Washington vs. Texas Tech (Oct 24, 2015)
Long Rush	81	D'Onta Freeman vs. Texas (Oct 10, 2015)
Pass attempts	51	2x, MR: Joel Lanning vs. Iowa State (Nov 7, 2015)
Pass completions	34	Dane Evans vs. Tulsa (Sep 19, 2015)
Yards Passing	427	Dane Evans vs. Tulsa (Sep 19, 2015)
TD Passes	4	Dane Evans vs. Tulsa (Sep 19, 2015)
Long Pass	43	Dane Evans to Keyarris Garrett vs. Tulsa (Sep 19, 2015)
Receptions	14	Keyarris Garrett vs. Tulsa (Sep 19, 2015)
Yards Receiving	189	Keyarris Garrett vs. Tulsa (Sep 19, 2015)
TD Receptions	2	Keevan Lucas vs. Tulsa (Sep 19, 2015)
Long Reception	43	Keyarris Garrett vs. Tulsa (Sep 19, 2015)
Field Goals	3	Cole Netten vs. Iowa State (Nov 7, 2015)
Long Field Goal	51	Cole Netten vs. Iowa State (Nov 7, 2015)
Punts	12	Zach Paul vs. Akron (Sep 05, 2015)
Punting Avg	50.0	Trevor Daniel at Tennessee (Sep 12, 2015)
Long Punt	73	Zach Paul vs. Akron (Sep 05, 2015)
Punts inside 20	4	Zach Paul vs. Akron (Sep 05, 2015)
Long Punt Return	6	Gary Jennings vs. West Virginia (Oct 03, 2015)
Long Kickoff Return	36	3x, MR: Jakeem Grant vs. Texas Tech (Oct 24, 2015)
Tackles	21	Jalen Reeves-Maybin, at Tennessee (Sep 12, 2015)
Sacks	2.0	3x, MR: Dorance Armstrong at Kansas (Oct 31, 2015)
Tackles For Loss	3.0	2x, MR: Will Geary at Kansas State (Oct 17, 2015)
Interceptions	2	Todd Kelly Jr. at Tennessee (Sep 12, 2015)

OPPONENT GAME HIGHS

Rushes	58	vs. Texas (Oct 10, 2015)
Yards Rushing	313	vs. Texas (Oct 10, 2015)
Yards Per Rush	5.4	vs. Texas (Oct 10, 2015)
TD Rushes	2	3x, MR: vs. Texas Tech (Oct 24, 2015)
Pass attempts	51	2x, MR: vs. Iowa State (Nov 7, 2015)
Pass completions	34	vs. Tulsa (Sep 19, 2015)
Yards Passing	427	vs. Tulsa (Sep 19, 2015)
Yards Per Pass	8.4	vs. Tulsa (Sep 19, 2015)
TD Passes	4	vs. Tulsa (Sep 19, 2015)
Total Plays	91	vs. Tulsa (Sep 19, 2015)
Total Offense	603	vs. Tulsa (Sep 19, 2015)
Yards Per Play	6.6	vs. Tulsa (Sep 19, 2015)
Points	38	vs. Tulsa (Sep 19, 2015)
Sacks By	6	vs. Texas (Oct 10, 2015)
First Downs	31	vs. Tulsa (Sep 19, 2015)
Penalties	11	vs. West Virginia (Oct 03, 2015)
Penalty Yards	111	vs. West Virginia (Oct 03, 2015)
Turnovers	5	vs. West Virginia (Oct 03, 2015)
Interceptions By	2	at Tennessee (Sep 12, 2015)
Punts	12	vs. Akron (Sep 05, 2015)
Punting Avg	50.0	at Tennessee (Sep 12, 2015)
Long Punt	73	vs. Akron (Sep 05, 2015)
Punts inside 20	4	vs. Akron (Sep 05, 2015)
Long Punt Return	6	vs. West Virginia (Oct 03, 2015)

OPPONENTS' LONGEST PLAYS


Rushing	81	D'Onta Freeman vs. Texas (Oct 10, 2015)
Passing	43	Dane Evans to Keyarris Garrett vs. Tulsa (Sep 19, 2015)
Field Goal	51	Cole Netten vs. Iowa State (Nov 7, 2015)
Punt	73	Zach Paul vs. Akron (Sep 5, 2015)
Punt Return	6	Gary Jennings vs. West Virginia (Oct 03, 2015)
Kickoff Return	36	3x, MR: Jakeem Grant vs. Texas Tech (Oct 24, 2015)
Interception Return	45	Justis Nelson vs. Texas Tech (Oct 24, 2015)
Fumble Return	50	Jah'Shawn Johnson vs. Texas Tech (Oct 24, 2015)


OU'S LONGEST RUSHES

Date	Opponent	OU Player	Yards
11/7	Iowa State	Joe Mixon	57 (TD)
10/31	Kansas	Alex Ross	54
10/24	Texas Tech	Samaje Perine	48
10/24	Texas Tech	Joe Mixon	45
9/19	Tulsa	Baker Mayfield	39 (TD)
10/31	Kansas	Samaje Perine	36
10/3	West Virginia	Joe Mixon	35 (TD)
10/17	Kansas State	Baker Mayfield	28
11/7	Iowa State	Baker Mayfield	24
9/19	Tulsa	Samaje Perine	24
11/7	Iowa State	Daniel Brooks	22
10/31	Kansas	Samaje Perine	22
11/7	Iowa State	Daniel Brooks	21
10/24	Texas Tech	Samaje Perine	21
11/7	Iowa State	Samaje Perine	20
10/24	Texas Tech	Samaje Perine	20
10/24	Texas Tech	Samaje Perine	20
10/17	Kansas State	Daniel Brooks	20
9/19	Tulsa	Samaje Perine	20 (TD)
10/31	Kansas	Joe Mixon	18
9/19	Tulsa	Baker Mayfield	18
11/7	Iowa State	Baker Mayfield	17 (TD)
10/24	Texas Tech	Joe Mixon	17 (TD)
9/19	Tulsa	Samaje Perine	17
9/19	Tulsa	Samaje Perine	17
11/7	Iowa State	Samaje Perine	16
10/31	Kansas	Samaje Perine	16
10/24	Texas Tech	Joe Mixon	16
10/24	Texas Tech	Joe Mixon	16
9/12	Tennessee	Joe Mixon	16
10/31	Kansas	Baker Mayfield	15
10/24	Texas Tech	Samaje Perine	15
10/17	Kansas State	Trevor Knight	15
10/17	Kansas State	Joe Mixon	15
10/10	Texas	Samaje Perine	15
8/30	Akron	Samaje Perine	15
10/24	Texas Tech	Baker Mayfield	14
10/10	Texas	Daniel Brooks	14
8/30	Akron	Alex Ross	14
11/7	Iowa State	Samaje Perine	13
10/17	Kansas State	Samaje Perine	13
10/31	Kansas	Samaje Perine	12
10/24	Texas Tech	Joe Mixon	12
10/24	Texas Tech	Samaje Perine	12
10/17	Kansas State	Baker Mayfield	12
10/3	West Virginia	Samaje Perine	12
9/19	Tulsa	Samaje Perine	12
11/7	Iowa State	Alex Ross	11
11/7	Iowa State	Samaje Perine	11
10/24	Texas Tech	Joe Mixon	11
10/24	Texas Tech	Joe Mixon	11 (TD)
10/17	Kansas State	Joe Mixon	11
10/17	Kansas State	Joe Mixon	11
9/19	Tulsa	Samaje Perine	11
9/19	Tulsa	Joe Mixon	11
8/30	Akron	Joe Mixon	11
9/12	Tennessee	Samaje Perine	11
10/24	Texas Tech	Trevor Knight	10
10/24	Texas Tech	Samaje Perine	10 (TD)
10/10	Texas	Joe Mixon	10
10/3	West Virginia	Samaje Perine	10
9/19	Tulsa	Joe Mixon	10
9/12	Tennessee	Samaje Perine	10

OU'S LONGEST PASS PLAYS

Date	Opponent	OU Players	Yards
8/30	Akron	Baker Mayfield to Joe Mixon	76 (TD)
11/7	Iowa State	Baker Mayfield to Dimitri Flowers	75 (TD)
11/7	Iowa State	Baker Mayfield to Sterling Shepard	74 (TD)
10/3	West Virginia	Baker Mayfield to Durrone Neal	71 (TD)
10/31	Kansas	Baker Mayfield to Joe Mixon	68 (TD)
9/19	Tulsa	Baker Mayfield to Mark Andrews	61 (TD)
11/7	Iowa State	Trevor Knight to Mark Andrews	55 (TD)
10/10	Texas	Baker Mayfield to Sterling Shepard	50
9/19	Tulsa	Baker Mayfield to Sterling Shepard	44
10/3	West Virginia	Baker Mayfield to Dede Westbrook	42
10/31	Kansas	Baker Mayfield to Sterling Shepard	41
9/19	Tulsa	Baker Mayfield to Dede Westbrook	39
8/30	Akron	Baker Mayfield to Sterling Shepard	38
10/17	Kansas State	Baker Mayfield to Dede Westbrook	36
10/31	Kansas	Baker Mayfield to Sterling Shepard	35
8/30	Akron	Baker Mayfield to Durrone Neal	35
10/17	Kansas State	Trevor Knight to Daniel Brooks	34
10/3	West Virginia	Baker Mayfield to Michiah Quick	34
10/24	Texas Tech	Baker Mayfield to Sterling Shepard	33
9/19	Tulsa	Baker Mayfield to Jarvis Baxter	29 (TD)
9/12	Tennessee	Baker Mayfield to Durrone Neal	29
8/30	Akron	Baker Mayfield to Dede Westbrook	29 (TD)
10/31	Kansas	Baker Mayfield to Dede Westbrook	28
10/24	Texas Tech	Baker Mayfield to Dede Westbrook	28
10/17	Kansas State	Baker Mayfield to Sterling Shepard	28 (TD)
10/3	West Virginia	Baker Mayfield to Sterling Shepard	28 (TD)
11/7	Iowa State	Baker Mayfield to Dede Westbrook	27 (TD)
9/19	Tulsa	Baker Mayfield to Sterling Shepard	26
8/30	Akron	Baker Mayfield to Joe Mixon	26
10/31	Kansas	Baker Mayfield to Sterling Shepard	23
10/24	Texas Tech	Baker Mayfield to Dede Westbrook	23
10/3	West Virginia	Baker Mayfield to Michiah Quick	23
10/17	Kansas State	Baker Mayfield to Sterling Shepard	22 (TD)
10/17	Kansas State	Baker Mayfield to Sterling Shepard	22
10/10	Texas	Baker Mayfield to Michiah Quick	22
9/19	Tulsa	Baker Mayfield to Durrone Neal	22
10/31	Kansas	Baker Mayfield to Sterling Shepard	20
10/17	Kansas State	Baker Mayfield to Durrone Neal	20
10/17	Kansas State	Baker Mayfield to Dede Westbrook	20
8/30	Akron	Baker Mayfield to Jeffery Mead	20

9/5/15 • Gaylord Family – Oklahoma Memorial Stadium (85,370) • Norman, Okla.		
	AKRON	3
	#19 OKLAHOMA	41

9/12/15 • Neyland Stadium (102,455) • Knoxville, Tenn.		
	#19 OKLAHOMA	31
	#23 TENNESSEE (20T)	24

NORMAN – Baker Mayfield passed for 388 yards and three touchdowns and ran for a score in three quarters, while running back Joe Mixon had 142 yards from scrimmage.

The Sooners got receiving touchdowns from Dede Westbrook, Mixon and Jeffery Mead and another rushing touchdown from Samaje Perine.

The OU defense held the Zips to 226 yards of total offense and forced them into three-and-outs on eight of their 16 possessions.

Score by Quarters	1	2	3	4	Score
Akron	0	3	0	0	– 3
Oklahoma	3	14	21	3	– 41

Record: (0-1)
Record: (1-0)

Scoring Summary:

- 1st 03:58 OU – Seibert, Austin 35 yd field goal, 5-54 1:00, AKRON 0 - OU 3
- 2nd 05:32 OU – Perine, Samaje 2 yd run (Seibert, A. kick), 11-60 4:12, AKRON 0 - OU 10
- 02:21 OU – Westbrook, Dede 29 yd pass from Mayfield, Baker (Seibert, A. kick), 4-80 1:08, AKRON 0 - OU 17
- 00:06 AKRON – Stein, Robert 26 yd field goal, 7-22 1:12, AKRON 3 - OU 17
- 3rd 11:56 OU – Mixon, Joe 76 yd pass from Mayfield, Baker (Seibert, Austin kick), 1-76 0:14, AKRON 3 - OU 24
- 07:11 OU – Mead, Jeffery 11 yd pass from Mayfield, Baker (Seibert, Austin kick), 9-80 3:38, AKRON 3 - OU 31
- 02:36 OU – Mayfield, Baker 2 yd run (Seibert, A. kick), 9-93 2:31, AKRON 3 - OU 38
- 4th 10:29 OU – Seibert, Austin 41 yd field goal, 4-2 0:50, AKRON 3 - OU 41

	UA	OU
FIRST DOWNS	10	26
RUSHES-YARDS (NET)	44-138	33-100
PASSING YDS (NET)	88	439
Passes Att-Comp-Int	26-6-0	42-28-1
TOTAL OFFENSE PLAYS-YARDS	70-226	75-539
Fumble Returns-Yards	0-0	0-0
Punt Returns-Yards	1-0	5-32
Kickoff Returns-Yards	2-28	2-43
Interception Returns-Yards	1-0	0-0
Punts (Number-Avg)	12-46.4	6-49.7
Fumbles-Lost	1-1	1-1
Penalties-Yards	9-62	9-90
Possession Time	32:48	27:12
Third-Down Conversions	4 of 19	4 of 13
Fourth-Down Conversions	0 of 0	1 of 1
Red-Zone Scores-Chances	1-2	4-5
Sacks By: Number-Yards	1-2	2-7

RUSHING: Akron – Chapman, Tra’Von 14-48; Hundley, Conor 8-36; Woodson, Thomas 3-30; Alexander, Donnell 7-16; Lawrence, Hakeem 6-11; Edwards, Van 1-4; Davis, Imani 1-4; Cooper, Richie 1-0; Means, Michael 1-minus 4; Pohl, Kyle 2-minus 7. **Oklahoma** – Perine, Samaje 11-33; Mixon, Joe 5-27; Ross, Alex 3-20; Brooks, Daniel 4-11; Mayfield, Baker 6-8; Knight, Trevor 1-6; Anderson, Rodney 1-5; team 1-minus 2; Westbrook, Dede 1-minus 8.

PASSING: Akron – Pohl, Kyle 6-17-0-88; Chapman, Tra’Von 0-8-0-0; Woodson, Thomas 0-1-0-0. **Oklahoma** – Mayfield, Baker 23-33-0-388; Knight, Trevor 5-9-1-51.

RECEIVING: Akron – Lane, Jerome 3-57; Means, Michael 1-13; Williams, Newman 1-12; Davis, Imani 1-6. **Oklahoma** – Baxter, Jarvis 5-51; Neal, Durrton 4-65; Andrews, Mark 4-50; Mixon, Joe 3-115; Shepard, Sterling 3-68; Westbrook, Dede 3-40; Mead, Jeffery 2-31; Perine, Samaje 2-9; Brooks, Daniel 1-6; Flowers, Dimitri 1-4.

INTERCEPTIONS: Akron – Scott, DeAndre 1-0. **Oklahoma** – None.

FUMBLES: Akron – Means, Michael 1-1. **Oklahoma** – Shepard, Sterling 1-1.

SACKS: Akron – Brown, Jatavis 1-2. **Oklahoma** – Walker, Charles 1-5; Alexander, Dominique 1-2.

TACKLES (UA-A): Akron – Evans, Dylan 8-5; Givens, Kris 6-1; Brown, Jatavis 3-4; Monroe, Darryl 3-4; Cheek, Bryce 5-1; George, Jordan 4-2; Guiser, Zach 3-1; Marcus, Jamal 3-1; Grice, Cody 1-2; Pittman, Se’Von 2-0; Hope, Larry 2-0; Venckus-Cucchiarra, Daumantas 1-1; Coe, Rodney 0-2; Horner, Alfonso 0-2; Senter, John 1-0; Buddenberg, Michael 1-0; Morrow, Cory 1-0; Gilbert, Ulysees 1-0; Paul, Zach 1-0; Davis, Imani 0-1; Rachal, John 0-1; Pratt, Andrew 0-1; Brown, Kyron 0-1. **Oklahoma** – Alexander, Dominique 5-5; Thomas, Jordan 4-1; Evans, Jordan 2-3; Byrd, Hatari 1-4; Striker, Eric 1-4; Shannon, Frank 0-5; Bond, Devante 3-1; Walker, Charles 3-0; Lindley, P.L. 1-2; Dimon, Matt 1-2; Okoronwko, Ogbonnia 0-3; Sanchez, Zack 0-3; Thomas, Ahmad 2-0; Tapper, Charles 2-0; Wade, Jordan 1-1; Evans, Tay 1-1; Ward, DJ 1-1; Taylor, Stanvon 0-2; Anderson, Rodney 1-0; McKinney, Prentice 1-0; Overton, Marquise 1-0; Romar, Matthew 0-1; Parker, Steven 0-1; Houghton, Kahlil 0-1; Horky, Wesley 0-1.

KNOXVILLE, Tenn. – Baker Mayfield threw an 18-yard touchdown pass to Sterling Shepard in double overtime and No. 19 Oklahoma rallied from a 17-point deficit in a 31-24 victory at No. 23 Tennessee.

Zack Sanchez clinched OU's victory by picking off a Joshua Dobbs pass in Tennessee's second overtime possession. Oklahoma held the Vols scoreless in the second half while limiting Tennessee to just 68 total yards.

OU did not score a touchdown on any of its first 11 possessions, but reached the end zone in each of its last four. The crowd of 102,455 was the largest to ever witness a Sooners game.

Score by Quarters	1	2	3	4	OT	20T	Score
Tennessee	10	7	0	0	7	0	24
Oklahoma	0	3	0	14	7	7	31

Record: (1-1)
Record: (2-0)

Scoring Summary:

- 1st 09:51 TENN – Medley, A. 19 yd field goal, 11-50 3:10, OU 0-TENN 3
- 01:56 TENN – Malone, J. 9 yd pass from Dobbs, J. (Medley, A. kick), 8-51 3:01, OU 0-TENN 10
- 2nd 12:14 TENN – Dobbs, J. 4 yd run (Medley, A. kick), 4-55 1:18, OU 0-TENN 17
- 04:56 OU – Seibert, Austin 35 yd field goal, 9-56 2:47, OU 3-TENN 17
- 4th 08:20 OU – Perine, Samaje 2 yd pass from Mayfield, Baker (Seibert, Austin kick), 14-80 5:53, OU 10-TENN 17
- 00:40 OU – Shepard, S. 5 yd pass from Mayfield, Baker (Seibert, Austin kick), 13-60 5:26, OU 17-TENN 17
- OT 15:00 TENN – Hurd, J. 8 yd run (Medley, A. kick), 5-25 0:00, OU 17-TENN 24
- 15:00 OU – Mayfield, Baker 1 yd run (Seibert, Austin kick), 5-25 0:00, OU 24-TENN 24
- 15:00 OU – Shepard, S. 18 yd pass from Mayfield, Baker (Seibert, Austin kick), 3-25 0:00, OU 31-TENN 24

	OU	UT
FIRST DOWNS	20	19
RUSHES-YARDS (NET)	48-161	45-129
PASSING YDS (NET)	187	125
Passes Att-Comp-Int	39-19-2	31-13-1
TOTAL OFFENSE PLAYS-YARDS	87-348	76-254
Fumble Returns-Yards	0-0	0-0
Punt Returns-Yards	4-40	2-3
Kickoff Returns-Yards	1-15	3-74
Interception Returns-Yards	1-5	2-5
Punts (Number-Avg)	8-43.4	9-50.0
Fumbles-Lost	1-0	2-0
Penalties-Yards	9-67	10-80
Possession Time	32:40	27:20
Third-Down Conversions	9 of 20	6 of 18
Fourth-Down Conversions	1 of 2	0 of 0
Red-Zone Scores-Chances	5-5	4-4
Sacks By: Number-Yards	3-30	2-3

RUSHING: Oklahoma – Perine, Samaje 23-78; Mayfield, Baker 14-46; Mixon, Joe 10-38; Westbrook, Dede 1-minus 1. **Tennessee** – Hurd, J. 24-109; Dobbs, J. 14-12; Howard, A. 1-12; Kamara, A. 4-4; TEAM 1-minus 5; Pearson, V. 1-minus 3.

PASSING: Oklahoma – Mayfield, Baker 19-39-2-187. **Tennessee** – Dobbs, J. 13-31-1-125.

RECEIVING: Oklahoma – Shepard, S. 7-74; Westbrook, Dede 4-54; Perine, Samaje 3-5; Neal, Durrton 2-34; Mixon, Joe 2-13; Baxter, Jarvis 1-7. **Tennessee** – Smith, J. 4-56; Malone, J. 2-19; Johnson, Jo. 2-18; North, M. 1-9; Howard, A. 1-8; Kamara, A. 1-5; Wolf, Et. 1-5; Jennings, J. 1-5.

INTERCEPTIONS: Oklahoma – Sanchez, Zack 1-5. **Tennessee** – Kelly Jr., T. 2-5.

FUMBLES: Oklahoma – Westbrook, Dede 1-0. **Tennessee** – Hurd, J. 1-0; Dobbs, J. 1-0.

TACKLES (UA-A): Oklahoma – Thomas, Ahmad 7-4; Alexander, D. 4-5; Evans, Jordan 5-2; Sanchez, Zack 4-2; Striker, Eric 3-3; Thomas, Jordan 2-4; Bond, Devante 3-2; Parker, Steven 2-3; Walker, Charles 3-1; Romar, Matthew 2-0; Dimon, Matt 1-1; Tapper, Charles 1-1; Hodgson, Nick 1-0; Anderson, R. 1-0; Brooks, Daniel 1-0; Hunter, Ruben 0-1; Evans, Tay 0-1. **Tennessee** – Reeves-Maybin 13-8; Barnett, D. 7-8; Kelly Jr., T. 4-4; Randolph, B. 4-3; Jumper, C. 3-1; Moseley, E. 2-2; Vereen, C. 2-2; Sutton, C. 3-0; Maggitt, C. 2-1; Williams, O. 1-2; Kirkland Jr., D. 2-0; Weatherd, C. 2-0; McDowell, C. 1-1; McKenzie, K. 1-0; North, M. 1-0; Foreman, M. 0-1; Berry, Ev. 0-1.

9/19/15 • Gaylord Family – Oklahoma Memorial Stadium (85,657) • Norman, Okla.

	TULSA	38
	#16 OKLAHOMA	52

NORMAN – In his third start for No. 16 Oklahoma, Baker Mayfield set a school record with 572 total yards, threw four touchdown passes and ran for two more in powering the Sooners over Tulsa 52-38 in a game that totaled 1,376 yards of offense.

Score by Quarters	1	2	3	4	Score
Tulsa	3	21	7	7	– 38
Oklahoma	17	14	14	7	– 52

Record: (2-1)
Record: (3-0)

Scoring Summary:

1st 12:03 OU – Seibert, Austin 20 yd field goal, 6-59 1:38, TLS 0 - OU 3
08:04 TLS – Jones, Redford 23 yd field goal, 12-69 3:59, TLS 3 - OU 3
04:54 OU – Mayfield, Baker 39 yd run (Seibert, Austin kick), 7-81 3:05, TLS 3 - OU 10
01:18 OU – Mixon, Joe 10 yd pass from Mayfield, Baker (Seibert, Austin kick), 6-49 2:04, TLS 3 - OU 17
2nd 13:31 OU – Mayfield, Baker 8 yd run (Seibert, Austin kick), 4-50 1:18, TLS 3 - OU 24
06:20 TLS – Atkinson, Josh 18 yd pass from Evans, Dane (Jones, Redford kick), 11-92 3:59, TLS 10 - OU 24
03:14 OU – Andrews, Mark 61 yd pass from Mayfield, Baker (Seibert, Austin kick), 3-78 0:49, TLS 10 - OU 31
00:13 TLS – Lucas, Kevan 28 yd pass from Evans, Dane (Jones, Redford kick), 9-80 1:10, TLS 17 - OU 31
00:01 TLS – Garrett, Keyarris 43 yd pass from Evans, Dane (Jones, Redford kick), 1-43 0:08, TLS 24 - OU 31
3rd 06:47 OU – Baxter, Jarvis 29 yd pass from Mayfield, Baker (Seibert, Austin kick), 9-78 3:15, TLS 24 - OU 38
04:01 TLS – Langer, Zack 1 yd run (Jones, Redford kick), 10-79 2:46, TLS 31 - OU 38
00:40 OU – Andrews, Mark 17 yd pass from Mayfield, Baker (Seibert, Austin kick), 9-74 3:21, TLS 31 - OU 45
4th 04:28 OU – Perine, Samaje 20 yd run (Seibert, Austin kick), 9-65 3:57, TLS 31 - OU 52
03:38 TLS – Lucas, Kevan 40 yd pass from Evans, Dane (Jones, Redford kick), 4-80 0:50, TLS 38 - OU 52

	TU	OU
FIRST DOWNS	31	39
RUSHES-YARDS (NET)	40-176	47-286
PASSING YDS (NET)	427	487
Passes Att-Comp-Int	51-34-0	38-32-0
TOTAL OFFENSE PLAYS-YARDS	91-603	85-773
Fumble Returns-Yards	0-0	0-0
Punt Returns-Yards	0-0	1-18
Kickoff Returns-Yards	4-76	6-91
Interception Returns-Yards	0-0	0-0
Punts (Number-Avg)	7-39.6	2-44.0
Fumbles-Lost	0-0	2-2
Penalties-Yards	8-60	8-85
Possession Time	27:37	32:23
Third-Down Conversions	9 of 19	6 of 11
Fourth-Down Conversions	0 of 1	1 of 2
Red-Zone Scores-Chances	3-4	5-6
Sacks By: Number-Yards	3-10	1-6

RUSHING: Tulsa – Langer, Zack 31-161; Brewer, D'Angelo 5-13; Evans, Dane 4-2. **Oklahoma** – Perine, Samaje 22-152; Mayfield, Baker 13-85; Mixon, Joe 6-28; Brooks, Daniel 5-23; team 1-minus 2.

PASSING: Tulsa – Evans, Dane 34-51-0-427. **Oklahoma** – Mayfield, Baker 32-38-0-487.

RECEIVING: Tulsa – Garrett, Keyarris 14-189; Atkinson, Josh 10-104; Lucas, Kevan 5-84; Langer, Zack 2-20; Floyd, Conner 2-13; Hobbs, Jusin 1-17. **Oklahoma** – Shepard, Sterling 8-144; Neal, Durrton 6-74; Mixon, Joe 6-48; Westbrook, Dede 5-81; Andrews, Mark 3-87; Baxter, Jarvis 1-29; Miller, A.D. 1-12; Mead, Jeffery 1-9; Perine, Samaje 1-3.

INTERCEPTIONS: Tulsa – None. **Oklahoma** – None.

FUMBLES: Tulsa – None. **Oklahoma** – Perine, Samaje 1-1; Mixon, Joe 1-1.

SACKS: Tulsa – Martin, Trent 1-0; Hanks, Jake 1-0; Linscott, Matt 1-0. **Oklahoma** – Thomas, Ahmad 0-1; Walker, Charles 0-1.

TACKLES (UA-A): Tulsa – Mudoh, Michael 6-10; Linscott, Matt 8-5; Thomas, Kerwin 8-4; Martin, Trent 2-6; Mitchell, Jordan 4-3; Davis, Frankie 2-3; Aisegbu, Zik 3-1; Luetjen, Derrick 1-3; Alexander, Derrick 2-1; Shindelar, Kolton 2-1; Gooden, C.J. 1-2; Umblance, Brodrick 2-0; Brubaker, Jesse 1-1; Minter, Chris 1-1; Hanks, Jake 1-1; Norman, Shawn 1-1; Whitfield, McKinley 1-1; Wilson, Petera 0-2; Quickel, Tim 1-0; Brady, Jeremy 1-0; Barrow, Will 1-0; Celistan, Johnell 0-1; Masumbuko, Suleiman 0-1. **Oklahoma** – Byrd, Hatari 6-9; Alexander, Dominique 6-7; Evans, Jordan 2-9; Thomas, Ahmad 3-7; Parker, Steven 4-3; Sanchez, Zack 3-2; Mbanasor, P.J. 3-2; Striker, Eric 1-4; Tapper, Charles 2-2; Wade, Jordan 0-4; Walker, Charles 0-4; Green, Marcus 3-0; Dimon, Matt 1-2; Bond, Devante 0-3; Okoronwko, Ogbonna 1-1; Romar, Matthew 1-1; Horky, Wesley 0-1; Lindley, P.L. 0-1.

10/3/15 • Gaylord Family – Oklahoma Memorial Stadium (84,384) • Norman, Okla.

	#23 WEST VIRGINIA	24
	#15 OKLAHOMA	44

NORMAN – The Oklahoma defense was in attack mode against West Virginia, picking up seven sacks and five turnovers en route to a 44-24 win. Linebacker Eric Striker led the charge. He had a career-high-tying 12 tackles, including two sacks and three tackles for loss, and forced a fumble in the fourth quarter that Jordan Evans returned 41 yards for a touchdown. Quarterback Baker Mayfield threw for 320 yards and three touchdowns against a WVU defense that entered the game allowing 154.0 passing yards and 0.7 touchdown passes in its first three contests.

Score by Quarters	1	2	3	4	Score
West Virginia	0	7	17	0	– 24
Oklahoma	7	17	10	– 44	

Record: (3-1, 0-1)
Record: (4-0, 1-0)

Scoring Summary:

1st 08:45 OU – Andrews, Mark 17 yd pass from Mayfield, Baker (Seibert, Austin kick), 4-74 1:00, WVU 0 - OU 7
2nd 14:55 WVU – Shell, Rushel 5 yd run (Lambert, Josh kick), 7-86 2:23, WVU 7 - OU 7
14:04 OU – Shepard, S. 28 yd pass from Mayfield, Baker (Seibert, Austin kick), 4-75 0:51, WVU 7 - OU 14
09:00 OU – Seibert, Austin 40 yd field goal, 7-18 3:13, WVU 7 - OU 17
02:16 OU – Mixon, Joe 35 yd run (Seibert, Austin kick), 5-83 2:21, WVU 7 - OU 24
3rd 09:40 WVU – Durante, Jovon 1 yd pass from Howard, Skyler (Lambert, Josh kick), 15-77 4:16, WVU 14 - OU 24
06:57 WVU – Lambert, Josh 23 yd field goal, 5-34 2:28, WVU 17 - OU 24
02:34 OU – Seibert, Austin 25 yd field goal, 4-7 2:04, WVU 17 - OU 27
00:58 WVU – Howard, Skyler 50 yd run (Lambert, Josh kick), 4-58 1:36, WVU 24 - OU 27
00:13 OU – Neal, Durrton 71 yd pass from Mayfield, Baker (Seibert, Austin kick), 3-95 0:45, WVU 24 - OU 34
4th 09:37 OU – Evans, Jordan 41 yd fumble recovery (Seibert, Austin kick), WVU 24 - OU 41
06:06 OU – Seibert, Austin 44 yd field goal, 4-6 2:15, WVU 24 - OU 44

	WVU	OU
FIRST DOWNS	27	16
RUSHES-YARDS (NET)	53-196	33-107
PASSING YDS (NET)	173	320
Passes Att-Comp-Int	32-17-3	25-14-1
TOTAL OFFENSE PLAYS-YARDS	85-369	58-427
Fumble Returns-Yards	0-0	2-49
Punt Returns-Yards	3-6	2-36
Kickoff Returns-Yards	4-84	2-24
Interception Returns-Yards	1-7	3-94
Punts (Number-Avg)	7-46.6	5-43.4
Fumbles-Lost	2-2	1-1
Penalties-Yards	11-111	12-134
Possession Time	33:11	26:49
Third-Down Conversions	8 of 20	2 of 11
Fourth-Down Conversions	2 of 2	0 of 1
Red-Zone Scores-Chances	3-3	3-4
Sacks By: Number-Yards	4-25	7-56

RUSHING: West Virginia – Smallwood, W. 22-111; Shell, Rushel 20-72; Howard, Skyler 11-13. **Oklahoma** – Perine, Samaje 16-65; Mixon, Joe 6-43; Mayfield, Baker 11-minus 1.

PASSING: West Virginia – Howard, Skyler 17-32-3-173. **Oklahoma** – Mayfield, Baker 14-25-1-320.

RECEIVING: West Virginia – Durante, Jovon 4-44; Thompson, J. 3-46; Gibson, Shelton 3-35; Smallwood, W. 3-8; Mathis, Devonte 2-23; Shorts, Daikiel 2-17. **Oklahoma** – Westbrook, Dede 5-107; Quick, Michiah 3-69; Neal, Durrton 2-87; Shepard, S. 2-35; Andrews, Mark 1-17; Perine, Samaje 1-5.


INTERCEPTIONS: West Virginia – Joseph, Karl 1-7. **Oklahoma** – Thomas, Jordan 2-61; Thomas, Ahmad 1-33.

FUMBLES: West Virginia – Howard, Skyler 2-2. **Oklahoma** – Westbrook, Dede 1-1.

SACKS (UA-A): West Virginia – Kwiatkoski, N. 0-2; Nwachukwu, N. 0-1; Barber, Jared 0-1; Petteway, Shaq 1-0; Joseph, Karl 1-0. **Oklahoma** – Striker, Eric 2-0; Evans, Jordan 1-0; Dimon, Matt 1-0; Sanchez, Zack 0-1; Parker, Steven 1-0; Alexander, D. 0-1; Thomas, Ahmad 1-0.

TACKLES (UA-A): West Virginia – Kwiatkoski, N. 2-9; Dillon, KJ 5-2; Barber, Jared 1-5; Worley, Daryl 4-1; Joseph, Karl 3-2; Petteway, Shaq 2-3; Nwachukwu, N. 1-3; Askew-Henry, D. 2-1; Rose, Kyle 2-1; Muldrow, Edward 1-2; Kinsey, E. 0-3; Rumph, Rick 1-0; Molina, Mike 1-0; Howard, Darrien 1-0; Cajuste, Yodny 1-0; Chestnut, T. 1-0; Pankey, Adam 1-0; Preston, Xavier 1-0; Clay, Cody 1-0; Arndt, Justin 1-0; Walters, Sean 1-0; Gibson, Shelton 0-1; Howard, Skyler 0-1.

Oklahoma – Striker, Eric 8-4; Evans, Jordan 7-2; Sanchez, Zack 7-1; Thomas, Ahmad 6-2; Alexander, D. 5-3; Tapper, Charles 3-5; Dimon, Matt 4-3; Bond, Devante 4-2; Parker, Steven 2-2; Thomas, Jordan 3-0; Walker, Charles 3-0; Ward, D.J. 2-0; Byrd, Hatari 2-0; Lindley, P.L. 1-0; Evans, Tay 1-0; Neal, Durrton 1-0; Ross, Alex 1-0; Horky, Wesley 0-1; Brooks, Daniel 0-1.

10/10/15 • Cotton Bowl Stadium (91,546) • Dallas, Texas		
	#10 OKLAHOMA	17
	TEXAS	24

DALLAS – Texas picked up a win in the AT&T Red River Showdown, knocking off No. 10 Oklahoma 24-17.

Texas jumped out to a quick 14-0 lead in the first quarter with a pair of rushing touchdowns. Baker Mayfield would lead a Sooner comeback and twice had the Sooners within seven points, but came up a touchdown short. Texas outgained the Sooners 313-67 on the ground and turned OU over once to take the victory.

It was just UT's second win against OU in the last six meetings.

Score by Quarters	1	2	3	4	Score	
Oklahoma	0	3	7	7	—	17
Texas	14	0	3	7	—	24

Record: (4-1, 1-1)
Record: (2-4, 1-1)

Scoring Summary:

1st 07:52 TEXAS – Johnson, Marcus 24 yd pass from Heard, Jerrod (Rose, Nick kick), 8-77
3:33, OU 0 - TEXAS 7
05:37 TEXAS – Swoopes, Tyrone 3 yd run (Rose, Nick kick), 7-41 2:07, OU 0 - TEXAS 14
06:05 OU – Seibert, Austin 21 yd field goal, 12-67 5:03, OU 3 - TEXAS 14
2nd 08:18 TEXAS – Rose, Nick 27 yd field goal, 15-62 6:42, OU 3 - TEXAS 17
05:16 OU – Flowers, D. 2 yd pass from Mayfield, Baker (Seibert, Austin kick), 8-87 2:57,
OU 10 - TEXAS 17
3rd 13:52 TEXAS – Bluiett, Caleb 2 yd pass from Swoopes, Tyrone (Rose, Nick kick), 5-89
1:57, OU 10 - TEXAS 24
08:00 OU – Perine, Samaje 1 yd run (Seibert, Austin kick), 15-75 5:52, OU 17 - TEXAS 24

	OU	UT
FIRST DOWNS	21	20
RUSHES-YARDS (NET)	37-67	58-313
PASSING YDS (NET)	211	55
Passes Att-Comp-Int	28-20-0	12-9-0
TOTAL OFFENSE PLAYS-YARDS	65-278	70-368
Fumble Returns-Yards	0-0	0-0
Punt Returns-Yards	2-9	0-0
Kickoff Returns-Yards	3-81	2-63
Interception Returns-Yards	0-0	0-0
Punts (Number-Avg)	7-39.6	6-41.7
Fumbles-Lost	1-1	0-0
Penalties-Yards	5-45	5-67
Possession Time	28:05	31:55
Third-Down Conversions	3 of 12	9 of 16
Fourth-Down Conversions	1 of 1	0 of 0
Red-Zone Scores-Chances	3-3	3-4
Sacks By: Number-Yards	2-10	6-45

RUSHING: Oklahoma – Perine, Samaje 10-36; Mixon, Joe 6-24; Brooks, Daniel 2-15; Westbrook, Dede 1-minus 3; Mayfield, Baker 18-minus 5. **Texas** – Foreman, D'Onta 9-117; Heard, Jerrod 21-115; Gray, Johnathan 22-76; Swoopes, Tyrone 4-14; TEAM 2-minus 9.

PASSING: Oklahoma – Mayfield, Baker 20-28-0-211. **Texas** – Heard, Jerrod 8-11-0-53; Swoopes, Tyrone 1-1-0-2.

RECEIVING: Oklahoma – Shepard, S. 6-95; Westbrook, Dede 4-25; Mixon, Joe 3-12; Neal, Durrton 2-26; Baxter, Jarvis 2-17; Flowers, D. 2-14; Quick, Michiah 1-22. **Texas** – Johnson, Marcus 4-35; Burt, John 2-5; Hill, Holton 1-9; Beck, Andrew 1-4; Bluiett, Caleb 1-2.

INTERCEPTIONS: Oklahoma – None. **Texas** – None.

FUMBLES: Oklahoma – Ross, Alex 1-1. **Texas** – None.

SACKS (UA-A): Oklahoma – Striker, Eric 2-0. **Texas** – Ford, Poona 1-1; Jefferson, Mali 2-0; Boyette Jr., Pa 1-0; Hughes, Naashon 0-1; Ridgeway, Hassa 1-0.

TACKLES (UA-A): Oklahoma – Evans, Jordan 6-5; Alexander, D. 3-5; Parker, Steven 5-2; Romar, Matthew 4-3; Thomas, Ahmad 4-2; Sanchez, Zack 5-0; Byrd, Hatari 4-1; Striker, Eric 3-1; Thomas, Jordan 2-2; Lindley, P.L. 3-0; Tapper, Charles 1-2; Wade, Jordan 1-1; Dimon, Matt 0-2; Walker, Charles 1-0; Hodgson, Nick 1-0; Evans, Tay 1-0; Mbanasor, P.J. 1-0. **Texas** – Hughes, Naashon 4-5; Hill, Holton 7-1; Jinkens, Peter 6-2; Jefferson, Mali 5-1; Davis, Davante 5-1; Bonney, John 3-0; Thomas, Duke 3-0; Ford, Poona 2-1; Hall, Jason 2-1; Boyette Jr., Pa 2-1; Cottrell, Bryce 2-0; Omerihu, Char 2-0; Vaccaro, Kevin 2-0; Wheeler, Anthon 2-0; Jackson, Desmon 2-0; Ridgeway, Hassa 1-1; Haines, Dylan 1-0; Elliott, DeShon 1-0.

10/17/15 • Bill Snyder Family Stadium (52,867) • Manhattan, Kan.		
	#19 OKLAHOMA	55
	KANSAS STATE	0

MANHATTAN, Kan. – Oklahoma posted its first shutout of a Big 12 opponent since 2010 and tacked on 55 points of its own to down the Wildcats in Manhattan. The Sooners registered six sacks and three interceptions, including a 38-yard Zack Sanchez pick-six, and allowed just 110 total yards, the third fewest on the road of the Bob Stoops era.

Quarterback Baker Mayfield raced the Sooners out to a quick lead, piling up five first-half touchdown passes to tie Jason White's program record for TD passes in a half. Sterling Shepard grabbed two touchdowns and Joe Mixon added rushing and receiving scores for OU.

The Sooners improved to 6-0 in Manhattan under Bob Stoops, with all six victories by double digits. No other current Big 12 team has more than two wins at KSU in that span.

Score by Quarters	1	2	3	4	Score	
Kansas State	0	0	0	0	—	0
Oklahoma	14	21	13	7	—	55

Record: (3-3, 0-3)
Record: (5-1, 2-1)

Scoring Summary:

1st 13:56 OU – Shepard, S. 22 yd pass from Mayfield, Baker (Seibert, Austin kick), 5-75
1:04, OU 7 - KS 0
08:33 OU – Mixon, Joe 10 yd pass from Mayfield, Baker (Seibert, Austin kick), 2-16 0:27,
OU 14 - KS 0
2nd 12:00 OU – Shepard, S. 28 yd pass from Mayfield, Baker (Seibert, Austin kick), 5-80
1:26, OU 21 - KS 0
07:29 OU – Andrews, Mark 3 yd pass from Mayfield, Baker (Seibert, Austin kick), 8-58
2:51, OU 28 - KS 0
04:59 OU – Westbrook, Dede 4 yd pass from Mayfield, Baker (Seibert, Austin kick), 5-27
1:39, OU 35 - KS 0
3rd 14:38 OU – Sanchez, Zack 38 yd interception return (Seibert, Austin kick), , OU 42 - KS 0
09:27 OU – Seibert, Austin 20 yd field goal, 9-49 3:33, OU 45 - KS 0
03:28 OU – Seibert, Austin 19 yd field goal, 12-55 4:20, OU 48 - KS 0
4th 09:44 OU – Mixon, Joe 1 yd run (Seibert, Austin kick), 13-94 5:03, OU 55 - KS 0

	OU	KSU
FIRST DOWNS	30	7
RUSHES-YARDS (NET)	52-232	31-65
PASSING YDS (NET)	336	45
Passes Att-Comp-Int	32-25-0	22-5-3
TOTAL OFFENSE PLAYS-YARDS	84-568	53-110
Fumble Returns-Yards	0-0	0-0
Punt Returns-Yards	0-0	1-0
Kickoff Returns-Yards	0-0	3-39
Interception Returns-Yards	3-62	0-0
Punts (Number-Avg)	2-38.0	8-40.0
Fumbles-Lost	1-0	0-0
Penalties-Yards	3-24	1-5
Possession Time	34:22	25:38
Third-Down Conversions	9 of 15	3 of 14
Fourth-Down Conversions	1 of 2	0 of 0
Red-Zone Scores-Chances	6-6	0-1
Sacks By: Number-Yards	6-31	3-16

RUSHING: Oklahoma – Mixon, Joe 15-73; Perine, Samaje 11-56; Brooks, Daniel 11-41; Mayfield, Baker 9-33; Knight, Trevor 2-19; Ross, Alex 4-10. **Kansas State** – Cook, Kody 11-19; Jones, Charles 5-18; Hubener, Joe 9-16; Gronkowski, G. 1-7; Silmon, Justin 3-3; Dimel, Winston 2-2.

PASSING: Oklahoma – Mayfield, Baker 20-27-0-282; Knight, Trevor 4-4-0-53; Thomas, Cody 1-1-0-1. **Kansas State** – Hubener, Joe 4-14-2-39; Cook, Kody 1-8-1-6.

RECEIVING: Oklahoma – Westbrook, Dede 5-85; Shepard, S. 4-83; Neal, Durrton 4-55; Mixon, Joe 3-29; Perine, Samaje 2-20; Brooks, Daniel 1-34; Bothun, Grant 1-11; Baxter, Jarvis 1-7; Miller, A.D. 1-4; Quick, Michiah 1-4; Andrews, Mark 1-3; Ross, Alex 1-1. **Kansas State** – Cook, Kody 2-38; Davis, Andre 1-6; Klein, Kyle 1-5; Heath, D. 1-minus 4.

INTERCEPTIONS: Oklahoma – Sanchez, Zack 2-38; Thomas, Jordan 1-24. **Kansas State** – None.

FUMBLES: Oklahoma – Knight, Trevor 1-0. **Kansas State** – None.

SACKS (UA-A): Oklahoma – Overton, M. 1-0; Walker, Charles 1-0; Okoronkwo, O. 1-0; Ward, DJ 1-0; Dimon, Matt 1-0; Wade, Jordan 1-0. **Kansas State** – Geary, Will 2-0; Prewett, Kaleb 1-0.

TACKLES (UA-A): Oklahoma – Parker, Steven 4-0; Evans, Jordan 4-0; Shannon, Frank 4-0; Okoronkwo, O. 3-0; Striker, Eric 3-0; Dimon, Matt 2-1; Overton, M. 2-0; Johnson, W. 2-0; Walker, Charles 2-0; Thomas, Jordan 2-0; Alexander, D. 2-0; Tapper, Charles 1-1; Thomas, Ahmad 1-0; Ward, DJ 1-0; Sanchez, Zack 1-0; Green, Marcus 1-0; Wade, Jordan 1-0; Lindley, P.L. 1-0. **Kansas State** – Newlan, Sean 14-0; Geary, Will 6-2; Sizelove, Sam 6-2; Davis, Will 5-2; Shelley, Duke 6-0; Prewett, Kaleb 6-0; Wood, Tanner 5-1; Burns, Morgan 3-0; Jackson, Nate 3-0; Moore, C. 2-0; Starks, Donnie 2-0; Bryant, Marquel 1-1; Willis, Jordan 1-1; Adams, Kendall 1-1; Lee, Elijah 1-0; Kupersmith, J. 1-0; Cook, Kody 1-0.

10/24/15 • Gaylord Family – Oklahoma Memorial Stadium (85,312) • Norman, Okla.

10/31/15 • Memorial Stadium (26,677) • Lawrence, Kan.

	TEXAS TECH	27
	#17 OKLAHOMA	63

	#14 OKLAHOMA	62
	KANSAS	7

NORMAN – The Oklahoma defense held a Texas Tech team that entered the day ranked second nationally in total offense and passing offense to just 436 total yards and 253 yards passing, both season lows for TTU. OU recorded four interceptions (its most since 2003) and sacked Patrick Mahomes four times while giving up just 27 points (Tech came in averaging 49.4).

The Sooner ground game was firing on all cylinders the entire day. Samaje Perine (201) and Joe Mixon (154) combined for 355 rushing yards and six rushing touchdowns to lead a Sooner offense that scored at least two TDs in every quarter.

Playing against his former school, quarterback Baker Mayfield was 15-for-22 through the air for 212 yards and two scores.

Score by Quarters	1	2	3	4	Score	Record
Texas Tech	3	14	10	0	27	Record: (5-3, 2-3)
Oklahoma	14	14	21	14	63	Record: (6-1, 3-1)

Scoring Summary:

- 1st 08:18 OU – Mixon, Joe 11 yd run (Seibert, Austin kick), 8-62 2:34, TTU 0 - OU 7
06:39 OU – Perine, Samaje 3 yd run (Seibert, Austin kick), 1-3 0:08, TTU 0 - OU 14
01:42 TTU – Hatfield, C. 34 yd field goal, 14-59 4:57, TTU 3 - OU 14
- 2nd 13:27 OU – Mixon, Joe 17 yd run (Seibert, Austin kick), 9-76 3:15, TTU 3 - OU 21
09:32 TTU – Davis, Reginald 6 yd pass from Mahomes, P. (Hatfield, C. kick), 4-29 1:22, TTU 10 - OU 21
07:05 TTU – Washington, De. 13 yd run (Hatfield, C. kick), 4-32 1:16, TTU 17 - OU 21
03:31 OU – Perine, Samaje 10 yd run (Seibert, Austin kick), 8-75 3:34, TTU 17 - OU 28
- 3rd 14:14 OU – Andrews, Mark 13 yd pass from Mayfield, Baker (Seibert, Austin kick), 4-75 0:46, TTU 17 - OU 35
09:16 TTU – Hatfield, C. 28 yd field goal, 11-63 4:58, TTU 20 - OU 35
07:04 OU – Perine, Samaje 6 yd run (Seibert, Austin kick), 6-75 2:12, TTU 20 - OU 42
04:50 TTU – Mahomes, P. 1 yd run (Hatfield, C. kick), 9-62 2:14, TTU 27 - OU 42
01:03 OU – Neal, Durrion 15 yd pass from Mayfield, Baker (Seibert, Austin kick), 9-65 3:47, TTU 27 - OU 49
- 4th 08:18 OU – Perine, Samaje 2 yd run (Seibert, Austin kick), 9-54 4:53, TTU 27 - OU 56
02:26 OU – Ross, Alex 9 yd run (Seibert, Austin kick), 8-36 4:32, TTU 27 - OU 63

	TTU	OU
FIRST DOWNS	28	35
RUSHES-YARDS (NET)	40-172	57-405
PASSING YDS (NET)	253	212
Passes Att-Comp-Int	45-29-4	22-15-1
TOTAL OFFENSE PLAYS-YARDS	85-425	79-617
Fumble Returns-Yards	1-50	0-0
Punt Returns-Yards	0-0	0-0
Kickoff Returns-Yards	7-163	1-22
Interception Returns-Yards	1-45	4-33
Punts (Number-Avg)	3-49.3	1-57.0
Fumbles-Lost	0-0	2-1
Penalties-Yards	7-68	3-34
Possession Time	28:20	31:40
Third-Down Conversions	12 of 18	10 of 13
Fourth-Down Conversions	0 of 1	1 of 1
Red-Zone Scores-Chances	5-6	9-10
Sacks By: Number-Yards	1-3	4-25

RUSHING: Texas Tech – Washington, De. 19-94; Mahomes, P. 15-58; Stockton, J. 6-31.
Oklahoma – Perine, Samaje 23-201; Mixon, Joe 16-154; Ross, Alex 6-23; Mayfield, Baker 9-16; Knight, Trevor 2-13; team 1-minus 2.

PASSING: Texas Tech – Mahomes, P. 26-40-4-233; Webb, Davis 3-5-0-20. **Oklahoma** – Mayfield, Baker 15-22-1-212.

RECEIVING: Texas Tech – Grant, Jakeem 7-55; Davis, Reginald 7-52; Sadler, Ian 3-40; Lauderdale, D. 3-29; Coutee, Keke 2-27; Pearson, Brad 2-26; Brown, Tony 2-10; Batson, Cameron 2-2; Washington, De. 1-12. **Oklahoma** – Neal, Durrion 5-44; Westbrook, Dede 3-58; Shepard, S. 2-50; Baxter, Jarvis 1-18; Andrews, Mark 1-13; Mixon, Joe 1-13; Perine, Samaje 1-9; Mead, Jeffery 1-7.

INTERCEPTIONS: Texas Tech – Nelson, Justis 1-45. **Oklahoma** – Striker, Eric 1-33; Shannon, Frank 1-0; Alexander, D. 1-0; Austin, Dakota 1-0.

FUMBLES: Texas Tech – None. **Oklahoma** – Mayfield, Baker 1-0; Baxter, Jarvis 1-1.

SACKS (UA-A): Texas Tech – Robertson, Pete 1-0. **Oklahoma** – Walker, Charles 1-1; Striker, Eric 1-1; Alexander, D. 0-1; Dimon, Matt 0-1.

TACKLES (UA-A): Texas Tech – Allen, Dakota 3-12; Gaines, J.J. 5-9; Awe, Micah 4-8; Robertson, Pete 5-3; Nelson, Justis 4-3; Bethel, Nigel 6-0; Madison, Tevin 3-3; Johnson, Jah. 1-4; Jenkins, Malik 2-2; Hinton, D'Vonta 1-2; Nguema, Thierry 2-0; Jackson, Bran. 0-2; Mahomes, P. 1-0; Atoe, Sam 0-1; Alston, Deme. 0-1; Woods, Kahlee 0-1; Fehoko, Breiden 0-1. **Oklahoma** – Shannon, Frank 9-4; Austin, Dakota 11-0; Thomas, Ahmad 6-3; Alexander, D. 5-3; Johnson, W. 6-0; Parker, Steven 5-1; Walker, Charles 3-2; Thomas, Jordan 3-1; Wade, Jordan 2-1; Dimon, Matt 1-2; Striker, Eric 1-2; Tapper, Charles 1-2; Evans, Tay 2-0; Mayfield, Baker 2-0; Lindley, P.L. 1-1; Hunter, Ruben 1-0; Romar, Matthew 1-0; Houghton, K. 1-0; Quick, Michiah 1-0; Sunderland, W. 1-0.

NORMAN – The Sooners topped the 50-point mark for the third straight game, scoring 62 and piling up 710 yards of total offense against the Jayhawks. Baker Mayfield threw for 331 yards in the first half, 174 of which went to Sterling Shepard, and finished with four touchdown passes.

Oklahoma held Kansas to just 216 yards of total offense while registering five sacks and forcing two fumbles. For the first time in the 17-year Bob Stoops era, the Sooners did not punt.

Score by Quarters	1	2	3	4	Score	Record
Oklahoma	21	17	17	7	62	Record: (7-1, 4-1)
Kansas	0	7	0	0	7	Record: (0-8, 0-5)

Scoring Summary:

- 1st 09:48 OU – Mixon, Joe 68 yd pass from Mayfield, Baker (Seibert, Austin kick), 2-83 0:26, OU 7 - KU 0
05:32 OU – Neal, Durrion 11 yd pass from Mayfield, Baker (Seibert, Austin kick), 7-61 2:40, OU 14 - KU 0
01:51 OU – Shepard, S. 4 yd pass from Mayfield, Baker (Seibert, Austin kick), 7-70 2:46, OU 21 - KU 0
- 2nd 14:54 KU – Patrick, Tyler 17 yd pass from Willis, Ryan (Bartolotta, Nick kick), 6-29 1:12, OU 21 - KU 7
09:00 OU – Perine, Samaje 3 yd run (Seibert, Austin kick), 14-75 5:54, OU 28 - KU 7
02:34 OU – Seibert, Austin 46 yd field goal, 8-68 3:01, OU 31 - KU 7
00:22 OU – Perine, Samaje 1 yd run (Seibert, Austin kick), 5-80 0:54, OU 38 - KU 7
- 3rd 09:46 OU – Grant, Sam 1 yd pass from Mayfield, Baker (Seibert, Austin kick), 8-67 2:58, OU 45 - KU 7
08:19 OU – Knight, Trevor 1 yd run (Seibert, Austin kick), 4-19 1:15, OU 52 - KU 7
02:03 OU – Hodgson, Nick 32 yd field goal, 9-37 3:00, OU 55 - KU 7
- 4th 05:32 OU – Knight, Connor 17 yd pass from Knight, Trevor (Hodgson, Nick kick), 7-49 3:19, OU 62 - KU 7

	OU	KU
FIRST DOWNS	35	15
RUSHES-YARDS (NET)	41-265	36-35
PASSING YDS (NET)	445	181
Passes Att-Comp-Int	41-33-0	34-20-0
TOTAL OFFENSE PLAYS-YARDS	82-710	70-216
Fumble Returns-Yards	0-0	1-13
Punt Returns-Yards	4-23	0-0
Kickoff Returns-Yards	1-27	3-62
Interception Returns-Yards	0-0	0-0
Punts (Number-Avg)	0-0.0	9-42.0
Fumbles-Lost	2-2	2-2
Penalties-Yards	4-40	6-81
Possession Time	33:39	26:21
Third-Down Conversions	6 of 10	7 of 17
Fourth-Down Conversions	1 of 1	0 of 1
Red-Zone Scores-Chances	8-10	1-2
Sacks By: Number-Yards	5-29	3-13

RUSHING: Oklahoma – Ross, Alex 14-103; Perine, Samaje 11-90; Mixon, Joe 6-44; Mayfield, Baker 5-16; Knight, Trevor 5-12. **Kansas** – Cox, Taylor 12-30; Mann, De'Andre 11-28; Kinner, Ke'aun 5-4; Team 1-0; Willis, Ryan 7-minus 27.

PASSING: Oklahoma – Mayfield, Baker 27-32-0-383; Knight, Trevor 6-9-0-62. **Kansas** – Willis, Ryan 20-34-0-181.

RECEIVING: Oklahoma – Shepard, S. 11-183; Westbrook, Dede 6-83; Andrews, Mark 5-46; Neal, Durrion 3-16; Mixon, Joe 2-72; Baxter, Jarvis 2-12; Knight, Connor 1-17; Bothun, Grant 1-15; Grant, Sam 1-1; Quick, Michiah 1-0. **Kansas** – Patrick, Tyler 5-46; Sims, Steven 4-30; Barbel, Shakiem 3-43; Parmalee, Tre' 3-23; Booker, Jeremiah 2-20; Cox, Taylor 1-8; Kinner, Ke'aun 1-7; Crawley, Darius 1-4.

INTERCEPTIONS: Oklahoma – None. **Kansas** – None.

FUMBLES: Oklahoma – Ross, Alex 1-1; Shepard, S. 1-1. **Kansas** – Willis, Ryan 1-1; Mann, De'Andre 1-1.

SACKS (UA-A): Oklahoma – Tapper, Charles 3-0; Okoronkwo, O. 1-0; Lindley, P.L. 0-1; Houghton, K. 0-1. **Kansas** – Armstrong, D. 2-0; Graham, Chevy 1-0.

TACKLES (UA-A): Oklahoma – Alexander, D. 8-3; Shannon, Frank 7-2; Austin, Dakota 5-0; Thomas, Jordan 4-0; Tapper, Charles 4-0; Dimon, Matt 3-1; Thomas, Ahmad 1-2; Wade, Jordan 2-0; Walker, Charles 2-0; Parker, Steven 2-0; Lindley, P.L. 1-1; Houghton, K. 1-1; Sunderland, W. 1-1; Striker, Eric 1-0; Byrd, Hatari 1-0; Hunter, Ruben 1-0; Orso-Bacchus, D. 1-0; Hodgson, Nick 1-0; Green, Marcus 1-0; Okoronkwo, O. 1-0; Samia, Dru 1-0; McKinney, P. 0-1; Romar, Matthew 0-1. **Kansas** – Smithson, Fish 8-2; Shaw, Tevin 7-2; Dineen, Joe 7-2; Bates, Bazie 6-2; Armstrong, D. 6-0; Ogletree, Marnez 4-1; Glatczak, M. 3-2; Graham, Chevy 3-0; Miller, Tyrone 2-1; Watson, Kyrion 2-1; Ogbebor, Osaze 2-0; Stewart, Brandon 2-0; Wise, Daniel 2-0; Goodman, Ben 1-1; Roberts, M. 1-1; Williams, D.J. 0-2; Neal, Derrick 1-0; Zunica, Michael 1-0; Spencer, Colin 1-0; Wyman, Matthew 0-1; Schadler, Ryan 0-1; Olobia, Anthony 0-1.

11/7/15 • Gaylord Family – Oklahoma Memorial Stadium (85,595) • Norman, Okla.



IOWA STATE	16
#14 OKLAHOMA	52

NORMAN – Oklahoma’s offense was explosive in scoring 52 points against an Iowa State defense that shut out Texas the week before. OU posted four scoring plays of longer than 30 yards and surpassed 600 yards of total offense (684) for the third straight game. The Sooners averaged 9.5 yards per play to Iowa State’s 4.2.

Baker Mayfield threw for 342 yards and three touchdowns (two TDs went for 75 and 74 yards) while rushing for 27 yards and a score. Sterling Shepard totaled 95 receiving yards and a touchdown to top the 3,000-yard mark for his career.

Score by Quarters	1	2	3	4	Score	
Oklahoma	21	0	17	14	– 52	Record: (8-1, 5-1)
Iowa State	3	6	0	7	– 16	Record: (3-6, 2-4)

Scoring Summary:

- 1st 10:46 ISU – Netten, Cole 43 yd field goal, 10-50 4:14, ISU 3 - OU 0
- 10:33 OU – Flowers, D. 75 yd pass from Mayfield, Baker (Seibert, Austin kick), 1-75 0:13, ISU 3 - OU 7
- 05:53 OU – Westbrook, Dede 27 yd pass from Mayfield, Baker (Seibert, Austin kick), 1-27 0:06, ISU 3 - OU 14
- 03:33 OU – Mayfield, Baker 17 yd run (Seibert, Austin kick), 5-40 1:01, ISU 3 - OU 21
- 2nd 11:35 ISU – Netten, Cole 45 yd field goal, 6-32 1:31, ISU 6 - OU 21
- 01:14 ISU – Netten, Cole 51 yd field goal, 5-20 0:29, ISU 9 - OU 21
- 3rd 11:07 OU – Seibert, Austin 37 yd field goal, 12-59 3:53, ISU 9 - OU 24
- 07:03 OU – Perine, Samaje 8 yd run (Seibert, Austin kick), 8-82 2:17, ISU 9 - OU 31
- 01:05 OU – Shepard, S. 74 yd pass from Mayfield, Baker (Seibert, Austin kick), 2-94 0:30, ISU 9 - OU 38
- 4th 11:19 OU – Mixon, Joe 57 yd run (Seibert, Austin kick), 3-70 0:58, ISU 9 - OU 45
- 08:51 OU – Andrews, Mark 55 yd pass from Knight, Trevor (Seibert, Austin kick), 1-55 0:12, ISU 9 - OU 52
- 05:08 ISU – Montgomery, D. 13 yd pass from Lanning, Joel (Netten, Cole kick), 13-78 3:43, ISU 16 - OU 52

	ISU	OU
FIRST DOWNS	22	28
RUSHES-YARDS (NET)	38-114	39-279
PASSING YDS (NET)	260	405
Passes Att-Comp-Int	51-26-1	33-25-0
TOTAL OFFENSE PLAYS-YARDS	89-374	72-684
Fumble Returns-Yards	0-0	0-0
Punt Returns-Yards	1-0	2-6
Kickoff Returns-Yards	5-89	4-65
Interception Returns-Yards	0-0	1-38
Punts (Number-Avg)	7-36.3	3-39.3
Fumbles-Lost	0-0	2-1
Penalties-Yards	5-23	2-10
Possession Time	33:32	26:28
Third-Down Conversions	6 of 21	4 of 10
Fourth-Down Conversions	1 of 4	0 of 1
Red-Zone Scores-Chances	1-2	3-4

RUSHING: Iowa State – Warren, Mike 18-43; Thomas, Joshua 8-39; Lanning, Joel 11-37; Ryan, Trevor 1-minus 5. **Oklahoma** – Perine, Samaje 13-95; Mixon, Joe 8-88; Brooks, Daniel 4-55; Mayfield, Baker 10-27; Ross, Alex 3-17; team 1-minus 3.

PASSING: Iowa State – Lanning, Joel 26-51-1-260. **Oklahoma** – Mayfield, Baker 23-31-0-342; Knight, Trevor 2-2-0-63.

RECEIVING: Iowa State – Lazard, Allen 8-101; Bundrage, Q. 3-35; Warren, Mike 3-30; Montgomery, D. 3-26; Epps, Carson 3-19; Wesley, Jauan 2-20; Ryan, Trevor 2-15; Daley, Dondre 1-8; Boesen, Ben 1-6. **Oklahoma** – Neal, Durrton 10-75; Shepard, S. 4-94; Westbrook, Dede 3-60; Flowers, D. 2-81; Mixon, Joe 2-11; Andrews, Mark 1-55; Baxter, Jarvis 1-12; Todd, Dallis 1-9; Bothun, Grant 1-8.

INTERCEPTIONS: Iowa State – None. **Oklahoma** – Austin, Dakota 1-38.

FUMBLES: Iowa State – None. **Oklahoma** – Perine, Samaje 1-1; Mayfield, Baker 1-0.

SACKS (UA-A): Iowa State – Peters, Levi 1-0; Pierson, Dale 1-0; Harris, Jordan 0-1; Tucker, Demond 0-1; Waggoner, J.D. 1-0. **Oklahoma** – Tapper, Charles 2-0; Striker, Eric 1-0; Walker, Charles 1-0.

TACKLES (UA-A): Iowa State – Peavy, Brian 3-6; Floyd, Qujuan 5-3; Peters, Levi 4-3; Northrup, R. 2-5; Seeley, Kane 2-5; Harvey, Willie 1-6; Mills, Brian 3-3; Tribune, Nigel 4-1; Harris, Jordan 1-4; Wiltz, Jomal 0-5; Waggoner, J.D. 2-2; Knott, Luke 1-1; Richardson, SE 1-1; Pierson, Dale 1-1; Thomas, Jh. 1-1; Tucker, Demond 0-2; Jahlas, Josh 1-0; Ryan, Trevor 0-1; Harger, M. 0-1; Jones, Jarnor 0-1; Opara, Oscar 0-1; Montgomery, D. 0-1; Warren, Mike 0-1; Spreen, Jack 0-1. **Oklahoma** – Thomas, Ahmad 7-3; Austin, Dakota 7-2; Alexander, D. 5-2; Evans, Jordan 3-4; Walker, Charles 3-2; Tapper, Charles 4-0; Striker, Eric 3-1; Parker, Steven 3-1; Romar, Matthew 3-1; Green, Marcus 2-1; Wade, Jordan 2-0; Bond, Devante 2-0; Thomas, Jordan 1-1; Shannon, Frank 1-1; Johnson, W. 0-2; Dimon, Matt 0-2; Mbanasor, P.J. 1-0; Haughton, K. 1-0; Overton, M. 1-0; Quick, Michiah 1-0; Smallwood, J. 1-0; Ward, DJ 1-0; Hunter, Ruben 0-1; Flowers, D. 0-1; Byrd, Hatari 0-1.

BIG 12/NCAA RANKINGS (Through Games of Nov. 7)

INDIVIDUAL

Category	Player	Stat	Big 12 Rank	NCAA Rank
Rushing Yards	Samaje Perine	806	5	42
	Joe Mixon	519	10	118
Rushing Yards/Game	Samaje Perine	89.6	5	51
Rushing Yards/Carry	Samaje Perine	5.76	6	40
Rushing TDs	Samaje Perine	10	1	25
Pass Yards	Baker Mayfield	2,812	4	13
Pass Yards/Game	Baker Mayfield	312.4	4	13
Pass Yards/Completion	Baker Mayfield	14.57	2	10
Pass Yards/Attempt	Baker Mayfield	10.23	2	2
Pass Efficiency	Baker Mayfield	186.8	2	2
Completion Pct.	Baker Mayfield	70.2	1	4
Completions/Game	Baker Mayfield	21.4	4	26
Passing TDs	Baker Mayfield	28	3	6
Receptions/Game	Sterling Shepard	5.2	5	55
	Durrone Neal	4.2	7	106
	Dede Westbrook	4.2	7	106
Receiving Yards	Sterling Shepard	826	4	19
	Dede Westbrook	593	7	66
Receiving Yards/Game	Sterling Shepard	91.8	4	20
Receiving Yards/Reception	Sterling Shepard	17.57	8	44
Receiving TDs	Sterling Shepard	7	3	20
	Mark Andrews	6	7	37
Total Offense	Baker Mayfield	337.4	4	9
All Purpose Yards	Sterling Shepard	108.1	9	73
Points Responsible For	Baker Mayfield	198	4	7
	Austin Seibert	89	9	75
Points Responsible For/Game	Baker Mayfield	22.0	3	5
	Austin Seibert	9.9	10	79
Scoring/Game	Austin Seibert	9.9	2	14
Scoring (TDs)	Samaje Perine	7.3	10	87
	Samaje Perine	7.3	4	N/A
Scoring (Kick)	Joe Mixon	6.0	8	N/A
	Austin Seibert	9.9	1	N/A
Punt Return Avg.	Sterling Shepard	8.6	3	37
Kick Return Avg.	Alex Ross	17.5	8	110
Punting Avg.	Austin Seibert	43.5	2	30
Field Goals/Game	Austin Seibert	1.33	4	43
Field Goal Pct.	Austin Seibert	80.0	3	34
PAT Pct.	Austin Seibert	100.0	1	1
Tackles/Game	Dominique Alexander	8.3	4	63
	Jordan Evans	7.7	7	104
	Ahmad Thomas	6.7	11	—
Sacks/Game	Eric Striker	0.83	2	16
	Charles Tapper	0.56	7	71
	Charles Walker	0.56	7	71
Tackles for Loss/Game	Eric Striker	1.4	3	19
	Charles Walker	1.0	11	—
Passes Defended/Game	Zack Sanchez	1.00	4	50
	Jordan Thomas	0.88	8	—
Interceptions	Zack Sanchez	3	5	34
	Jordan Thomas	3	5	34
Interceptions/Game	Zack Sanchez	0.43	3	29
	Jordan Thomas	0.38	4	35
Fumbles Forced/Game	Charles Tapper	0.33	3	15

TEAM

Category	Stat	Big 12 Rank	NCAA Rank
Scoring Offense	46.3	3	3
Scoring Defense	18.1	1	16
Total Offense	549.3	4	6
Total Defense	327.2	1	23
Rushing Offense	211.3	4	24
Rushing Defense	148.7	3	49
Pass Offense	338.0	5	11
Pass Defense	178.6	1	16
Pass Efficiency	185.18	2	2
Pass Defense Efficiency	100.75	1	8
Kick Return Average	18.40	8	107
Punt Return Average	8.20	4	67
Interceptions	12	3	18
Net Punt Average	42.0	1	4
Kickoff Coverage	20.55	4	50
Field Goal Pct.	81.2	3	30
PAT Pct.	100.0	1	1
Sacks/Game	3.78	1	2
Sacks Allowed/Game	3.00	8	114
Defensive TDs	2	3	28
First Downs/Game	27.8	4	6
First Downs Allowed/Game	19.9	1	55
3rd-Down Conversion Pct.	45.3	4	22
Opp. 3rd-Down Conversion Pct.	39.5	5	76
4th-Down Conversion Pct.	58.3	4	43
Opp. 4th-Down Conversion Pct.	33.3	1	18
Penalty Yards/Game	58.8	5	79
Time of Possession	30:22	5	60
Turnover Margin/Game	0.33	4	39
Red Zone Offense	86.8	5	40
Red Zone Defense	75.0	1	216