



OKLAHOMA

Kenny Mossman, Senior Associate Athletics Director

McClendon Center for Intercollegiate Athletics
 180 W. Brooks, Suite 2525, Norman, OK 73019
 O: (405) 325-8228 | C: (405) 249-5891 | F: (405) 325-7623
kmossman@ou.edu | www.SoonerSports.com

25 BOWL CHAMPIONSHIPS | 42 CONFERENCE CHAMPIONSHIPS | 150 ALL-AMERICANS | FIVE HEISMAN TROPHY WINNERS

Oklahoma Schedule

Date	Opponent	Time/Result	TV
09.04.10	UTAH STATE	W, 31-24	PPV
09.11.10	No. 14 FLORIDA ST.	W, 47-17	ABC
09.18.10	AIR FORCE	W, 27-24	FSN
9.25.10	at Cincinnati@	W, 31-29	ESPN2
10.2.10	vs. Texas*	2:30 p.m.	ABC
10.16.10	IOWA STATE	TBA	TBA
10.23.10	at Missouri	TBA	TBA
10.30.10	COLORADO	TBA	TBA
11.06.10	at Texas A&M	TBA	TBA
11.13.10	TEXAS TECH	TBA	TBA
11.20.10	at Baylor	TBA	TBA
11.27.10	at Oklahoma State	TBA	TBA
12.04.10	Big 12 Championship^	7 p.m.	ABC

@ - Paul Brown Stadium

* - Cotton Bowl (Dallas, Texas)

^ - Cowboys Stadium (Arlington, Texas)

Oklahoma Coaching Staff

Bob Stoops (f) Head Coach
 Brent Venables (f) Assoc. HC/Def. Coord./LB
 Kevin Wilson (pb) Offensive Coordinator/TE/FB
 Bobby Jack Wright (pb) Asst. HC/Asst. DC/DE
 Jay Norvell (f) Asst. Offensive Coordinator/WR
 Cale Gundy (f) Recruiting Coordinator/RB
 Josh Heupel (f) Quarterbacks
 Jackie Shipp (f) Defensive Line
 Willie Martinez (f) Defensive Backs

Game Location: (f) - field; (pb) - press box

Television (ABC)

Brad Nessler play-by-play
 Todd Blackledge analyst
 Holly Rowe sideline

Radio (Sooner Network)

Bob Barry, Sr. play-by-play
 Merv Johnson analyst
 Toby Rowland sideline


Flagship: KOKC AM-1520

Satellite: Sirius 122, XM 143

Internet: SoonerSports.com (subscription)

Radio (Compass)

Matt Smith play-by-play
 Curtis Conway analyst



Texas (3-1, 1-0 Big 12)

LONGHORNS

At A Glance

Date: Saturday, Oct. 2

Time: 2:30 p.m., CT

Location: Dallas, Texas

Venue: Cotton Bowl

Capacity: 92,000

Surface: Grass

Television ABC



Oklahoma (4-0, 0-0 Big 12)

SOONERS

The Game

Oklahoma (No. 8 AP, No. 8 ESPN/USA Today Coaches) and Texas (No. 21 AP, No. 16 ESPN/USA Today Coaches) celebrate the 105th renewal of the Red River Rivalry when the collide in Dallas. This game has been played in the Cotton Bowl every year since 1929. Last week, Oklahoma held on for a 31-29 victory at Cincinnati, while Texas dropped a 34-12 decision at home to UCLA.

The Series

Texas leads it 59-40-5. Since the Big 12 Conference formed in 1996, the two schools have split 14 meetings. Last year's 16-13 Texas victory was the closest game in the series since 1997.


The Coaches

- Oklahoma: Bob Stoops (Iowa '83) is 121-29 in his 12th season. He is 77-17 vs. the Big 12, 42-12 vs. the Big 12 South, 35-5 vs. the Big 12 North, 6-1 in the Big 12 title game, 44-12 vs. non-conference opponents, 69-2 at home, 33-14 on the road, 19-13 on neutral fields, 37-16 vs. ranked opponents, 5-6 in bowls, 6-5 vs. Texas.
- Texas: Mack Brown (Florida State '74) is 131-28-0 in his 13th season at the Texas helm.

The Program


- Oklahoma's all-time record stands at 803-302-53 in 115 seasons. Since WWII, OU leads the nation with 563 victories.
- The Sooners have captured seven national championships (1950, 1955, 1956, 1974, 1975, 1985, 2000).
- Oklahoma has 43 bowl appearances (No. 7 nationally) with 25 bowl victories (No. 4 nationally).
- OU has 42 conference titles, including three of the last four Big 12 crowns and six overall (no other team has more than three).
- Oklahoma has produced 150 All-Americans and five Heisman Trophy winners. Sooners have also won the Bednarik (1), Butkus (4), Walter Camp (4), Lombardi (3), Maxwell (2), Nagurski (2), O'Brien (3), (Outland (5), Tatupu (1), Thorpe (3) and Uinitas (1) Awards.

PLAYERS TO WATCH



#4 Kenny Stills, Freshman, Receiver, Encinitas, Calif.

Averaged 2.5 catches for 25.5 yards in first two games, but up to 4.0 catches for 59.5 yards over last two.
Season Stats: 13 receptions, 170 yards, 13.1 yards per reception (No. 2 on team).



#3 Jonathan Nelson, Senior, Safety, Arlington, Texas

Now No. 2 on team with 31 tackles and coming off game at Cincy in which he made two TD-saving plays.
Season Stats: 31 tackles, 1.5 tackles for loss, 1 pass interception, 2 pass deflections, one fumbles forced.

OU COMMUNICATIONS STAFF

Kenny Mossman* Sr. Assoc. Athletics Dir.
E-mail kmossm@ou.edu
Mike Houck Assoc. Media Relations Dir.
E-mail mhouck@ou.edu
Jared Thompson Assoc. Media Relations Dir.
E-mail jaredthompson@ou.edu
David Bassity* Asst. Media Relations Dir.
Email dbassity@ou.edu
Craig Moran Asst. Media Relations Dir.
E-mail cmoran@ou.edu
Cassie Gage Asst. Media Relations Dir.
E-mail cassie@ou.edu
Debbie Copp Publications Coordinator
E-mail dcopp@ou.edu

* denotes main football contacts

Office Phone 405.325-8231

Office FAX 405.325.7623

Mailing Address

OU Athletics Communications

McCasland Center - OMS 2525

180 W. Brooks

Norman, OK 73019

BIG 12 TELECONFERENCE

This call is available to media only each Monday. To receive the parameters, contact Big 12 Conference office at 214.742.1212. Here is the order of participants ...

10:00 -- Turner Gill, Kansas

10:10 -- Bob Stoops, Oklahoma

10:20 -- Mike Gundy, Oklahoma State

10:30 -- Bill Snyder, Kansas State

10:40 -- Gary Pinkel, Missouri

10:50 -- Tommy Tuberville, Texas Tech

11:00 -- Art Briles, Baylor

11:10 -- Paul Rhoads, Iowa State

11:20 -- Mack Brown, Texas

11:30 -- Mike Sherman, Texas A&M

11:40 -- Dan Hawkins, Colorado

11:50 -- Bo Pelini, Nebraska

Noon -- Selected Student-Athletes

VIDEO HIGHLIGHTS

Big 12 highlights are available through a password protected web site at www.CollegePressBox.tv. First-time visitors will complete the on-line registration form before accessing the highlights. Contact Ted Gangi at webmaster@collegepressbox.com or 214/909-9314 for additional information.

**Monday***

Bob Stoops on Big 12
Conference Call
(10:10 a.m.)
Players (defense) and
coaches available for
post-practice interviews
(approx 6:15 p.m.).

Tuesday*^#

Media luncheon
(11:30 a.m.), East Side
Stadium Club.
Players (offense) and
coaches available for
post-practice interviews
(approx. 6:15 p.m.).

Wednesday

Coaches only available
for
post-practice
interviews
(approx. 6:30 p.m.).

Thursday

No availability

Friday

No availability

* Some players have evening classes and are not available. ^Coach Stoops' radio show is Tuesday evenings and he generally has little if any post-practice availability that evening. # Players and coaches who appear at the media luncheon on not available after the Tuesday practice.

WEEKLY MEDIA LUNCHEON

Each Tuesday during the season OU hosts a media luncheon at the Kerr McGee Stadium Club (east side) at Gaylord Family - Oklahoma Memorial Stadium. The luncheon begins at 11:15 a.m. Lunch is served at 11:30 a.m., and OU head coach Bob Stoops steps to the podium at 12:05 p.m. A limited number of players are on hand for interviews.

CREDENTIALS

Requests for credentials are accepted online. To receive the link to the web site, e-mail Kenny Mossman at kmossm@ou.edu. Requests must be submitted by a sports director/editor at least eight days prior to the contest. Media must show government issued photo identification upon entering the stadium. If the name on the credential and the photo ID do not match, the credential is void.

FOR MEDIA ONLY

The University of Oklahoma Communications office has opened a media-only website to assist in covering Sooner sports. The site is valuable for reporters, but also to desk personnel needing stock photographs or similar support. For information on accessing the site, contact Kenny Mossman.

PRACTICE

All practice sessions are closed to media and public unless otherwise posted. On days when post-practice interviews are conducted, media should gather outside the practice site 10-15 minutes before the workout is complete. Requests for interviews will be recorded at that time and members of the athletics communications staff will escort media into the practice facility at the appropriate time.

INTERVIEWS

All interview requests should be submitted to the OU Athletic Communications Office ...

- Head Coach Bob Stoops will do general interviews following practice on Monday.
- Assistant Coaches: The coaches are available after the Monday-Wednesday practices (coordinators who appear at the Tuesday luncheon are not available that day).
- Players: All interviews with players will take place at the media luncheon or after practice on Monday and Tuesday. Media should request players at least 24 hours in advance. Those who attend the media luncheon are not available after Tuesday's practice.
- Post-Game: The OU locker room is closed at all times. Head coach Bob Stoops and several Sooner players will be brought to designated areas. After home games, the interview area is the Switzer Center's Red Room, located under the south end zone grandstand.

WE LIKE MIKE

The communications office extends a special thank-you to **Mike Brooks**. The Blanchard, Okla., resident possesses what is likely the most comprehensive statistical database on OU football. His assistance and tireless research on game day and numerous other research projects is greatly appreciated.

TEAM COMPARISON

	OU	UT
Points Scored	34.0	26.0
Points Allowed	23.5	18.0
First Downs	25.5	19.0
Rushing Yards	120.8	135.5
Rushing Defense	177.5	99.0
Passing Yards	308.8	221.1
Passing Defense	243.8	128.8
Total Offense	429.5	356.8
Total Defense	421.2	356.8
Int. thrown/Opp Int. Thrown	3/6	4/3
Sacks by/Allowed	11/8	14/5
Kickoff Ret. Avg./Allowed	24.5/17.7	20.0/20.2
Punt Return Avg./Allowed	6.2/4.4	11.0/30.5
Fum. lost/Gained	1/6	6/4
Penalties	32/64.2	32/65.5

OU BY THE NUMBERS

- 77,000 - Season ticket holders for OU football.
- 9,500 - Stadium capacity increase during Stoops tenure.
- 168 - National TV games that showed OU.
- 150 - All-Americans produced by OU (1.3/year).
- 136 - Games OU scored 50 points.
- 124 - Games held double-digit lead in Stoops era.
- 97 - Weeks ranked No. 1 by AP (leads nation).
- 87 - Years played in its current stadium.
- 63 - National award winners produced by OU.
- 48 - NFL draft picks under Stoops.
- 36 - Undefeated home seasons.
- 35 - Scoring average under Stoops.
- 31 - Seasons with 10 or more victories (leads nation).
- 30 - All-Americans under stoops (2.7/year).
- 14 - States represented on Oklahoma roster.
- 6 - Big 12 Championships (leads the league).
- 5 - OU has played in all five BCS games.
- 4 - First-round NFL picks from OU last year.
- 1 - Ranking in Big 12 APR each of the last three years.

ALL-TIME COLLEGE FB WINS

1.	Michigan	881-302-36	1,219 games
2.	Texas	848-319-33	1,200 games
3.	Notre Dame	838-292-42	1,173 games
4.	Nebraska	831-341-40	1,212 games
5.	Ohio State	823-308-42	1,184 games
6.	Penn State	814-352-42	1,208 games
7.	Oklahoma	803-302-53	1,158 games

OU'S LANDMARK VICTORIES

Win	Date	Opp.	Game No.
1	10/28/1896	Norman HS (12-0)	2
100	11/20/15	Kansas State (21-7)	148
200	10/29/38	Tulsa (28-6)	343
300	10/11/52	Texas (49-20)	483
400	10/31/64	Colorado (14-11)	611
500	10/2/76	Iowa State (24-10)	742
600	11/22/86	Nebraska (20-17)	869
700	11/25/2000	Okla. State (12-7)	1031
800	9/4/2010	Utah State (21-24)	1,155

THE OU-TEXAS SERIES

Played in the venerable Cotton Bowl, this game takes place during the State Fair of Texas. The two teams played six games in Dallas from 1912-1919, then settled there in 1929 ...

- This marks the 82nd consecutive year that the game as taken place in Dallas, which, according to Mapquest.com, is 189.9 miles from Norman, 196.7 miles from Austin.
- The school that wins this game takes home the Golden Hat Trophy, which resides each year with the winner. The Governor's Cup also stays with the winner, but is in the possession of the state's highest elected official.
- Overall: Texas leads, 59-40-5; At Dallas: Texas leads 47-36-5; At Norman: Texas leads, 3-1; At Austin: Texas leads, 7-2-1; At Oklahoma City: The series is tied 1-1. OU's Widest Margin of Victory: 65-13 in 2003; Texas' Widest Margin of Victory: 40-7 in 1941. Since the Big 12 was formed in 1996, the series is tied, 7-7.
- This marks the 60th time that at least one of the teams has entered this game with a national ranking, the 36th time that both were ranked.
- The lower-rated team has prevailed 16 times.

TIES WITH THIS WEEK'S OPPONENT

- Texas head coach Mack Brown was OU's offensive coordinator in 1984.
- Oklahoma assistant defensive coordinator and defensive backs coach Bobby Jack Wright was on the Texas staff as an assistant coach from 1986-97.

COACHING CROSSOVER

These two schools each gave the other a head coach.

- Legendary Texas coach Darrell Royal grew up in Hollis, Okla., and graduated from OU in 1950 after playing for Bud Wilkinson.
- The Sooners were coached by UT grad Mark McMahon in 1902-03. He was 11-7-3 before moving to Durant, Okla., to go into legal practice.

CLOSING IN ON 100 IN DALLAS

The will be Oklahoma's 94th game in Dallas. Including the entire Metroplex (Fort Worth and Arlington), that total stands at 100 going into this game.

THE COTTON BOWL

The 2008 renovations, totalling some \$50 million, included the expansion of the seating capacity of the stadium from 76,000 to 92,200, mostly through the encircling of the second deck, new media and VIP facilities, a new scoreboard and video screen, updated restrooms and concession areas, lighting, utility and sound upgrades and the replacement of all the stadium's seats. This will be the third Red River Rivalry game played under those improvements.

OKLAHOMA'S MOST RECENT GAME

Oklahoma held a double-digit lead for most of the night, but had to recover an onside kick with 57 seconds remaining to preserve a 31-29 victory at Cincinnati ...

- The game was played at Paul Brown Stadium, home of the Bengals.
- The Bearcats, who are the two-time defending Big East champions, had won their 13 previous games in Cincy. UC is 1-3 and its three FBS opponents (Fresno State, NC State and Oklahoma) have a combined record of 10-1.
- The Sooners led 24-9 with 10:05 left in the third period on a five-yard touchdown burst by Mossis Madu.
- Landry Jones completed 36-of-51 passes for 370 yards with two touchdowns and one interception
- Ryan Broyles caught 10 passes for 100 yards, his seventh consecutive 100-yard game. He also scored a touchdown and has done so in six of the last seven games.
- Senior S Jonathan Nelson made a pair of touchdown-saving plays in the game. He caught Cincinnati's D.J. Wood 73 yards into a pass play, at the Sooner 5-yard line and punched the ball out and into the end zone. OU's Quinton Carter recovered it there. Later, Nelson, who also had six tackles in the game, intercepted a Zach Collaros pass in the end zone.
- Freshman nickel back Tony Jefferson led Oklahoma in tackles with a career-high 12. Two of those went for losses.
- Winning the turnover battle probably won the game for Oklahoma. The Sooners had four takeaways -- one interception and three fumble recoveries -- but gave away only one interception.

STATISTICAL HIGHLIGHTS

OU categories that rank among the top 25 nationally ...

Team

- Passing offense: 10, 308.75
- Net punting: 17, 40.09
- Turnover margin: 4, +2.0
- Punt return defense: 25, 4.38
- Kickoff return defense: 14, 17.68
- First downs: 10, 25.5/game
- Fumbles lost: 6, 0.25/game

Individual

- Total offense: Landry Jones, 19, 291.0
- Receptions per game: Ryan Broyles, 1, 10.25
- Receiving yards per game: Ryan Broyles, 4, 120.5
- Sacks: Jeremy Beal, 12, 1.12
- Punting: Tress Way, 11, 445.96
- Rushing: DeMarco Murray, 19, 109.0
- Scoring: DeMarco Murray, 5, 12.0
- All purpose yards: DeMarco Murray, 14, 164.25

“WATCH” THESE GUYS

Sooners on awards watch lists ...

Bednarik Award	Jeremy Beal, Travis Lewis
Butkus Award	Travis Lewis
Groza Award	Jimmy Stevens
Hendricks Award	Jeremy Beal
Lombardi Award	Jeremy Beal, Travis Lewis
Hornung Award	Ryan Broyles
Maxwell Award	R. Broyles, L. Jones, D. Murray
Nagurski Award	Jeremy Beal, Travis Lewis
O'Brien Award	Landry Jones
Outland Trophy	Cory Brandon, Ben Habern, Adrian Taylor
Thorpe Award	Quinton Carter
Walker Award	DeMarco Murray

ALL-TIME AP POLL LEADERS

Team	Total Weeks	Avg. Rank
1. Ohio State	774	8.58
2. Michigan	760	8.82
3. Notre Dame	712	8.11
4. USC	694	8.64
5. Oklahoma	693	7.23
6. Texas	677	8.56
7. Nebraska	659	7.33
8. Alabama	650	8.63
9. Penn State	583	9.81
10. Tennessee	564	10.29

POLL POSITION

OU in the AP poll in the 172 poll weeks since Bob Stoops became head coach ...

Weeks at No. 1	26
Weeks in the top 5	98
Weeks in the top 10	122
Total weeks in the poll	153
Longest streak in the poll	88
Weeks OU was unranked	28
Weeks OU was unranked in his first season (1999)	15
Weeks unranked in nine seasons prior to Stoops	79

ACTIVE OU STREAKS

102- Televised games
71 - Home sellouts
33 - Home victories (longest active in NCAA FBS)
14 - Home victories over ranked opponents
11 - Seasons in a bowl game

SOONER CAPTAINS

DE Jeremy Beal
QB Landry Jones
LB Travis Lewis.

STOOPS COACHES 150TH OU GAME

Last week's Cincinnati game was the 150th for Bob Stoops at the Oklahoma helm ...

Games Coached at Oklahoma

Bennie Owen (1905-26)	122-54-16	192 games
Barry Switzer (1973-88)	157-29-4	190 games
Bud Wilkinson (1947-63)	145-29-4	178 games
Bob Stoops (1999-)	121-29-0	150 games

MILESTONES

- OU has 71 straight sellouts, a school record.
- The last 102 Oklahoma games have been on television.
- OU won its last 33 home games, the longest current streak in the nation.

LAST SEASON IN REVIEW

Oklahoma finished the season with an 8-5 mark, 5-3 in the Big 12, good for third place in the South Division.

- The Sooners earned a spot in the 76th Brut Sun Bowl where they knocked off Stanford, 31-27.
- OU played the second-most difficult schedule nationally. The foes were a combined 82-52. Only Mississippi State faced a tougher slate.
- OU lost 40 starting assignments to injuries. Among those were returning All-Americans -- QB Sam Bradford (Heisman winner) and TE Jermaine Gresham. OU used 10 different starters in the offensive line and had 10 different o-line combinations.

LOOKING AHEAD TO 2010

Twenty-three full or part-time position starters return. Among those players returning are last season's leaders in passing yards (Landry Jones), receiving yards (Ryan Broyles), tackles (Travis Lewis) and interceptions (Quinton Carter), and the No. 2 rusher (DeMarco Murray).

- The 12 opponents on the 2010 schedule combined for a record of 90-64 in 2009 and nine played in bowl games.

WHO NEEDS A REDSHIRT?

Twelve true freshmen have played for Oklahoma this season with two, DB Tony Jefferson and WR Kenny Stills, drawing starts.

- FB Trey Millard got the first touchdown this season by a true freshman when he caught a five-yard scoring pass from Landry Jones at Cincinnati.
- Another six redshirt freshmen have played in games for the Sooners this season.

AMBITIOUS SCHEDULING

Oklahoma has numerous marquee non-conference opponents coming up on future schedules ...

- Florida State (2010), at Florida State (2011)
- Notre Dame (2012), at Notre Dame (2013)
- Tennessee (2014), at Tennessee (2015)
- Ohio State (2016), at Ohio State (2017)
- LSU (2018), at LSU (2019).
- Under Bob Stoops, Oklahoma has already played Louisville, Notre Dame, North Carolina, Alabama (twice), UCLA (twice), Oregon (twice), Washington (twice), South Florida, Miami (Fla.) and Cincinnati in regular season tilts.

STOOPS ERA YIELDING RECORD-SETTING ATTENDANCE

- Oklahoma has drawn 5,633,511 fans for Bob Stoops' 71- home games (started in 1999) and all have been sold out.
- The Sooners are 69-2 on Owen Field under Stoops and have won 33 straight, a school record and the nation's longest current streak.
 - The current string of sellouts is the longest in school history, bettering a string of 69 from 1971-84.
 - The average home attendance of 85,075 in 2008 was a school record. The top nine seasons for football attendance at Oklahoma came on Stoops' watch.
 - The largest home crowd in school history was 85,646, on hand for the 2008 OU-Texas Tech game.
 - Oklahoma has exceeded its listed seating capacity of 82,112 at Gaylord Family - Oklahoma Memorial Stadium in 45 consecutive home games.
 - Oklahoma has played before sellout crowds in 122 of the 150 games (home, away, neutral) since Stoops became the head coach. During that time, a total of 10,144,654 (average of 67,631) have watched the Sooners. .



CHART CLIMBERS

RUSHING • CAREER

	Yards	Player	Years
1.	4,118	Billy Sims	1975-79
10.	2,910	Lydell Carr	1984-87
11.	2,907	DeMarco Murray	2007-

RUSHING TOUCHDOWNS • CAREER

	TDs	Player	Years
1.	57	Steve Owens	1967-69
2.	53	Billy Sims	1975-79
3.	44	Quentin Griffin	1999-02
4.	42	DeMarco Murray	2007-
4.	42	Chris Brown	2006-09
6.	41	Adrian Peterson	2004-06
7.	39	Joe Washington	1972-75

RECEPTIONS • CAREER

	Total	Name	Years
1.	221	Mark Clayton	2001-04
2.	202	Juaquin Iglesias	2005-08
3.	176	Ryan Broyles	2008-

RECEIVING YARDS • CAREER

	Total	Name	Years
1.	3,241	Mark Clayton	2001-04
2.	2,861	Juaquin Iglesias	2005-08
3.	2,289	Ryan Broyles	2008-
4.	2,285	Malcolm Kelly	2005-07

TD RECEPTIONS • CAREER

	Total	Name	Years
1.	31	Mark Clayton	2001-04
2.	26	Jermaine Gresham	2006-08
3.	25	Ryan Broyles	2007-

RB RECEIVING YARDS • CAREER

	Total	Name	Years
1.	1,337	Quentin Griffin	1999-02
2.	1,088	DeMarco Murray	2007-

ALL-PURPOSE YARDS • CAREER

	Total	Name	Years
1.	5,881	Joe Washington	1972-75
2.	5,275	Quentin Griffin	1999-02
3.	5,318	DeMarco Murray	2007-

TOUCHDOWNS • CAREER

	Total	Name	Years
1.	57	Steve Owens	1967-69
2.	53	DeMarco Murray	2007-
2.	53	Billy Sims	1975-79

PASSING YARDS • CAREER

	Total	Player	Years
1.	8,403	Sam Bradford	2007-09
6.	4,419	Landry Jones	2009-

TOUCHDOWN PASSES • CAREER

	TDs	Player	Years
1.	88	Sam Bradford	2007-09
6.	35	Landry Jones	2009-

COMPLETIONS • CAREER

	Total	Player	Year
1.	654	Josh Heupel	1999-00
6.	370	Landry Jones	2009-

ABOUT THE OFFENSE

- Under Stoops, OU produced career leaders in passing and receiving, its No. 3 & No. 5 career rushers and season record holders in rushing, passing and receiving yards.
- Some 57 offensive records have been set in Stoops' tenure at Oklahoma.
- OU has scored in every game since Nov. 7, 1998.
- OU has rushed for 200 yards 44 times under Stoops, 38 in the last six years.
- Also under Stoops, OU has 149 touchdowns of 25+ yards and 303 scoring drives of 2:00 or less.
- OU is the highest scoring program in college football history. In 1,157 games, the Sooners have scored 31,005 points. Michigan has 30,077 points in 1,216 games and Nebraska 30,020 in 1,222.

DEMARC-ABLE

DeMarco Murray became has become only the second player in Oklahoma history to surpass 1,000 yards in three statistical categories: He has 2,907 rushing yards, 102 receptions for 1,088 receiving yards and 1,323 return yards. His all-purpose total is 5,318. George "Buster" Rhymes (1980-84) is the only other Sooner to accomplish the feat with 1,158 rushing yards, 1,118 receiving yards and 1,237 kick return yards. Rhymes finished his career with 3,800 all-purpose yards.

- For his career, Murray has 102 receptions for 1,088 yards. That yardage figure is No. 2 for an OU back behind 1,337 by Quentin Griffin (1999-02). Griffin also has the receptions mark for backs at 169 with Murray second.
- Murray leads all OU backs in TD receptions with nine.
- Murray's needs three rushing yards to crack OU's prestigious top-10 list for career rushing. Despite a pair of Heisman-winning QBs during the same era, three of the backs currently on that list played under Bob Stoops -- Adrian Peterson, Quentin Griffin and Chris Brown.

RYAN'S HOPE

Ryan Broyles is threatening many OU marks ...

- The junior has 100 or more yards receiving in seven straight. He had a string of five consecutive games in which he had scored a touchdown snapped against Air Force, but has scored a TD in six of the last seven.
- He leads in the nation in receptions per game at 10.25 and No. 4 in receiving yards per game at 120.5.
- He set school records for receptions in a season, receptions in a game (13 vs. Stanford), receptions in a season (89) touchdown receptions in a season (15, tied) and receptions per game (6.61).
- His Sun Bowl effort -- 13 receptions, 156 yards, three touchdowns -- was record-setting. The TD total set an OU bowl and Sun Bowl mark. The receptions total was an OU bowl record and the second-highest total in the 76-year history of the Sun Bowl.
- Broyles' 25 career TD receptions is No. 3 all-time at OU.
- With 102 points in 2010, he became the first WR to lead Oklahoma in scoring (stats tracked for 72 seasons).

KEEPING UP WITH JONES

QB Landry Jones now has five 300-yard passing games in 13 starts. The most recent came at Cincinnati when he threw for 370. He had a season-high 380 passing yards against Florida State. He is now No. 4 in 300-yard games at OU, tied with Sooner running backs coach Cale Gundy. Sam Bradford and Josh Heupel, Jones' position coach, hold the record jointly at 14.

- Jones led the nation's freshmen quarterbacks in passing yards (3,198) and touchdown passes (26) last season. His yardage figure also was an Oklahoma freshman record, surpassing the 3,121 by Sam Bradford in 2007.
- Jones set a school record for touchdown passes in a game last season with six against Tulsa.
- The soph threw for 321 yards in the first half of the Florida State game, the second-best one-half total in school history. Sam Bradford threw for 350 yards against North Texas in 2007. Jones equalled his career best for completions against the Seminoles with 30 (out of 40).
- Jones has completed at least 50% of his passes in 15 of 16 career games.
- He had a string of 13 straight completions at Cincinnati.

DIVERSIFYING THE COMPLETIONS

After completing 16-of-17 passes to wide receivers in the opener, the Sooners have begun to spread the ball around. Thirty-seven of OU's 111 completions are to tight ends and running backs.

- After not throwing a touchdown pass to a tight end all last season, the Sooners did so twice against Florida State, thus ending an uncustomary 14-game streak. James Hanna and Trent Ratterree both had their first career TD grabs against the Seminoles.

THE LINE ON THE LINE

The injury problem on OU's offensive line left only eight scholarship linemen for last season's Sun Bowl, with two players appearing twice on the five-position depth chart. Only six linemen saw action in the game, including converted TE Eric Mensik in just his second game at tackle and All-America tackle Trent Williams (now the Washington Redskins' starting left tackle) playing center for the first time. It was the 10th different line combination of the 13-game season.

- Entering the 2010 season, there are 16 scholarship offensive linemen on the Sooner roster with no repeats on the two-deep.
- The current depth chart features just two seniors in tackle Eric Mensik and guard Brian Lepak. Despite the relative youth of the line, the current two-deep includes players who have combined to play in 125 games.
- Two of Oklahoma's offensive linemen are converted tight ends -- T Eric Mensik and G Gabe Ikard.
- Eight different players have drawn a start in the line this season. LT Jarvis Jones, LG Game Ikard and RG Brian Lepak each got their first start of the season against Air Force.

STOOPS ERA DEFENSIVE TDs

2009	
Brian Jackson	52-yard FR vs. Texas A&M
Dominique Franks	85-yard INT return at Kansas
Frank Alexander	3-yard FR vs. Idaho State
2008	
Dominique Franks	39-yard FR at Texas A&M
Dominique Franks	18-yard INT vs. Nebraska
2007	
Lendy Holmes	63-yard INT vs. Texas Tech
Curtis Lofton	12-yard FR vs. Missouri
Curtis Lofton	45-yard INT vs. Utah State
Reggie Smith	61-yard FR vs. Miami
Nic Harris	24-yard INT vs. North Texas
2006	
Marcus Walker	33-yd.INT vs. Boise State
Reggie Smith	42-yd. INT vs. Baylor
Zach Latimer	22-yd. INT vs. Middle Tennessee St.
2005	
Chijioke Onyenegecha	63-yd.INT vs. Nebraska
D.J. Wolfe	65-yd. INT vs. Kansas
Clint Ingram	48-yd. INT vs. Tulsa
2004	
Lance Mitchell	28-yd. FR vs. Kansas
2003	
Eric Bassey	34-yd. INT vs. UCLA
Jonathan Jackson	21-yd. INT vs. Texas
Derrick Strait	17-yd. FR vs. Texas A&M
2002	
Eric Bassey	45-yd. FR vs. Alabama
Antonio Perkins	50-yd. INT vs. UTEP
Michael Hawkins	45-yd. INT vs. UTEP
Derrick Strait	75-yd. INT vs. Baylor
2001	
Rocky Calmus	14-yd. FR vs. North Carolina
Derrick Strait	47-yd. INT vs. North Carolina
Cory Heinecke	69-yd. FR vs. Air Force
Roy Williams	18-yd. FR vs. Kansas State
Teddy Lehman	2-yd. INT vs. Texas
2000	
Roy Williams	35-yd. INT vs. UTEP
Rocky Calmus	41-yd. INT vs. Texas
Derrick Strait	32-yd. INT vs. Nebraska
Torrance Marshall	41-yd. INT vs. TAMU
J.T. Thatcher	85-yd. INT vs. Texas Tech
1999	
Mike Woods	43-yd. INT vs. Oklahoma State

ABOUT THE SOONER DEFENSE

- OU has forced at least one turnover in 133 of Stoops' 150 games and has at least one interception in 98 of the last 130 with multiple picks in 48 of the last 101 outings.
- Oklahoma has 11 shutouts under its current head coach. Opponents failed to score more than seven points 32 times and scored less than 14 in 60 games.

WEAK FREAK

Weakside linebacker Travis Lewis has led Oklahoma in tackles in each of his first two seasons. His 109 last season were 21 more than any other player on the team. He leads the 2010 with 35 and had a season-high 13 against Air Force.

- Lewis, with 288 tackles, is making a run at the prestigious career top-10 tackle list at OU. The record is held by the late Daryl Hunt at 530. The No. 10 spot belongs to Lee Roy Selmon at 335, 47 ahead of Lewis.
- Tracking down big names is nothing new for Lewis. As a freshman in 2007, he racked up 144 tackles to break Brian Bosworth's Oklahoma freshman record of 133.
- In 28 career games, Lewis has 10+ tackles 12 times.

THE REAL BEAL

Defensive end Jeremy Beal looks like a candidate to become OU's first Ted Hendricks Award winner. He has four tackles for loss and two sacks.

- In '09, Beal was No. 14 nationally in TFL (1.46 per game/19 total), No. 16 in sacks (0.8 per game/ 11 total).
- His 11 sacks last season rank No. 4 for a season at OU.
- Beal is the only player in school history to notch two, three-sack games in the same year. He had three each against Tulsa and Miami last season.
- The senior ranks No. 3 at Oklahoma for sacks in a career with 24.5. He is creeping up on the top-10 list for tackles for loss. He has 45.5, which ranks No. 5.

Q TIPS

Quinton Carter has emerged as one of the top defensive backs in the nation. The safety has 24 tackles, an interception, two deflections and a forced fumble through four games.

- In 2009, he had 88 tackles, which ranked No. 2 on the team, to go with four interceptions (tied for the OU lead).
- Has 19 special teams tackles over the 2008 and 2009 seasons and all 19 were solo.

TAKEAWAY TRADE-OFF

Oklahoma has 12 takeaways this season ... by 11 different players.

- Only Jamell Fleming, who has an interception in each of the first two games, has more than one.
- Demontre Hurst, Travis Lewis, Jonathan Nelson and Quinton Carter also have interceptions.

CORNER CONVERSATION


OU is replacing both starting corners from last season. Brian Jackson completed his eligibility while Dominique Franks came out after his junior season. Both scored touchdowns last season, Jackson on a 52-yard fumble recovery vs. Texas A&M and Franks on an 85-yard INT return at Kansas. It was one of three defensive TDs Franks scored during his career.

- Jamell Fleming has started the first four games at boundary corner. He had a team-high 10 tackles, an interception and two pass deflections vs. Utah State, then had four stops, including one for loss, and another pick vs. Florida State. His 11 stops against Air Force were a career high.
- Demontre Hurst has started the first four games at field corner. He had one tackle and one interception, which he returned 49 yards, in the opener. He has 3.5 tackles for loss, an unusually high total for a corner.
- Those two players tied for No. 3 on last year's team in special teams tackles with 9 each.
- The pair has combined for 48 games played at Oklahoma -- 31 by Fleming and 17 by Hurst.

TAYLOR MADE

DT Adrian Taylor was out for much of the preseason recovering from a dislocated ankle suffered in the Sun Bowl. His string of 27 consecutive starts ended in the opener, but he did get snaps as a reserve (no statistics). It's worth noting that he had 37 total tackles last season, three more than NFL No. 3 overall pick Gerald McCoy, his running mate for the previous two seasons.

- OU's youth is most obvious at defensive tackle where the Sooners have used five players: two freshmen, two sophomores and one senior.



Travis Lewis

SPECIAL TEAMS SCORING PLAYS

during the Stoops Era ...

2009

- Ryan Broyles 87-yard PR vs. Oklahoma State (TD)

2008

- Ryan Broyles 68-yard PR vs. Kansas State (TD)

2007

- DeMarco Murray 91-yard KOR vs. Baylor (TD)
- DeMarco Murray 81-yard KOR vs. Tulsa (TD)

2006

- Juaquin Iglesias 88-yard KOR vs. Baylor (TD)
- Jason Carter blocked punt vs. Missouri (safety)
- Reggie Smith 61-yard PR vs. Middle Tenn. (TD)
- Jason Carter blocked punt vs. Washington

2004

- Mark Clayton 50-yard PR vs. Oklahoma St. (TD)
- Antonio Perkins 51-yard PR vs. Houston (TD)

2003

- Antonio Perkins 69-yard PR vs. Missouri (TD)
- Mark Bradley 100-yard KOR vs. Iowa State (TD)
- Antonio Perkins three PR for TD (74, 84, 65) vs. UCLA
- Faked PAT vs. Fresno St., Matt McCoy rush, (2 pt.)

2002

- Antonio Perkins 51-yard PR vs. Wash. St. (TD)
- Will Peoples recovered BP vs. Texas Tech (TD)
- Terrance Simms recovered BP vs. Iowa St. (TD)
- Chris Chester 14-yard pass from H Matt McCoy vs. Missouri on a faked field goal (TD)
- Antonio Perkins 82-yard PR vs. UTEP (TD)
- Antonio Perkins 91-yard PR vs. Tulsa (TD)

2001

- K Tim Duncan 10-yd run vs. Texas A&M, faked FG (TD)
- Hunter Wall 33-yard pass from Antwone Savage vs. Kansas State on a faked punt (TD)
- Antwone Savage 88-yard KOR vs. N. Carolina (TD)

2000

- J.T. Thatcher 60-yard PR vs. Baylor (TD)
- J.T. Thatcher 66-yard PR vs. Arkansas St. (TD)

1999

- Brandon Daniels 89-yd. KOR at Notre Dame (TD)
- K.T. Duncan 4-yd pass from P. Fletcher vs. Texas, fake FG (TD)
- Jarraill Jackson 70-yard PR vs. Missouri (TD)
- J.T. Thatcher 81-yard PR vs. Oklahoma State (TD)

ABOUT THE SOONER SPECIAL TEAMS

Oklahoma's special teams under Bob Stoops ...

- There have been 27 special teams touchdowns, including 21 in the last 80 regular season games. Those 21 came via five different kinds of plays -- 12 punt returns, two faked field goals, two blocked punts, four kickoff returns and a faked punt. Special teams also own one safety in that span.
- Oklahoma has returned eight kickoffs and 16 punts for touchdowns.
- The Sooners have blocked 24 kicks.

MANY HAPPY RETURNS

Information on returns during the Stoops era ...

- Kickoff Returns -- 97 returns of 25 yards or more with eight touchdowns.
- Punt Returns -- 60 returns of 15 or more yards with 16 touchdowns.
- Interception Returns -- 83 returns of 10 or more yards with 21 touchdowns.
- Fumble Returns -- six returns of 15 or more yards with eight touchdowns.

OU PUNT RETURNS SUCCESSFUL

- Oklahoma ranked No. 3 nationally last season in punt returns (16.26), a figure that also coincided with Ryan Broyles' individual ranking (15.87).
- The team average was the best at Oklahoma since 1974 when the average return went for 16.4 yards. What makes the average even more impressive is the fact that OU ranked No. 2 in the Big 12 last season in punt return attempts at 43, just one behind Nebraska's 44.
- For the second straight year, Broyles returned a punt for a touchdown, this time an 87-yarder against Oklahoma State.
- When Broyles was shelved by an injury, Dominique Franks returned 11 punts for an average of 17.0.

COVER TEAM A STONE WALL

- As good as Oklahoma was at returning punts, the same could not be said of the Sooner opponents. The Sooner foes ran back just 17 punts for a paltry 30 yards. That 1.76-yard average ranked No. 2 nationally.
- Oklahoma was No. 5 in net punting nationally at 40.3 yards per kick.
- The longest punt return OU surrendered last season was 19 yards, which occurred on just one occasion. No other punt return during the season exceeded six yards.
- The team is performing in similar fashion in 2010. Oklahoma opponents have returned eight punts for 35 yards. That ranks No. 25 in the nation. The Sooners rank No. 17 nationally in net punting at 40.1 yards.



P Tress Way

WAY GOOD AT PUNTER

P Tress Way had arguably the best season ever for an OU punter in 2009, and was just a redshirt freshman. He punted 61 times for an average of 45.7 yards with 22 of 50+ yards and 17 inside the 20.

- Way's '09 average ranked No. 1 in the Big 12 and No. 3 nationally. It also was the second-best average in OU history, the best by a punter with at least 35 attempts.
- He averaged a school-record 58.8 yards on six punts vs. Oklahoma St., including a 74-yarder.
- Way, a soph, has 26 kicks of 50+ yards in his career. Jeff Ferguson (1998-01) set that OU record with 52.
- In 2010, he ranks No.

SPECIAL TEAMS TACKLES LEADERS

Player	Total	KO	Punt
Ronnell Lewis	5	3	2
Aaron Colvin	4	4	0
Sam Proctor	4	4	0
Emmanuel Jones	4	4	0
Jonathan Nelson	3	3	0
Travis Lewis	3	3	0
Joseph Ibiloye	2	2	0
Jermie Calhoun	2	2	0

- In 2010, he ranks No. 11 nationally with an average of 46.0 on 15 punts. Way has six of 50 or more yards and with four inside the 20 yardline.
- Way is also kicking off for OU. He has 25 with five touchbacks. Opponents average just 17.7 yards/ return. That figure ranks No. 14 nationally.

O'HARA, STEVENS SHARP

Patrick O'Hara handled placekicking in the first two games, making 3-4 field goals and 9-10 PATs. A muscle strain kept him out the last two games. Jimmy Stevens, who was the kicker most of last season, has stepped in to make 3-of-4 FGs all all seven PAT tries.

NEW FACES IN KEY PLACES

The Sooners new players handling kickoff and holding chores. Tress Way is kickoff and John Nimmo is the holder. Nimmo, a senior QB, has been a regular golf partner with Sam Bradford.

FRANK ALEXANDER • DE • 84

Started the last three games of 2009 ... had nine total starts entering 2010, but was the preseason No. 1 at the position for the first time in his career ... sat out the Utah State game with an ankle injury ... did not start but finished the Florida State game with two sacks ... led all DEs with eight tackles against Air Force despite not starting ... picked up first start of 2010 vs. Cincinnati

JEREMY BEAL • DE • 44

Candidate for several post-season honors ... spread his 11 sacks over seven games last season ... sits in third place at OU career sacks with 24.5 for his career ... also fifth in OU history with 45.5 TFLs.

AUSTIN BOX • LB • 12

Incurred a back injury in the pre-season and has yet to play this season.

CORY BRANDON • OT • 70

Saw action in 13 games last season with seven starts.

RYAN BROYLES • SL • 85

Big-play potential and both receiver and punt returner ... will have a shot at breaking all of OU's receiving records ... has one reception in 30 consecutive games, the sixth-longest streak among active players ... has gone over the 100-yard receiving mark in seven straight games ... has scored a touchdown in seven of the last eight games ... became the fifth Sooner to eclipse 2,000 yards receiving in a career with 12 catches for 124 yards against Florida State ... has 12 career 100-yard receiving efforts, second best in OU history ... moved into third place at OU with 2,289 career receiving yards ... also sits in third place at OU with 176 career receptions ... has hit double digits in receptions in a game six times, including the last three games (12 - Florida State, 10 - Air Force, 10 - Cincinnati) ... had six catches in the second quarter vs. Air Force, tying a personal best for a single period.

BRANDON CALEB • WR • 8

OU's most physical receiver after the catch.

JERMIE CALHOUN • RB • 23

Put together solid spring and fall camps ... ranked No. 3 for OU last season in rushing attempts with 45.

QUINTON CARTER • FS • 20

Thorpe Award candidate and one of the team's most active community servants ... picked off fifth career pass against Utah State ... leading tackler against Florida State with seven stops.

BRENNAN CLAY • RB • 21

True freshman listed as one of starting kick returners ... had one return for 22 yards vs. Utah State ... was carted off the field for precautionary reasons after suffering injury against Florida State and did not suit up for Air Force or Cincinnati games.

AARON COLVIN • CB • 14

True freshman cornerback is listed as No. 2 field cornerback ... played extensively against Cincinnati, finishing with seven tackles.

TYLER EVANS • OG • 75

Starter in two games at right guard, he's up 36 pounds since arriving as a freshman.

JAMELL FLEMING • CB • 32

Athletic player who is in his first season at a starting role ... first career interception and first career double-digit tackle game (10) against Utah State ... had back-to-back games with interceptions after picking off a pass against Florida State ... career high 11 tackles against Air Force.

TREY FRANKS • WR • 9

True freshman, expected to provide depth at kick returner and receiver ... had one return for 17 yards vs. Utah State ... had four touches (two rush, two receptions) against Cincinnati for 36 total yards.

STEPHEN GOOD • OG • 77

Already has 23 games played at Oklahoma, including nine starts.

BEN HABERN • C • 61

Missed the final two games of last season with a dislocated ankle, but was one of the Big 12's standout freshmen.

JAMES HANNA • TE • 82

Caught first career touchdown with a career-long 46-yard reception vs. Florida State.

JAVON HARRIS • DB • 30

Backup at safety saw time against Air Force, finishing with three tackles and a fumble recovery.

DEMONTRE HURST • CB • 19

First-year starter at corner ... played extensively on special teams last season ... picked off first career pass against Utah State ... career-high two tackles for loss vs. Cincinnati.

JOSEPH IBILOYE • LB • 5

Originally a safety, he has moved to outside linebacker.

GABE IKARD • OL • 64

Earned first career start against Air Force when he took over at left guard.

TONY JEFFERSON • DB • 1

True freshman who earned first career start against Utah State as a fifth defensive back ... finished game with four tackles ... led squad with three passes broken up against Florida State ... earned second start against Air Force and finished with eight tackles ... continued to hold onto a starting role against Cincinnati, leading the team with a career-high 12 tackles.

JARVIS JONES • OL • 76

Returned to the starting lineup for the first time since the 2009 Texas game when he slid in at LT against Air Force ... rotated in at the position against Cincinnati.

STRENGTH AND CONDITIONING LEADERS

From August testing (not all players tested) ...

Bench Press

Centers	Ben Habern, 445
Offensive guards	Stephen Good, 480
Offensive tackles	Cory Brandon, 430
Receivers	Ryan Broyles, 345
Running backs	DeMarco Murray, 380
Tight ends/Fullbacks	Brandon Crow, 390
Quarterbacks	Landry Jones, John Nimmo, 325
Cornerbacks	Jamell Fleming, 345
Defensive ends	David King, 420
Defensive tackles	Adrian Taylor, 445
Linebackers	Travis Lewis, 405
Safeties	Sam Proctor, 355

40-Yard Dash

Centers	Ben Habern, 5.12
Offensive guards	Gabe Ikard, 5.11
Offensive tackles	Donald Stephenson, 5.10
Receivers	Kenny Stills, 4.40
Running backs	Roy Finch, 4.50
Tight ends/Fullbacks	James Hanna, 4.53
Quarterbacks	Drew Allen, 4.65
Cornerbacks	Jamell Fleming, 4.48
Defensive ends	Pryce Macon, R.J. Washington, 4.72
Defensive tackles	Casey Walker, 5.00
Linebackers	Ronnell Lewis, 4.56
Safeties	Jonathan Nelson, 4.40

Squat

Centers	Austin Woods, 365
Offensive guards	Stephen Good, 625
Offensive tackles	Cory Brandon, 475
Receivers	James Winchester, 460
Running backs	na*
Tight ends/Fullbacks	Brandon Crow, 500
Quarterbacks	Drew Allen, 405
Cornerbacks	Gabe Lynn, 375
Defensive ends	J. Beal, J. Brown, R.J. Washington, 485
Defensive tackles	Casey Walker, 625
Linebackers	Daniel Franklin, 525
Safeties	Quinton Carter, 445

** not enough tests to give an accurate sample*

Vertical Jump

Centers	Ben Habern, 25.5
Offensive guards	Gabe Ikard, 27
Offensive tackles	Donald Stephenson, 30.5
Receivers	Ryan Broyles, 37.0
Running backs	Roy Finch, 35.0
Tight ends/Fullbacks	James Hanna, 34.5
Quarterbacks	Blake Bell, 31.0
Cornerbacks	Lamar Harris, 41.0
Defensive ends	R.J. Washington, 32.0
Defensive tackles	Stacy McGee, 30.5
Linebackers	Travis Lewis, 36.0
Safeties	Quinton Carter, 40.0

Body Fat Percentage

Centers	Ben Habern, 19.7%
Offensive guards	Gabe Ikard, 20.5%
Offensive tackles	Eric Mensik, 15.1%
Receivers	Brandon Caleb, 4.4%
Running backs	Mossis Madu, 8.4%
Tight ends/Fullbacks	Trent Ratterree, 10.1%
Quarterbacks	Blake Bell, 7.0%
Cornerbacks	Jamell Fleming, 7.3%
Defensive ends	Geneo Grissom, 7.3%
Defensive tackles	Stacy McGee, 10.7%
Linebackers	Daniel Franklin, 7.2%
Safeties	Quentin Hayes, 6.5%



LANDRY JONES • QB • 12

Holds OU record for passing TDs with six versus Tulsa in 2009 ... tied previous career best with 30 completions against Florida State ... has thrown multiple TDs in four of his last five outings ... had a career-long run of 18 yards vs. Air Force ... career-best 36 completions against Cincinnati, the third-best single-game total in OU history ... has 92 completions in the last three games ... second 300-yard game of the season and fifth of career with 370 yards vs. Cincinnati ... completed 13 straight passes in the first and second quarters against Cincinnati.

CAMERON KENNEY • WR • 6

Lone junior college transfer on the two-deep on either side of the ball ... saw action as a kick returner against Utah State for the first time in OU career ... hauled in a career-long catch of 36 yards with a TD against Florida State ... career-long kick return of 34 yards against Cincinnati.

DAVID KING • DE • 90

Earned first career start against Utah State and responded with first career sack and four total tackles.

BRIAN LEPAK • OL • 51

Former walk-on recorded second career start, and first at guard, after beginning the Air Force game at RG.

TRAVIS LEWIS • LB • 28

Figures to be a frontrunner for All-America honors and could vie for OU's fifth Butkus Award ... led linebacking crew with eight tackles each against Utah State and Cincinnati ... picked off sixth career pass vs. Florida State ... had a game high 13 tackles against Air Force ... owns 12 double-digit tackle games in his career.

RONNELL LEWIS • LB • 56

Saw most of his action on special teams as a freshman, but figures to see more plays from scrimmage in 2010 ... has rotated at both linebacker and defensive end to start the season.

PRYCE MACON • DE • 94

Reserve defensive end who cracked the rotation against Cincinnati ... finished the game with second career sack and career-high three tackles ... also forced a fourth-quarter fumble against the Bearcats.

MOSSIS MADU • RB • 17

Spent some time at receiver last season, but is back at his original position, running back ... was benched for the season opener but returned with 11 carries against Florida State ... posted first TD against Cincinnati since the 2008 Big 12 Championship against Missouri ... tied career high with three receptions against Cincinnati.

STACY MCGEE • DT • 92

Practiced in the offensive line late last season when the ranks were thinned by injury, but has always been viewed as a defensive lineman with outstanding potential ... eclipsed his previous career tackle total with three stops against Utah State ... earned first career start vs. Air Force and led all DTs with a career-high eight tackles.

TREY MILLARD • FB • 33

True freshman is Sooners top player at fullback ... had three carries for 16 yards against Utah State ... collected first career reception with a four-yard catch against Florida State ... had three catches for 30 yards and OU's final TD against Cincinnati.

DEJUAN MILLER • WR • 24

Made 25 of his 38 receptions over the final six games of last season ... tied a career long with a 37-yard reception against Cincinnati.

DEMARCO MURRAY • RB • 7

Healthier than at any point over the past two seasons, he rates as one of the best run-catch combos in OU history ... career high 208 rushing yards against Utah State on a career high 35 carries ... has multiple rushing touchdowns in 16 games and three or more TDs in seven contests ... owns 11 100-yard rushing performances ... just second player in OU history to surpass 1,000 yards in three categories with 2,840 rushing yards, 1,067 receiving yards and 1,290 kick return yards ... ranks second in OU history with 53 career all-purpose touchdowns ... ranks second all-time at OU with 5,318 all-purpose yards ... has at least seven receptions in three career games, including seven against Cincinnati.

JONATHAN NELSON • SS • 4

Has an interception in four of the last nine games ... collected second double-digit tackle game of his career with 10 stops against Air Force ... chased down Cincinnati's DJ Woods from behind after a 69-yard reception, forcing a fumble at the OU nine-yard line that was recovered by Quinton Carter in the Sooner endzone.

DANIEL NOBLE • DT • 93

New addition to the DT rotation, true freshman had two tackles vs. Air Force and one vs. Cincinnati.

PATRICK O'HARA • K • 43

Named the starting kicker after appearing in four games in 2009 ... hit seventh career field goal with a 32-yard kick against Utah State ... converted two field goals in a game for the third time in his career with kicks of 38 and 39 yards versus Florida State ... was scratched from the lineup against Air Force and Cincinnati with a muscle strain.

TRENT RATTERREE • TE • 47

His tackle of an OSU defender to preserve last year's 27-0 shutout of the Cowboys was voted the top play of the year in an online poll of OU fans ... recorded first career touchdown with an eight-yard scoring strike vs. Florida State.

JAZ REYNOLDS • WR • 16

Like Dejuan Miller, he came on strong down the stretch making eight of his 13 receptions over the final four games last season.

DONALD STEPHENSON • OT • 59

Saw action in eight games in '08 ... earned first career start against Utah State at LT ... has started three of four games in 2010 at LT.

JIMMY STEVENS • K • 17

Filled in at kicker against Air Force and responded with two field goals (32, 41) and three extra points ... returned to starting lineup against Cincinnati and tied his career long with a 42-yard field goal along with four extra points.

KENNY STILLIS • WR • 4

True freshman has held a starting role at receiver ... collected career highs in receptions (4) and receiving yards (72) against Cincinnati.

ADRIAN TAYLOR • DT • 86

Streak of 27 straight game started came to end against Utah State ... returning from a dislocated ankle suffered in the Sun Bowl.

TRESS WAY • P • 36

Led the Big 12 in punting last season ... handling kickoff chores as well ... hit career long 85-yard punt against Utah State ... averaged 53.2 yards per punt vs. Florida State ... recorded four punts with an average of 50.0 yards per punt against Air Force, the fourth time in career to average more than 50 yards in a game.

TOM WORT • LB • 21

Originally from the United Kingdom, he missed last season after suffering a knee injury the previous spring ... has tremendous instincts despite a relatively late introduction to the game ... career-high nine tackles vs. Air Force.



OFFENSE

POS.	NO.	NAME	HT.	WT.	CL.	SGP	CGP	HOMETOWN
LT	59	Donald Stephenson*	6-6	309	Jr.	4	11	Blue Springs, Mo. (Blue Springs HS)
	76	Jarvis Jones*	6-7	277	Jr.	4	13	Richmond, Texas (Lamar Consolidated HS/LSU)
LG	64	Gabe Ikard	6-4	282	R-Fr.	4	4	Oklahoma City, Okla. (Bishop McGuinness HS)
	77	Stephen Good**	6-6	299	Jr.	4	24	Paris, Texas (Paris HS)
C	61	Ben Habern*	6-3	292	So.	4	15	Argyle, Texas (Liberty Christian HS)
	50	Austin Woods	6-4	298	Fr.	4	4	Rockwall, Texas (Heath HS)
RG	51	Brian Lepak*	6-4	299	Sr.	4	11	Claremore, Okla. (Claremore HS/Colo. St.)
	75	Tyler Evans*	6-5	316	So.	4	15	Stratford, Mo. (Stratford HS)
RT	69	Eric Mensik*	6-6	288	Sr.	4	27	Rosenberg, Texas (Terry HS)
	73	Josh Aladenoye	6-5	316	R-Fr.	3	3	Mesquite, Texas (North Mesquite HS)
TE	47	Trent Ratterree**	6-3	246	Jr.	4	26	Weatherford, Okla. (Weatherford HS)
	82	James Hanna**	6-3	237	Jr.	4	31	Flower Mound, Texas (Flower Mound HS)
WR	6	Cameron Kenney*	6-1	193	Sr.	4	13	Dacula, Ga. (Dacula HS/Garden City CC)
	24	Dejuan Miller**	6-4	221	Jr.	4	23	Metuchen, N.J. (Metuchen HS)
WR	4	Kenny Stills	6-0	183	Fr.	4	4	Encinitas, Calif. (La Costa Canyon HS)
	8	Brandon Caleb***	6-1	193	Sr.	4	38	Richmond, Va. (Fork Union Military Acad.)
SL	85	Ryan Broyles**	5-11	183	Jr.	4	29	Norman, Okla. (Norman HS)
	3	Joe Powell	5-11	162	Fr.	1	1	Dallas, Texas (Skyline HS)
QB	12	Landry Jones*	6-4	219	So.	4	17	Artesia, N.M. (Artesia HS)
	15	Drew Allen	6-5	232	R-Fr.	1	1	San Antonio, Texas (Alamo Heights HS)
FB	33	Trey Millard	6-2	246	Fr.	4	4	Columbia, Mo. (Rock Bridge HS)
	32	Marshall Musil	6-2	241	R-Fr.	2	2	La Crosse, Kan. (La Crosse HS)
RB	7	DeMarco Murray***	6-1	207	Sr.	4	40	Las Vegas, Nev. (Bishop Gorman HS)
	17	Mossis Madu***	6-0	197	Sr.	3	43	Norman, Okla. (Norman HS)

DEFENSE

DE	44	Jeremy Beal***	6-3	267	Sr.	4	44	Carrollton, Texas (Creekview HS)
	90	David King*	6-5	258	So.	4	8	Houston, Texas (Strake Jesuit College Prep)
DT	86	Adrian Taylor***	6-4	302	Sr.	4	43	Mansfield, Texas (Manfield HS)
	93	Daniel Noble	6-3	281	Fr.	3	3	Flower Mound, Texas (Marcus HS)
DT	92	Stacy McGee	6-4	275	So.	4	6	Muskogee, Okla. (Muskogee HS)
	97	JaMarkus McFarland*	6-2	293	So.	4	11	Lufkin, Texas (Lufkin HS)
DE	84	Frank Alexander**	6-4	251	Jr.	3	25	Baton Rouge, La. (Southern Lab)
	91	R.J. Washington*	6-3	244	So.	4	8	Fort Worth, Texas (Keller Fossil Ridge HS)
SLB	56	Ronnell Lewis* OR	6-2	240	So.	4	17	Dewar, Okla. (Dewar HS)
	5	Joseph Ibiloye*	6-3	215	So.	4	17	Garland, Texas (South Garland HS)
MLB	21	Tom Wort	6-1	225	R-Fr.	4	4	New Braunfels, Texas (New Braunfels HS)
	55	Jaydan Bird*	6-1	230	So.	4	16	Wichita, Kan. (Conway Springs HS)
WLB	28	Travis Lewis**	6-2	232	Sr.	4	31	San Antonio, Texas (Robert E. Lee HS)
	25	Corey Nelson	6-1	208	Fr.	4	4	Dallas, Texas (Skyline HS)
BCB	32	Jamell Fleming*	5-11	191	Jr.	4	31	Arlington, Texas (Seguin HS)
	9	Gabe Lynn	6-0	189	R-Fr.	3	3	Jenks, Okla. (Jenks HS)
SS	3	Jonathan Nelson*	5-11	188	Jr.	4	23	Arlington, Texas (Summitt HS)
	30	Javon Harris* OR	5-11	212	So.	4	9	Lawton, Okla. (MacArthur HS)
FS	1	Tony Jefferson	5-11	198	Fr.	4	4	Chula Vista, Calif. (Eastlake HS)
	20	Quinton Carter***	6-1	200	Sr.	4	34	Las Vegas, Nev. (Cheyenne HS)
FCB	27	Sam Proctor**	6-0	216	So.	4	30	Pearland, Texas (Pearland HS)
	19	Demontre Hurst*	5-9	178	So.	4	17	Lancaster, Texas (Lancaster HS)
Nickel	14	Aaron Colvin	5-11	176	Fr.	4	4	Owasso, Okla. (Owasso HS)
	5	Joseph Ibiloye* OR	6-3	215	So.	4	17	Garland, Texas (South Garland HS)
	1	Tony Jefferson	5-11	198	Fr.	4	4	Chula Vista, Calif. (Eastlake HS)

SPECIALISTS

K	17	Jimmy Stevens**	5-6	167	Jr.	2	23	Oklahoma City, Okla. (Heritage Hall HS)
	43	Patrick O'Hara*	6-0	185	So.	2	6	Topeka, Kan. (Topeka HS)
KO	36	Tress Way	6-1	220	So.	4	17	Tulsa, Okla. ((Union HS)
	18	Michael Hunnicutt	6-1	190	Fr.	-	-	Richardson, Texas (Pearce HS)
P	36	Tress Way*	6-1	220	So.	4	17	Tulsa, Okla. (Union HS)
	6	Cameron Kenney*	6-1	193	Sr.	4	13	Dacula, Ga. (Dacula HS/Garden City CC)
KR	7	DeMarco Murray***	6-1	207	Sr.	4	40	Las Vegas, Nev. (Bishop Gorman HS)
	9	Trey Franks	5-10	190	Fr.	4	4	Orange, Texas (West Orange-Stark)
KR	17	Mossis Madu***	6-0	197	Sr.	3	43	Norman, Okla. (Norman HS)
	6	Cameron Kenney*	6-1	193	Sr.	4	13	Dacula, Ga. (Dacula HS/Garden City CC)
PR	85	Ryan Broyles**	5-11	183	Jr.	4	29	Norman, Okla. (Norman HS)
	6	Cameron Kenney*	6-1	193	Sr.	4	13	Dacula, Ga. (Dacula HS/Garden City CC)
H	5	John Nimmo	6-2	208	Jr.	4	7	Ponca City, Okla. (Ponca City HS)
	81	Nyko Symonds	5-10	160	Fr.	-	-	Oklahoma City, Okla. (Southmoore HS)
LS-Punts	86	James Winchester	6-4	205	Jr.	4	16	Washington, Okla. (Washington HS)
	50	Austin Woods	6-4	298	Fr.	4	4	Rockwall, Texas (Heath HS)
LS-Kicks	50	Austin Woods	6-4	298	Fr.	4	4	Rockwall, Texas (Heath HS)
	86	James Winchester	6-4	205	Jr.	4	16	Washington, Okla. (Washington HS)

START CHART

Offense			
Player	2010	Streak	Career
Broyles (WR)	4	12	25
Murray (RB)	4	4	22
Habern (C)	4	4	14
L. Jones (QB)	4	11	14
Good (LG)	2	-	9
Brandon (RT/LT)	-	-	8
Miller (WR)	-	-	8
Kenney (WR)	2	1	8
J. Jones (RG/RT)	1	-	7
Mensik (TE/LT)	4	6	7
Ratterree (TE)	3	-	7
Caleb (WR)	-	-	6
Evans (RG)	2	-	6
Hanna (TE)	3	3	5
Stills (WR)	4	4	4
Jeffries (RG)	-	-	3
Stephenson (LT)	3	1	3
Lepak (C/RG)	2	2	3
Ikard (LG)	2	2	2

Defense			
Player	2010	Streak	Career
Beal (DE)	4	31	33
T. Lewis (LB)	4	31	31
Taylor (DT)	-	-	28
Carter (S)	4	17	19
Proctor (S)	-	-	10
Alexander (DE)	1	1	10
Box (LB)	-	-	6
J. Nelson (DB)	4	7	7
Fleming (CB)	4	4	4
Hurst (CB)	4	4	4
Wort (LB)	4	4	4
King (DE)	3	-	3
Walker (DT)	4	4	4
Jefferson (SS)	3	2	3
McFarland (DT)	2	-	2
R. Lewis (LB)	-	-	1
Ibiloye (LB)	1	-	1
McGee (DT)	2	2	2

Specialists			
Player	2010	Streak	Career
Stevens (K)	2	2	23
Way (P/K)	4	17	17
Winchester (LS)	4	4	8
O'Hara (K)	2	-	5
Woods (SS)	4	4	4

PRONUNCIATIONS

Josh Aladenoye	uh-LAD-uh-noy
Jermie Calhoun	JER-me
Geneo Grissom	GENO
Ben Habern	HAY-burn
Javon Harris	JUH-von
Demontre Hurst	DUH-mon-tray
Joseph Ibiloye	IB-uh-loy
Gabe Ikard	EYE-curd
Tavaris Jeffries	TUH-var-us
Brian Lepak	LUB-pack
Mossis Madu	Moses MUH-doo
Trey Millard	MILL-ard
Marshall Musil	MUE-sil
Chuke Ndulue	CHOO-ka N-dool-ee
Adam Shead	SHED
Tom Wort	WART

FRANK ALEXANDER

Tackles 9, Tulsa, 2009
 Tackles for loss 2, three times
 Sacks 2, Florida State, 2010
 Fumbles forced 1, Texas A&M, 2009
 Fumble recoveries 1, three times

JEREMY BEAL

Tackles 12, Texas, 2009
 Tackles for loss 3, three times
 Sacks 3, twice
 Interceptions 1, Kansas, 2009

AUSTIN BOX

Tackles 9, three times
 Tackle for loss 3, Texas Tech, 2008
 Interceptions 1, Texas A&M, 2008
 Fumbles forced 1, Texas A&M, 2009

RYAN BROYLES

Receptions 13, Stanford, 2009
 Receiving yards 156, Stanford, 2009
 Touchdown receptions 3, three times
 Long reception 77, Washington, 2008
 Long rush 25, Texas A&M, 2009
 Punt returns 8, Oklahoma State, 2009
 Punt return yards 209, Oklahoma State, 2009
 Punt return touchdowns 1, twice
 Long punt return 87, Oklahoma State, 2009

BRANDON CALEB

Receptions 7, Baylor, 2009
 Receiving yards 139, Baylor, 2009
 Touchdown receptions 2, Tulsa, 2009
 Long reception 63, Tulsa, 2009

JERMIE CALHOUN

Rushes 18, Texas A&M, 2009
 Rushing yards 94, Texas A&M, 2009
 Long rush 29, Oklahoma State, 2009

QUINTON CARTER

Tackles 10, three times
 Tackles for loss 1, four times
 Interceptions 1, five times
 Fumble recoveries 1, twice
 PBU 2, Kansas, 2009

JAMELL FLEMING

Tackles 11, Air Force, 2010
 Tackles for loss 1, twice
 Interceptions 1, twice
 PBU 2, twice

TREY FRANKS

Receptions 2, Cincinnati, 2010
 Receiving yards 24, Cincinnati, 2010
 Long reception 19, Cincinnati, 2010

JAMES HANNA

Receptions 2, Nebraska, 2009
 Touchdown receptions 1, Florida State, 2010
 Receiving yards 46, Florida State, 2010
 Long reception 46, Florida State, 2010

JAVON HARRIS

Tackles 3, Air Force, 2010

DEMONTRE HURST

Tackles 3, three times
 Tackles for loss 2, Cincinnati, 2010
 Sacks 1, Texas, 2009
 Interceptions 1, Utah State, 2010

JOSEPH IBILOYE

Tackles 4, Kansas, 2009

TONY JEFFERSON

Tackles 12, Cincinnati, 2010
 Tackles for loss 2, Cincinnati, 2010
 PBU 3, Florida State, 2010

LANDRY JONES

Completions 36, Cincinnati, 2010
 Attempts 58, Nebraska, 2009
 Yards 418, Stanford, 2009
 Touchdowns 6*, Tulsa, 2009
 Interceptions 5*, Nebraska, 2009
 Long pass 67, Texas A&M, 2009
 Rushes 5, Kansas, 2009
 Rushing yards 11, Kansas, 2009
 Long rush 18, Air Force, 2010

CAMERON KENNEY

Receptions 6, Miami, 2009
 Receiving yards 73, Florida State, 2010
 Touchdown receptions 1, twice
 Long reception 36, Florida State, 2010

DAVID KING

Tackles 4, Utah State, 2010
 Tackles for loss 1, Utah State, 2010
 Sacks 1, Utah State, 2010
 Fumbles Forced 1, Utah State, 2010

RONNELL LEWIS

Tackles 6, Stanford, 2009
 Tackles for loss 2, Idaho State, 2009
 Sacks 1, twice
 Fumbles forced 1, Stanford, 2009
 Fumble recoveries 1, twice

TRAVIS LEWIS

Tackles 19, Texas, 2008
 Tackles for loss 2.5, twice
 Sacks 2, Cincinnati, 2008
 Interceptions 2, Kansas State, 2008
 Long interception return 47, Texas Tech, 2008

MOSSIS MADU

Rushes 15, Missouri, 2008
 Rushing yards 114, Missouri, 2008
 Rushing touchdowns 3, Missouri, 2008
 Receptions 3, three times
 Receiving yards 24, North Texas, 2007

JAMARKUS MCFARLAND

Tackles 2, four times
 Tackles for loss 1.5, Texas A&M, 2009
 Sacks 1.5, Texas A&M, 2009

STACY MCGEE

Tackles 8, Air Force, 2010
 Tackles for loss 2, Cincinnati, 2010

TREY MILLARD

Rushes 3, Utah State, 2010
 Rushing yards 16, Utah State, 2010
 Long rush 10, Utah State, 2010
 Receptions 3, Cincinnati, 2010
 Receiving yards 30, Cincinnati, 2010
 Long reception 17, Cincinnati, 2010

DEJUAN MILLER

Receptions 9, Kansas State, 2009
 Receiving yards 94, Kansas State, 2009
 Touchdown receptions 1, Kansas State, 2009
 Long reception 37, twice

JONATHAN MILLER

Rushes 9, Idaho State, 2009
 Rushing yards 88, Idaho State, 2009
 Rushing touchdowns 1, Idaho State, 2009
 Long rush 36, Idaho State, 2009

DEMARCO MURRAY

Rushes 35, Utah State, 2010
 Rushing yards 208, Utah State, 2010
 Long rush 92, Utah State, 2007
 Rushing touchdowns 5, North Texas, 2007
 Receptions 8, Texas, 2009
 Receiving Yards 143, Texas A&M, 2009
 Long reception 67, Texas A&M, 2009
 Touchdown receptions 2, Kansas State, 2008
 Kickoff returns 7, Oklahoma State, 2008
 Kickoff return yards 196, Oklahoma State, 2008
 Kickoff return for touchdown 1, twice
 Long kickoff return 91 yards, Baylor, 2007

JONATHAN NELSON

Tackles 11, Texas Tech, 2009
 Sacks 1, BYU, 2009
 Fumbles forced 1, Texas A&M, 2009
 Interceptions 1, four times
 Long interception return 37, Oklahoma State, 2009
 PBU 2, Florida State, 2010

PATRICK O'HARA

Field goals 2, three times
 Field goals attempted 4, Oklahoma State, 2009
 Long field goal 47, Texas Tech, 2009
 Extra points made 5, Florida State, 2010

SAM PROCTOR

Tackles 7, Miami, 2009
 Tackles for loss 1, Idaho State, 2009

TRENT RATTERREE

Receptions 4, Texas, 2009
 Receiving Yards 86, Stanford, 2009
 Touchdown receptions 1, Florida State, 2010
 Long reception 38, Stanford, 2009

JAZ REYNOLDS

Receptions 3, three times
 Receiving yards 59, Oklahoma State, 2009
 Long reception 57, Texas Tech, 2009

KENNY STILLIS

Receptions 4, twice
 Receiving yards 72, Cincinnati, 2010
 Long reception 29, Cincinnati, 2010

ADRIAN TAYLOR

Tackles 6, twice
 Tackles for loss 3, Nebraska, 2009
 Sacks 2, TCU, 2008
 Interceptions 1, Baylor, 2007
 Fumble recoveries 1, twice

MARCUS TRICE

Tackles 1, four times

TRESS WAY

Punts 8, twice
 Punt Yards 373, Utah State, 2010
 Punt Average 58.8*, Oklahoma State, 2009
 Long Punt 85, Utah State, 2010

TOM WORT

Tackles 9, Air Force, 2010
 Tackles for loss 1, twice
 Sacks 1, Florida State, 2010

* Indicates school record.



Rushing (Att.-Yards-TD)

	Calhoun	Clay	Jones	Madu	Millard	Murray
Utah State	1-5-0	1-1-0	3-(-31)-0	-	3-16-0	35-208-2
Florida State	8-17-0	-	4-(-1)-0	11-38-0	1-1-0	16-51-2
Air Force	-	-	4-(-5)-0	3-9-0	-	26-110-2
Cincinnati	-	-	3-(-20)-0	8-28-1	-	28-67-1
Texas						
Iowa State						
Missouri						
Colorado						
Texas A&M						
Texas Tech						
Baylor						
Okla. State						

Kicking (FG-FG Seq.-PAT)

	Patrick O'Hara			Jimmy Stevens		
Utah State	1-1	32	4-4	-		
Florida State	2-3	39, (44), 38	5-6	-		
Air Force	-			2-2	32, 41	3-3
Cincinnati	-			1-2	(42), 42	4-4
Texas						
Iowa State						
Missouri						
Colorado						
Texas A&M						
Texas Tech						
Baylor						
Okla. State						

Passing (Comp.-Att.-Int.-Yards-TD)

	Allen	Jones
Utah State	-	17-36-2-217-2
Florida State	2-2-0-14-0	30-40-0-380-4
Air Force	-	26-42-0-254-1
Cincinnati	-	36-51-1-370-2
Texas		
Iowa State		
Missouri		
Colorado		
Texas A&M		
Texas Tech		
Baylor		
Okla. State		

Punting

Way	No.	Avg.	Long	50+	I-20	TB	FC	Ret.
Utah State	8	46.6	85	2	3	2	1	1-0
Florida State	3	52.3	60	2	0	0	0	2-1
Air Force	4	50.0	57	2	0	1	0	2-(-5)
Cincinnati	8	40.9	48	0	1	2	1	3-39
Texas								
Iowa State								
Missouri								
Colorado								
Texas A&M								
Texas Tech								
Baylor								
Okla. State								

Receiving (Rec.-Yards-TD)

	Broyles	Calhoun	Clay	Hanna	Kenney	Madu	D. Miller	Murray	Ratterree	Stills
Utah State	9-142-2	1-2-0	-	-	2-20-0	-	2-19-0	-	-	3-34-0
Florida State	12-124-1	1-12-0	2-14-0	1-46-1	4-73-1	1-6-0	2-37-0	4-52-0	1-7-1	2-17-0
Air Force	10-116-0	-	-	1-7-0	1-23-0	3-11-0	1-6-0	5-38-1	1-6-0	4-47-0
Cincinnati	10-100-1	-	-	-	2-9-0	3-17-0	3-66-0	7-21-0	2-31-0	4-72-0
Texas										
Iowa State										
Missouri										
Colorado										
Texas A&M										
Texas Tech										
Baylor										
Okla. State										



Offense

	WR	LT	LG	C	RG	RT	TE	RB	QB	WR	FL
Utah State	Kenney	Stephenson	Good	Habern	Evans	Mensik	Ratterree	Murray	L. Jones	Stills	Broyles
Florida State	Hanna@	Stephenson	Good	Habern	Evans	Mensik	Ratterree	Murray	L. Jones	Stills	Broyles
Air Force	Hanna@	J. Jones	Ikard	Habern	Lepak	Mensik	Ratterree	Murray	L. Jones	Stills	Broyles
Cincinnati	Kenney	Stephenson	Ikard	Habern	Lepak	Mensik	Hanna	Murray	L. Jones	Stills	Broyles
Texas											
Iowa State											
Missouri											
Colorado											
Texas A&M											
Texas Tech											
Baylor											
Okla. State											

*Started at FB, @Started two TE, % started as fourth WR

Defense

	DE	DT	DT	DE	SLB	MLB	WLB	CB	FS	SS	CB
Utah State	Beal	McFarland	Walker	King	Jefferson*	Wort	T. Lewis	Hurst	Carter	Nelson	Fleming
Florida State	Beal	McFarland	Walker	King	Ibiloeye	Wort	T. Lewis	Hurst	Carter	Nelson	Fleming
Air Force	Beal	McGee	Walker	King	Jefferson*	Wort	T. Lewis	Hurst	Carter	Nelson	Fleming
Cincinnati	Beal	McGee	Walker	Alexander	Jefferson*	Wort	T. Lewis	Hurst	Carter	Nelson	Fleming
Texas											
Iowa State											
Missouri											
Colorado											
Texas A&M											
Texas Tech											
Baylor											
Okla. State											

*Started five defensive backs

Specialists

	KO	PK	P	H	PR	KR	KR	LS	SS
Utah State	Way	O'Hara	Way	Nimmo	Broyles	Murray	Clay	Winchester	Woods
Florida State	Way	O'Hara	Way	Nimmo	Broyles	Franks	Kenney	Winchester	Woods
Air Force	Way	Stevens	Way	Nimmo	Broyles	Murray	Madu	Winchester	Woods
Cincinnati	Way	Stevens	Way	Nimmo	Broyles	Murray	Madu	Winchester	Woods
Texas									
Iowa State									
Missouri									
Colorado									
Texas A&M									
Texas Tech									
Baylor									
Okla. State									



Players	Utah St.	Florida St.	Air Force	Cincinnati	Texas	Iowa St.	Missouri	Colorado	Texas A&M	Texas Tech	Baylor	Oklahoma St.
Aladenoye	-	x	x	x								
Alexander	-	x	x	S-DE								
Allen	-	x	-	-								
Beal	S-DE	S-DE	S-DE	S-DE								
Bird	x	x	x	x								
Bradley	x	-	-	-								
Brandon	-	x	-	-								
Broyles	S-WR	S-WR	S-WR	S-WR								
Caleb	x	x	x	x								
Calhoun	x	x	-	x								
Carter	S-S	S-S	S-S	S-S								
Clay	x	x	-	-								
Colvin	x	x	x	x								
Crow	x	x	x	x								
Evans	S-RG	S-RG	x	x								
Fleming	S-CB	S-CB	S-CB	S-CB								
Franklin	x	x	x	x								
Franks	x	x	x	x								
Good	S-LG	S-LG	x	x								
Habern	S-C	S-C	S-C	S-C								
Hanna	x	S-TE	S-TE	S-TE								
J. Harris	x	x	x	x								
L. Harris	-	-	x	-								
Haywood	-	x	x	-								
Hurst	S-CB	S-CB	S-CB	S-CB								
Ibiloye	x	S-LB	x	x								
Ikard	x	x	S-LG	S-LG								
Irwin	-	x	-	-								
Jefferson	S-DB	x	S-DB	S-DB								
Johnson	-	x	-	-								
J. Jones	x	x	S-LT	x								
L. Jones	S-QB	S-QB	S-QB	S-QB								
Kenney	S-WR	x	x	S-WR								
King	S-DE	S-DE	S-DE	x								
Lepak	x	x	S-RG	S-RG								
R. Lewis	x	x	x	x								
T. Lewis	S-LB	S-LB	S-LB	S-LB								
Lynn	-	x	x	x								
Macon	-	x	-	x								
Madu	-	x	x	x								
McFarland	S-DT	S-DT	x	x								
McGee	x	x	S-DT	S-DT								
Mensik	S-RT	S-RT	S-RT	S-RT								
Millard	x	x	x	x								
D. Miller	x	x	x	x								
Murray	S-RB	S-RB	S-RB	S-RB								
Musil	-	x	x	-								
C. Nelson	x	x	x	x								
J. Nelson	S-S	S-S	S-S	S-S								
New	-	x	-	-								
Nimmo	x	x	x	x								
Noble	-	x	x	x								
O'Hara	x	x	-	-								
Paulsen	-	x	x	-								
Powell	-	x	-	-								
Proctor	x	x	x	x								
Ratterree	S-TE	S-TE	S-TE	x								
Stephenson	S-LT	S-LT	x	S-LT								
Stevens	-	-	x	x								
Stills	S-WR	S-WR	S-WR	S-WR								
Taylor	x	x	x	x								
Trice	x	x	x	x								
Walker	S-DT	S-DT	S-DT	S-DT								
Washington	x	x	x	x								
Way	x	x	x	x								
Wilson	x	-	-	-								
Winchester	x	x	x	x								
Woods	x	x	x	x								
Wort	S-LB	S-LB	S-LB	S-LB								

x - played



OKLAHOMA INDIVIDUAL

Rushed for 100 yards
110, DeMarco Murray vs. Air Force, 9/18/10

Rushed for 200 yards
218, DeMarco Murray vs. Utah State, 9/4/10

Passed for 300 yards
370, Landry Jones vs. Cincinnati, 9/25/10

Passed for 400 yards
418, Landry Jones vs. Stanford, 12/31/09

Had 100 yards receiving
100, Ryan Broyles vs. Cincinnati, 9/25/10

Returned a punt for a touchdown
Ryan Broyles vs. Oklahoma State, 11/28/09 (87 yards)

Returned a kickoff for a touchdown
DeMarco Murray vs. Baylor, 11/10/07 (91 yards)

Returned an interception for a touchdown
Dominique Franks vs. Kansas, 10/24/09 (85 yards)

Returned a fumble for a touchdown
Brian Jackson vs. Texas A&M, 11/14/09 (52 yards)

Returned a blocked field goal for a touchdown
Darryl Bright vs. Texas Tech, 11/21/98 (48 yards)

Returned a blocked punt for a touchdown
Will Peoples vs. Texas Tech, 11/23/02

Rushed for three touchdowns
3, Chris Brown vs. Missouri 12/6/08
3, Mossis Madu vs. Missouri 12/6/08

Threw three touchdown passes
4, Landry Jones vs. Florida State, 9/11/10

Caught three touchdown passes
3, Ryan Broyles vs. Stanford, 12/31/09

Kicked three field goals
4, Jimmy Stevens vs. Baylor, 10/10/09

Had a 70-yard run from scrimmage
70, DeMarco Murray at Texas A&M, 11/8/08

Had a 70-yard pass completion
73, S. Bradford to J. Gresham at Oklahoma State, 11/29/08

Had 20 tackles
22, Rocky Calmus at Colorado, 10/30/99

Had 50-yard field goal
53, Garrett Hartley vs. Utah State, 9/15/07

Had a 70-yard punt
85, Tress Way vs. Utah State, 9/4/10

OKLAHOMA TEAM

400 yards rushing
411 vs. Louisville, 9/27/97

300 yards rushing
328 at Texas A&M, 11/8/08

400 yards passing
418 vs. Stanford, 12/31/09

300 yards passing
370 vs. Cincinnati, 9/25/10

500 yards total offense
640 vs. Texas A&M, 11/14/09

30 first downs
32 vs. Texas A&M, 11/14/09

50 points
65 vs. Texas A&M, 11/14/09

Scored a safety
vs. Idaho State, 9/12/09 (R. Lewis sack in end zone)

Posted a shutout
27-0 vs. Oklahoma State, 11/28/09

Held an opponent under 100 yards rushing
80, Utah State, 9/4/10

Held an opponent under 100 yards passing
47 vs. Oklahoma State, 11/28/09

Held an opponent between 100 & 200 total yards
109 vs. Oklahoma State, 11/28/09

Held an opponent under 100 total yards
44 vs. Idaho State, 9/12/09

Blocked a punt
vs. Cincinnati, 9/6/08

Blocked a field goal
vs. Oregon, 9/18/04

Blocked an extra point attempt
vs. Kansas State, 10/31/09

OPPONENT INDIVIDUAL

Rushed for 100 yards
169, Isaiah Pead, Cincinnati, 9/25/10

Rushed for 200 yards
213, Brad Smith, Missouri, 10/5/02

Passed for 300 yards
305, Zach Collaros, Cincinnati, 9/25/10

Passed for 400 yards
478, Josh Freeman, Kansas State, 10/25/08

Had 100 yards receiving
171, DJ Woods, Cincinnati, 10/25/10

Returned a punt for a touchdown
80, Jeremy Bloom, Colorado, 12/7/02

Returned a kickoff for a touchdown
98, Brandon Banks, Kansas State, 10/31/09

Returned an interception for a touchdown
54, Antonio Huffman, Texas Tech, 11/11/06

Returned a fumble for a touchdown
Braelon Davis, Baylor, 2006 (56 yards)

Returned a blocked punt for a touchdown
Lance Taylor, Alabama, 9/7/02 (8 yards)

Rushed for three touchdowns
3, Eli Roberson, Kansas State, 9/29/01

Threw three touchdown passes
3, Zach Collaros, Cincinnati, 9/25/10

Caught three touchdown passes
3, Steve Smith, USC, 1/04/05

Kicked three field goals
3, Jacob Rogers, Cincinnati, 9/25/10

Had a 70-yard run from scrimmage
80, Jammal Charles, Texas, 10/8/05

Had a 70-yard pass completion
77, Josh Freeman to Brandon Banks, Kansas State, 10/25/08

Had a 50-yard field goal
52, Dustin Hopkins, Florida State, 9/11/10

OPPONENT TEAM

400 yards rushing
409, Nebraska, 11/11/97

300 yards rushing
351, Air Force, 9/18/10

400 yards passing
486, Kansas State, 10/25/08

300 yards passing
305, Cincinnati, 9/25/10

500 yards total offense
549, Texas Tech, 11/21/09

30 first downs
32, Texas Tech, 11/21/09

50 points
55, USC, 1/4/05

Scored a safety
Tenn. Chattanooga, 8/31/08 (bad snap on punt)

Posted a shutout
29-0, at Texas A&M, 11/7/98

Held OU under 100 yards rushing
82, Cincinnati, 9/25/10

Held OU under 100 yards passing
77, Oklahoma State, 11/25/06

Held OU under 200 total yards
171, Texas, 10/8/05

Blocked a punt
Stanford, 12/31/09

Blocked a field goal attempt
Oklahoma State, 11/28/09

Blocked an extra point attempt
Texas A&M, 11/14/09

OU'S RECORD WHEN ...

Playing at home3-0

Playing on the road0-0

Playing on a neutral field1-0

Playing at night2-0

Playing during the day2-0

OU scores on first possession3-0

Opponent scores on first possession1-0

OU scores first3-0

Opponent scores first1-0

OU leads after 1st quarter4-0

Opponent leads after 1st quarter0-0

Teams are tied after 1st quarter0-0

OU leads at halftime4-0

Opponent leads at halftime0-0

Teams are tied at halftime0-0

OU leads after 3rd quarter4-0

Opponent leads after 3rd quarter0-0

Teams are tied after 3rd quarter0-0

Game goes to overtime0-0

OU has more total yards2-0

Opponent has more total yards2-0

OU has more rushing yards1-0

Opponent has more rushing yards3-0

Opponent has equal rushing yards0-0

OU has more passing yards3-0

Opponent has more passing yards1-0

OU has more turnovers0-0

Opponent has more turnovers4-0

Teams have equal turnovers0-0

OU has more penalties3-0

Opponent has more penalties1-0

Teams have equal penalties0-0

OU has more time of possession3-0

Opponent has more time of possession1-0

OU has 100-yard rusher2-0

Opponent has 100-yard rusher1-0

OU scores at least 20 points4-0

Opponent scores at least 20 points3-0

OU throws for 300 yards2-0

Opponent throws for 300 yards2-0

Playing on natural grass3-0

Playing on artificial surface1-0

OU defense scores0-0

Opponent defense scores0-0

OU returns KO/Punt for touchdown0-0

Opponent returns KO/Punt for touchdown0-0



Oklahoma Individual Highs

Rushes	.35, DeMarco Murray vs. Utah State
Yards Rushing	.218, DeMarco Murray vs. Utah State
TD Rushes	.2, DeMarco Murray, three times
Long Rush	.63, DeMarco Murray vs. Utah State
Pass Attempts	.51, Landry Jones vs. Cincinnati
Pass Completions	.36, Landry Jones vs. Cincinnati
Yards Passing	.380, Landry Jones vs. Florida State
TD Passes	.4, Landry Jones vs. Florida State
Interceptions	.2, Landry Jones vs. Utah State
Long Pass	.46, Landry Jones vs. Florida State
Receptions	.12, Ryan Broyles vs. Florida State
Yards Receiving	.142, Ryan Broyles vs. Utah State
TD Receptions	.2, Ryan Broyles vs. Utah State
Long Reception	.46, James Hanna vs. Florida State
Field Goals	.2, Patrick O'Hara vs. Florida State
Punts	.2, Jimmy Stevens vs. Air Force
Long Field Goal	.42, Jimmy Stevens vs. Cincinnati
Punts	.8, Tress Way, twice
Punting Average	.52.3, Tress Way vs. Florida State
Long Punt	.85, Tress Way vs. Utah State
Long Punt Return	.13, Ryan Broyles vs. Cincinnati
Long Kickoff Return	.39, DeMarco Murray vs. Air Force
Tackles	.13, Travis Lewis vs. Air Force
Sacks	.2, Frank Alexander vs. Florida State
Tackles for loss	.2, Jeremy Beal vs. Cincinnati
Interceptions	.1, six times

Oklahoma Team Highs

Rushes	.45 vs. Utah State
Yards Rushing	.205 vs. Utah State
Yards Per Rush	.4.6 vs. Utah State
TD Rushes	.2, four times
Pass Attempts	.51 vs. Cincinnati
Pass Completions	.36 vs. Cincinnati
Yards Passing	.394 vs. Florida State
Yards Per Pass	.12.8 vs. Utah State
TD Passes	.4 vs. Florida State
Total Plays	.94 vs. Cincinnati
Total Offense	.487 vs. Florida State
Yards Per Play	.5.9 vs. Florida State
Points	.47 vs. Florida State
Sacks By	.4 vs. Florida State
First Downs	.28 vs. Florida State
Penalties	.13 vs. Cincinnati
Penalty Yards	.113 vs. Cincinnati
Turnovers	.2 vs. Utah State
Interceptions By	.3 vs. Utah State

Opponent Individual Highs

Rushes	.21, two players
Yards Rushing	.169, Isaiah Pead, Cincinnati
TD Rushes	.1, five players
Long Rush	.39, Jon Warzeka, Air Force
Pass Attempts	.38, Zach Collaros, Cincinnati
Pass Completions	.23, Zach Collaros, Cincinnati
Yards Passing	.341, Diondre Borel, Utah State
TD Passes	.3, Zach Collaros, Cincinnati
Long Pass	.69, Zach Collaros, Cincinnati
Receptions	.7, DJ Woods, Cincinnati
Yards Receiving	.171, DJ Woods, Cincinnati
TD Receptions	.1, six players
Long Reception	.69, DJ Woods, Cincinnati
Field Goals	.3, Jacob Rogers, Cincinnati
Long Field Goal	.52, Dustin Hopkins vs. Florida State
Punts	.7, two players
Punting Average	.49.2, Pat O'Donnell, Cincinnati
Long Punt	.61, Pat O'Donnell, Cincinnati
Long Punt Return	.25, DJ Woods, Cincinnati
Long Kickoff Return	.25, Kerwynn Williams vs. Utah State
Tackles	.13, JK Schaffer, Cincinnati
Sacks	.1.5, Dan Giordano, Cincinnati
Tackles For Loss	.2, three players
Interceptions	.1, three players

Opponent Team Highs

Rushes	.63, Air Force
Yards Rushing	.351, Air Force
Yards Per Rush	.5.6, Air Force
TD Rushes	.3, Air Force
Pass Attempts	.38, Cincinnati
Pass Completions	.23, Cincinnati
Yards Passing	.341, Utah State
Yards Per Pass	.20.1, Utah State
TD Passes	.3, Cincinnati
Total Plays	.77, Air Force
Total Offense	.461, Cincinnati
Yards Per Play	.6.6, Cincinnati
Points	.29, Cincinnati
Sacks By	.3, Utah State
First Downs	.25, Air Force
Penalties	.12, Florida State
Penalty Yards	.95, Florida State
Turnovers	.4, twice
Interceptions By	.2, Utah State



Oklahoma

Qtr.	Opp.	Time	Scoring Play	Conversion	Play-Yards	TOP	Score
1	Utah State	13:23	Broyles 12-yd pass from Jones	O'Hara kick	6-69	1:37	7-0
1	Utah State	0:51	Murray 1-yd run	O'Hara kick	9-29	3:22	14-0
2	Utah State	6:21	Broyles 21-yd pass from Jones	O'Hara kick	7-80	2:21	21-0
3	Utah State	7:56	Murray 63-yd run	O'Hara kick	6-73	2:14	28-17
3	Utah State	4:15	O'Hara 32-yd field goal		9-25	2:54	31-17
1	Florida State	10:15	Murray 1-yd run	O'Hara kick	14-80	4:45	7-0
1	Florida State	1:44	Broyles 18-yd pass from Jones	O'Hara kick	9-80	3:41	14-7
2	Florida State	14:44	Kenney 36-yd pass from Jones	O'Hara kick	5-54	0:49	21-7
2	Florida State	7:44	Hanna 46-yd pass from Jones	O'Hara kick failed	5-80	1:29	27-7
2	Florida State	0:28	Murray 1-yd run	O'Hara kick	6-49	0:57	34-7
3	Florida State	8:46	Ratterree 8-yd pass from Jones	O'Hara kick	3-8	0:47	41-7
3	Florida State	6:38	O'Hara 39-yd field goal		4-7	1:17	44-7
4	Florida State	4:49	O'Hara 38-yd field goal		15-54	7:08	47-10
1	Air Force	10:13	Murray 3-yd run	Stevens kick	12-60	4:47	7-0
2	Air Force	8:06	Stevens 32-yd field goal		9-69	2:28	10-3
3	Air Force	10:30	Murray 5-yd run	Stevens kick	2-41	0:22	17-10
3	Air Force	7:15	Stevens 41-yd field goal		7-31	1:22	20-10
3	Air Force	1:27	Murray 17-yd pass from Jones	Stevens kick	10-76	4:02	27-10
1	Cincinnati	6:36	Murray 1-yd run	Stevens kick	12-80	4:03	7-3
1	Cincinnati	1:38	Broyles 5-yd pass from Jones	Stevens kick	11-69	3:59	14-3
2	Cincinnati	1:02	Stevens 42-yd field goal		10-55	2:39	17-9
3	Cincinnati	10:05	Madu 5-yd run	Stevens kick	9-92	2:59	24-9
4	Cincinnati	4:31	Millard 5-yd pass from Jones	Stevens kick	2-7	0:25	31-22

Opponent

Qtr.	Opponent	Time	Scoring Play	Conversion	Play-Yards	TOP	Score
2	Utah State	3:33	Caldwell 40-yd field goal		12-43	2:43	21-3
2	Utah State	0:47	Smith 4-yd run	Caldwell kick	5-61	1:40	21-10
3	Utah State	10:16	Watkins 42-yd pass from Borel	Caldwell kick	4-81	1:50	21-17
3	Utah State	2:31	Martin 31-yd pass from Borel	Caldwell kick	4-70	1:39	31-24
1	Florida State	5:25	Thomas 1-yd run	Hopkins kick	11-70	4:42	7-7
4	Florida State	11:57	Hopkins 52-yd field goal		7-38	3:27	44-10
4	Florida State	0:00	Easterling 47-yd pass from Manuel	Hopkins kick	7-71	0:43	47-17
1	Air Force	5:34	Soderberg 20-yd field goal		9-69	4:33	7-3
3	Air Force	11:01	Jefferson 38-yd run	Soderberg kick	9-80	3:59	10-10
4	Air Force	10:43	Tew 5-yd run	Soderberg kick	14-80	5:44	27-17
4	Air Force	3:39	Halderman 15-yd run	Soderberg kick	10-65	3:41	27-14
1	Cincinnati	10:39	Rogers 22-yd field goal		8-27	3:06	3-0
1	Cincinnati	14:45	Goebel 4-yd pass from Collaros	Rogers kick failed	6-89	1:48	14-9
3	Cincinnati	6:56	Rogers 43-yd field goal		7-55	3:09	24-12
4	Cincinnati	14:56	Rogers 43-yd field goal		5-43	1:11	24-15
4	Cincinnati	9:45	Woods 36-yd pass from Collaros	Rogers kick	5-71	2:01	24-22
4	Cincinnati	0:58	Robinson 18-yd pass from Collaros	Rogers kick	8-80	1:21	31-29



73	Aladenoye, Josh	6-5	316	OL	RS-FR	Mesquite, Texas (North Mesquite HS)	28	Lewis, Travis	6-2	232	LB	JR	San Antonio, Texas (Robert E. Lee HS)
84	Alexander, Frank	6-4	251	DE	JR	Baton Rouge, La. (Southern Lab School)	9	Lynn, Gabe	6-0	189	DB	RS-FR	Tulsa, Okla. (Jenks HS)
15	Allen, Drew	6-5	232	QB	RS-FR	San Antonio, Texas (Alamo Heights HS)	94	Macon, Pryce	6-1	249	DE	SR	Corpus Cristi, Texas (Carroll HS)
34	Batchlear, Billy	6-1	227	DE	SR	Jenks, Okla. (Jenks HS)	17	Madu, Mossis	6-0	197	RB	SR	Norman, Okla. (Norman HS)
44	Beal, Jeremy	6-3	267	DE	SR	Carrollton, Texas (Creekview HS)	18	McCay, Justin	6-2	208	WR	FR	Shawnee Mission, Kan. (Bishop Miege HS)
10	Bell, Blake	6-6	227	QB	FR	Wichita, Kan. (Bishop Carroll HS)	88	McClain, Sheldon	6-2	184	WR	FR	Cibola, Texas (Byron M. Steele HS)
43	Bell, Jesse	5-11	188	DB	JR	Rowlett, Texas (Northeastern State)	97	McFarland, Jamarus	6-2	293	DT	SO	Lufkin, Texas (Lufkin HS)
55	Bird, Jaydan	6-1	230	LB	SO	Conway Springs, Kan. (Conway Springs HS)	92	McGee, Stacy	6-4	275	DL	SO	Muskogee, Okla. (Muskogee HS)
12	Box, Austin	6-2	232	LB	JR	Enid, Okla. (Enid HS)	69	Mensik, Eric	6-6	288	OL	SR	Rosenberg, Texas (Terry HS)
38	Bradley, Derrick	5-10	178	DB	SO	Houston, Texas (Alief Elsik HS)	33	Millard, Trey	6-2	246	TE/HB	FR	Columbia, Mo. (Rock Bridge HS)
70	Brandon, Cory	6-7	324	OL	SR	Corsicana, Texas (Corsicana HS)	24	Miller, Dejuan	6-4	221	WR	JR	Metuchen, N.J. (Metuchen HS)
11	Brent, Kevin	5-11	216	DB	RS-FR	Dallas, Texas (South Oak Cliff HS)	26	Miller, Jonathan	6-0	198	RB	SO	Garland, Texas (Naaman Forest HS)
81	Brown, Jarrett	6-3	248	DE	RS-FR	Arlington, Texas (Bowie HS)	47	Montana, Zach	5-11	196	DB	SO	Flower Mound, Texas (Flower Mound HS)
85	Broyles, Ryan	5-11	183	WR	JR	Norman, Okla. (Norman HS)	7	Murray, DeMarco	6-1	207	RB	SR	Las Vegas, Nev. (Bishop Gorman HS)
8	Caleb, Brandon	6-1	193	WR	SR	Richmond, Va. (Fork Union Military Acad.)	32	Musil, Marshall	6-2	241	F B	RS-FR	La Crosse, Kan. (La Crosse HS)
23	Calhoun, Jermie	6-0	216	RB	SO	Ben Wheeler, Texas (Van HS)	98	Ndulue, Chuka	6-2	252	DE	FR	Dallas, Texas (Dallas Jesuit Prep HS)
19	Caro, Ryan	5-7	172	WR	JR	De Soto, Texas (De Soto HS)	80	Neal, Joshua	5-11	182	WR	JR	Hayward, Calif. (San Francisco City College)
20	Carter, Quinton	6-1	200	DB	SR	Las Vegas, Nev. (Cheyenne HS)	7	Nelson, Corey	6-1	208	LB	FR	Dallas, Texas (Skyline HS)
21	Clay, Brennan	5-11	192	RB	FR	San Diego, Calif. (Scripps Ranch HS)	3	Nelson, Jonathan	5-11	188	DB	SR	Arlington, Texas (Summitt HS)
14	Colvin, Aaron	5-11	176	DB	FR	Owasso, Okla. (Owasso HS)	41	New, Josh	6-2	238	TE	JR	Lubbock, Texas (Coronado HS)
48	Crow, Brandon	6-1	242	FB	SR	Comanche, Okla. (Comanche HS)	5	Nimmo, John	6-2	210	QB	SR	Ponca City, Okla. (Ponca City HS)
62	Driskill, David	6-2	250	DE	FR	Oklahoma City, Okla. (Casady HS)	93	Noble, Daniel	6-3	281	DT	FR	Flower Mound, Texas (Marcus HS)
94	Easley, Bryce	6-1	206	K	RS-FR	Norman, Okla. (Norman North HS)	43	O'Hara, Patrick	6-0	185	K	SO	Topeka, Kan. (Washburn University)
75	Evans, Tyler	6-5	316	OL	SO	Strafford, Mo. (Strafford HS)	42	Paulsen, Jesse	6-0	193	DB	SO	Albuquerque, N.M. (New Mexico)
10	Favors, Rashod	6-0	230	LB	FR	Fort Worth, Texas (Dunbar HS)	96	Peterson, Torrea	6-3	295	DT	FR	San Antonio, Texas (East Central HS)
22	Finch, Roy	5-8	180	RB	FR	Niceville, Fla. (Niceville HS)	3	Powell, Joe	5-11	162	WR	FR	Dallas, Texas (Skyline HS)
32	Fleming, Jamell	5-11	191	DB	JR	Arlington, Texas (Seguin HS)	27	Proctor, Sam	6-0	216	DB	JR	Pearland, Texas (Pearland HS)
40	Franklin, Aaron	6-1	205	LB	FR	Marshall, Texas (Marshall HS)	47	Ratterree, Trent	6-3	246	TE	JR	Weatherford, Okla. (Weatherford HS)
31	Franklin, Daniel	6-2	219	LB	SO	Mount Airy, Ga. (Habersham Central HS)	78	Reed, Jake	6-7	296	OL	RS-FR	Ardmore, Okla. (Ardmore HS)
9	Franks, Trey	5-10	190	WR	FR	Orange, Texas (West Orange-Stark HS)	16	Reynolds, Jaz	6-2	192	WR	SO	Houston, Texas (Eisenhower HS)
45	Gastelum, Caleb	6-1	208	LB	FR	Claremore, Okla. (Home School)	57	Sawatzky, Kale	6-2	215	LB	FR	Weatherford, Okla. (Weatherford HS)
77	Good, Stephen	6-6	299	OL	JR	Paris, Texas (Paris HS)	39	Schooley, Dillon	5-11	171	DB	FR	Oklahoma City, Okla. (Putnam City North HS)
85	Grissom, Geneo	6-4	233	DE	FR	Hutchinson, Kan. (Hutchinson HS)	60	Serruto, Drew	6-4	299	OL	SO	Centerville, Ohio (Eastern Michigan)
61	Habern, Ben	6-3	292	OL	SO	Argyle, Texas (Liberty Christian HS)	74	Shead, Adam	6-3	330	OL	FR	Cedar Hill, Texas (Cedar Hill HS)
82	Hanna, James	6-4	237	TE	JR	Flower Mound, Texas (Flower Mound HS)	11	Sherrard, Ben	6-4	214	QB	SO	Arlington, Texas (Lamar HS)
30	Harris, Javon	5-11	212	DB	SO	Lawton, Okla. (MacArthur HS)	14	Sosanya, John	5-11	179	WR	SO	Oklahoma City, Okla. (Bishop McGuinness HS)
15	Harris, Lamar	6-1	187	DB	SO	Gilmer, Texas (Gilmer HS)	59	Stephenson, Donald	6-6	309	OL	JR	Blue Springs, Mo. (Blue Springs HS)
29	Hayes, Quentin	6-0	169	DB	FR	Lancaster, Texas (Lancaster HS)	17	Stevens, Jimmy	5-6	167	K	JR	Oklahoma City, Okla. (Heritage Hall HS)
8	Haynes, James	6-0	183	DB	FR	Orange, Texas (West Orange-Stark HS)	4	Stills, Kenny	6-0	183	WR	FR	Encinitas, Calif. (La Costa Canyon HS)
89	Haywood, Austin	6-3	237	TE/HB	FR	Moore, Okla. (Southmoore HS)	81	Symonds, Nyko	5-10	160	WR	FR	Oklahoma City, Okla. (Southmoore HS)
58	Humphrey, Eric	6-2	292	DT	FR	Dallas, Texas (Parish Episcopal HS)	86	Taylor, Adrian	6-4	302	DT	SR	Mansfield, Texas (Mansfield HS)
18	Hunnicuttt, Michael	6-1	190	K	FR	Richardson, Texas (Pearce HS)	71	Thompson, Tyrus	6-4	311	OL	FR	Pflugerville, Texas (Pflugerville HS)
19	Hurst, Demontre	5-9	178	DB	SO	Lancaster, Texas (Lancaster HS)	13	Trice, Marcus	5-8	186	DB	SO	Mesquite, Texas (Mesquite HS)
5	Ibiloye, Joseph	6-3	215	LB	SO	Garland, Texas (South Garland HS)	53	Walker, Casey	6-2	301	DL	SO	Garland, Texas (Garland HS)
64	Ikard, Gabe	6-4	282	OL	RS-FR	Oklahoma City (Bishop McGuinness HS)	91	Washington, R.J.	6-3	244	DE	SO	Fort Worth, Texas (Keller Fossil Ridge HS)
68	Irwin, Bronson	6-4	316	OL	FR	Mustang, Okla. (Mustang HS)	36	Way, Tress	6-1	220	K	SO	Tulsa, Okla. (Union HS)
1	Jefferson, Tony	5-11	198	DB	FR	Chula Vista, Calif. (Eastlake HS)	31	Whaley, Dominique	6-0	195	RB	SO	Lawton, Okla. (Langston)
72	Jeffries, Tavaris	6-4	309	OL	SR	Memphis, Tenn. (Coahoma CC)	52	Williams, Damon	6-2	329	DT	FR	Irving, Texas (Nimitz HS)
87	Johnson, Lane	6-6	264	TE	SO	Groveton, Texas (Kilgore College)	79	Williams, Daryl	6-5	300	OL	FR	Lake Dallas, Texas (Lake Dallas HS)
25	Jones, Emmanuel	5-11	198	DB	SR	Tulsa, Okla. (Northeastern Oklahoma)	2	Wilson, Julian	6-2	176	DB	FR	Moore, Okla. (Southmoore HS)
76	Jones, Jarvis	6-7	277	OL	JR	Richmond, Texas (LSU)	67	Wilson, Matt	6-4	221	DE	JR	Winston Salem, N.C. (North Forsythe HS)
12	Jones, Landry	6-4	219	QB	SO	Artesia, N.M. (Artesia HS)	86	Winchester, James	6-4	205	DS	JR	Washington, Okla. (Washington HS)
6	Kenny, Cameron	6-1	193	WR	SR	Dacula, Ga. (Garden City CC)	50	Woods, Austin	6-4	298	OL	FR	Rockwall, Texas (Rockwall-Heath HS)
90	King, David	6-5	258	DE	SO	Houston, Texas (Strake Jesuit Prep)	21	Wort, Tom	6-1	225	LB	RS-FR	New Braunfels, Texas (New Braunfels HS)
41	Lee, Erik	6-2	205	LB	RS-FR	Oklahoma City, Okla. (Casady HS)							
51	Lepak, Brian	6-4	299	OL	SR	Claremore, Okla. (Colorado State)							
56	Lewis, Ronnell	6-2	240	LB	SO	Dewar, Okla. (Dewar HS)							