



# OKLAHOMA

Kenny Mossman, Sr. Associate AD for Communications  
 180 W. Brooks Suite 2525, Norman, OK 73019  
 O: (405) 325-8231 | C: (405) 249-5891 | F: (405) 325-7623  
 kmossman@ou.edu | www.SoonerSports.com

## 2006 OU SCHEDULE

09.02	UAB	TBS	W, 24-17
09.09	WASHINGTON	ABC	W, 37-20
09.16	at Oregon	ABC	L, 34-33
09.23	MIDDLE TENN.	PPV	W, 59-0
10.07	Texas (at Dallas)	ABC	L, 28-10
10.14	IOWA STATE	FSN	W, 34-9
10.21	COLORADO	FSN	W, 24-3
10.28	at Missouri	ABC	W, 26-10
11.04	at Texas A&M	ABC	W, 17-16
11.11	TEXAS TECH	FSN	W, 34-24
11.18	at Baylor	FSN	W, 36-10
11.25	at Oklahoma State	FSN	W, 27-21
12.2	Nebraska*	ABC	7 p.m.

\* Dr Pepper Big 12 Championship at Kansas City

## OKLAHOMA COACHES

Bob Stoops (f)	Head Coach
Brent Venables (f)	Assoc. HC/DC/LB
Kevin Wilson (p)	OC/TE/FB
Bobby Jack Wright (f)	Asst HC/Co-DC/DB
Kevin Sumlin (p)	Co-OC/WR
Cale Gundy (f)	RC/RB
Josh Heupel (f)	QB
James Patton (f)	OL
Jackie Shipp (f)	DL
Chris Wilson (p)	DE

Game location: f - field, p - press box

## TELEVISION/ABC

Mike Patrick, play-by-play  
 Todd Blackledge, analyst  
 Holly Rowe, sideline



## RADIO/SOONER NETWORK

Bob Barry, Sr., play-by-play  
 Merv Johnson, analyst  
 Mark Rodgers, sideline  
 Michael Dean, producer



## Sooners Win Fifth Big 12 South Division Title, Take Aim at 40th Conference Championship



### OKLAHOMA SOONERS

10-2, 7-1

#### IN THE POLLS

10 USA Today/Coaches  
 8 Associated Press

#### LEADERS

Rushing: A. Patrick  
 143/665/3  
 Passing: P. Thompson  
 166-270-7/2,169/18  
 Receiving: M. Kelly  
 52/851/8  
 Tackles: R. Alexander  
 95 TT/10.5 TFL/3 FF



### NEBRASKA CORNHUSKERS

9-3, 6-2

#### IN THE POLLS

18 USA Today/Coaches  
 19 Associated Press

#### LEADERS

Rushing: B. Jackson  
 168/881/7  
 Passing: Z. Taylor  
 196-315-4/2,789/24  
 Receiving: T. Nunn  
 37/552/3  
 Tackles: S. Bradley  
 67 TT/5 TFL/3 FR

## SETTING THE SCENE

Date: Saturday, Dec. 2, 2006  
 Location: Kansas City, Mo.  
 Kickoff: 7 p.m., CDT  
 Stadium: Arrowhead Stadium  
 Stadium Capacity, Surface: 79,451, Natural grass  
 OU Travel Plans: The Sooners will depart Oklahoma City Friday via air charter and return immediately following the game.

## PLAYER TO WATCH

WR/KR Juaquin Iglesias has scored a touchdown in each of the last two games. The sophomore from Killeen, Texas, returned a kickoff 88 yards for a touchdown at Baylor two weeks ago, then made an acrobatic catch on a 13-yard TD at Oklahoma State last week. He is one of three sophs starting in the OU receiving corps.



## THE GAME

Oklahoma and Nebraska meet with an automatic Bowl Championship Series bid on the line. OU's 27-21 win at Oklahoma State last Saturday, the seventh straight for the Sooners, coupled with Texas' loss to Texas A&M one day earlier, pushed the Sooners to the divisional championship.

## THE SERIES

Oklahoma leads it, 42-37-3, and has won the last two meetings between the two. This marks the third consecutive season that the teams have played. They have not met on a neutral field since Jan. 1, 1979, when the Sooners prevailed in the Orange Bowl, 31-24.

## THE COACHES

Oklahoma: Bob Stoops (Iowa '83) is 85-18 in his eighth season with the Sooners. He is 4-3 in bowls, 3-2 in January Bowls, 2-2 in BCS games, 56-11 vs. the Big 12, 31-8 vs. the Big 12 South, 25-3 vs. the Big 12 North, 3-1 in the Big 12 title game, 29-7 vs. non-conference opponents, 47-2 at home, 25-9 on the road, 13-7 on neutral fields and 24-9 vs. ranked opponents. He is 3-1 vs. Nebraska.  
 Nebraska: Bill Callahan (Illinois Benedictine '78) is 22-13 in his third season with the Cornhuskers.

## THE PROGRAM

■ Oklahoma's all-time record is 767-291-53. ■ The Sooners own seven national championships (1950, 1955, 1956, 1974, 1975, 1985, 2000). ■ OU has 39 bowl appearances (No. 7 nationally) with 24 victories (No. 3 nationally). ■ Oklahoma has won 39 conference titles. ■ Since 1950, Oklahoma is the most successful college football program with 523 victories. ■ Some 141 All-Americans and four Heisman Trophy winners have come from the Oklahoma program.

**OU MEDIA RELATIONS STAFF**

Kenny Mossman\* Sr. Assoc. Athletics Dir.  
 E-mail kmossm@ou.edu  
 Mike Houck Assoc. Media Relations Dir.  
 E-mail mhouck@ou.edu  
 Chris Freet\* Assoc. Media Relations Dir.  
 E-mail cfreet@ou.edu  
 Craig Moran Asst. Media Relations Dir.  
 E-mail cmoran@ou.edu  
 Jessica Summers Asst. Media Relations Dir.  
 E-mail jlsummers@ou.edu  
 Jared Thompson Asst. Media Relations Dir.  
 E-mail jaredthompson@ou.edu  
 Debbie Copp Publications Coordinator  
 E-mail dcopp@ou.edu

\* denotes main football contacts

Office Phone 405.325.8231  
 Office FAX 405.325.7623

Mailing Address  
 OU Athletics Media Relations  
 McCasland Center - OMS 2525  
 180 W. Brooks  
 Norman, OK 73019

**BIG 12 TELECONFERENCE**

This call is available to media only each Monday. To receive the parameters, contact Big 12 Conference office at 214.742.1212.

Here is the order of participants ...

- 10:00 -- Mark Mangino, Kansas
- 10:10 -- **Bob Stoops, Oklahoma**
- 10:20 -- Mike Gundy, Oklahoma State
- 10:30 -- Ron Prince, Kansas State
- 10:40 -- Gary Pinkel, Missouri
- 10:50 -- Mike Leach, Texas Tech
- 11:00 -- Guy Morriss, Baylor
- 11:10 -- Dan McCarney, Iowa State
- 11:20 -- Mack Brown, Texas
- 11:30 -- Dennis Franchione, Texas A&M
- 11:40 -- Dan Hawkins, Colorado
- 11:50 -- Bill Callahan, Nebraska
- Noon -- Selected Student-Athletes

**BIG 12 SATELLITE FEED**

In cooperation with Fox Sports, the Big 12 provides a weekly highlights uplink each Tuesday from Aug. 29-Dec. 12 from 3:30-4:30 p.m CT. Coordinates are: Galaxy 3C, Transponder 21 (C Band), Frequency 4120 mhz (vertical).



**GAME WEEK AVAILABILITY**

Monday*	Tuesday*^#	Wednesday	Thursday	Friday
Bob Stoops on Big 12 Conference Call (10:10 a.m.) Offensive Players and coaches available for post-practice interviews (approx 6:15 p.m.).	Media luncheon (11:30 a.m.), East Side Stadium Club. Defensive Players and coaches available for post-practice interviews (approx. 6:15 p.m.).	Coaches only available for post-practice interviews (approx. 6:30 p.m.).	No availability	No availability.

\* Some players have evening classes and are not available. ^Coach Stoops' radio show is Tuesday evenings and he generally has little if any post-practice availability at that time. # Players and coaches who appear at the media luncheon on not available after the Tuesday practice.

**WEEKLY MEDIA LUNCHEON**

Each Tuesday during the season OU hosts a media luncheon inside the Kerr McGee Stadium Club (east side) at Gaylord Family - Oklahoma Memorial Stadium. The luncheon begins at 11:15 a.m., with comments from the head coach of OU's opponent that week (by speaker phone if the coach is available). Lunch is served at 11:30 a.m., and OU head coach Bob Stoops steps to the podium at 12 p.m. A limited number of Sooner players are on hand for interviews.

**CREDENTIALS**

Requests for credentials are taken online. To receive the link to the web site, e-mail Kenny Mossman at kmossm@ou.edu. Requests must be submitted by a sports director/editor at least eight days prior to the contest. Media attending games will have passes scanned and must show government issued photo identification upon entering the stadium. If the name on the credential and the photo ID do not match, the credential will be voided.

**FOR MEDIA ONLY**

The University of Oklahoma Athletics Media Relations office operates a media-only website to assist in covering Sooner sports. The site is valuable for reporters, but also to desk personnel needing stock photographs or similar support. For information on accessing the site, contact Kenny Mossman.

**PRACTICE**

All practice sessions are closed to media and public unless otherwise posted. On days when post-practice interviews are conducted, media should gather outside the practice site 10-15 minutes before the workout is complete. Requests for interviews will be recorded at that time and members of the athletics media relations staff will escort media into the practice facility at the appropriate time.

**INTERVIEWS**


All interview requests should be submitted to the OU Athletic Media Relations Office ...

- **Head Coach** Bob Stoops will do general interviews following practice on Monday. All other requests must be submitted to Kenny Mossman.
- **Assistant Coaches:** The coaches are available after the Monday-Wednesday practices (coordinators who appear at the Tuesday luncheon are not available that day).
- **Players:** All interviews with players will take place at the media luncheon or after practice on Monday (offense) and Tuesday (defense). Media should request players at least 24 hours in advance. Those who attend the media luncheon are not available after Tuesday's practice.
- **Post-Game:** The OU locker room is closed at all times. Head coach Bob Stoops and several Sooners players will be brought to designated areas. After home games, the interview area is the Switzer Center's Red Room, located under the south end zone grandstand.

**TEAM COMPARISON**

	<i>OU</i>	<i>Opp.</i>
Points Scored	30.1	33.9
Points Allowed	16.0	18.9
First Downs	18.4	20.9
Rushing Yards	188.7	183.2
Rushing Defense	99.0	126.9
Passing Yards	182.0	250.8
Passing Defense	174.1	219.8
Total Offense	370.7	434.0
Total Defense	273.1	346.8
Int. thrown/Opp Int. Thrown	7/14	4/11
Sacks by/Allowed	20/13	25/25
Kickoff Return Avg.	24.4	17.3
Punt Return Avg.	8.5	8.4
Fum. Lost/Gained	21/10	14/11
Penalties	5.0/38.4	5.4/45.4
Opp. Combined Record	60-62	58-51
No. of I-AA Opponents	0	1

**OU HONORS GAUTT**



This season, Oklahoma honors the late Prentice Gaunt. It was 50 years ago this season (1956) that Gaunt became the first black football player at OU. Gaunt, an Academic All-American during his playing days, went on to a successful career as a college administrator. He wore No. 38 on his jersey at Oklahoma. That number was not issued for this season. The Sooners are wearing a No. 38 decal (pictured below) on their helmets.



**OKLAHOMA AND THE BIG 12 CHAMPIONSHIP GAME**

**2000:** Oklahoma thwarted Kansas State at Kansas City, 27-24. The Sooners then completed a 13-0 national championship with a 13-2 win over Florida State in the Orange Bowl.

**2002:** OU earned its first trip to the Rose Bowl with a 29-7 win over Colorado at Houston.

**2003:** Oklahoma, ranked No. 1 at the time, was upset by Kansas State, 35-7, at Kansas City.

**2004:** Playing at Kansas City for a second straight season, Oklahoma whipped Colorado, 42-3.

■ This is Oklahoma's fifth trip to the title game, that's tops in the league ahead of Texas' four.

■ Oklahoma also leads with five Big 12 South titles, ahead of Texas' four and A&M's two.

■ Oklahoma has won more Big 12 Championship games than any other team in the league with three. Nebraska and Texas both have two.

■ Oklahoma has won all three of its Big 12 title games in even years.

■ For this year's game, Oklahoma is the home team and will wear its crimson jerseys.

■ In its history, OU has played four games in Kansas City -- three title games and a regular season tilt vs. Kansas in 2005. All have been played at Arrowhead and the Sooners are 3-1.

**SOONERS, HUSKERS RECENTLY**

Even though they didn't meet in the 2006 regular season, this marks the third straight season in which Oklahoma and Nebraska have played. The Sooners won in Norman in 2004, 30-3, then triumphed at Lincoln last season, 31-24. The two are not scheduled to play again until 2008.

**COMMON OPPONENTS**

Oklahoma and Nebraska have six common opponents this season ...

**Oklahoma**

- Texas at Dallas (L, 28-10, 4th game)
- Iowa State at Norman (W, 34-9, 6th game)
- Colorado at Norman (W, 24-3, 7th game)
- Missouri at Columbia (W, 26-10, 8th game)
- Texas A&M at Coll Sta. (W, 17-16, 9th game)
- Okla. St., at Stillwater (W, 27-21, 12th game)

**Nebraska**

- Texas at Lincoln (L, 22-20, 8th game)
- Iowa State at Ames (W, 28-14, 6th game)
- Colorado at Lincoln (W, 37-14, 12th game)
- Missouri at Lincoln (W, 34-20, 10th game)
- Texas A&M at Coll Sta. (W, 28-27, 11th game)
- Okla. St., at Stillwater (L, 41-29, 9th game)

**SOONERS SCORE ANOTHER "10"**

This is Oklahoma's 29th 10-win season. That's tops in the nation, one ahead of Alabama.

**STREAKING AGAINST THE NORTH**

Oklahoma has swept its three regular season games against the Big 12 North Division in five consecutive seasons. The regular season streak against the North stands at 15 games while the overall streak, including the Big 12 title game, stands at nine.

**OKLAHOMA'S MOST RECENT GAME**

Oklahoma notched its fourth straight win over Oklahoma State, 27-21, at Stillwater, last Saturday. The win moved OU to a 78-16-7 advantage in the nation's most lop-sided in-state series ...

■ Oklahoma rolled up a season-high 238 yards on the ground, including 163 on 23 carries by Allen Patrick. The junior, who had missed the two previous games with an ankle injury, bolted 65 yards for a touchdown on the first play of the second half.

■ Oklahoma State marched for a touchdown on its first drive, then the Sooners did the same. OU added another touchdown with 1:08 remaining in the first half and was not headed again.

■ The Sooners did not commit a turnover for the first time in six games.

■ OSU was 15.6 points under its scoring average, 51.3 yards under its total yardage average.

**TRENDS**

■ OU is 4-1 when it has more turnovers than its opponent, 3-2 when it has more penalties.

■ In seven games since committing 11 penalties against Texas, the Sooners have a total of 27.

■ Six of Oklahoma's last nine opponents failed to reach 90 yards rushing.

■ OU is plus 35:56 in time of possession this season -- nearly six minutes more than a half.

■ Nine times OU had driven the ball for longer than five minutes to get a score.

■ The Sooners have logged more than 400 total yards in two of the last three games.

■ Oklahoma has rushed for more than 220 yards in four of its last five games.



**WATCH FOR THESE GUYS**

*Sooners on awards watch lists thus far ...*

Bednarik Award	Rufus Alexander
Butkus Award	Rufus Alexander
Hendricks Award	C.J. Ah You, Larry Birdine
Lott Award	Rufus Alexander
Lombardi Award	Rufus Alexander
Maxwell Award	Adrian Peterson
Nagurski Award	Rufus Alexander
Thorpe Award	Reggie Smith
Walker Award	Adrian Peterson

**NUMBER CHANGES**

*Several Oklahoma players have changed jersey numbers since the media guide was issued. Here is the list of changes ...*

	<i>New</i>	<i>Old</i>
Chris Brown	29	24
Alan Davis	32	95
Jermaine Gresham	18	2
Joey Halzle	15	11
Manuel Johnson	1	6
Mossis Madu	17	13
DeMarco Murray	7	3
Dane Zaslav	45	40

**ALL-TIME AP POLL LEADERS**

*A look at the teams that have been ranked the most times in the AP's weekly top 25 ...*

Michigan	740
Ohio State	714
Notre Dame	699
OKLAHOMA*	636
USC	634
Nebraska	633
Texas	618
Alabama	606
Tennessee	543
Penn State	540

*Oklahoma and Notre Dame are tied for most weeks at No. 1 (95).*

**ACTIVE OU STREAKS**

104 - Games in which OU scored a touchdown.
55 - Televised games.
49 - Home sellouts.
25 - Rufus Alexander's starts (longest on team).
7 - Seasons to a bowl game.
5 - Years OU has had a 1st round NFL draft pick.
2 - Seasons with a 1,000-yard rusher.

**OU BY THE NUMBERS**

71,000 - Season tickets holders for OU football.
24,038 - Combined population of the four towns that produced OU's four Heisman winners.
143 - National TV games that showed OU.
121 - Number of games OU scored 50 points.
63 - National award winners produced by OU.
43 - Game in Stoops era won by 20 or more pts.
29 - OU seasons with 10 or more victories.
18 - Number of states represented on OU roster.

**FOURTH STRINGERS, KEEP YOUR HELMETS HANDY**

Twice over the last two seasons Oklahoma's fourth-string running back has led the team in rushing. Against Texas Tech this season, fourth-stringer Chris Brown led with 16 rushes for 84 yards and two touchdowns. Last year, when Adrian Peterson and two others were unavailable for the Baylor game, Jacob Gutierrez had 30 attempts for 173 yards and two TD. The Sooners won both of those games.

**WITH SIX GAMES TIED BEHIND HIS BACK**

Adrian Peterson is under the 75% games played rule to be included in NCAA or Big 12 stats. There is still only one Big 12 rusher with more total yards than Peterson's 935. Kansas' Jon Cornish has 1,457. Had Peterson maintained his average of just over 155 yards/game, he would be at 1,860.

**SOONERS KEEP THEIR BALANCE**

Noted for its offensive balance under Bob Stoops, Oklahoma is at it again this season. The Sooners have 2,264 rushing yards and 2,184 passing yards, a difference of only 80 yards.  
 ■ OU finished within one yard of perfect balance last season -- 2,130 rushing, 2,131 passing.

**ROSTER WRITINGS**

■ This Sooner team has just 11 seniors, the lowest number of Bob Stoops' tenure. The previous low was 12 by the 2001 squad. Only 10 of the 11 are on scholarships.  
 ■ Last season, OU ranked No. 7 nationally by playing 12 true freshmen. This season, eight true frosh played. Three true freshmen with starts this season are C Chase Beeler, RT Trent Williams and RE Chris Brown.  
 ■ Thirteen of the 22 position players that started the most recent game have at least two years of eligibility remaining. That also is true of 30 of the 48 players that saw action.


**OKLAHOMA TACKLES FULL SLATE OF I-A FOES ... AGAIN**

Oklahoma has played exclusive I-A opposition since Bob Stoops' opener in 1999 (a 49-0 win over I-AA Indiana State). This season, OU is the only program in the Big 12 with a full I-A slate.  
 ■ This is the fifth ranked foe OU has played in '06. None of those games have been played in Norman.

**STOOPS ERA YIELDING RECORD-SETTING ATTENDANCE NUMBERS**

With 507,366 in attendance for home games in 2006, Oklahoma has drawn 3,905,029 for Bob Stoops' 49 home games (started in 1999).  
 ■ All 49 have been sold out and the Sooners have prevailed 47 times.  
 ■ This year's average home attendance of 84,561 was the largest in school history, narrowly edging the 2004 average of 84,532. The top seven seasons for OU home attendance have come on Stoops' watch.  
 ■ The crowd of 85,313 for the Texas Tech game was the largest ever to see a sporting event in the state of Oklahoma.  
 ■ OU has exceeded its listed capacity of 82,112 in 23 consecutive games.  
 ■ Since Stoops became the head coach, expansion projects at Gaylord Family - Oklahoma Memorial Stadium have increased the capacity by 9,347 seats.





**PETERSON RUSHES TO TOP**

*Where he ranks on OU's career lists ...*

<b>Rushing Yards</b>	<b>No. 5</b>
1. Billy Sims (1975-79)	4,118
2. Joe Washington (1972-75)	4,071
3. Steve Owens (1967-69)	4,041
4. ADRIAN PETERSON (2004-)	3,968
<b>All-Purpose Yards</b>	<b>No. 8</b>
1. Joe Washington (1972-75)	5,881
4. Steve Owens (1967-69)	4,362
5. ADRIAN PETERSON (2004-)	4,319
<b>Rushing Attempts</b>	<b>No. 4</b>
1. Steve Owens (1967-69)	958
2. Quentin Griffin (1999-2002)	744
3. ADRIAN PETERSON (2004-)	725
<b>100-Yard Games</b>	<b>No. 2</b>
1. ADRIAN PETERSON (2004-)	23
1. Steve Owens (1967-69)	23
<b>200-Yard Games</b>	<b>No. 2</b>
1. Billy Sims (1975-79)	7
2. ADRIAN PETERSON (2004-)	5
2. De'Mond Parker (1996-98)	5
<b>Rushing Touchdowns</b>	<b>No. 9</b>
1. Steve Owens (1967-69)	57
5. ADRIAN PETERSON (2004-)	39

**AD'S LONGEST PLAYS**

- 84 vs. Oklahoma State, 2005 (TD)
- 80 vs. Oklahoma State, 2004 (TD)
- 71 vs. Oklahoma State, 2005 (TD)
- 69 vs. UAB, 2006 (TD)\*
- 61 vs. Texas Tech, 2004
- 59 vs. Texas, 2006#
- 58 vs. Nebraska, 2005
- 53 vs. Iowa State, 2006

*\* Reception, # Kickoff Return*

**ABOUT THE OFFENSE**

- Under Stoops, OU produced its career leader in passing and receiving, while producing the fourth and fifth-ranked rusher in school history and the record-holder for single season rushing.
- Oklahoma has scored at least one touchdown in every game dating back to Nov. 7, 1998.
- On Stoops' watch, OU has 32, 200-yard rushing games with 26 over the last five years.
- Under this coach, OU has 101 TDs of 25+ yards, 218 scoring drives of less than two minutes.

**ONLY THE NAMES HAVE CHANGED**

Oklahoma has survived injuries in its running game like few other teams. Adrian Peterson missed the last six games and Allen Patrick was out for two. Still, consider the statistics of OU's leading rushers in each of the 12 games so far. If Peterson, Patrick and Chris Brown were one player, they'd have these statistics ... 12 games, 333 rushing attempts, 1,791 rushing yards and 16 TD. That's 149.3 yards per game, 5.4 yards per attempt.

**SANS AD**

Because of injury, Adrian Peterson (No. 2 in the nation in rushing and all purpose yards and No. 4 in scoring at the time of his injury) was out for all of last year's Baylor game and more than half of three others. He has missed the last five games of this season. When playing without Peterson, OU is 9-1 and out-rushed each opponent. The Sooners had a 100-yard rusher in six of those 10 games.

- Peterson is one of the greats to play college football, but OU has held up well in his absence this season averaging 171.7 rushing yards per game with him, 208.8 without him.
- Oklahoma ranks No. 14 nationally with 188.67 yards per game.

**PT CRUISIN'**

Paul Thompson, who moved to WR last season, did not return to the QB role until Aug. 3 ...

- His completion rate is 61.5% with 18 TD and seven INT.
- Over the last 45 years, most of which were run-dominated, there have been only four in which a Sooner QB completed 60% of his passes -- two by Jason White and two by Josh Heupel.
- With 2,169 passing yards, he is No. 8 on the OU season list. He is No. 8 on the career list with 2,605. Thompson's 18 TD passes this season rank No. 6, while his 22 career scoring tosses rank No. 6.
- He has at least one TD pass in 10 of the 12 games and multiple scoring throws in eight.
- Since Peterson's injury, Thompson has rushed 33 times for 97 yards and two touchdowns. Prior to the injury, he had 26 rushes for 14 yards.
- Had a string of 14 consecutive completions against Texas Tech.

**SUPER SOPHS CATCHING ON**

- Malcolm Kelly became the fastest OU receiver to 1,000 yards when he did so at Missouri, the 19th of his career. He has TD receptions in all but four games. Kelly tied the school record for receptions in a game with 11 against Texas Tech. He ranks No. 4 for a season in receiving yards with 851, No. 13 for a career with 1,322. His 52 receptions rank No. 8 in a season.
- Juaquin Iglesias has 33 catches with four or more grabs in four games.
- Manuel Johnson got his first career start in the game against Colorado. He established career highs with eight catches for 67 yards against Texas Tech. He also had a TD in that game.

**DRIVEN**

By time, OU has had its longest scoring two drives of the season over the last four games. The Sooners had a 14-play march against Texas Tech that ate up 6:57. At Oklahoma State, OU held the ball 6:12 while moving 80 yards in 13 plays.

**TRENCH TALK**

OU lost four seniors (two were drafted) who gobbled up 41 starts last season in the offensive line. The current starters include three sophomore and one true freshman, none of whom red-shirted. Two true frosh have starts -- C Chase Beeler and RT Trent Williams.

**STOOPS ERA DEFENSIVE TD'S**

2006

Reggie Smith 42-yard INT vs. Baylor  
Zach Latimer 22-yd. INT vs. Middle Tennessee

2005

Chijioke Onyenegecha 63-yd. INT vs. Neb.  
D.J. Wolfe 65-yd. INT vs. Kansas  
Clint Ingram 48-yd. INT vs. Tulsa

2004

Lance Mitchell 28-yd. FR vs. Kansas

2003

Eric Bassey 34-yd. INT vs. UCLA  
Jonathan Jackson 21-yd. INT vs. Texas  
Derrick Strait 17-yd. FR vs. Texas A&M

2002

Eric Bassey 45-yd. FR vs. Alabama  
Antonio Perkins 50-yd. INT vs. UTEP  
Michael Hawkins 45-yd. INT vs. UTEP  
Derrick Strait 75-yd. INT vs. Baylor

2001


Rocky Calmus 14-yd. FR vs. North Carolina  
Derrick Strait 47-yd. INT vs. North Carolina  
Cory Heinecke 69-yd. FR vs. Air Force  
Roy Williams 18-yd. FR vs. Kansas St.  
Teddy Lehman 2-yd. INT vs. Texas

2000

Roy Williams 35-yd. INT vs. UTEP  
Rocky Calmus 41-yd. INT vs. Texas  
Derrick Strait 32-yd. INT vs. Nebraska  
Torrance Marshall 41-yd. INT vs. TAMU  
J.T. Thatcher 85-yd. INT vs. Texas Tech

1999

Mike Woods 43-yd. INT vs. Oklahoma St.



D.J. Wolfe

**ABOUT THE DEFENSE**

■ Oklahoma has forced at least one turnover in 92 of Bob Stoops' 103 games and has at least one interception in 68 of the last 90. OU has multiple picks in 25 of its last 58 outings.  
■ Opponents completed 50 percent of their passes in less than half of the Stoops-coached games -- 49 times in 103 games.  
■ Oklahoma has nine shutouts under its current head coach. Opponents failed to score more than seven points 27 times and scored less than 14 points 52 times against OU.  
■ With 11 starters in 12 games last season there were 132 combined starting assignments. Ninety-six of those return among the personnel on hand for the 2006 season.

**RAISING THE RUF**

LB Rufus Alexander, Oklahoma's leading tackler for a second straight season, is climbing the career list for tackles by OU linebackers. With 275, Alexander is No. 17 on a list that includes four Butkus Award winners. OU has produced more Butkus winners than any other program. Alexander needs one more tackle to move ahead of Mike Coats (1990-93) for the No. 16 position.  
■ Alexander is trying to become the first player to lead the Sooners in tackles in consecutive seasons since Rocky Calmus did it three in three straight from 1999-2001.

**HANDS-ON DEFENSE**

Oklahoma defenders have touched the ball a total of 74 times in the form of 50 pass deflections, 14 interceptions and 10 fumble recoveries. Of those 74, 40 (54.1%) have occurred over the last five games. In those five games, OU has 29 PBU, eight interceptions and three fumble recoveries.

**RANKINGS REBOUND**

It has been a quantum leap forward for the Oklahoma defense during this season to the form that has been common under Bob Stoops' leadership.

- After that Oregon game, Oklahoma ranked No. 97 in total defense. Now the Sooners rank No. 14.
- After the Oregon game, Oklahoma ranked No. 89 in passing defense. Now the Sooners rank No. 27.
- After the Oregon game, Oklahoma ranked No. 82 in pass efficiency defense. Now the Sooners rank No. 25.
- After the Oregon game, Oklahoma ranked No. 75 in scoring defense. Now the Sooners rank No. 18.
- After the Oregon game, Oklahoma ranked No. 94 in rushing defense. Now the Sooners rank No. 19.

**RIP AND RUN**

Oklahoma has 14 interceptions with a return average of 13.3 yards and two touchdowns. Last year, Oklahoma returned its 13 interceptions for 220 yards, an average of 16.9 yards, and three TD. The return average was third-highest in the Stoops era. The 2003 team set the standard with a 21.5-yard average on 24 picks.



**THEN AND NOW**

In the nine games (MTSU, Texas, Iowa State, Colorado, Missouri, A&M, Tech, Baylor and OSU) since giving up 501 yards of total offense at Oregon, the Sooners have tightened up defensively ...

*First 3 Games*

Points	23.7
Touchdowns	2.7
First downs	14.7
Plays	67.0
Rushing Yards	165.7
Passing Yards	230.1
Comp. Pct.	58.4%
Total Yards	396.3
Takeaways	2.0
Third Down Conv.	39%

*Last Nine Games*

Points	13.4
Touchdowns	1.7
First downs	13.0
Plays	57.9
Rushing Yards	76.8
Passing Yards	155.8
Comp. Pct.	48.5%
Total Yards	232.0
Takeaways	1.98
Third Down Conv.	28.7%

**NOWHERE TO RUN**

*Bests vs. the rush under Stoops.*

*Asterisks denote 2006 games ...*

Baylor*	-48	2006
Texas Tech	-7	2001
Texas	-7	2000
Colorado	-4	2004
Kansas State	1	2004
Washington St.	4	2002
Kansas	11	2005
Texas Tech	12	2002
Nebraska	16	2005
Iowa State	17	2002
Texas Tech	21	2000
Middle Tenn.*	22	2006
Kansas State	22	2005
Texas A&M	22	2003
Baylor	26	2004
Texas	27	2001
Texas Tech*	31	2006



**SPECIALTIES**

*A look at the special teams touchdowns and other notable special teams plays during the Stoops era ...*

**2006**

- Juajuan Iglesias 88-yard KOR vs. Baylor (TD).
- Jason Carter blocked punt vs. Missouri (safety).
- Reggie Smith 61-yard PR vs. Middle Tenn. (TD)
- Jason Carter blocked punt vs. Washington.

**2005**

- Faked FG vs. Nebraska with H Cody Freeby pitching to K Garrett Hartley for a six-yard rush (first down).
- Faked FG vs. Kansas with H Cody Freeby passing to Russell Dennison for four yards (first down).
- Faked punt vs. Texas with J.D. Runnels running six yards (first down).

**2004**

- Mark Clayton 50-yard PR vs. Oklahoma St. (TD)
- Antonio Perkins 51-yard PR vs. Houston (TD)

**2003**

- Trey DiCarlo recovered his own onside kick in the second quarter at Colorado.
- Antonio Perkins 69-yard PR vs. Missouri (TD)
- Mark Bradley 100-yard KOR vs. Iowa State (TD)
- Antonio Perkins three PR for TD (74, 84, 65) vs. UCLA
- Faked PAT vs. Fresno St. with Matt McCoy rushing, (2 pt.)
- Blake Ferguson 22-yard pass to Michael Thompson vs. Alabama, 2003 (first down, eventual TD)

**2002**

- Antonio Perkins 51-yard PR vs. Wash. St. (TD)
- Will Peoples recovered blocked punt vs. Texas Tech (TD)
- Terrance Simms recovered blocked punt vs. Iowa St. (TD)
- Chris Chester 14-yard pass from holder Matt McCoy vs. Missouri on a faked field goal (TD)
- Antonio Perkins 82-yard PR vs. UTEP (TD)
- Antonio Perkins 91-yard PR vs. Tulsa (TD)

**2001**

- K Tim Duncan 10-yard run vs. Texas A&M on a faked FG (TD)
- Hunter Wall 33-yard pass from Antwone Savage vs. Kansas State on a faked punt (TD)
- Antwone Savage 88-yard KOR vs. North Carolina (TD)

**2000**

- J.T. Thatcher 60-yard PR vs. Baylor (TD)
- J.T. Thatcher 66-yard PR vs. Arkansas St. (TD)

**1999**

- Brandon Daniels 89-yd. KOR at Notre Dame (TD)
- K Tim Duncan 4-yard pass from Patrick Fletcher vs. Texas on a faked FG (TD)
- Seth Littrell 41-yard run on a faked punt vs. Texas A&M (first down, eventual field goal)
- Jarrail Jackson 70-yard PR vs. Missouri (TD)
- J.T. Thatcher 81-yard PR vs. Okla. St. (TD)

**ABOUT THE SPECIAL TEAMS**

*Oklahoma's special teams under Bob Stoops ...*

- There have been 24 special teams TD, including 17 in the last 54 regular season games. Those 17 came via five different kinds of plays -- 10 punt returns, two faked FG, two blocked punts, two kickoff returns and a faked punt. The special teams also own one safety in that span.
- In total, OU has returned six kickoffs and 13 punts for TD on Stoops' watch (since 1999).
- The Sooners have blocked 20 kicks, including two punts this season by Jason Carter. His block at Missouri this season resulted in a safety.
- Last season OU ran a trick play, blocked a kick or tackled a punter in five of the 12 games.

**MANY HAPPY RETURNS**

Information on returns during the Stoops era ...

- Kickoff Returns -- 46 returns of 25 yards or more with six touchdowns.
- Punt Returns -- 43 returns of 15 or more yards with 14 touchdowns.
- Interceptions Returns -- 58 returns of 10 or more yards with 16 touchdowns.
- Fumble Returns -- Three returns of 15 or more yards with three touchdowns.

**THE 2006 RETURN GAME**

Oklahoma is averaging 24.4 yards on kickoff returns (No. 9 nationally) and 8.5 on punt returns. Last season, the Sooners averaged 18.2 yards on kickoff returns and 7.4 on punt returns.

- Reggie Smith has 30 punt returns for an 8.4-yard average. In the Washington game, he picked up an 82-yard punt and returned it 62 yards. He has two of 25 yards or longer. At Oregon, he had a 55-yard kickoff return. He had a 61-yard return for a TD vs. Middle Tennessee.
- Juajuan Iglesias has been an effective kickoff returner with 10 for a 29.9-yard average. Five of his returns exceeded 30 yards, including an 88-yarder for a TD off a free kick at Baylor.

**GOT-R-COVERED**

Opposing teams have struggled to return kicks against the Sooners. The kickoff return average for the opposition is just 17.0 yards, while the punt return average is a scant 4.6.

- Nine times this season an opponent has started a drive inside its own 20 after a kickoff return.
- Prior to Stoops' arrival, OU foes had averaged at least 22 yards per kickoff return in five straight seasons. Since he arrived, the best opponent average came in 2001 at 18.9.
- If they can maintain their current punt coverage figure, the Sooners will have held their opponents under 5.0 yards for a third straight season.

**THE LONG AND SHORT OF THE PUNTING GAME**

Michael Cohen is handling the long punts for OU and Mike Knall the short ...

- Cohen has 37 of OU's 48 on the season. He is averaging 42.1 yards with six downed inside the 20 (one at the 1). Cohen kicked a career-long 75-yarder against Texas A&M and had a 72-yarder at Baylor.
- Knall has nine punts downed inside the 20 for the season. Used only in short field situations, he has only one touchback in 11 kicks.

**SOONERS HAVE HART-LEY**

K Garrett Hartley is one of three finalists for the Lou Groza Award ...

- Hartley is 17-of-18 on field goals and 42-of-43 on PATs this season. His lone FG miss was blocked. He has kicked off 66 times with 28 touchbacks.
- His field goals made percentage of .944 is No. 2 in the nation among kickers with more than 15 makes.
- The junior ranks No. 11 nationally with 1.55 field goals made per game and No. 14 in scoring with 8.18 points per game.
- He made a career-high four field goals at Oregon.
- Hartley has three career makes of 50 yards or longer. His long for this season is 46, which he has done twice.
- Ranks No. 8 in kick scoring points for a season (93), No. 8 for a career (187). He is No. 4 in field goals in a season (17), No. 7 for a career (32).



**BIGGER, STRONGER, FASTER**

*A look at the leaders in conditioning tests this fall.*

*Boldface indicates team best ...*

**Bench Press**

OL: Chase Beeler, 420 pounds

TE/FB: Joe Jon Finley, 420

**RB: Jacob Gutierrez, 430**

QB: Paul Thompson, 365

WR: Fred Strong, 315

DT: DeMarcus Granger, 420

**DE: John Williams, 430**

LB: Rufus Alexander, 420

DB: Keenan Clayton, 365

**Vertical Jump**

OL: Brandon Walker, 30 inches

TE/FB: Joe Jon Finley, 34

**RB: Adrian Peterson, 39.5**

QB: Paul Thompson, 36

WR: Juaquin Iglesias, 36

DT: Adrian Taylor, 35

DE: Auston English, 35

LB: Demarrio Pleasant, 36.5

DB: Marcus Walker, 38.5\*

\* *Reggie Smith 38, Keenan Clayton 37.5*

**Power Clean**

OL: Chris Messner, 325 pounds

TE/FB: Matt Clapp, Joe Jon Finley, 345

RB: Allen Patrick, 310

QB: Paul Thompson, 320

WR: Quentin Chaney, 325

**DT: Cory Bennett, 430**

DE: C.J. Ah You, 360

LB: Rufus Alexander, 340

DB: Keenan Clayton, 375

**40-Yard Dash**

OL: Chris Messner, 5.05 seconds

TE/FB: Ian Pleasant, 4.67

**RB: Adrian Peterson, 4.37**

QB: Paul Thompson, 4.58

WR: Juaquin Iglesias, 4.45

DT: Cory Bennett, 4.85

DE: C.J. Ah You, 4.70

LB: Lewis Baker, Zach Latimer, 4.56.

DB: Marcus Walker, 4.46

**EXTREMES**

Tallest OL C. Brandon, TE J. Gresham, 6-7

Shortest RB Jacob Gutierrez, 5-6

Heaviest OL George Robinson, 330

Lightest WR Russell English, 170

Oldest DE C.J. Ah You, 7/7/82

Youngest OL Trent Williams, 7/19/88

**DE C.J. Ah You:** Season high six tackles vs. Texas ... two sacks and four TFL at Baylor ... one sack at Oklahoma State.

**LB Rufus Alexander:** Tops Oklahoma with 82 total tackles ... registered five TFL vs. Middle Tennessee ... interception vs. Iowa State.

**LB Lewis Baker:** Recovered a fumble at Oregon ... career-high nine stops at Missouri.

**C Chase Beeler:** Started for an injured Jon Cooper vs. Middle Tennessee

**DT Cory Bennett:** Logged a career-high six tackles against UAB.

**DE Larry Birdine:** Missed the first 11 games last season with a torn left biceps muscle, but came back to play in the Holiday Bowl ... got the first sack Oregon allowed this season.

**OT Brannon Braxton:** The starter at right tackle before suffering a season-ending broken leg against Colorado ... from the same hometown as Bob Stoops -- Youngstown, Ohio.

**DB Jason Carter:** Got his third career blocked punt (and second this season) against Missouri ... started at Oregon and recorded a career-best 10 tackles.

**SS Keenan Clayton:** Started the first two games at strong safety.

**DT Steven Coleman:** Got first career sack (15 yards) and career-high four tackles vs. Texas ... his two sacks, including one a Baylor for -15, have resulted in 30 yards in losses.

**P Michael Cohen:** The long-range punter, he had no attempts vs. Middle Tennessee ... has at least one 50-yard boot in six games.

**C Jon Cooper:** Started first three games then missed the Middle Tennessee game due to injury ... regained starting role for Texas game.

**TE Joe Jon Finley:** Has added 41 pounds since coming to OU ... No. 4 on the team and first among the tight ends with 17 catches.

**DT DeMarcus Granger:** Two stops in each of the first three games.

**TE Jermaine Gresham:** A 22-yard TD reception vs. Middle Tennessee ... a 41-yard reception against Texas.

**RB Jacob Gutierrez:** Knee injury suffered in the Holiday Bowl kept him out of spring practice ... rushed for 173 yards against Baylor last season ... started against Tech.

**QB Joey Halzle:** Mid-year transfer who has displayed an accurate throwing touch.

**DB Nic Harris:** Two interceptions at Oregon, the first of the season for the Ducks ... also got a pick against Middle Tennessee ... hit the QB on a pass that was intercepted by OU vs. Colorado.

**K Garrett Hartley:** See notes elsewhere in this release.

**DB Lendy Holmes:** Switched from WR to CB last spring ... first start at Oregon ... three PBU, an interception and forced fumble at Missouri ... season-high eight tackles at A&M.

**WR Juaquin Iglesias:** Five grabs against Washington for 44 yards ... five catches for 78 yards at Oregon ... four catches for 56 yards and one TD vs. Middle Tennessee ... five for 69 vs. Texas ... 88-yard kick return (free kick) for a touchdown vs. Baylor ... 13-yard TD catch at OSU.



**OKLAHOMA CAPTAINS**

DE C.J. Ah You  
 LB Rufus Alexander  
 OT Chris Messner  
 QB Paul Thompson

**PRESEASON HONOREES**

*Oklahoma players who received preseason honors...*

**HEAD COACH BOB STOOPS**

*The Sporting News Best Coach in the Big 12*

**C.J. AH YOU**

*The Sporting News Top Defensive Ends – No. 11*  
*The Sporting News Preseason 1st-team All-Big 12*  
 Athlon Sports Preseason 3rd-team All-Big 12  
*Street and Smith's All-American, 2nd team*  
 2006 Hendricks Award Preseason Watch List

**RUFUS ALEXANDER**

2006 Athlon Sports All-America Defense  
*The Sporting News Biggest Hitters List*  
*The Sporting News Top OLB – No. 2*  
*The Sporting News Preseason 1st-team All-Big 12*  
*The Sporting News Defensive POY in the Big 12*  
*Street and Smith's All-American, 2nd team*  
 Athlon Sports Preseason 1st-team All-Big 12  
 Bronko Nagurski Trophy Preseason Watch List  
 Chuck Bednarik Preseason Watch List

**LARRY BIRDINE**

Hendricks Award Preseason Watch List  
 Athlon Preseason 1st-team All-Big 12

**JERMAINE GRESHAM**

Athlon Big 12 Impact Newcomers – No. 7

**MALCOLM KELLY**

*The Sporting News Preseason 2nd-team All-Big 12*

**ZACH LATIMER**

Athlon Sports Preseason 2nd-team All-Big 12

**GERALD MCCOY**

CSTV Impact Newcomers in the Big 12  
*The Sporting News Newcomers to Watch*  
*The Sporting News Big 12 Defensive NOY*  
 Athlon Big 12 Impact Newcomers – No. 1

**CHRIS MESSNER**

Athlon Sports Preseason 2nd-team All-Big 12

**CARL PENDLETON**

Athlon Sports 3rd-team All-Big 12

**GEORGE ROBINSON**

Athlon Sports Rising Star

**REGGIE SMITH**

Athlon Preseason 3rd-team All-Big 12  
 Athlon Preseason 1st-team Defense All-Big 12  
 Athlon Preseason 3rd-team Specialist All-Big 12

**WR Manuel Johnson:** Missed opener with an ankle injury, then had one grab for six yards vs. Washington ... two catches vs. Middle Tennessee ... five catches (69 yards) and first career rush against Texas (9 yards) ... TD grab against Colorado ... career highs with six receptions for 87 yards vs. Tech ... had a 32-yard TD grab vs. the Red Raiders ... missed Baylor game with injury.

**WR Malcolm Kelly:** Six grabs for 121 yards vs. Washington ... three for 66 at Oregon with a 31-yard TD ... five receptions for 164 yards and one TD vs. Middle Tennessee -- set OU quarter record with 134 yards (on three catches) in the first ... two TD catches vs. Iowa State ... tied OU record with 11 catches (153 yards, one TD) vs. Texas Tech ... five receptions for 115 yards and one TD at Baylor.

**LB Zach Latimer:** Second on team with 46 tackles ... forced fumble vs. Washington ... had a 22-yard interception return for a TD vs. Middle Tenn., (also had picks against Colorado and Missouri) ... also had two sacks vs. the Blue Raiders ... forced a fumble at OSU on a goal line stand.

**LB Curtis Lofton:** First career start vs. Colorado ... career-best seven tackles at A&M.

**OL Chris Messner:** Starter at left tackle ... played some center vs. Middle Tennessee ... has the highest line grade for the season.

**RB Allen Patrick:** Became the starter when Peterson was injured ... 35 carries for 110 yards and one touchdown ... another 35 carries for 157 yards at Missouri ... 32 rushes for 173 yards and one TD at A&M ... missed Tech and Baylor games with an ankle injury ... 23 rushes for 163 yards and a 65-yard TD at Oklahoma State.

**DT Carl Pendleton:** Career-high two TFL vs. Iowa State ... recipient of the NFF Post-Graduate Scholarship ... has become the legal guardian of his 10-year-old brother, Kierstan.

**RB Adrian Peterson:** See information listed earlier in the release.

**LB Demarrio Pleasant:** The starter at strong side linebacker ... recovered a fumble against Washington ... missed Colorado game with injury ... fumble recovery at OSU.

**FB Ian Pleasant:** Not related to Demarrio Pleasant ... first career reception at Oregon when he had two for 13 yards.

**OL George Robinson:** Soph who could play guard or tackle ... made first start in opener.

**CB Reggie Smith:** Has started for OU at CB, SS, PR and KR ... started 10 games at SS last season as a true freshman ... 62-yard punt return vs. Washington on a punt that traveled 82 yards ... 55-yard KO return and two PBU at Oregon ... 61-yard punt return for TD vs. Middle Tennessee ... two interceptions for 94 yards, including one for a 42-yard TD at Baylor.

**WR Fred Strong:** First three catches of career in the opener ... four in first start (Washington).

**DE Calvin Thibodeaux:** Season-high five tackles vs. Washington and Texas ... first career interception came vs. Texas Tech.

**QB Paul Thompson:** See notes earlier in the release.

**CB Marcus Walker:** Has battled back from two shoulder surgeries and will be a factor at CB ... he has four career starts there ... career-high four PBU at Oregon ... interceptions at Missouri and A&M (19-yard return vs. the Aggies).

**FS Darien Williams:** Career-high 13 tackles vs. Washington ... two sacks vs. Iowa State and one interceptions for 35 yards ... forced fumble at Missouri ... missed OSU game with injury.

**OFFENSE**

POS.	NO.	NAME	HT.	WT.	CL.	SGP	CGP	HOMETOWN
LT	79	Chris Messner***	6-6	280	Sr.	12	41	Frederick, Okla.
	60	Curtis Bailey	6-6	317	Fr.	-	-	Dallas, Texas
LG	72	George Robinson*	6-5	330	So.	12	22	Atlanta, Ga.
	77	Sherrone Moore	6-3	297	Jr.	5	5	Derby, Kan.
C	50	Jon Cooper*	6-2	285	So.	11	19	Fort Collins, Colo
	75	Chase Beeler	6-3	276	Fr.	5	5	Jenks, Okla.
RG	73	Brandon Walker	6-3	306	So.	12	12	Detroit, Mich.
	74	Brian Simmons	6-4	293	RFr.	6	6	Raleigh, NC
RT	71	Trent Williams	6-5	321	Fr.	9	9	Longview, Texas
	63	Noah Hughey	6-3	268	Fr.	-	-	El Reno, Okla.
TE	19	Joe Jon Finley**	6-6	260	Jr.	12	35	Arlington, Texas
	18	Jermaine Gresham OR	6-7	250	Fr.	12	12	Ardmore, Okla.
	83	Brody Eldridge	6-5	248	RFr.	12	12	La Cygne, Kan.
WR	4	Malcolm Kelly*	6-4	217	So.	12	23	Longview, Texas
	81	Fred Strong	6-1	197	So.	8	8	Austin, Texas
WR	9	Juaquin Iglesias*	6-1	201	So.	12	24	Killeen, Texas
	1	Manuel Johnson*	5-11	177	So.	9	19	Gilmer, Texas
QB	12	Paul Thompson***	6-4	214	Sr.	12	35	Leander, Texas
	15	Joey Halzle	6-3	198	So.	2	2	Huntington Beach, Calif.
FB	83	Brody Eldridge	6-5	248	RFr.	12	12	La Cygne, Kan.
	45	Dane Zaslav	6-1	237	Jr.	7	7	Edmond, Okla.
RB	23	Allen Patrick*	6-1	195	Jr.	21	10	Conway, S.C.
	29	Chris Brown	5-10	190	Fr.	4	4	Alexandria, La.

**DEFENSE**

DE	92	Larry Birdine***	6-3	258	Sr.	12	40	Lawton, Okla.
	99	C.J. Ah You*	6-4	275	Sr.	12	24	Highland, Utah
DT	90	Steven Coleman**	6-4	299	Jr.	12	35	Dallas, Texas
	68	Carl Pendleton**	6-5	269	Jr.	12	37	Sapulpa, Okla.
DT	97	Cory Bennett*	6-2	278	So.	12	23	San Antonio, Texas
	96	DeMarcus Granger	6-3	300	RFr.	12	12	Dallas, Texas
DE	58	Calvin Thibodeaux***	6-1	248	Sr.	12	43	Houston, Texas
	91	Alonzo Dotson	6-3	252	Jr.	10	13	Houston, Texas
SLB	40	Curtis Lofton*	6-0	235	So.	12	22	Kingfisher, Okla.
	51	Demario Pleasant**	6-2	231	Jr.	11	30	Lewisville, Texas
MLB	46	Zach Latimer***	6-1	234	Sr.	12	39	Denver, Colo.
	40	Curtis Lofton*	6-0	235	So.	12	23	Kingfisher, Okla.
WLB	42	Rufus Alexander**	6-1	230	Sr.	12	37	Baton Rouge, La.
	16	Lewis Baker**	6-2	210	Jr.	12	35	Carrollton, Texas
CB	24	Marcus Walker	5-10	197	Jr.	12	23	Waco, Texas
	11	Lendy Holmes*	6-1	196	So.	12	22	Dallas, Texas
SS	3	Reggie Smith*	6-1	197	So.	12	24	Edmond, Okla.
	6	Jason Carter	5-10	199	Sr.	12	51	Tulsa, Okla.
FS	41	Darien Williams**	6-0	197	Jr.	11	29	Mesquite, Texas
	20	Quinton Carter	6-1	190	Fr.	6	6	Las Vegas, Nev.
CB	11	Lendy Holmes*	6-1	196	So.	12	22	Dallas, Texas
	25	D.J. Wolfe**	6-0	196	Jr.	11	36	Lawton, Okla.
NB	5	Nic Harris*	6-3	226	So.	11	21	Alexandria, La.
	11	Lendy Holmes	6-1	196	So.	12	22	Dallas, Texas

**SPECIALISTS**

K	10	Garrett Hartley**	5-9	198	Jr.	12	37	Southlake, Texas
	7	Blake Baublets	5-11	175	Fr.	1	1	McKinney, Texas
P	31	Michael Cohen OR	6-0	205	Jr.	11	11	Houston, Texas
	13	Mike Knall	5-9	178	So.	8	8	Scottsdale, Ariz.
KR	9	Juaquin Iglesias*	6-1	201	So.	12	24	Killeen, Texas
	1	Manuel Johnson*	5-11	177	So.	9	19	Gilmer, Texas
KR	3	Reggie Smith*	6-1	197	So.	12	24	Edmond, Okla.
	23	Allen Patrick*	6-0	191	Jr.	10	21	Conway, SC
PR	3	Reggie Smith*	6-1	197	So.	12	24	Edmond, Okla.
	9	Juaquin Iglesias*	6-1	201	So.	12	24	Killeen, Texas
H	16	Hays McEachern*	5-11	180	So.	12	13	Austin, Texas
	13	Mike Knall	5-9	178	So.	8	8	Scottsdale, Ariz.
LS	52	Derek Shaw	6-1	210	Fr.	12	12	Sand Springs, Okla.
	55	Kyle Johnson	6-3	230	So.	-	-	Konawa, Okla.

SGP - season games played, CGP - career games played.

**START CHART**

Offense			
Player	2006	Streak	Career
Peterson (RB)	6	-	22
Messner (LT)	12	22	22
Kelly (WR)	12	21	21
Thompson (QB, WR)	12	12	16
Iglesias (WR)	10	2	14
Finley (TE)	12	12	14
Cooper (C)	11	8	13
Robinson (LG)	12	12	12
B. Walker (RG)	12	12	12
Braxton (RT)	7	-	11
Eldridge (TE)	6	-	6
Gutierrez (RB)	1	-	3
M. Johnson	4	1	4
Patrick (RB)	4	1	4
Williams (RT)	5	5	5
Gresham (TE)	1	-	1
Pleasant (FB)	1	-	1
Strong (WR)	2	-	2
Beeler (C)	1	-	1
Brown (RB)	1	-	1

**Defense**

Player	2006	Streak	Career
Alexander (LB)	12	25	34
Latimer (LB)	12	24	24
Smith (SS/CB)	11	5	21
Pendleton (DT)	2	-	20
Ah You (DE)	8	-	20
Thibodeaux (DE)	5	5	17
D. Williams (FS)	11	-	16
Wolfe (DB)	3	-	14
Birdine (DE)	11	4	12
Bennett (DT)	11	11	12
M. Walker (DB)	9	9	11
Coleman (DT)	10	10	10
Harris (S)	7	3	10
Holmes (CB)	9	7	9
Baker (SS)	-	-	7
Pleasant (LB)	4	-	5
Lofton (LB)	3	1	3
Clayton (SS)	2	-	2
Carter (S)	1	-	1

**Specialists**

Player	2006	Streak	Career
Hartley (K)	12	25	25
Shaw (LS)	12	12	12
Cohen (P)	9	2	9
Knall (P)	3	-	3

**PRONUNCIATIONS**

C.J. Ah You	I-U
Jacob Gutierrez	GOO-tee-air-ez
Joey Halzle	HALLZ-lee
Juaquin Iglesias	WAH-keen EE-glay-see-us
Mike Knall	NALL
Mossis Madu	Moses MUH-doo
Hays McEachern	mack-EECH-urn
Sherrone Moore	SHUH-rone
Adron Tennell	A-dron TUH-nell
Calvin Thibodeaux	TIB-uh-doh

**STOOPS QUICKLY**

Birthdate	Sept. 9, 1960
Hometown	Youngstown, Ohio
High School	Cardinal Mooney, '78
College	B.A., Marketing University of Iowa, '83
Family	wife, Carol daughter, Mackenzie twin sons, Drake and Isaac

**COACHING HISTORY**

1999-Present	Oklahoma, head coach
1996-98	Florida, Asst. Head Coach/Def. Coor.
1991-95	Kansas State, Co-Defensive Coor.
1989-90	Kansas State, Defensive Backs
1988	Kent State, Assistant Coach
1985-87	Iowa, Volunteer Coach
1981-84	Iowa, Graduate Asst. Coach

**HONORS**

2003 Bobby Dodd National Coach of the Year
2003 Walter Camp National Coach of the Year
2003 Woody Hayes National Coach of the Year
2003 AFCA Region IV Co-Coach of the Year
2003 Consensus Big 12 Coach of the Year
2002 AFCA Region IV Co-Coach of the Year
2001 Hula Bowl Head Coach
2000 Associated Press National Coach of the Year
2000 Walter Camp National Coach of the Year
2000 George Munger Award (Maxwell FC)
2000 Woody Hayes National Coach of the Year
2000 <i>Football News</i> Coach of the Year
2000 Consensus Big 12 Coach of the Year
2000 Eddie Robinson/FWAA Coach of the Year
2000 Bear Bryant Coach of the Year

**STOOPS AT OKLAHOMA**

Year	Record	Bowl
2006	9-2	
2005	8-4	Holiday
2004	12-1#	Orange
2003	12-2*	Sugar
2002	12-2#	Rose
2001	11-2	Colton
2000	13-0!	Orange
1999	7-5	Independence

! -- National Champion, Big 12 Champion, Big 12 South Champion; # Big 12 Champion, Big 12 South Champion; \* Big 12 South Champion

History is one tough customer at Oklahoma. The tradition, so rich and so long-standing, is as daunting as it is impressive. To be among the best at Oklahoma is to be among the best in college football.

Such dramatics are lost on Bob Stoops. The Sooner head coach befriended the would-be albatross of OU's successful past from his first day on campus and remains steadfastly focused on tomorrow and the championship it holds.

It falls then to the observers and experts of the game to define Stoops' impact. Rarely have the pundits had it so easy.

Under Stoops, Oklahoma has won 85 games (85-18), spent 69 consecutive weeks in the national rankings, played in seven bowl games, four of the BCS variety, and captured three Big 12 crowns. His 2000 team won the national championship. On a playing field leveled by scholarship limits and parity, this era stares down the Oklahoma standard and does not blink.

The achievement dulls the memory of what Stoops inherited. When he arrived in Norman, the proud Sooner program was five years removed from a winning record, four from bowl play. Those atypical days of angst are so forgotten now that they might as well be mentioned with the land rush and dust bowl.

Stoops has been characterized as a grounded family man, brilliant big-game coach, relentless recruiter, disciplined leader and a person with uncommon perspective. His success emanates from a disciplined style true to his roots in the Steel Valley of Ohio, but he is far from inflexible. The principles to which he holds are the tried and true axioms of the sport ... mixed with cutting edge strategy and an appreciation for the calculated risk.

During his time, OU has produced record-setting passers and receivers, three 1,000-yard rushers, suffocating defense and special teams

units that rank among the most dynamic in the land. Every facet has been impacted.

His players have snagged 16 national awards, including the 2003 Heisman Trophy won by Jason White. There have been 54 academic honorees, 47 All-Big 12 players, 21 All-Americans and 29 NFL draft choices.

Stoops has won a total of 10 national coach

of the year awards and has been Big 12 Coach of the year in three of his six campaigns in Norman.

This is one of the finest coaches in the history of one of college football's most storied traditions.

The son of a coach, Stoops was a four-year starter at Iowa. He began his coaching career in 1983 as a volunteer in the Hawkeye program under Hayden Fry. He worked through the ranks until he became co-defensive coordinator at Kansas State (1991-



95) during Bill Snyder's rein.

With the Wildcats, he played a key role in an impressive turnaround. During his final four seasons there, K-State was 35-12 with three bowl appearances. Eventually, he left for Florida and a three-year stint as Steve Spurrier's defensive coordinator. In 1996, he was part of a national championship team. It was with the Gators that the spotlight found Stoops and made him one of the hottest names in the profession.

Stoops, who was born Sept. 9, 1960, in Youngstown, Ohio, graduated from Iowa in 1983 with a degree in marketing. He and his wife, Carol, have three children: daughter, Mackenzie, and twin sons, Drake and Isaac.

**STOOPS VS. RANKED FOES**

Bob Stoops' teams are a sterling 24-9 against ranked opponents. His Sooners are 13-3 top 10 foes.



**C.J. AH YOU**

Tackles . . . . . 8, Texas, 2006  
 Tackles for loss . . . . . 4, Baylor, 2006  
 Sacks . . . . . 2, twice  
 PBU . . . . . 2, Kansas, 2005  
 Fumble recoveries . . . . . 1, Tulsa, 2005  
 Fumbles forced . . . . . 2, Baylor, 2005

**RUFUS ALEXANDER**

Tackles . . . . . 13, Nebraska, 2005  
 Tackles for loss . . . . . 5, Middle Tennessee, 2006  
 Sacks . . . . . 3, Nebraska, 2005  
 Interceptions . . . . . 1, several  
 PBU . . . . . 2, twice  
 Fumble recoveries . . . . . 1, several  
 Fumbles forced . . . . . 1, several

**LEWIS BAKER**

Tackles . . . . . 9, Missouri, 2006  
 Tackles for loss . . . . . 1, twice  
 Sacks . . . . . 1, Kansas, 2005  
 Fumble recoveries . . . . . 1, Oregon, 2006

**CORY BENNETT**

Tackles . . . . . 6, UAB, 2006  
 Tackles for loss . . . . . 1, several  
 Sacks . . . . . 1, twice

**LARRY BIRDINE**

Tackles . . . . . 8, UCLA, 2003  
 Tackles for loss . . . . . 3, several  
 Sacks . . . . . 3, Baylor, 2004  
 Passes defended . . . . . 1, several  
 Fumble recoveries . . . . . 1, Kansas State, 2004  
 Fumbles forced . . . . . 1, Oregon, 2006

**CHRIS BROWN**

Rushes . . . . . 24, Baylor, 2006  
 Rushing yards . . . . . 169, Baylor, 2006  
 Rushing touchdowns . . . . . 2, Texas Tech, 2006  
 Longest rush . . . . . 40, Texas Tech, 2006

**JASON CARTER**

Tackles . . . . . 10, Oregon, 2006  
 Interceptions . . . . . 1, Texas Tech, 2005  
 PBU . . . . . 1, Oregon, 2006

**KEENAN CLAYTON**

Tackles . . . . . 4, UAB, 2006  
 Tackles for Loss . . . . . 1, UAB, 2006  
 PBU . . . . . 1, UAB, 2006

**MICHAEL COHEN**

Punts . . . . . 5, Oregon, 2006  
 Punting Average . . . . . 51.0 (3), Baylor, 2006  
 Longest Punt . . . . . 75, Texas A&M, 2006

**STEVEN COLEMAN**

Tackles . . . . . 4, Texas, 2006  
 Tackles for loss . . . . . 2, Texas, 2006  
 Sacks . . . . . 1, twice, 2006

**ALONZO DOTSON**

Tackles . . . . . 3, Baylor, 2006  
 Tackles for loss . . . . . 2, Baylor, 2006  
 Sacks . . . . . 2, Baylor, 2006

**JOE JON FINLEY**

Receptions . . . . . 4, UAB, 2006  
 Receiving yards . . . . . 79, UAB, 2006  
 Touchdown receptions . . . . . 1, several  
 Long reception . . . . . 36, Washington, 2006

**DEMARCUS GRANGER**

Tackles . . . . . 5, Texas A&M, 2006  
 Tackles for loss . . . . . 1, Oregon, 2006

**JERMAINE GRESHAM**

Receptions . . . . . 1, several  
 Receiving yards . . . . . 41, Texas, 2006  
 TD receptions . . . . . 1, Middle Tennessee, 2006  
 Long reception . . . . . 41, Texas, 2006

**JACOB GUTIERREZ**

Rushes . . . . . 30, Baylor, 2005  
 Rushing yards . . . . . 173, Baylor, 2005  
 Rushing touchdowns . . . . . 2, Baylor, 2005  
 Receptions . . . . . 2, twice  
 Receiving yards . . . . . 7, Texas, 2005

**GARRETT HARTLEY**

Field goals made . . . . . 4, Oregon, 2006  
 Field goals attempted . . . . . 5, Oregon, 2006  
 Long field goal . . . . . 52, Texas, 2005  
 PAT made . . . . . 6, Colorado, 2004  
 PAT attempted . . . . . 6, Colorado, 2004

**NIC HARRIS**

Tackles . . . . . 8, Oregon, 2006  
 Tackles for loss . . . . . 2, Washington, 2006  
 Sacks . . . . . 1, Kansas State, 2005  
 Interceptions . . . . . 2, Oregon, 2006

**LENDY HOLMES**

Tackles . . . . . 8, Texas A&M, 2006  
 PBU . . . . . 3, Missouri, 2006  
 Interceptions . . . . . 1, Missouri, 2006

**JUAQUIN IGLESIAS**

Receptions . . . . . 5, Oregon, 2005  
 Receiving yards . . . . . 85, Oregon, 2005  
 TD receptions . . . . . 1, three times  
 Long reception . . . . . 34, twice, 2005  
 Longest kickoff return . . . . . 88, Baylor (TD), 2006

**MANUEL JOHNSON**

Receptions . . . . . 6, Texas Tech, 2006  
 Receiving yards . . . . . 87, Texas Tech, 2006  
 Touchdown receptions . . . . . 1, several  
 Long reception . . . . . 55, Oklahoma State, 2005

**MALCOLM KELLY**

Receptions . . . . . 11, Texas Tech, 2006  
 Receiving yards . . . . . 164, Middle Tennessee, 2006  
 TD receptions . . . . . 2, Washington, 2006  
 Long reception . . . . . 73, Middle Tennessee, 2006

**MIKE KNALL**

Punts . . . . . 2, several  
 Punting Average . . . . . 40.5, Missouri, 2006  
 Longest Punt . . . . . 45, Missouri, 2006

**ZACH LATIMER**

Tackles . . . . . 15, TCU, 2005  
 Tackles for loss . . . . . 2, several  
 Sacks . . . . . 2, Oklahoma State, 2005  
 Interceptions . . . . . 1, twice

**CURTIS LOFTON**

Tackles . . . . . 7, Texas A&M, 2006  
 Tackles for Loss . . . . . 1, several  
 Forced Fumble . . . . . 1, Middle Tennessee

**ALLEN PATRICK**

Rushes . . . . . 35, twice, 2006  
 Rushing yards . . . . . 173, Texas A&M, 2006  
 Rushing touchdowns . . . . . 1, several  
 Receptions . . . . . 2, Kansas, 2005  
 Receiving yards . . . . . 12, Baylor, 2005  
 Kickoff returns . . . . . 2, Texas A&M, 2005  
 Longest kickoff return . . . . . 22, Texas A&M, 2005

**CARL PENDLETON**

Tackles . . . . . 4, Texas, 2004  
 Tackles for loss . . . . . 2, Iowa State, 2006  
 Sacks . . . . . 1, twice

**ADRIAN PETERSON**

Rushing attempts . . . . . 36, Kansas State, 2004  
 Rushing yards . . . . . 249, Oklahoma State, 2004  
 Rushing touchdowns . . . . . 3, four times  
 Longest rush . . . . . 84, Oklahoma State, 2005  
 Longest TD rush . . . . . 84, Oklahoma State, 2005  
 Receptions . . . . . 3, Iowa State, 2006  
 Receiving yards . . . . . 69, UAB, 2005  
 Longest reception . . . . . 69, UAB, 2006  
 Touchdown receptions . . . . . 1, UAB, 2006  
 Kickoff returns . . . . . 4, Texas, 2006  
 Longest kickoff return . . . . . 59, Texas, 2006

**DEMARRIO PLEASANT**

Tackles . . . . . 10, UCLA, 2005  
 Tackles for Loss . . . . . 2, UCLA, 2005  
 Fumble recoveries . . . . . 1, twice

**REGGIE SMITH**

Tackles . . . . . 7, Oregon, 2006  
 Sacks . . . . . na  
 Fumble recoveries . . . . . 1, Baylor, 2005  
 Interceptions . . . . . 2, Baylor, 2006  
 Longest Interception Return . . . . . 52 yards, Baylor, 2006  
 PBU . . . . . 2, twice  
 Punt returns . . . . . 6, UAB, 2006  
 Longest punt return . . . . . 62, Washington, 2006

**FRED STRONG**

Receptions . . . . . 4, Washington, 2006  
 Receiving yards . . . . . 45, Washington, 2006  
 Long reception . . . . . 25, Washington, 2006

**CALVIN THIBODEAUX**

Tackles . . . . . 7, Texas A&M, 2005  
 Tackles for loss . . . . . 3, twice  
 Sacks . . . . . 3, Texas A&M, 2005  
 Fumble recoveries . . . . . 1, twice  
 Fumbles forced . . . . . 1, Texas, 2005

**PAUL THOMPSON**

Completions . . . . . 24, Texas Tech, 2006  
 Attempts . . . . . 33, Washington, 2005  
 Passing yards . . . . . 309, Texas Tech, 2006  
 TD passes . . . . . 3, Middle Tennessee, 2006  
 Rushing attempts . . . . . 10, Texas Tech, 2006  
 Rushing yards . . . . . 79, Texas A&M, 2003  
 Longest rush . . . . . 50, Fresno State, 2003  
 Rushing touchdowns . . . . . 2, Texas A&M, 2003

**MARCUS WALKER**

Tackles . . . . . 5, twice  
 PBU . . . . . 4, Oregon, 2006  
 Interceptions . . . . . 1, several  
 Longest INT Return . . . . . 19, Texas A&M, 2006

**DARIEN WILLIAMS**

Tackles . . . . . 13, Washington, 2006  
 Tackles for loss . . . . . 2, Iowa State, 2006  
 Sacks . . . . . 2, Iowa State, 2006  
 Fumbles forced . . . . . 1, UAB, 2006  
 Fumble recovered . . . . . 1, Oregon, 2006  
 PBU . . . . . 1, Washington, 2006  
 Interceptions . . . . . 1, Iowa State, 2006  
 Longest INT Return . . . . . 35 yards vs. Iowa State, 2006

**D.J. WOLFE**

Tackles . . . . . 12, Tulsa, 2005  
 Interceptions . . . . . 1, Kansas, 2005  
 Longest INT return . . . . . 65 (TD), Kansas, 2005  
 TFL . . . . . 2, Tulsa, 2005  
 Sacks . . . . . 1, Tulsa, 2005  
 Fumbles forced . . . . . 1, Tulsa, 2005  
 Fumbles recovered . . . . . 1, UAB, 2006

**OKLAHOMA INDIVIDUAL**

Rushed for 100 yards  
 163, Allen Patrick vs. Oklahoma State, 11/25/06  
 Rushed for 200 yards  
 211, Adrian Peterson vs. Oregon, 9/16/06  
 Passed for 200 yards  
 309, Paul Thompson vs. Texas Tech, 11/11/06  
 Passed for 300 yards  
 309, Paul Thompson vs. Texas Tech, 11/11/06  
 Passed for 400 yards  
 429, Josh Heupel at Louisville, 9/25/99  
 Had 100 yards receiving  
 115, Malcolm Kelly vs. Baylor, 11/18/06  
 Returned a punt for a touchdown  
 Reggie Smith vs. Middle Tennessee, 9/23/06 (61 yds)  
 Returned a kickoff for a touchdown  
 Juaquin Iglesias, vs. Baylor, 11/18/06 (88 yards)  
 Returned an interception for a touchdown  
 Reggie Smith vs. Baylor, 11/18/06 (42 yds)  
 Returned a fumble for a touchdown  
 Lance Mitchell vs. Kansas, 10/23/04 (28 yards)  
 Returned a blocked field goal for a touchdown  
 Darryl Bright vs. Texas Tech, 11/21/98 (48 yards)  
 Returned a blocked punt for a touchdown  
 Will Peoples vs. Texas Tech, 11/23/02  
 Rushed for three touchdowns  
 3, Adrian Peterson vs. Middle Tennessee, 9/23/06  
 Threw three touchdown passes  
 3, Paul Thompson vs. Middle Tennessee, 9/23/06  
 Caught three touchdown passes  
 3, Mark Bradley at Oklahoma State, 10/30/04  
 Kicked three field goals  
 4, Garrett Hartley vs. Oregon, 9/16/06  
 Had a 70-yard run from scrimmage  
 84, Adrian Peterson vs. Oklahoma State, 11/26/05  
 Had a 70-yard pass completion  
 73, Thompson to Kelly vs. Middle Tennessee, 9/23/06  
 Had 20 tackles  
 22, Rocky Calmus at Colorado, 10/30/99  
 Had 50-yard field goal  
 52, Garrett Hartley vs. Texas, 10/15/05  
 Had a 70-yard punt  
 72, Michael Cohen vs. Baylor, 11/18/06

**OKLAHOMA TEAM**

400 yards rushing  
 411 vs. Louisville, 9/27/97  
 300 yards rushing  
 302 at Baylor, 11/20/04  
 400 yards passing  
 413 vs. Nebraska, 11/13/03  
 300 yards passing  
 309 vs. Texas Tech, 11/11/06  
 500 yards total offense  
 509 at Texas A&M, 11/12/05  
 30 first downs  
 33 vs. Texas A&M, 11/8/03  
 50 points  
 59 vs. Middle Tennessee, 9/23/06  
 Scored a safety  
 vs. Baylor, 11/18/06  
 Posted a shutout  
 59-0 vs. Middle Tennessee, 9/23/06  
 Held an opponent under 100 yards rushing  
 -48 vs. Baylor, 11/18/06  
 Held an opponent under 100 yards passing  
 63 vs. Texas A&M, 11/4/06  
 Held an opponent between 100 & 200 total yards  
 140 vs. Baylor, 11/18/06  
 Held an opponent under 100 total yards  
 95 vs. Middle Tennessee, 9/23/06  
 Blocked a punt  
 vs. Missouri, 10/28/06  
 Blocked a field goal  
 vs. Oregon, 9/18/04  
 Blocked an extra point attempt  
 at Colorado, 10/16/03

**OPPONENT INDIVIDUAL**

Rushed for 100 yards  
 127, Mike Goodson, Texas A&M, 11/4/06  
 Rushed for 200 yards  
 213, Brad Smith, Missouri, 10/5/02  
 Passed for 200 yards  
 250, Graham Harrell, Texas Tech, 11/11/06  
 Passed for 300 yards  
 341, Dennis Dixon, Oregon, 9/19/06  
 Passed for 400 yards  
 454, Steve Walsh, BYU, 12/29/94  
 Had 100 yards receiving  
 177, Jaison Williams, Oregon, 9/16/06  
 Returned a punt for a touchdown  
 80, Jeremy Bloom, Colorado, 12/7/02  
 Returned a kickoff for a touchdown  
 98, Shaun Rochon, Baylor, 10/22/05  
 Returned an interception for a touchdown  
 54, Antonio Huffman, Texas Tech, 11/11/06  
 Returned a fumble for a touchdown  
 Braealon Davis, Baylor, 2006 (56 yards)  
 Returned a blocked punt for a touchdown  
 Lance Taylor, Alabama, 9/7/02 (8 yards)  
 Rushed for three touchdowns  
 3, Eil Roberson, Kansas State, 9/29/01  
 Threw three touchdown passes  
 3, Shawn Bell, Baylor, 10/22/05  
 Caught three touchdown passes  
 3, Steve Smith, USC, 1/04/05  
 Kicked three field goals  
 3, Layne Neumann, Texas A&M, 11/4/06  
 Had a 70-yard run from scrimmage  
 80, Jammal Charles, Texas, 10/8/05  
 Had a 70-yard pass completion  
 73, Allen Webb to Jordy Nelson, KSU, 10/1/05  
 Had a 50-yard field goal  
 51, Justin Medlock, UCLA, 9/17/05

**OPPONENT TEAM**

400 yards rushing  
 409, Nebraska, 11/1/97  
 300 yards rushing  
 314, Colorado, 10/16/93  
 400 yards passing  
 485, Baylor, 12/29/94  
 300 yards passing  
 343, Oregon, 9/16/06  
 500 yards total offense  
 501, Oregon, 9/16/06  
 30 first downs  
 30, Iowa State, 11/13/99  
 50 points  
 55, USC, 1/4/05  
 Scored a safety  
 Iowa State, 10/14/06  
 Posted a shutout  
 29-0, Texas A&M, 11/7/98  
 Held OU under 100 yards rushing  
 77, Texas, 10/8/05  
 Held OU under 100 yards passing  
 77 vs. Oklahoma State, 11/25/06  
 Held OU under 200 total yards  
 171 vs. Texas, 10/8/05  
 Blocked a punt  
 Fresno State, 9/13/03 (twice)  
 Blocked a field goal attempt  
 Oregon, 9/16/06

**OU SITUATIONAL STATS**

Playing at home..... 6-0  
 Playing on the road..... 4-1  
 Playing on a neutral field ..... 0-1  
 Playing at night..... 5-0  
 Playing during the day..... 5-2  
 OU scores on first possession..... 6-0  
 Opponent scores on first possession ..... 2-1  
 OU scores first..... 7-0  
 Opponent scores first ..... 3-2  
 OU leads after 1st quarter ..... 7-0  
 Opponent leads after 1st quarter..... 1-2  
 Teams are tied after 1st quarter..... 2-0  
 OU leads at halftime..... 7-1  
 Opponent leads at halftime..... 1-1  
 Teams are tied at halftime ..... 2-0  
 OU leads after 3rd quarter..... 9-1  
 Opponent leads after 3rd quarter ..... 1-1  
 Game goes to overtime ..... 0-0  
 OU has more total yards..... 7-1  
 Opponent has more total yards ..... 3-1  
 OU has more rushing yards..... 9-1  
 Opponent has more rushing yards ..... 1-0  
 Opponent has equal rushing yards..... 0-1  
 OU has more passing yards..... 6-1  
 Opponent has more passing yards..... 4-1  
 OU has more turnovers ..... 5-1  
 Opponent has more turnovers..... 5-1  
 Teams have equal turnovers ..... 0-0  
 OU has more penalties..... 3-2  
 Opponent has more penalties ..... 5-0  
 Teams have equal penalties..... 1-0  
 OU has more time of possession ..... 7-2  
 Opponent has more time of possession ..... 3-0  
 OU has 100-yard rusher..... 8-2  
 Opponent has 100-yard rusher..... 1-2  
 OU scores at least 20 points ..... 8-1  
 Opponent scores at least 20 points ..... 3-2  
 OU throws for 300 yards..... 1-0  
 Opponent throws for 300 yards ..... 0-1  
 Playing on natural grass..... 7-1  
 Playing on artificial surface..... 3-1  
 OU defense scores..... 2-0  
 Opponent defense scores ..... 2-2  
 OU returns KO/Punt for touchdown..... 2-0  
 Opponent returns KO/Punt for touchdown ..... 0-0

No.	Name	Pos.	Ht.	Wt.	Yr.	Hometown (Prev School)
99	Ah You, C.J.	DE	6-4	275	Sr.	Highland, Utah (Snow CC)
42	Alexander, Rufus	LB	6-1	230	Sr.	Baton Rouge, La. (Christian Life Acad.)
84	Allgood, Ryan	TE	6-4	242	Fr.	Grove, Okla. (Grove HS)
20	Anderson, Rocky	RB	5-11	187	Fr.	Concordia, Kan. (Concordia HS)
60	Bailey, Curtis	OL	6-6	317	Fr.	Dallas, Texas (Carter HS)
16	Baker, Lewis	LB	6-2	210	Jr.	Carrollton, Texas (Hebron HS)
44	Beal, Jeremy	DE	6-4	254	Fr.	Carrollton, Texas (Creekview HS)
75	Beeler, Chase	OL	6-3	276	Fr.	Jenks, Okla. (Jenks HS)
97	Bennett, Cory	DT	6-2	278	So.	San Antonio, Texas (Roosevelt HS)
92	Birdine, Larry	DE	6-3	258	Sr.	Lawton, Okla. (Eisenhower HS)
78	Blackard, Billy	DT	6-3	275	RFr.	Claremore, Okla. (Claremore HS)
7	Baubleys, Blake	K	5-11	175	Fr.	McKinney, Texas (North HS)
27	Bothun, Garrett	WR	5-9	173	Jr.	Rowlett, Texas (Rowlett HS)
26	Bowers, Brett	DB	6-0	203	So.	Jacksonville, Fla. (Trinity Christian Academy)
14	Bradford, Sam	QB	6-5	197	Fr.	Oklahoma City, Okla. (Putnam City North HS)
70	Brandon, Cory	OL	6-7	271	Fr.	Corsicana, Texas (Corsicana HS)
76	Braxton, Brannndon	OL	6-6	312	So.	Youngstown, Ohio (Ursuline HS)
29	Brown, Chris	RB	5-10	190	Fr.	Alexandria, La. (Alexandria HS)
8	Caleb, Brandon	WR	6-1	196	Fr.	Atlanta, Ga. (Fork Union Military Acad.)
18	Carter, Courtney	DB	5-10	180	So.	Dallas, Texas (Duncanville HS)
6	Carter, Jason	DB	5-11	190	Sr.	Tulsa, Okla. (Jenks HS)
20	Carter, Quinton	DB	6-1	190	Fr.	Las Vegas, Nev. (Cheyenne HS)
84	Chaney, Quentin	WR	6-4	213	So.	Tulsa, Okla. (Washington HS)
34	Clapp, Matt	FB	6-2	244	So.	Phoenix, Ariz. (Paradise Valley HS)
22	Clayton, Keenan	DB	6-1	210	RFr.	Sulphur Springs, Texas (Sulphur Springs HS)
31	Cohen, Michael	P	6-0	205	Jr.	Houston, Texas (Kilgore College)
90	Coleman, Steven	DT	6-4	299	Jr.	Dallas, Texas (Skyline HS)
50	Cooper, Jon	OL	6-2	285	So.	Fort Collins, Colo. (Fort Collins HS)
39	Cox, Collin	WR	6-1	187	RFr.	Rowlett, Texas (Rowlett HS)
48	Crow, Brandon	LB	6-1	220	Fr.	Comanche, Okla. (Comanche HS)
87	Cummings, Aaron	TE	6-4	244	RFr.	Marlow, Okla. (Bray-Doyle HS)
31	Custar, Lance	FB	6-1	215	So.	Norman, Okla. (Norman HS)
36	Dailey, John	DB	5-11	205	Sr.	Lawton, Okla. (Lawton HS)
32	Davis, Alan	FB	6-2	253	So.	Colleyville, Texas (Heritage HS)
91	Dotson, Alonzo	DE	6-3	252	Jr.	Alief, Texas (Hastings HS)
83	Eldridge, Brody	TE	6-5	258	RFr.	La Cygne, Kan. (Prairie View HS)
33	English, Auston	DE	6-3	257	So.	Canadian, Texas (Canadian HS)
22	English, Russell	WR	5-8	170	So.	Dallas, Texas (Highland Park HS)
19	Finley, Joe Jon	TE	6-6	260	Jr.	Arlington, Texas (Arlington HS)
15	Franks, Dominique	DB	5-11	183	Fr.	Tulsa, Okla. (Union HS)
52	Gove, Derrek	RB	5-9	180	RFr.	Carrollton, Texas (Creekview HS)
96	Granger, DeMarcus	DT	6-3	300	RFr.	Dallas, Texas (Kimball HS)
18	Gresham, Jermaine	TE	6-6	250	Fr.	Ardmore, Okla. (Ardmore HS)
21	Gutierrez, Jacob	RB	5-6	187	Jr.	San Antonio, Texas (Madison HS)
15	Halzle, Joey	QB	6-3	198	So.	Huntington Beach, Calif. (Golden West CC)
5	Harris, Nic	DB	6-3	226	So.	Alexandria, La. (Alexandria HS)
10	Hartley, Garrett	K	5-9	198	Jr.	Southlake, Texas (Southlake Carroll HS)
13	Hayes, Michael	DB	5-10	190	Fr.	Altus, Okla. (Altus HS)
40	Heath, Brad	FB	6-2	220	So.	Bedford, Texas (Trinity JC)
57	Hesse, Brock	LB	6-0	220	RFr.	Mesquite, Texas (Poteet HS)
11	Holmes, Lendy	DB	6-1	196	So.	Dallas, Texas (South Oak Cliff HS)
64	Howard, Zac	OL	6-0	245	Fr.	Shawnee, Okla. (Shawnee HS)
17	Huggins, Eric	WR	6-3	195	RFr.	Conway, S.C. (Conway HS)
63	Hughey, Noah	OL	6-3	268	Fr.	El Reno, Okla. (Redlands CC)
9	Iglesias, Juaquin	WR	6-1	201	So.	Killeen, Texas (Killeen HS)
2	Jackson, Brian	DB	6-1	190	RFr.	De Soto, Texas (De Soto HS)
62	Jimoh, Tola	DE	6-0	220	RFR.	Broken Arrow, Okla. (Union HS)
55	Johnson, Kyle	DS	6-3	230	So.	Konawa, Okla. (Konawa HS)
1	Johnson, Manuel	WR	5-11	177	So.	Gilmer, Texas (Gilmer HS)
85	Johnson, Tim	DE	6-5	265	Jr.	Homewood, Ill. (Northeastern Okla. JC)
66	Jones, Kevin	OL	6-4	280	So.	Little Ax, Okla. (East Central Coll.)
4	Kelly, Malcolm	WR	6-4	217	So.	Longview, Texas (Longview HS)
13	Knall, Mike	P	5-9	178	So.	Scottsdale, Ariz. (Chaparral HS)
46	Latimer, Zach	LB	6-1	234	Sr.	Denver, Colo. (Gateway HS)
40	Lofton, Curtis	LB	6-0	235	So.	Kingfisher, Okla. (Kingfisher HS)
94	Macon, Pryce	DE	6-1	260	Fr.	Corpus Christi, Texas (Carroll HS)
17	Madu, Mossis	RB	5-11	190	Fr.	Norman, Okla. (Norman HS)
93	McCoy, Gerald	DT	6-4	289	Fr.	Oklahoma City, Okla. (Southeast HS)
16	McEachern, Hays	QB	5-11	180	So.	Austin, Texas (Austin HS)
88	Mensik, Eric	TE	6-5	246	Fr.	Rosenberg, Texas (Terry HS)
79	Messner, Chris	OL	6-6	280	Sr.	Frederick, Okla. (Frederick HS)
89	Moore, Cordero	DT	6-2	297	RFr.	Mesquite, Texas (Horn HS)
77	Moore, Sherrone	OL	6-3	297	Jr.	Derby, Kan. (Butler County CC)
89	Mokate, Taylor	TE	6-3	220	Fr.	Dallas, Texas (Lake Highlands HS)
7	Murray, DeMarco	RB	6-0	191	Fr.	Las Vegas, Nev. (Bishop Gorman Acad.)
4	Nelson, Jonathan	DB	5-11	176	Fr.	Mansfield, Texas (Summitt HS)
5	Nimmo, John	QB	6-1	198	Fr.	Ponca City, Okla. (Ponca City HS)
82	Nixon, Laenar	DE	6-3	221	Sr.	Miami, Fla. (Carol City HS)
23	Patrick, Allen	RB	6-0	191	Jr.	Conway, S.C. (Independence CC)
68	Pendleton, Carl	DT	6-5	269	Jr.	Sapulpa, Okla. (Sapulpa HS)
53	Petersen, Kyle	LB	6-2	223	So.	Plano, Texas (Plano West HS)
28	Peterson, Adrian	RB	6-2	218	Jr.	Palestine, Texas (Palestine HS)
51	Pleasant, Demarrio	LB	6-2	231	Jr.	Lewisville, Texas (Lewisville HS)
49	Pleasant, Ian	FB	5-10	215	Jr.	Alexandria, Va. (West Hills CC)
8	Reynolds, Ryan	LB	6-1	237	So.	Las Vegas, Nev. (Bishop Gorman Acad.)
72	Robinson, George	OL	6-5	330	So.	Atlanta, Ga. (Washington HS)
30	Robinson, Lamont	LB	6-0	227	RFr.	Salem, N.J. (Salem HS)
52	Shaw, Derek	DS	6-1	210	Fr.	Sand Springs, Okla. (Charles Page HS)
74	Simmons, Brian	OL	6-4	293	RFr.	Raleigh, N.C. (Hargrave Acad.)
85	Smith, Kolby	TE	6-2	241	So.	Pender, Neb. (Pender HS)
35	Smith, Jake	LB	6-2	218	RFr.	Tulsa, Okla. (Jenks HS)
3	Smith, Reggie	DB	6-1	197	So.	Edmond, Okla. (Sante Fe HS)
81	Strong, Fred	WR	6-1	197	So.	Austin, Texas (Stephen F. Austin HS)
54	Taggart, Tommy	OL	6-3	285	So.	Bedford, Texas (Midwestern St.)
86	Taylor, Adrian	DT	6-4	293	Fr.	Mansfield, Texas (Mansfield HS)
80	Tennell, Adron	WR	6-4	184	Fr.	Irving, Texas (Irving HS)
58	Thibodeaux, Calvin	DE	6-1	248	Sr.	Houston, Texas (Westbury HS)
12	Thompson, Paul	QB	6-4	214	Sr.	Leander, Texas (Leander HS)
73	Walker, Brandon	OL	6-3	306	So.	Detroit, Mich. (Coffeyville CC)
24	Walker, Marcus	DB	5-11	192	Jr.	Waco, Texas (Waco HS)
34	Weyand, Ben	DE	6-3	242	RFr.	Frisco, Texas (Frisco HS)
14	Whitson, Carter	WR	5-11	190	RFr.	Broken Arrow, Okla., (Broken Arrow HS)
41	Williams, Darien	DB	6-0	197	Jr.	Mesquite, Texas (North Mesquite HS)
98	Williams, John	DE	6-5	249	Jr.	Houston, Texas (Lamar HS)
71	Williams, Trent	OL	6-5	321	Fr.	Longview, Texas (Longview HS)
25	Wolfe, D.J.	DB	6-0	196	Jr.	Lawton, Okla. (Eisenhower HS)
45	Zaslav, Dane	FB	6-1	237	Jr.	Edmond, Okla. (Memorial HS)



## Oklahoma

Qtr.	Opponent	Time	Scoring Play	Conversion	Play-Yards	TOP	Score
1	UAB	8:12	Finley 21-yard pass from Thompson	Hartley kick	2-46	:37	7-0
3	UAB	10:32	Peterson 4-yard run	Hartley kick	6-39	2:20	14-7
3	UAB	3:39	Peterson 69-yard pass from Thompson	Hartley kick	1-69	:25	21-17
4	UAB	14:13	Hartley 30-yard field goal		5-24	1:58	24-17
1	Washington	5:46	Kelly 7-yard pass from Thompson	Hartley kick	4-22	2:06	7-7
2	Washington	8:58	Hartley 44-yard field goal		9-36	3:22	10-10
2	Washington	:49	Hartley 37-yard field goal		12-55	2:31	13-13
3	Washington	11:15	Kelly 35-yard pass from Thompson	Hartley kick	7-69	1:46	20-13
3	Washington	7:02	Hartley 30-yard field goal		5-13	2:01	23-13
3	Washington	:56	Peterson 17-yard run	Hartley kick	6-92	2:13	30-13
4	Washington	2:48	Peterson 1-yard run	Hartley kick	9-80	4:47	37-13
1	Oregon	2:28	Hartley 41-yard field goal		9-44	4:40	3-0
2	Oregon	2:01	Hartley 20-yard field goal		7-17	4:18	6-10
3	Oregon	8:50	Thompson 1-yard run	Hartley kick	5-47	2:34	13-13
3	Oregon	3:48	Kelly 31-yard pass from Thompson	Hartley kick	6-73	2:55	20-13
4	Oregon	12:19	Peterson 17-yard run	Hartley kick	7-70	2:30	27-20
4	Oregon	6:46	Hartley 20-yard field goal		9-32	4:50	30-20
4	Oregon	3:12	Hartley 22-yard field goal		7-57	4:59	33-2
1	M. Tenn.	10:54	Hartley 28-yard field goal		7-27	2:33	3-0
1	M. Tenn.	6:37	Kelly 18-yard pass from Thompson	Hartley kick	5-48	1:39	10-0
1	M. Tenn.	3:28	Peterson 3-yard run	Hartley kick	3-76	:35	17-0
1	M. Tenn.	2:58	Latimer 22-yard interception return	Hartley kick	-	-	24-0
2	M. Tenn.	14:56	Peterson 2-yard run	Hartley kick	5-62	1:13	31-0
2	M. Tenn.	5:22	Gresham 22-yard pass from Thompson	Hartley kick	9-52	4:26	38-0
2	M. Tenn.	2:32	Peterson 7-yard run	Hartley kick	5-24	2:38	45-0
3	M. Tenn.	12:37	Iglesias 15-yard pass from Thompson	Hartley kick	5-67	2:06	52-0
4	M. Tenn.	12:55	Smith 61-yard punt return	Hartley kick	-	-	59-0
2	Texas	7:41	Peterson 29-yard run	Hartley kick	3-75	:51	7-7
2	Texas	:04	Hartley 35-yard field goal		9-63	5:30	7-10
1	Iowa State	10:38	Peterson 6-yard run	Hartley kick	4-57	2:25	7-0
1	Iowa State	5:08	Kelly 9-yard pass from Thompson	Hartley kick	8-65	4:00	14-0
2	Iowa State	12:41	Hartley 46-yard field goal		10-31	3:52	17-7
2	Iowa State	:39	Kelly 15-yard pass from Thompson	Hartley kick	6-85	1:33	24-7
3	Iowa State	3:24	Hartley 35-yard field goal		8-21	3:13	27-9
4	Iowa State	6:35	Peterson 53-yard run	Hartley kick	1-53	:28	34-9
1	Colorado	7:49	M. Johnson 3-yard pass from Thompson	Hartley kick	12-61	5:20	7-0
1	Colorado	:04	Hartley 46-yard field goal		6-17	2:17	10-0
4	Colorado	10:26	Patrick 2-yard run	Hartley kick	12-54	4:51	17-0
4	Colorado	:17	Brown 4-yard run	Hartley kick	12-43	5:49	24-3
1	Missouri	3:52	Thompson 3-yard run	Hartley kick	7-33	3:33	7-3
2	Missouri	14:56	Finley 18-yard pass from Thompson	Hartley kick	6-58	2:56	14-3
2	Missouri	11:52	Jason Carter blocks punt for safety				16-3
3	Missouri	5:02	Chaney 15-yard pass from Thompson	Hartley kick	10-80	5:20	23-10
4	Missouri	3:48	Hartley 30-yard field goal		4-7	2:31	26-10
1	Texas A&M	10:09	Patrick 1-yard run	Hartley kick	13-80	4:51	7-0
1	Texas A&M	:57	Thompson 7-yard run	Hartley kick	10-80	6:00	14-3
3	Texas A&M	7:31	Hartley 23-yard field goal		4-0	1:11	17-10
1	Texas Tech	9:51	Hartley 28-yard field goal		7-40	3:18	3-0
1	Texas Tech	14:53	Johnson 32-yard pass from Thompson	Hartley kick	9-82	4:16	10-7
2	Texas Tech	:10	Kelly 40-yard pass from Thompson	Hartley kick	5-69	1:20	17-24
3	Texas Tech	4:50	Hartley 23-yard field goal		10-56	5:35	20-24
4	Texas Tech	12:51	Brown 40-yard run	Hartley kick	6-70	2:41	27-24
4	Texas Tech	2:21	Brown 2-yard run	Hartley kick	14-80	6:57	34-24
1	Baylor	5:23	Finley 10-yard pass from Thompson	Try for two failed	10-85	4:23	6-0
1	Baylor	4:14	Smith 42-yard interception return	Hartley kick			13-0
3	Baylor	12:46	Kelly 21-yard pass from Thompson	Hartley kick	5-75	2:14	20-3
3	Baylor	7:44	Brown 7-yard run	Hartley kick	4-18	1:31	27-3
3	Baylor	5:46	Alonzo Dotson sack for safety				29-3
3	Baylor	5:30	Juaquin Iglesias 88-yard kickoff (free kick) return	Hartley kick			36-3
1	Okla. St.	3:37	Chris Brown 3-yard run	Hartley kick	13-80	6:12	7-7
2	Okla. St.	1:08	Iglesias 13-yard pass from Thompson	kick failed	9-53	4:42	13-7
3	Okla. St.	14:21	Patrick 65-yard run	Hartley kick	1-65	:39	20-7
3	Okla. St.	3:51	Brown 1-yard run	Hartley kick	11-74	5:47	27-14

## Opponent

Qtr.	Opponent	Time	Scoring Play	Conversion	Play-Yards	TOP	Score
2	UAB	7:17	White 5-yard run	Mullins kick	15-80	7:26	7-7
3	UAB	7:37	White 24-yard reception	Waters kick	6-74	2:46	14-14
3	UAB	4:16	Swayze 32-yard field goal		5-29	2:29	17-14
1	Washington	12:16	James 54-yard run	Braunstein kick	1-54	:15	7-0
2	Washington	13:06	Braunstein 32-yard field goal		9-47	3:22	10-7
2	Washington	3:31	Braunstein 24-yard field goal		13-73	5:21	13-10
4	Washington	1:27	Shackelford 2-yard pass from Bonnell	Braunstein kick	6-63	1:11	20-37
1	Oregon	13:39	Stewart 3-yard run	Martinez kick	4-76	1:21	7-0
1	Oregon	7:08	Martinez 22-yard field goal		12-68	4:24	10-0
2	Oregon	0:00	Martinez 48-yard field goal		10-49	2:01	13-6
4	Oregon	14:49	Williams 30-yard pass from Dixon	Martinez kick	11-87	3:59	20-20
4	Oregon	1:12	Dixon 16-yard run	Martinez kick	8-65	2:00	27-33
4	Oregon	:46	Paysinger 23-yard pass from Dixon	Martinez kick	2-52	:26	34-33
1	Texas	7:47	Young 15-yard run	Johnson kick	9-62	4:42	7-0
3	Texas	12:13	Sweed 33-yard pass from McCoy	Johnson kick	3-52	1:00	14-10
3	Texas	2:46	Shipley 7-yard pass from McCoy	Johnson kick	11-79	5:14	21-10
4	Texas	10:37	Ross 3-yard fumble recovery	Johnson kick	-	-	28-10
1	Iowa State	1:44	Blythe 31-yard pass from Meyer	Culbertson kick	6-80	3:19	7-14
3	Iowa State	11:32	Safety				
4	Colorado	6:13	Crosby 39-yard field goal		11-51	4:00	3-17
1	Missouri	11:26	Wolfert 39-yard field goal		8-65	3:34	3-0
3	Missouri	10:22	Daniel 13-yard run	Wolfert kick	8-66	1:52	16-10
1	Texas A&M	6:57	Neumann 28-yard field goal		6-60	3:12	3-7
2	Texas A&M	11:24	Lane 1-yard run	Neumann kick	9-57	4:33	10-14
4	Texas A&M	7:41	Neumann 19-yard field goal		8-59	2:20	13-17
4	Texas A&M	3:28	Neumann 39-yard field goal		5-35	2:42	16-17
1	Texas Tech	4:20	Johnson 30-yard pass from Harrell	Trlica kick	8-77	3:42	7-3
2	Texas Tech	11:18	Trlica 32-yard field goal		7-63	3:45	10-10
2	Texas Tech	9:25	Johnson 6-yard pass from Harrell	Trlica kick	5-18	1:18	17-10
2	Texas Tech	1:43	Antonio Huffman 54-yard interception return	Trlica kick			24-10
1	Baylor	2:02	Havens 38-yard field goal		4-4	:57	13-3
4	Baylor	7:48	Davis 56-yard fumble return	Havens kick			36-10
1	Okla. St.	9:49	Savage 5-yard run	Ricks kick	12-79	5:11	7-0
3	Okla. St.	9:38	Reid 1-yard run	Ricks kick	9-80	4:43	14-20
4	Okla. St.	6:41	Woods 2-yard pass from Reid	Ricks kick	10-60	4:25	21-27

GAME 13 - BIG 12 CHAMPIONSHIP - DEC. 2, 2006

STARTERS - 17

Offense	WR	LT	LG	C	RG	RT	TE	RB	QB	WR	FL
UAB	Kelly	Messner	Robinson	Cooper	B. Walker	Braxton	Finley	Peterson	Thompson	Eldridge#	Iglesias
Washington	Kelly	Messner	Robinson	Cooper	B. Walker	Braxton	Finley	Peterson	Thompson	Strong	Iglesias
Oregon	Kelly	Messner	Robinson	Cooper	B. Walker	Braxton	Finley	Peterson	Thompson	Pleasant*	Iglesias
Middle Tenn.	Kelly	Messner	Robinson	Beeler	B. Walker	Braxton	Finley	Peterson	Thompson	Eldridge#	Iglesias
Texas	Kelly	Messner	Robinson	Cooper	B. Walker	Braxton	Finley	Peterson	Thompson	Eldridge#	Iglesias
Iowa State	Kelly	Messner	Robinson	Cooper	B. Walker	Braxton	Finley	Peterson	Thompson	Eldridge#	Iglesias
Colorado	Kelly	Messner	Robinson	Cooper	B. Walker	Braxton	Finley	Patrick	Thompson	Eldridge#	M. Johnson
Missouri	Kelly	Messner	Robinson	Cooper	B. Walker	Williams	Finley	Patrick	Thompson	M. Johnson+	Iglesias
Texas A&M	Kelly	Messner	Robinson	Cooper	B. Walker	Williams	Finley	Patrick	Thompson	M. Johnson+	Iglesias
Texas Tech	Kelly	Messner	Robinson	Cooper	B. Walker	Williams	Finley	Gutierrez	Thompson	Eldridge#	Gresham#
Baylor	Kelly	Messner	Robinson	Cooper	B. Walker	Williams	Finley	Brown	Thompson	Eldridge#	Iglesias
Okla. State	Kelly	Messner	Robinson	Cooper	B. Walker	Williams	Finley	Patrick	Thompson	M. Johnson+	Iglesias

\*fullback, #tight end, +three-receiver set

Defense	DE	DT	DT	DE	SLB	MLB	WLB	CB	SS	FS	CB
UAB	Birdine	Pendleton	Bennett	Ah You	D. Pleasant	Latimer	Alexander	Smith	Clayton	D. Williams	Wolfe
Washington	Birdine	Pendleton	Coleman	Ah You	D. Pleasant	Latimer	Alexander	Smith	Clayton	D. Williams	Wolfe
Oregon	Birdine	Coleman	Bennett	Ah You	Harris&	Latimer	Alexander	Smith	Carter	D. Williams	Holmes
Middle Tenn.	Birdine	Coleman	Bennett	Ah You	Harris&	Latimer	Alexander	M. Walker	Smith	D. Williams	Holmes
Texas	Birdine	Coleman	Bennett	Ah You	Pleasant	Latimer	Alexander	M. Walker	Smith	D. Williams	Wolfe
Iowa State	Birdine	Coleman	Bennett	Ah You	Harris&	Latimer	Alexander	M. Walker	Smith	D. Williams	Holmes
Colorado	Birdine	Coleman	Bennett	Ah You	Lofton	Latimer	Alexander	M. Walker	Harris	D. Williams	Holmes
Missouri	Thibodeaux	Coleman	Bennett	Ah You	Harris&	Latimer	Alexander	M. Walker	Smith	D. Williams	Holmes
Texas A&M	Birdine	Coleman	Bennett	Thibodeaux	Lofton	Latimer	Alexander	M. Walker	Smith	D. Williams	Holmes
Texas Tech	Birdine	Coleman	Bennett	Thibodeaux	Harris&	Latimer	Alexander	M. Walker	Smith	D. Williams	Holmes
Baylor	Birdine	Coleman	Bennett	Thibodeaux	Harris&	Latimer	Alexander	M. Walker	Smith	D. Williams	Holmes
Okla. State	Birrdine	Coleman	Bennett	Thibodeaux	Lofton	Latimer	Alexander	M. Walker	Smith	Harris	Holmes

& - nickel back

Specialists	KO	PK	P	H	PR	KR	KR	LS
UAB	Hartley	Hartley	Cohen	McEachern	Smith	Iglesias	Smith	Shaw
Washington	Hartley	Hartley	Cohen	McEachern	Smith	Iglesias	Smith	Shaw
Oregon	Hartley	Hartley	Cohen	McEachern	Smith	Peterson	Smith	Shaw
Middle Tenn.	Hartley	Hartley	Cohen	McEachern	Smith	Iglesias	Smith	Shaw
Texas	Hartley	Hartley	Cohen	McEachern	Smith	Peterson	Smith	Shaw
Iowa State	Hartley	Hartley	Cohen	McEachern	Smith	Iglesias	Smith	Shaw
Colorado	Hartley	Hartley	Cohen	McEachern	Smith	Iglesias	Smith	Shaw
Missouri	Hartley	Hartley	Cohen	McEachern	Smith	Iglesias	Smith	Shaw
Texas A&M	Hartley	Hartley	Cohen	McEachern	Smith	Iglesias	Smith	Shaw
Texas Tech	Hartley	Hartley	Knall	McEachern	Smith	Johnson	Smith	Shaw
Baylor	Hartley	Hartley	Knall	McEachern	Smith	Iglesias	Smith	Shaw
Okla. State	Hartley	Hartley	Cohen	McEachern	Smith	Iglesias	Smith	Shaw



GAME 13 - BIG 12 CHAMPIONSHIP - DEC. 2, 2006

PLAYER PARTICIPATION - 18

Players	UAB	Wash.	Oregon	MT	Texas	Iowa St.	Colo.	Missouri	A&M	Tech	Baylor	Okla. St.
Ah You	S-DE	S-DE	S-DE	S-DE	S-DE	S-DE	S-DE	S-DE	x	x	x	x
Alexander	S-WLB	S-WLB	S-WLB	S-WLB	S-WLB	S-WLB	S-WLB	S-WLB	S-WLB	S-WLB	S-WLB	S-WLB
Baker	x	x	x	x	x	x	x	x	x	x	x	x
Beeler	dnp	dnp	x	S-C	x	x	dnp	dnp	dnp	dnp	x	dnp
Bennett	S-DT	x	S-DT	S-DT	S-DT	S-DT	S-DT	S-DT	S-DT	S-DT	S-DT	S-DT
Blackard	dnp	x	dnp	dnp	dnp	dnp	dnp	dnp	dnp	dnp	dnp	dnp
Baublits	dnp	dnp	dnp	dnp	dnp	dnp	dnp	dnp	dnp	x	dnp	dnp
Bowers	dnp	dnp	dnp	dnp	x	x	x	x	x	x	x	x
Brandon	dnp	dnp	dnp	x	x	dnp	dnp	dnp	dnp	dnp	dnp	dnp
Braxton	S-RT	S-RT	S-RT	S-RT	S-RT	S-RT	S-RT	dnp	dnp	dnp	dnp	dnp
Brown	dnp	dnp	dnp	dnp	dnp	dnp	x	dnp	dnp	x	S-RB	x
Caleb	x	x	x	x	x	x	dnp	x	x	x	x	x
J. Carter	dnp	x	x	x	x	x	x	x	x	x	x	x
Q. Carter	x	x	dnp	dnp	dnp	x	dnp	dnp	dnp	x	x	dnp
Chaney	dnp	dnp	dnp	dnp	x	x	x	x	x	x	x	x
Clapp	x	dnp	dnp	dnp	x	dnp	dnp	dnp	dnp	dnp	x	dnp
Clayton	S-SS	S-SS	x	x	x	x	x	x	x	x	x	x
Cohen	S-P	S-P	S-P	dnp	S-P	S-P	S-P	x	S-P	x	S-P	S-P
Coleman	x	S-DT	S-DT	S-DT	S-DT	S-DT	S-DT	S-DT	S-DT	S-DT	S-DT	S-DT
Cooper	S-C	S-C	S-C	dnp	S-C	S-C	S-C	S-C	S-C	S-C	S-C	S-C
Dotson	dnp	dnp	x	x	dnp	x	x	x	x	x	x	x
Eldridge	S-TE	x	x	S-TE	S-FB	S-FB	S-FB	x	x	S-TE	x	x
Finley	S-TE	S-TE	S-TE	S-TE	S-TE	S-TE	S-TE	S-TE	S-TE	S-TE	S-TE	S-TE
Granger	x	x	x	x	x	x	x	x	x	x	x	x
Gresham	x	x	x	x	x	x	x	x	x	S-TE	x	x
Gutierrez	x	x	x	x	x	x	x	x	x	S-RB	x	x
Halzle	dnp	dnp	dnp	x	dnp	x	dnp	dnp	dnp	dnp	dnp	dnp
Harris	x	x	S-NB	S-NB	x	S-NB	S-SS	S-NB	x	S-NB	S-NB	S-FS
Hartley	S-K	S-K	S-K	S-K	S-K	S-K	S-K	S-K	S-K	S-K	S-K	S-K
Holmes	x	x	S-CB	S-CB	x	S-CB	S-CB	S-CB	S-CB	S-CB	S-CB	S-CB
Iglesias	S-FL	S-FL	S-FL	S-FL	S-FL	S-FL	x	S-FL	S-FL	x	S-FL	S-FL
Jackson	dnp	dnp	dnp	dnp	dnp	x	dnp	dnp	dnp	dnp	x	x
M. Johnson	dnp	x	x	x	x	x	S-WR	S-WR	S-WR	S-WR	dnp	S-WR
Kelly	S-WR	S-WR	S-WR	S-WR	S-WR	S-WR	S-WR	S-WR	S-WR	S-WR	S-WR	S-WR
Knall	x	dnp	dnp	S-P	x	x	dnp	x	x	S-P	dnp	x
Latimer	S-MLB	S-MLB	S-MLB	S-MLB	S-MLB	S-MLB	S-MLB	S-MLB	S-MLB	S-MLB	S-MLB	S-MLB
Lofton	x	x	x	x	x	x	S-SLB	x	S-SLB	x	x	S-SLB
McEachern	S-H	S-H	S-H	S-H	S-H	S-H	S-H	S-H	S-H	S-H	S-H	S-H
Messner	S-LT	S-LT	S-LT	S-LT	S-LT	S-LT	S-LT	S-LT	S-LT	S-LT	S-LT	S-LT
Moore	dnp	x	dnp	x	x	x	dnp	dnp	dnp	dnp	dnp	dnp
Patrick	x	x	x	x	x	x	S-RB	S-RB	S-RB	dnp	dnp	S-RB
Pendleton	S-DT	S-DT	x	x	x	x	x	x	x	x	x	x
Peterson	S-RB	S-RB	S-RB	S-RB	S-RB	S-RB	dnp	dnp	dnp	dnp	dnp	dnp
D. Pleasant	S-SLB	S-SLB	x	x	S-SLB	x	dnp	x	x	x	x	x
I. Pleasant	x	x	S-FB	x	x	x	x	x	x	x	x	x
Robinson	S-LG	S-LG	S-LG	S-LG	S-LG	S-LG	S-LG	S-LG	S-LG	S-LG	S-LG	S-LG
Shaw	S-DS	S-DS	S-DS	S-DS	S-DS	S-DS	S-DS	S-LS	S-LS	S-LS	S-LS	S-LS
Smith	S-CB	S-CB	S-CB	S-SS	S-SS	S-SS	x	S-SS	S-SS	S-SS	S-SS	S-SS
Strong	x	S-WR	x	x	dnp	x	x	x	x	x	S-WR	dnp
Tennell	x	x	x	x	x	x	x	x	dnp	x	x	x
Thibodeaux	x	x	x	x	x	x	x	S-DE	S-DE	S-DE	S-DE	S-DE
Thompson	S-OB	S-OB	S-OB	S-OB	S-OB	S-OB	S-OB	S-OB	S-OB	S-OB	S-OB	S-OB
B. Walker	S-RG	S-RG	S-RG	S-RG	S-RG	S-RG	S-RG	S-RG	S-RG	S-RG	S-RG	S-RG
M. Walker	x	x	x	S-CB	S-CB	S-CB	S-CB	S-CB	S-CB	S-CB	S-CB	S-CB
D. Williams	S-FS	S-FS	S-FS	S-FS	S-FS	S-FS	S-FS	S-FS	S-FS	S-FS	S-FS	dnp
J. Williams	x	x	x	x	x	x	x	x	x	x	x	dnp
T. Williams	dnp	dnp	dnp	x	x	x	x	S-RT	S-RT	S-RT	S-RT	S-RT
Wolfe	S-CB	S-CB	dnp	x	S-CB	x	x	x	x	x	x	x
Zaslaw	dnp	dnp	x	dnp	dnp	x	x	x	x	x	x	x

x - played

**Rushing (Att.-Yards-TD)**

	Brown	Gut.	Ig'sias	Johnson	Patrick	Peterson	Th'son
UAB	-	-	-	-	4-6-0	24-143-1	-
Washington	-	-	-	-	2-11-0	32-165-2	-
Oregon	-	-	1-2-0	-	1-1-0	34-211-1	7-(-7)-1
M. Tenn.	-	2-17-0	-	-	13-52-0	27-128-3	1-(-5)-0
Texas	-	-	-	1-9-0	2-2-0	25-109-1	7-18-0
Iowa State	-	-	-	1-4-0	2-7-0	26-183-2	5-(-9)
Colorado	4-12-1	5-18-0	-	-	35-110-1	-	5-26-0
Missouri	-	10-41-0	-	-	36-162-0	-	6-28-1
Texas A&M	-	7-52-0	-	-	32-173-1	-	3-6-1
Texas Tech	16-84-2	8-28-0	-	-	-	-	10-26-0
Baylor	24-169-1	12-59-0	-	-	-	-	4-10-0
Oklahoma St.	19-74-2	-	-	-	23-163-1	-	5-1-0

**Kicking**

Hartley	FG	FG Seq.	PAT	KO Avg.	TB	Ret.
UAB	1-1	30g	3-3	5-64.8	2	3-24.3
Washington	3-3	44g, 37g, 30g	4-4	8-62.1 (one sky kick)	7	1-14.0
Oregon	4-5	41g, 20g, 20g, 22g, 44b	3-3	8-61.2	1	5-18.4
M. Tenn.	1-1	28g	8-8	10-61.7	4	6-18.0
Texas	1-1	35g	1-1	3-49.3	1	5-21.6
Iowa State	2-2	46g, 35g	4-4	8-60.0	4	4-14.3
Colorado	1-1	46g	3-3	6-62.5	3	2-20.0
Missouri	1-1	30g	3-3	6-60.8	2	2-6.0
Texas A&M	1-1	23g	2-2	3-60.0	1	2-19.5
Texas Tech	2-2	28g, 23g	4-4	1-65.0	0	1-20.0
Baylor	-	-	4-4	5-60.8	0	5-14.8
Oklahoma St.	-	-	3-4	5-63.8	3	2-23.5

**Passing (Comp.-Att.-Int.-Yards-TD)**

	Thompson
UAB	14-24-2-227-2
Washington	21-33-2-272-2
Oregon	13-23-0-174-1
M. Tenn.	13-18-0-257-3
Texas	15-27-2-209-0
Iowa State	16-27-0-195-2
Colorado	17-26-0-105-1
Missouri	11-19-0-127-2
Texas A&M	3-12-0-39-0
Texas Tech	24-31-1-309-2
Baylor	12-19-1-178-2
Oklahoma St.	7-11-0-77-1

**Punting**

Cohen	No.	Avg.	Long	50+	I-20	I-10	I-5	Ret.
UAB	3	40.7	47	-	1	-	-	-
Washington	3	44.3	53	1	1	1	1	2-15
Oregon	5	45.6	55	2	1	1	0	3-22
Texas	4	35.0	43	-	0	-	-	-
Iowa State	3	39.3	40	-	-	-	-	-
Colorado	5	32.6	40	-	2	-	-	1-1
Missouri	3	44.3	51	1	0	0	0	2-8.0
Texas A&M	3	50.0	75	1	0	0	0	1-1
Texas Tech	1	48.0	48	-	-	-	-	1(-1)
Baylor	4	54.5	72	2	-	-	-	-
Oklahoma State	4	42.8	48	-	1	-	-	2-5.0

Knall	No.	Avg.	Long	50+	I-20	I-10	I-5	Ret.
UAB	1	38.0	38	-	-	-	-	-
M. Tenn.	2	28.5	31	-	2	1	1	-
Texas	1	30.0	30	-	1	-	-	-
Iowa State	2	31.5	36	-	2	-	-	-
Missouri	2	40.5	42	-	2	1	1	1-0.0
Texas A&M	1	34.0	34	-	1	-	-	-
Texas Tech	1	28.0	28	-	-	-	-	-
Oklahoma State	1	38.0	38	-	1	1	1	-

**Receiving (Rec.-Yards-TD)**

	Chaney	Eldridge	Finley	Gresham	Gut'rez	Iglesias	Johnson	Kelly	Peterson	Pleasant	Smith	Strong	Tennell	Zaslaw
UAB	-	-	4-79-1	1-14-0	-	2-10-0	-	3-28-0	1-69-1	-	-	3-27-0	-	-
Washington	-	-	2-38-0	-	-	5-44-0	1-6-0	6-121-2	2-6-0	-	1-12-0	4-45-0	-	-
Oregon	-	1-10-0	-	-	-	5-78-0	1-6-0	5-78-1	-	2-13-0	-	1-1-0	-	-
M. Tenn.	-	-	-	1-22-1	-	4-56-1	2-22-0	5-164-1	1-(-3)-0	-	-	-	1-11	-
Texas	-	-	2-3-0	1-41-0	-	5-69-0	4-55-0	2-31-0	1-10-0	-	-	-	-	-
Iowa State	-	-	3-31-0	1-4-0	-	1-17-0	4-48-0	4-50-2	3-45-0	-	-	-	-	-
Colorado	-	1-3-0	2-22-0	-	1-(-3)	2-(-4)-0	2-11-1	7-64-0	-	-	-	-	-	2-12
Missouri	1-15-1	-	2-33-1	1-17-0	-	1-15-0	2-7-0	4-40-0	-	-	-	-	-	-
Texas A&M	-	-	-	-	-	1-19-0	1-13-0	1-7-0	-	-	-	-	-	-
Texas Tech	-	-	1-8-0	1-9-0	-	3-22-0	6-87-1	11-153-1	-	-	-	-	-	2-30-0
Baylor	-	1-5-0	1-10-1	1-19-0	-	3-29-0	-	5-115-1	-	-	1-0-0	-	-	-
Oklahoma St.	-	-	2-17-0	-	-	1-13-1	2-19-0	1-12-0	-	-	-	-	-	1-16-0

**Kickoff Returns (Ret.-Yards-TD-Long)**

	Iglesias	Johnson	Peterson	Smith
UAB	3-96-0-33	-	-	1-18-0-18
Washington	1-31-0-31	-	-	1-22-0-22
Oregon	-	-	3-68-0-28	1-55-0-55
M. Tenn.	-	-	-	1-15-0-15
Texas	-	-	4-94-0-59	1-14-0-14
Iowa State	1-20-0	-	-	-
Colorado	-	-	-	-
Missouri	1-4-0	-	-	-
Texas A&M	1-16-0	-	-	-
Texas Tech	-	2-34-0-16	-	3-58-0-28
Baylor	2-111-1-88	-	-	-
Oklahoma St.	1-21-0-21	-	-	1-32-0-32

**Punt Returns (Ret.-Yards-TD-Long)**

	Smith
UAB	6-67-0-27
Washington	3-75-0-62
Oregon	1-(-3)-0-(-3)
M. Tenn.	3-68-1-61
Texas	2-(-3)-0-0
Iowa State	5-22-0-8
Colorado	2-(-1)-0-0
Missouri	-
Texas A&M	2-11-0-6
Texas Tech	2-8-0-10
Baylor	4-10-0-11
Oklahoma St.	1-6-0-6

GAME 13 - BIG 12 CHAMPIONSHIP - DEC. 2, 2006

INDIVIDUAL GAME-BY-GAME STATISTICS - 20

Tackles (UT-AT-TT)	UAB	Washington	Oregon	M. Tenn.	Texas	Iowa St.	Colorado	Missouri	A&M	Tech	Baylor	Okla. St.
Ah You	0-1-1	2-1-3	1-0-1	0-1-1	3-5-8	2-2-4	0-3-3	4-1-5	1-3-4	-	4-0-4	3-0-3
Alexander	4-6-10	5-6-11	4-3-7	5-3-8	2-2-4	3-4-7	6-5-11	7-0-7	3-6-9	4-3-7	5-1-6	7-0-7
Baker	1-0-1	1-1-2	2-0-2	2-1-3	-	-	2-1-3	7-2-9	0-2-2	3-1-4	0-1-1	2-1-3
Bennett	3-3-6	0-1-1	0-3-3	1-0-1	-	2-0-2	1-1-2	2-1-3	0-4-4	1-0-1	0-1-1	1-0-1
Birdine	4-3-7	1-4-5	1-1-2	0-1-1	0-1-1	3-3-6	0-1-1	2-1-3	0-5-5	1-2-3	1-1-2	2-1-3
J. Carter	-	2-4-6	7-3-10	2-0-2	-	-	-	-	0-1-1	0-1-1	3-0-3	1-2-3
Q. Carter	0-1-1	-	-	-	-	-	-	-	-	-	-	-
Clayton	1-3-4	0-1-1	-	-	-	-	0-1-1	1-0-1	0-1-1	1-1-2	1-1-2	1-0-1
Coleman	0-2-2	0-1-1	1-0-1	0-1-1	2-0-2	0-2-2	0-1-1	-	1-1-2	-	1-0-1	-
Cooper	-	0-1-1	-	-	-	-	-	-	-	-	-	-
Dotson	-	-	1-0-1	0-1-1	-	-	-	0-1-1	-	1-0-1	3-0-3	-
Finley	0	0-1-1	-	-	0-1-1	-	-	-	0-1-1	-	-	-
Granger	0-2-2	1-1-2	0-2-2	1-0-1	-	0-1-1	-	-	1-4-5	-	2-0-2	2-1-3
Gutierrez	-	0-1-1	1-0-1	0-1-1	-	1-0-1	-	0-1-1	-	-	-	-
Harris	0-3-3	3-3-6	5-3-8	3-0-3	4-1-5	1-1-2	1-2-3	-	2-2-4	3-4-7	3-4-7	5-1-6
Holmes	-	1-0-1	1-1-2	0-3-3	-	3-3-6	1-1-2	1-2-3	3-5-8	1-1-2	3-1-4	3-0-3
Latimer	4-6-10	5-4-9	2-3-5	4-0-4	3-2-5	4-3-7	4-2-6	3-2-5	0-7-7	2-3-5	1-3-4	5-1-6
Lofton	1-0-1	0-1-1	1-0-1	2-3-5	-	1-0-1	1-2-3	1-1-2	2-5-7	0-1-1	1-0-1	3-1-4
Patrick	2-0-2	-	0-0-0	1-0-1	-	0-1-1	-	-	-	-	-	-
Pendleton	-	-	-	1-1-2	1-1-2	2-0-2	-	-	0-1-1	-	-	1-1-2
D. Pleasant	-	0-1-1	1-0-1	0-1-1	1-2-3	-	-	-	-	-	-	2-0-2
Smith	5-1-6	0-1-1	4-3-7	1-0-1	2-1-3	1-0-1	-	2-1-3	0-3-3	3-0-3	1-0-1	6-0-6
Thibodeaux	0-4-4	3-2-5	1-1-2	0-0-0	3-2-5	1-1-2	2-1-3	0-3-3	0-3-3	1-0-1	-	-
Walker	-	-	-	1-0-1	0-3-3	0-1-1	0-1-1	4-1-5	0-4-4	1-1-2	2-2-4	3-0-3
D. Williams	4-1-5	7-6-13	1-0-1	1-4-5	1-0-1	7-2-9	1-2-3	3-2-5	4-5-9	5-0-5	-	-
J. Williams	-	-	-	0-1-1	2-0-2	-	-	-	-	-	-	-
Wolfe	1-3-4	1-1-2	-	1-0-1	1-4-5	1-0-1	-	1-0-1	1-0-1	0-1-1	-	1-0-1

Tackles for Loss-Yards

Ah You	-	-	1-1	-	2-2	-	1-1	1-1	-	-	4-30	-
Alexander	1-4	1-1	-	5-8	-	-	1-1	2-15	1-1	-	2-6	-
Baker	-	-	-	1-2	-	-	-	-	-	-	-	1-10
Birdine	2-2	1-1	1-7	1-1	1-1	1-2	1-1	-	1-2	1-1	-	-
Clayton	1-1	-	-	-	-	-	-	-	-	-	-	1-0-5
Coleman	-	-	1-4	-	2-16	-	1-1	-	1-8	-	1-15	-
Dotson	-	-	-	-	-	-	-	-	-	-	2-19	-
Granger	-	-	1-1	1-3	-	1-2	-	1-1	1-2	-	-	-
Harris	-	2-11	1-5	1-4	-	1-7	-	-	1-8	1-1	-	1-2
Holmes	-	-	1-1	1-2	-	2-4	-	-	1-2	1-9	-	-
Latimer	1-1	2-4	1-1	2-18	-	1-1	2-5	-	2-2	-	-	-
Lofton	-	-	-	-	-	-	-	-	1-4	-	-	-
Pendleton	-	-	-	-	-	2-5	-	-	-	-	-	1-0-5
Smith	1-1	1-2	-	-	-	-	-	1-1	1-1	-	-	-
Thibodeaux	-	-	2-4	-	3-10	1-2	1-1	1-1	1-1	-	-	-
Walker	-	-	-	-	-	-	-	-	1-2	-	-	2-3
D. Williams	-	-	-	1-1	-	2-18	-	-	-	1-1	-	-
Wolfe	-	-	-	-	1-1	-	-	-	-	-	-	-

Sacks

Ah You	-	-	-	-	-	-	-	-	-	-	2-27	1-10
Alexander	1-4	-	-	-	-	-	-	1-14	-	-	-	-
Birdine	-	-	1-7	-	-	-	-	-	1-2	1-0	-	-
Coleman	-	-	-	-	1-15	-	-	-	1-8	-	1-15	-
Dotson	-	-	-	-	-	-	-	-	-	-	2-19	-
Harris	-	-	-	1-4	-	-	-	-	-	1-1	-	-
Latimer	-	-	-	2-18	-	-	-	-	-	-	-	-
Holmes	-	-	-	-	-	-	-	-	-	1-9	-	-
Pendleton	-	-	-	-	-	1-1	-	-	-	-	-	-
Walker	-	-	-	-	-	-	-	-	1-2	-	-	-
Williams	-	-	-	-	-	2-18	-	-	-	-	-	-

Fumble Recoveries	
	Player
UAB	Wolfe, 1-0
Washington	D. Pleasant, 1-0
Oregon	Baker, D. Will., 1-0
Middle Tennessee	Alex., Holmes, Thib.
Texas	na
Iowa State	na
Colorado	Finley
Missouri	Holmes
Texas A&M	na
Texas Tech	na
Baylor	na
Oklahoma St.	D. Pleasant

Fumble Forced	
	Player
UAB	D. Williams, 1
Washington	Latimer, 1
Oregon	Alexander, Birdine
Middle Tennessee	Alexander, Lofton
Texas	na
Iowa State	na
Colorado	Thibodeaux
Missouri	Alexander, D. Williams
Texas A&M	na
Texas Tech	na
Baylor	na
Oklahoma St.	Latimer

Interceptions	
	Player
UAB	na
Washington	na
Oregon	Harris, 2
Middle Tennessee	Latimer, Harris
Texas	na
Iowa State	Alexander, Williams 1
Colorado	Latimer 1
Missouri	Latimer, Walker, Holmes 1
Texas A&M	Walker 1
Texas Tech	Thibodeaux 1
Baylor	Smith 2
Oklahoma St.	na

Pass Deflections	
	Player
UAB	Clayton, 1
Washington	Alex. 2, D. Will., Wolfe 1
Oregon	Walker 4, Smith 2, Benn., Carter 1
Middle Tenn.	Holm. 2, Lat., Har., Wol.
Texas	1, Ah You, Smith, Wolfe
Iowa State	na
Colorado	Latimer, Thib., Harris 1
Missouri	Holmes 3, Baker, Harris, Walker, Smith 1
Texas A&M	na
Texas Tech	Alex., Will., Bird., Walker, Thib. 1
Baylor	Smith 3, Walker 2, Harris, Ah You 1
Okla. St.	Harris 2, Smith, Ah You, Baker, Plea 1 1

OU Field Position				
	Drives	Avg. Start	Inside 20	Past 50
UAB	13	37	0	3
Washington	13	32	2	2
Oregon	13	42	-	4
Middle Tennessee	15	49	1	7
Texas	12	25	4	1
Iowa State	13	32	1	3
Colorado	11	35	2	1
Missouri	12	33	1	2
Texas A&M	11	26	1	1
Texas Tech	13	31	4	1
Baylor	14	32	4	1
Oklahoma St.	9	28	-	-

Opponent Field Position				
	Drives	Avg. Start	Inside 20	Past 50
UAB	13	25	3	2
Washington	14	31	1	1
Oregon	14	25	2	-
Middle Tennessee	15	20	4	-
Texas	13	33	2	1
Iowa State	13	23	2	-
Colorado	12	31	2	1
Missouri	13	22	4	0
Texas A&M	10	34	-	2
Texas Tech	13	32	1	2
Baylor	15	32	4	3
Oklahoma St.	10	25	1	-

OU Drive Statistics							
	No.	3 & Punt	Pct.	Score	Pct.	TD	Pct.
UAB	14	3	.214	4	.286	3	.214
Washington	13	1	.076	7	.538	4	.308
Oregon	13	3	.231	7	.538	3	.231
Middle Tennessee	15	-	.000	9	.600	8	.533
Texas	12	3	.250	2	.167	1	.083
Iowa State	13	2	.154	6	.462	4	.308
Colorado	12	3	.250	4	.333	3	.250
Missouri	13	2	.154	4	.308	3	.231
Texas A&M	11	3	.272	3	.272	2	.182
Texas Tech	13	1	.076	6	.462	4	.308
Baylor	14	3	.214	4	.286	4	.286
Oklahoma State	9	3	.333	4	.444	4	.444

Opponent Drive Statistics							
	No.	3 & Punt	Pct.	Score	Pct.	TD	Pct.
UAB	13	8	.615	3	.230	2	.153
Washington	14	3	.214	4	.286	2	.143
Oregon	14	2	.143	6	.429	4	.286
Middle Tennessee	15	4	.267	-	.000	-	.000
Texas	13	6	.461	3	.231	3	.231
Iowa State	13	5	.385	1	.077	1	.077
Colorado	12	5	.417	1	.083	0	.000
Missouri	13	3	.231	2	.154	1	.077
Texas A&M	10	2	.200	4	.400	1	.100
Texas Tech	13	3	.231	4	.308	3	.231
Baylor	15	3	.200	1	.067	-	.000
Oklahoma State	10	4	.400	3	.300	3	.300

OU Red Zone Statistics						
	Inside 20	TD	Run/Pass	TD Pct.	FG	Score Pct.
UAB	3	1	1/0	.333	1	.667
Washington	5	3	2/1	.600	2	1.000
Oregon	6	1	1/0	.167	4	.667
Middle Tennessee	7	5	3/2	.714	1	.857
Texas	1	1	0/0	1.000	1	1.000
Iowa State	4	3	1/2	.750	1	1.000
Colorado	3	3	2/1	.667	1	1.000
Missouri	4	3	1/2	.750	1	1.000
Texas A&M	3	2	2/0	.667	1	1.000
Texas Tech	3	1	1/0	.333	2	1.000
Baylor	2	2	1/1	1.000	-	1.000
Oklahoma State	3	3	2/1	1.000	0	1.000

Opponent Red Zone Statistics						
	Inside 20	TD	Run/Pass	TD Pct.	FG	Score Pct.
UAB	2	1	1/0	.333	1	.500
Washington	4	1	1/1	.250	2	.750
Oregon	3	2	1/1	.667	1	.333
Middle Tennessee	-	-	-	-	-	-
Texas	2	2	1/1	1.000	0	1.000
Iowa State	-	-	-	-	-	-
Colorado	-	-	-	-	-	-
Missouri	2	1	1/0	.500	-	.500
Texas A&M	3	1	1/0	.333	2	1.000
Texas Tech	3	2	0/1	.333	1	.333
Baylor	1	-	-	.000	-	.000
Oklahoma State	4	3	2/1	.750	-	.750

Goal to Go		
Game	OU	Opp.
UAB	1-1 (TD)	1-1 (TD)
Washington	6-6 (1TD,5FG)	3-3 (2TD,1FG)
Oregon	3-3 (2FG, 1TD)	2-2 (1TD, 1TD)
M. Tenn.	4-5 (3TD,FG)	-
Texas	-	1-1 (TD)
Iowa State	1-1 (TD)	-
Colorado	3-3 (3TD)	-
Missouri	1-1 (TD)	0-1
Texas A&M	3-3 (2TD,1FG)	3-3 (2FG, 1TD)
Texas Tech	1-1 (TD)	1-1 (TD)
Baylor	2-2 (2TD)	-
Oklahoma St.	2-2 (2TD)	2-3 (2TD)

Points off Turnovers		
Game	OU	Opp.
UAB	-	3
Washington	7	3
Oregon	16	-
Middle Tennessee	21	-
Texas	0	7
Iowa State	3	-
Colorado	7	0
Missouri	17	7
Texas A&M	3	-
Texas Tech	0	21
Baylor	14	10
Oklahoma St.	-	-

Play Selection						
Game	OU Plays	OU Runs	OU Passes	Opp. Plays	Opp. Runs	Opp. Passes
UAB	53	28	25	57	39	18
Washington	68	34	34	70	40	30
Oregon	67	41	26	74	31	43
M. Tenn.	64	44	20	48	25	23
Texas	63	34	29	50	31	19
Iowa State	61	31	30	54	26	28
Colorado	75	49	26	44	30	14
Missouri	71	52	19	73	27	46
A&M	57	45	12	58	40	18
Tech	67	36	31	59	11	48
Baylor	60	41	19	65	20	45
Okla. St.	58	47	11	70	39	31



**No. 5/10 Oklahoma 24, UAB 17  
Sept. 2 @ Norman, Okla.**

NORMAN, Okla. -- Adrian Peterson rushed for one touchdown and caught another as Oklahoma withstood a stubborn UAB team, 24-17. A crowd of 84,555, the largest ever to see an OU opener, witnessed the game.

Like the 2005 opener, when the Sooners lost to TCU, 17-10, Oklahoma committed four turnovers. Peterson had one of those, a fumble, but atoned with a four-yard touchdown run and a 69-yard TD reception.

Paul Thompson got the start at quarterback and was impressive. He completed eight of his first 10 and finished 14-of-24 for 227 yards. He was picked off twice, but also had a pair of scoring tosses.

OU trailed only once, 17-14, but scored on its first play after falling behind on the swing pass from Thompson to Peterson.

The two teams combined for just 110 plays, a record for fewest plays in a game over the last 50 seasons.

Score by Quarters	1	2	3	4	Score
UAB.....	0	7	10	0	17
Oklahoma Sooners....	7	0	14	3	24

**Scoring Summary:**

**First Quarter**

8:12 -- OU -- Finley 21 yd pass from Thompson (Hartley kick), 2-46, TOP 0:37, UAB 0 - OU 7

**Second Quarter**

7:17 -- UAB -- White 5 yd run (Mullins kick), 15-80, TOP 7:26, UAB 7 - OU 7

**Third Quarter**

10:32 -- OU -- Peterson 4 yd run (Hartley kick), 6-39, TOP 2:20, UAB 7 - OU 14

7:37 -- UAB -- White 24 yd pass from Hunt (Waters kick), 6-74, TOP 2:46, UAB 14 - OU 14

4:16 -- UAB -- Waters 32 yd field goal, 5-29, TOP 2:29, UAB 17 - OU 14

3:39 -- OU -- Peterson 69 yd pass from Thompson (Hartley kick), 1-69, TOP 0:25, UAB 17 - OU 21

**Fourth Quarter**

14:13 -- OU -- Hartley 30 yd field goal, 5-24 yards, TOP 1:58, UAB 17 - OU 24

Statistics:	UAB	OU
FIRST DOWNS	14	14
NET YARDS RUSHING	40-135	29-143
NET YARDS PASSING	169	227
Completions-Attempts-Int.	11-17-0	14-24-2
TOTAL OFFENSE YARDS	57-304	53-370
Fumbles: Number-Lost	1-1	2-2
Penalties: Number-Yards	11-77	5-40
PUNTS-YARDS	7-310	4-160
Punt returns: Number-Yards-TD	1-0-0	6-67-0
Kickoff returns: Number-Yds-TD	3-73-0	4-114-0
Interceptions: Number-Yds-TD	2-0-0	0-0-0
Fumble Returns: Number-Yds-TD	1-2-0	0-0-0
Possession Time	35:14	24:46
Third-Down Conversions	2 of 11	3 of 11
Fourth-Down Conversions	0 of 0	0 of 0
Red-Zone Scores-Chances	3-3	2-3
Sacks By: Number-Yards	1-3	1-4

**RUSHING:** UAB - Hunt 15-65, Burks 13-38, White 9-23, Elliott 1-5, Williams 1-5; OU - Peterson 24-139, Thompson 4-6. **PASSING:** UAB - Hunt 15-9-0-149-1; Williams 2-2-0-20-0. OU - Thompson 24-14-2-227-2.

**RECEIVING:** UAB - White 4-53-1, Edwards 2-62, Slaughter 2-12, Elliott 1-28, Erwin 1-11, Sigler 1-3, OU - Finley 4-79-1, Kelly 3-28, Strong 3-27, Iglesias 2-10, Peterson 1-69-1, Gresham 1-14.

**INTERCEPTIONS:** UAB - Sanders 1-0, Felder 1-0, OU - na.

**TACKLE LEADERS:** UAB - Evans, King - 7; OU - Alexander, Latimer - 10

**SACKS:** UAB - Register 1-3; OU - Alexander 1-4

**ATT:** 84,555

**No. 10/15 Oklahoma 37, Washington 20  
Sept. 9 @ Norman, Okla.**

NORMAN, Okla. -- Paul Thompson threw for a career-high 227 yards and Adrian Peterson plowed through Washington's defense for 165 more as Oklahoma thwarted Washington before a gathering of 85,577.

Washington scored on its first play, a 54-yard bolt by Kenny James before the teams settled into a tight first half. The halftime score was 13-13.

The Sooners then put the game away with 24 unanswered points. The flurry started with a 35-yard pass from Thompson to Kelly, their second hook-up of the day for a touchdown.

Garrett Hartley then added the third of his three field goals before Peterson ran in from 17 yards and one yard to settle the issue.

Kelly posted six grabs for a career-high 121 yards. Hartley made all three field goals, all four PAT kicks and launched touchbacks on seven of his eight kickoffs (the exception was a sky kick in the fourth quarter).

FS Darien Williams led OU with 13 tackles. LB Rufus Alexander added 10. LB Zach Latimer had one of the biggest plays when he forced a fumble at the Sooner eight.

Score by Quarters	1	2	3	4	Score
Washington.....	7	6	0	7	20
Oklahoma Sooners....	7	6	17	7	37

**Scoring Summary:**

**First Quarter**

12:16 -- UW -- James 54-yard run (Braunstein kick), 1-54, TOP :57, UW 7, OU 0

5:56 -- OU -- Kelly 7-yard pass from Thompson (Hartley kick), 4-22, TOP 2:06, OU 7, UW 7

**Second Quarter**

13:06 -- UW -- Braunstein 32-yard field goal, 9-47, TOP 3:22, UW 10, OU 7

8:58 -- OU -- Hartley 44-yard field goal, 9-36, TOP 3:48, OU 1-, UW 10

3:31 -- UW -- Braunstein 24-yard field goal, 13-73, TOP 5:21, UW 13, OU 10

:49 -- OU -- Hartley 37-yard field goal, 12-55, TOP 2:31, OU 13, UW 13

**Third Quarter**

11:15 -- OU -- Kelly 35-yard pass from Thompson (Hartley kick), 7-69, TOP 1:46, OU 20, UW 13

7:02 -- OU -- Hartley 30-yard field goal, 5-13, TOP 2:01, OU 23, UW 13

:56 -- OU -- Peterson 17-yard run (Hartley kick), 6-92, TOP 2:13, OU 30, UW 13

**Fourth Quarter**

2:48 -- OU -- Peterson 1-yard run (Hartley kick), 9-80, TOP 4:47, OU 37, UW 13

1:27 -- UW -- Shackelford 2- yard pass from Bonnell (Braunstein kick), 6-63, TOP 1:11, OU 37, UW 20

Statistics:	UW	OU
FIRST DOWNS	17	22
NET YARDS RUSHING	40-204	35-181
NET YARDS PASSING	180	272
Completions-Attempts-Int.	14-30-0	21-33-1
TOTAL OFFENSE YARDS	70-384	68-453
Fumbles: Number-Lost	1-1	1-1
Penalties: Number-Yards	6-50	7-38
PUNTS-YARDS	6-290	3-133
Punt returns: Number-Yards-TD	2-15-0	3-75-0
Kickoff returns: Number-Yds-TD	1-14-0	2-53-0
Interceptions: Number-Yds-TD	1-11-0	0-0-0
Fumble Returns: Number-Yds-TD	0-0-0	0-0-0
Possession Time	29:17	30:43
Third-Down Conversions	6 of 16	5 of 12
Fourth-Down Conversions	0 of 2	1 of 1
Red-Zone Scores-Chances	3-4	5-5
Sacks By: Number-Yards	1-5	0-0

**RUSHING:** UW -- Rankin 17-112, James 10-69, Stanback 12-18, Bonnell 1-5. OU -- Peterson 32-165, Thompson 2-11, Strong 1-5. **PASSING:** UW -- Stanback 9-22-0-139-0, Bonnell 5-7-0-41-1, Rankin 0-1-0-0-0. OU - Thompson 21-33-1-272-2.

**RECEIVING:** UW - Russo 3-70, Shackelford 3-42, Kirton 3-31, Williams 3-22, Reece 1-9, Rankin 1-6. OU -- Kelly 6-121, Iglesias 5-44, Strong 4-45, Finley 2-38, Peterson 2-6, Smith 1-12, Johnson 1-6.

**INTERCEPTIONS:** UW - White 1-11. OU - na.

**TACKLE LEADERS:** UW - White - 12; OU - D. Williams - 13

**SACKS:** UW - Stevens 1-5. OU - na

**ATT:** 84,577

**No. 18/18 Oregon 34, No. 11/15 Oklahoma 33  
Sept. 16 @ Eugene, Ore.**

NORMAN, Okla. -- It will go down at Oregon as one of the greatest wins in school history. It will go down at Oklahoma as one of the school's most controversial losses.

Several disputed calls down the stretch, including replays, marred a thrilling, offensive slugfest. In particular, the touching of the ball and awarding of possession on an Oregon onside kick with 1:06 remaining drew outcry from Oklahoma and many national media.

The Ducks rallied from a 13-point deficit over the final 3:12, then blocked OU's potential game-winning field goal on the final play.

Adrian Peterson starred for the Sooners. He rushed 34 times for 211 yards and one touchdown in the game. He was particularly impressive in the fourth quarter when he gained 145 yards.

Oklahoma trailed early, then built a 33-20 lead in the fourth quarter. A defense that had played well through the second and third periods, faltered in the fourth and wound up surrendering 501 yards on the day.

Score by Quarters	1	2	3	4	Score
Oklahoma Sooners....	3	3	14	13	- 33
Oregon Ducks....	10	3	0	21	- 34

**Scoring Summary:**

**First Quarter**

13:39 -- OU -- Stewart 3-yard run (Martinez kick), 4-76, TOP 1:21, UO 7, OU 0

7:08 -- UO -- Martinez 22-yard field goal, 12-68, TOP 4:24, UO 10, OU 0

2:28 -- OU -- Hartley 41-yard field goal, 9-44, TOP 4:40, UO 10, OU 3

**Second Quarter**

2:01 -- OU -- Hartley 20-yard field goal, 7-17, TOP 4:18, UO 10, OU 6

0:00 -- UO -- Martinez 48-yard field goal, 10-49, TOP 2:01, UO 13, OU 6

**Third Quarter**

8:50 -- OU -- Thompson 1-yard run (Hartley kick), 5-47, TOP 2:34, UO 13, UO 13

3:48 -- OU -- Kelly 31-yard pass from Thompson (Hartley kick), 6-73, TOP 2:55, OU 20, UO 13

**Fourth Quarter**

14:49 -- UO -- Williams 30-yard pass from Dixon (Martinez kick), 11-87, TOP 3:59, UO 20, OU 20

12:19 -- OU -- Peterson 17-yard run (Hartley kick), 7-70, TOP 2:30, OU 27, UO 20

6:46 -- OU -- Hartley 20-yard field goal, 9-32, TOP 2:22, OU 30, UO 20

3:12 -- OU -- Hartley 22-yard field goal, 7-57, TOP 2:22, OU 33, UO 20

1:12 -- UO -- Dixon 16-yard run, 8-65, TOP 2:00, OU 33, UO 27

:46 -- UO -- Paysinger 23-yard pass from Dixon, 2-52, TOP 0:26, UO 34, OU 33

Statistics:	OU	UO
FIRST DOWNS	19	26
NET YARDS RUSHING	43-207	32-158
NET YARDS PASSING	174	343
Completions-Attempts-Int.	13-24-0	27-42-2
TOTAL OFFENSE YARDS	67-38	74-501
Fumbles: Number-Lost	1-1	3-2
Penalties: Number-Yards	8-69	6-49
PUNTS-YARDS	5-228	3-108
Punt returns: Number-Yards-TD	1-3-0	3-22-0
Kickoff returns: Number-Yds-TD	5-123-0	5-92-0
Interceptions: Number-Yds-TD	2-0-0	0-0-0
Possession Time	34:28	25:32
Third-Down Conversions	4 of 14	8 of 14
Fourth-Down Conversions	1 of 1	1 of 1
Red-Zone Scores-Chances	6-6	3-3
Sacks By: Number-Yards	1-7	2-12

**RUSHING:** OU -- Peterson 34-211, Iglesias 1-2, Patrick 101, Thompson 7(-7). UO -- Stewart 23-144, Dixon 6-34, Finley 1-0, Leaf 1(-10). **PASSING:** OU -- Thompson 13-23-0-174-1. UO - Dixon 26-41-2-341-2, Leaf 1-1-0-2-0.

**RECEIVING:** OU -- Iglesias 5-78, Kelly 3-66-1, Pleasant 2-13, Eldridge 1-10, Johnson 1-6, Strong 1-1. UO -- Williams 9-177-1, Rosario 6-46, Stewart 4-33, Kent 3-16, Paysinger 2-58, Finely 2-5, Keeling 1-8.

**INTERCEPTIONS:** OU -- Harris 2-0, UO -- na.

**TACKLE LEADERS:** OU - Carter - 10; UO - Phillips - 14.

**SACKS:** OU - Birdine 1-75. UO - Thurmond 1-2, Chung 1-1.

**ATT:** 59,269

**No. 16/17 Oklahoma 59, Middle Tennessee 0  
Sept. 23 @ Norman, Okla.**

NORMAN, Okla. -- Oklahoma scored on six of its first seven offensive possessions and tacked on a defensive touchdown during that stretch in blowing out Middle Tennessee, 59-0. It was the worst loss for the Blue Raiders in their Division I era.

Paul Thompson and Malcolm Kelly set the tone for the game, hooking up three times for 134 yards in the first quarter alone. Kelly scored OU's first TD on an 18-yard grab, but also had a 73-yard reception in the period.

The defensive score came when LB Zach Latimer picked off a pass and returned it 22 yards.

The shutout was the first by Oklahoma since 2004 and also held MTSU under 100 total yards.

Adrian Peterson played against a defense geared to stop him, but still carried 27 times for 128 yards and three touchdowns. He sat out the fourth quarter.

Score by Quarters	1	2	3	4	Score
Middle Tennessee....	0	0	0	0	- 0
Oklahoma Sooners....	24	21	7	7	- 59

**Scoring Summary:**

**First Quarter**

10:54 -- OU -- Hartley 28-yard field goal, 7-27, TOP 2:33, OU 3, MT 0

6:37 -- OU -- Kelly 18-yard pass from Thompson (Hartley kick), 5-48, TOP 1:39, OU 10, MT 0

3:28 -- OU -- Peterson 3-yard run (Hartley kick), 3-76, TOP :35, OU 17, MT 0

2:58 -- OU -- Latimer 22-yard interception return (Hartley kick), OU 24, MT 0

**Second Quarter**

14:56 -- OU -- Peterson 2-yard run (Hartley kick), 5-62, TOP 1:13, OU 31, MT 0

5:22 -- OU -- Gresham 22-yard pass from Thompson (Hartley kick), 9-52, TOP 4:26, OU 38, MT 0

2:32 -- OU -- Peterson 7-yard run (Hartley kick), 5-24, TOP 2:38, OU 45, MT 0

**Third Quarter**

12:37 -- OU -- Iglesias 15-yard pass from Thompson (Hartley kick), 5-67, TOP 2:06, OU 52, MT 0

**Fourth Quarter**

12:55 -- OU -- Smith 61-yard punt return (Hartley kick), OU 59, MT 0

Statistics:	MT	OU
FIRST DOWNS	7	21
NET YARDS RUSHING	28- 22	44-190
NET YARDS PASSING	73	272
Completions-Attempts-Int.	6-20-2	14-20-0
TOTAL OFFENSE YARDS	48-95	64-462
Fumbles: Number-Lost	4-3	2-2
Penalties: Number-Yards	2-10	2-10
PUNTS-YARDS	8-39.0	2-28.5
Punt returns: Number-Yards-TD	0-0-0	3-68-1
Kickoff returns: Number-Yds-TD	6-108-0	1-15-0
Interceptions: Number-Yds-TD	0-0-0	2-33-1
Fumble Returns: Number-Yds-TD	0-0-0	0-0-0
Possession Time	29:49	30:11
Third-Down Conversions	1 of 11	4 of 9
Fourth-Down Conversions	0 of 1	1 of 2
Red-Zone Scores-Chances	0-0	6-7
Sacks By: Number-Yards	1-5	3-22

**RUSHING:** MT -- McNair 9-37, Gee 6-14, Craddock 2-3, Gross 7(-8), Marks 4(-24), OU -- Peterson 27-128, Patrick 13-52, Gutierrez 2-17, Thompson 1(-5). **PASSING:** MT -- Craddock 3-11-133-0, Marks 3-9-1-40-0; OU -- Thompson 13-18-0-257-3, Halzle 1-2-0-15-0.

**RECEIVING:** MT -- Williams 2-37, Grigsby 2-18, Paschall 1-15, Chicola 1-3; OU -- Kelly 5-164-1, Iglesias 4-56-1, Johnson 2-22, Gresham 1-22-1, Tennell 1-11, Peterson 1(-3).

**INTERCEPTIONS:** MT -- 0, OU -- Latimer 1-22, Harris 1-11.

**TACKLE LEADERS:** MT -- Sabb 8, OU -- Alexander 8.

**SACKS:** MT -- Jones 1-5, OU -- Latimer 2-18, Harris 1-4.

**ATT:** 84,326

**No. 7 Texas 28, No. 13/14 Oklahoma 10**  
**Oct. 7 @ Dallas**

DALLAS -- Oklahoma outgained by 101 yards, but stymied itself with 11 penalties and five turnovers in dropping a 28-10 decision.

The Sooners fell behind by a 7-0 count, but rallied to take a 10-7 lead at half-time. Following the intermission, OU could mount nothing but mistakes. Four of the turnovers and five of the penalties ensued and the outcome was sealed.

Adrian Peterson rushed 25 times for 109 yards and one touchdown against the nation's No. 3-ranked run defense. Paul Thompson completed 15-of-27 passes for 209 yards. He was picked off twice, but those interceptions came on the last two OU drives when the offense was in desperation mode.

Texas won by playing almost error free. The Longhorns did not commit a turnover and were penalized just three times for 30 yards.

It was the 101st meeting in the series. A crowd of 76,260, the second largest ever to witness the game, was in attendance.

Score by Quarters	1	2	3	4	Score
Texas Longhorns....	7	0	14	7	- 28
Oklahoma Sooners....	0	10	0	0	- 10

**Scoring Summary:**

**First Quarter**

7:41 -- UT -- Young 15-yard run (Johnson kick), 9-62, TOP 4:42, UT 7, OU 0

**Second Quarter**

7:41 -- OU -- Peterson 29-yard run (Hartley kick), 3-75, TOP :51, OU 7, UT 7

:04 -- OU -- Hartley 35-yard field goal, 9-63, TOP 5:30, OU 10, UT 7

**Third Quarter**

12:13 -- UT -- Sweed 33-yard pass from McCoy (Johnson kick), 3-52, TOP 1:00, UT 14, OU 10

2:46 -- UT -- Shipley 7-yard pass McCoy (Johnson kick), 11-79, TOP 5:14, UT 21, OU 10

**Fourth Quarter**

10:37 -- UT -- Ross 3-yard fumble return (Johnson kick), UT 28, OU 10

Statistics:	UT	OU
FIRST DOWNS	13	13
RUSHES-YARDS (NET)	32-124	36-124
PASSING YDS (NET)	108	209
Passes Att-Comp-Int.	18-11-0	27-15-2
TOTAL OFFENSE PLAYS-YARDS	50-232	63-333
Fumble Returns-Yards	2-27	0-0
Punt Returns-Yards	0-0	2-3
Kickoff Returns-Yards	1-33	5-108
Interception Returns-Yards	2-0	0-0
Punts (Number-Avg)	7-37.6	5-34.0
Fumbles-Lost	0-0	6-3
Penalties-Yards	3-30	11-72
Possession Time	27:51	32:09
Third-Down Conversions	3 of 10	8 of 16
Fourth-Down Conversions	0 of 0	1 of 1
Red-Zone Scores-Chances	2-2	1-1
Sacks By: Number-Yards	2-20	1-15

**RUSHING:** UT -- Charles 12-65, Young 11-60, McCoy 6-11, Pittman 1(-8); OU -- Peterson 25-109, Thompson 7-18, Johnson 1-9, Allen 2-2. **PASSING:** UT -- McCoy 11-18-0-108-2; OU -- Thompson 15-27-2-209-0.

**RECEIVING:** UT -- Sweed 2-38-1, Pittman 2-19, Shipley 2-17-1, Charles 2-7, Cosby 1-16, Young 1-9, Tweedie 1-2; OU -- Iglesias 5-69, Johnson 4-55, Kelly 2-31, Finley 2-3, Gresham 1-41, Peterson 1-10.

**INTERCEPTIONS:** UT -- Ross 2-0, OU -- na.

**TACKLE LEADERS:** UT -- Bobino 10, OU -- Ah You 8.

**SACKS:** UT -- Miller, Robinson 1, OU -- Young 1.

**ATT:** 76,260

**No. 22/23 Oklahoma 34, Iowa State 9**  
**Oct. 14 @ Norman, Okla.**

NORMAN, Okla. -- Rarely has an Oklahoma victory been so painful for the Sooners as was this 34-9 triumph over Iowa State.

Oklahoma dominated the visiting Cyclones, but on its final touchdown of the day lost running back Adrian Peterson to a broken collarbone. It came at the end of a 53-yard gallop that had the crowd of 84,152 whipped into a frenzy.

Moments later, doctors on the sideline determined the severity of the injury.

While still searching for perfection, OU head coach Bob Stoops had to admit that the victory was comprehensive. The Sooners, behind 183 yards from Peterson, rushed for 185 on the day to complement a passing game that yielded another 195.

QB Paul Thompson was efficient, completing 16-of-27 for two touchdowns and no interceptions.

Oklahoma's defense was strong too. FS Darien Williams spearheaded with nine tackles, two sacks and one interception, which he returned 35 yards.

Iowa State mustered just 238 total yards, while converting only 1-of-12 third-down tries.

Score by Quarters	1	2	3	4	Score
Iowa State Cyclones....	7	0	2	0	- 9
Oklahoma Sooners....	14	10	3	7	- 34

**Scoring Summary:**

**First Quarter**

10:38 -- OU -- Peterson 6-yard run (Hartley kick) 4-57, TOP 2:25, OU 7, ISU 0

5:08 -- OU -- Kelly 9-yard pass from Thompson (Hartley kick), 8-65, TOP 4:00, OU 14, ISU 0

1:44 -- ISU -- Blythe 31-yard pass from Meyer (Culbertson kick), 6-80, TOP 3:19, OU 14, ISU 7

**Second Quarter**

12:41 -- OU -- Hartley 46-yard field goal, 10-31, TOP 3:52, OU 17, ISU 7

:39 -- OU -- Kelly 15-yard pass from Thompson, 6-85, TOP 1:33, OU 24, ISU 7

**Third Quarter**

11:32 -- ISU -- Safety, OU 24, ISU 9

3:24 -- OU -- Hartley 35-yard field goal, 8-21, TOP 3:13, OU 27, ISU 9

**Fourth Quarter**

6:35 -- OU -- Peterson 53-yard run (Hartley kick) 1-53, TOP: 28, OU 34, ISU 9

Statistics:	ISU	OU
FIRST DOWNS	12	17
NET YARDS RUSHING	29-89	34-185
NET YARDS PASSING	149	195
Completions-Attempts-Int.	14-25-2	16-27-0
TOTAL OFFENSE YARDS	54-238	61-380
Fumbles: Number-Lost	1-0	2-0
Penalties: Number-Yards	4-30	3-35
PUNTS-YARDS	9-401	5-181
KICKOFFS-YARDS	2-110	8-480
Punt returns: Number-Yards-TD	0-0-0	5-22-0
Kickoff returns: Number-Yds-TD	4-57-0	1-20-0
Interceptions: Number-Yds-TD	0-0-0	2-35-0
Possession Time	30:38	27:37
Third-Down Conversions	1 of 12	4 of 12
Fourth-Down Conversions	1 of 1	1 of 1
Red-Zone Scores-Chances	0-0	4-4
Sacks By: Number-Yards	3-15	3-19

**RUSHING:** ISU -- Hick 13-83, Kick 1-5, Scales 3-3, Meyer 12(-2); OU -- Peterson 26-183, Patrick 2-7, Johnson 1-4, Thompson 5(-9).

**PASSING:** ISU -- Meyer 14-25-2-149-1; OU -- Thompson 16-27-0-195-2.

**RECEIVING:** ISU -- Blythe 3-60, Flynn 3-50, Davis 1-12, Sumrall 1-11, Moses 1-9, Scales 1-4, Hamilton 1-2, Nickel 1-2, Barkema 1-1, Hicks 1(-2); OU -- Kelly 4-50, Johnson 4-48, Peterson 3-45, Finley 3-31, Iglesias 1-17, Gresham 1-4.

**INTERCEPTIONS:** ISU -- na, OU -- Williams 1-35, Alexander 1-0.

**TACKLE LEADERS:** ISU -- McKenzie 15, OU -- Williams 9.

**SACKS:** ISU -- Curvey, Moorehead, Rubin 1, OU -- Williams 2, Pendleton 1.

**ATT:** 84,152

**No. 22/22 Oklahoma 24, Colorado 3  
Oct. 21 @ Norman, Okla.**

NORMAN, Okla. -- The night belonged to the Oklahoma defense as the Sooners stifled Colorado, 24-3.

The Sooners held CU to season lows in first downs, rushing yards, passing yards and total yards, while equalling the low for points scored. The Buffs got just five first downs in the game and connected on only 3-of-14 passing attempts.

The defense was led by LB Rufus Alexander, who chalked up 11 tackles. Another linebacker, Zach Latimer, had six stops, two for loss, and one interception. Sooner defenders made eight tackles behind the line of scrimmage.

In the meantime the OU offense, in its first game without RB Adrian Peterson, was efficient. The Sooners committed just one turnover while churning out 166 yards on the ground against the nation's ninth-ranked rushing defense.

Peterson's replacement, Allen Patrick, carried 35 times for 110 yards to account for the first 100-yard performance this season by a back opposing Colorado.

Score by Quarters	1	2	3	4	Score
Colorado Buffaloes....	0	0	0	3	- 3
Oklahoma Sooners....	10	0	0	14	- 24

**Scoring Summary:**

**First Quarter**

7:49 -- OU -- M. Johnson 3-yard pass from Thompson (Hartley kick), 12-61, TOP 5:20, OU 7, CU 0  
:04 -- OU -- Hartley 46-yard field goal, 6-17, TOP 2:17, OU 10, CU 0

**Fourth Quarter**

10:26 -- OU -- Patrick 2-yard run (Hartley kick), 12-54, TOP 4:51, OU 17, CU 0  
6:13 -- CU -- Crosby 39-yard field goal, 11-51, TOP 4:00, OU 17, CU 3  
:17 -- OU -- Brown 4-yard run (Hartley kick), 12-43, TOP 5:49, OU 24, CU 3

Statistics:	CU	OU
FIRST DOWN	5	17
NET YARDS RUSHING	30-74	49-166
NET YARDS PASSING	3	105
Completions-Attempts-Int.	3-14-1	17-26-0
TOTAL OFFENSE YARDS	44-113	75-271
Fumbles: Number-Lost	4-1	2-1
Penalties: Number-Yards	3-20	5-35
PUNTS-YARDS	6-213	5-163
KICKOFFS-YARDS	1-65	5-321
Punt returns: Number-Yards-TD	1-1-0	2--1-0
Kickoff returns: Number-Yds-TD	2-40-0	0-0-0
Interceptions: Number-Yds-TD	0-0-0	1-0-0
Possession Time	23:16	36:44
Third-Down Conversions	3 of 13	9 of 18
Fourth-Down Conversions	0 of 1	1 of 2
Red-Zone Scores-Chances	0-0	3-3
Sacks By: Number-Yards	0-0	0-0

**RUSHING:** CU -- Jackson 10-54, Holliday 10-23, Charles 6-2, Williams 1-0; OU -- Patrick 35-100, Thompson 5-26, Gutierrez 5-18, Brown 4-12. **PASSING:** CU -- Jackson 3-14-1-39-0; OU -- Thompson 17-26-0-105-1.

**RECEIVING:** CU -- Crawford 1-22, DeVree 1-11, Williams 1-6; OU -- Kelly 7-64, Finley 2-22, Zaslaw 2-12, Johnson 2-11, Iglesias 2-(-4), Eldridge 1-3, Gutierrez 1-(-3).

**INTERCEPTIONS:** CU -- na, OU -- Latimer, 1.

**TACKLE LEADERS:** CU -- Washington 17, OU -- Alexander 11.

**SACKS:** CU -- na, OU -- na.

**ATT:** 84,443

**No. 19/19 Oklahoma 26, No. 23 Missouri 10  
Oct. 28 @ Columbia, Mo.**

COLUMBIA, Mo.. -- Oklahoma's defense contained Missouri's spread offense and forced four Tiger turnovers as the Sooners posted a 26-10 win over Missouri.

OU scored 17 points off turnovers, scoring on three of the four it forced. Missouri quarterback Chase Daniel, who accounted for all but one of his team's 360 total yards, entered the game with 19 touchdown throws and just five interceptions. He failed to complete a scoring pass against OU and was picked off three times.

On offense, Allen Patrick once again rushed for big numbers while subbing for the injured Adrian Peterson. Patrick carried 35 times for 157 yards and OU rushed for a season-high 231.

QB Paul Thompson hit on 11-of-19 passes with two touchdowns and no interceptions. He fired scoring tosses to Joe Jon Finely (18 yards) and Quentin Chaney (15 yards). It was Chaney's first career TD reception.

Thompson also rushed for a touchdown on a three-yard carry.

Score by Quarters	1	2	3	4	Score
Oklahoma Sooners....	7	9	7	3	- 24
Missouri Tigers....	3	0	7	0	- 10

**Scoring Summary:**

**First Quarter**

11:26 -- MU -- Wolfert 39-yard field goal, 8-65, TOP 3:34, MU 3, OU 0  
3:52 -- OU -- Thompson 3-yard run (Hartley kick), 7-33, OU 7, MU 3

**Second Quarter**

14:56 -- OU -- Finley 18-yard pass from Thompson (Hartley kick), 6-58, TOP 2:56, OU 14, MU 3  
11:52 -- OU -- Safety, OU 16, MU 3

**Third Quarter**

10:22 -- MU -- Daniel 13-yard run (Wolfert kick), 8-66, TOP 1:56, OU 16, MU 10  
5:02 -- OU -- Chaney 15-yard pass from Thompson (Hartley kick), 10-80, TOP 5:20, OU 23, MU 10

**Fourth Quarter**

3:48 -- OU -- Hartley 30-yard field goal, 4-7, TOP 2:31, OU 26, MU 10

Statistics:	OU	MU
FIRST DOWNS	21	20
NET YARDS RUSHING	52-231	27-76
NET YARDS PASSING	127	284
Completions-Attempts-Int.	11-19-0	23-46-3
TOTAL OFFENSE YARDS	71-358	73-360
Fumbles: Number-Lost	3-2	3-1
Penalties: Number-Yards	5-39	8-75
PUNTS-YARDS	5-214	4-98
KICKOFFS-YARDS	5-304	4-257
Punt returns: Number-Yards-TD	1-12-0	3-16-0
Kickoff returns: Number-Yds-TD	1-4-0	2-12-0
Interceptions: Number-Yds-TD	3-5-0	0-0-0
Fumble Returns: Number-Yds-TD	0-0-0	0-0-0
Possession Time	36:23	23:37
Third-Down Conversions	5 of 15	10 of 19
Fourth-Down Conversions	0 of 1	0 of 1
Red-Zone Scores-Chances	4-4	2-4
Sacks By: Number-Yards	1-14	1-7

**RUSHING:** OU -- Patrick 25-157, Gutierrez 11-46, Thompson 6-28; MU -- Daniel 20-75, Goldsmith 4-1, Temple 3-0. **PASSING:** OU -- Thompson 11-19-0-127-2; MU -- Daniel 23-44-3-284-0.

**RECEIVING:** OU Kelly 4-40, Finley 2-33, Johnson 2-7, Gresham 1-17, Iglesias 1-15, Chaney 1-15; MU Coffman 5-57, Perry 5-40, Franklin 4-53, Ekwerekwu 4-47, Rucker 3-29, Bracey 1-46, Saunders 1-12.

**INTERCEPTIONS:** OU -- Latimer 1-1, Walker 1-3, Holmes 1-0; MU -- na.

**TACKLE LEADERS:** OU -- Baker 9, MU -- Overstreet 13.

**SACKS:** OU -- Alexander 1-14, MU -- Ricks 1-7.

**ATT:** 62,045



**No. 18/18 Oklahoma 17, No. 21/21 Texas A&M 16  
Nov. 4 @ College Station, Texas**

COLLEGE STATION, Texas -- The calculated risk is nothing new for Bob Stoops, but in his 100th game as Oklahoma's coach he reinforced that characteristic as perhaps never before.

With 1:29 remaining and OU clinging to a one-point lead, Stoops was faced with fourth-and-one from his own 29. The Sooner coach decided to go for the first down and when Paul Thompson plunged across his own 30 yard-line he sealed the fate for Texas A&M, 17-16.

The Aggies had no timeouts remaining and could simply watch as Oklahoma downed the ball twice to run out the clock.

The powerful OU running game was a difference-maker in the game. The Sooners ran for 224 yards, including a career-high 173 by Allen Patrick.

In the meantime, the OU defense was stingy and twice turned away the Aggies with no points after a pair of Sooner fumbles. Just as important, A&M was forced to settle for field goals on two of its three trips to the red zone.

Score by Quarters	1	2	3	4	Score
Oklahoma Sooners....	14	0	3	0	- 17
Texas A&M Aggies....	3	7	0	6	- 16

**Scoring Summary:**

**First Quarter**

10:09 -- OU -- Patrick 1-yard run (Hartley kick), 13-80, TOP 4:51, OU 7, A&M 0  
6:57 -- A&M -- Neumann 28-yard field goal, 6-60, TOP 3:12, OU 7, A&M 3  
5:57 -- OU -- Thompson 7-yard run (Hartley kick), 10-80, TOP 6:00, OU 14, A&M 3

**Second Quarter**

11:24 -- A&M -- Lane 1-yard run (Neumann kick), 9-57, TOP 4:33, OU 14, A&M 10

**Third Quarter**

7:31 -- OU -- Hartley 23-yard field goal, 4-0, TOP 1:11, OU 17, A&M 10

**Fourth Quarter**

7:41 -- A&M -- Neumann 19-yard field goal, 8-59, TOP 2:20, OU 17, A&M 13  
3:28 -- A&M -- Neumann 39-yard field goal, 5-35, TOP 2:42, OU 17, A&M 16

Statistics:	OU	A&M
FIRST DOWNS	16	15
NET YARDS RUSHING	45-224	40-204
NET YARDS PASSING	39	63
Completions-Attempts-Int.	3-12-0	8-18-1
TOTAL OFFENSE YARDS	57-263	58-267
Fumbles: Number-Lost	3-2	0-0
Penalties: Number-Yards	5-42	6-48
PUNTS-YARDS	4-184	5-193
Punt returns: Number-Yards-TD	2-11-0	1-1-0
Kickoff returns: Number-Yds-TD	1-16-0	2-39-0
Interceptions: Number-Yds-TD	1-19-0	0-0-0
Possession Time	28:36	31:24
Third-Down Conversions	1 of 9	6 of 14
Fourth-Down Conversions	1 of 1	0 of 0
Sacks By: Number-Yards	2-12	1-8

**RUSHING:** OU -- Patrick 32-173-1, Gutierrez 7-52-0, Thompson 3-6-1 ; A&M -- Goodson 10-127-0, Lane 13-62-1, McGee 13-28-0, Lewis 2-(-1)-0, Brown 1-(-4)-1, Schroeder 1-(-8)-0.

**PASSING:** OU -- Thompson 3-12-0-39-0; A&M -- McGee 8-18-1-63-0.

**RECEIVING:** OU -- Iglesias 1-19-0, Johnson 1-13, Kelly 1-7; A&M -- Schroeder 3-34, Goodson 3-15, Alexander 1-11, Bennett 1-3.

**INTERCEPTIONS:** OU -- Walker 1, A&M -- na

**TACKLE LEADERS:** OU -- D. Williams, Alexander 9, A&M -- Bullitt 9.

**SACKS:** OU -- Coleman, Walker, Thibodeaux 1, A&M Harrington 1

**ATT:** 85,697

**No. 17/17 Oklahoma 34, Texas Tech 24  
Nov. 11 @ Norman, Okla.**

NORMAN, Okla. -- Oklahoma rallied from a 14-point deficit to salvage senior night and defeat Texas Tech, 34-24.

Senior QB Paul Thompson, who earlier in the evening won OU's prestigious Don Key Award, completed 24-of-31 passes for two touchdowns and a career-high 309 yards. His favorite target, Malcolm Kelly, tied a school record with 11 receptions that went for 153 yards and one TD.

Fourth-string running back Chris Brown, a true freshman, paced the ground attack with 16 rushes for 84 yards and two touchdowns, one a 40-yarder.

The Sooner defense held Tech 10 points under its scoring average, 125.5 yards under its passing average and 50 yards below its rushing average. The Red Raiders, who led 24-17 at halftime, were 0-of-6 on third down in the decisive second half.

Allen Patrick, who subbed the last two weeks for Adrian Peterson, missed the game with a sprained ankle.

OU won despite committing four turnovers, one of which, and interception, was returned for a TD.

Score by Quarters	1	2	3	4	Score
Texas Tech Red Raiders....	7	17	0	0	- 24
Oklahoma Sooners....	3	14	3	14	- 34

**Scoring Summary:**

**First Quarter**

9:51 -- OU -- Hartley 28-yard field goal, 7-40, TOP 3:18, OU 3, TT 0  
4:20 -- TT -- Johnson 30-yard pass from Harrell (Trlica kick), 8-77, TOP 3:42, TT 7, OU 3

**Second Quarter**

14:53 -- OU -- Johnson 32-yard pass from Thompson (Hartley kick), 9-82, TOP 4:16, OU 10, TT 7  
11:18 -- TT -- Trlica 32-yard field goal, 7-63, TOP 3:45, OU 10, TT 10  
9:25 -- TT -- Johnson 6-yard pass from Harrell (Trlica kick), 5-18, TOP 1:33, TT 17, OU 10  
1:43 -- TT -- Huffman 54-yard interception return (Trlica kick), TT 24, OU 10  
:10 -- OU -- Kelly 40-yard pass from Thompson (Hartley kick), TT 24, OU 17

**Third Quarter**

4:50 -- OUO -- Hartley 23-yard field goal, 10-56, TOP 5:35, TT 24, OU 20

**Fourth Quarter**

12:51 -- OU -- Brown 40-yard run (Hartley kick), 6-70, TOP 2:41, OU 27, TT 24  
2:21 -- OU -- Brown 2-yard run (Hartley kick), 14-80, TOP 6:57, OU 34, TT 24

Statistics:	TTU	OU
FIRST DOWNS	16	25
NET YARDS RUSHING	11-31	36-139
NET YARDS PASSING	250	309
Completions-Attempts-Int.	26-48-1	24-31-1
TOTAL OFFENSE YARDS	59-281	67-448
Fumbles: Number-Lost	0-0	4-3
Penalties: Number-Yards	7-51	2-25
PUNTS-YARDS	4-170	2-76
Average Yards Per Punt	42.5	38.0
Punt returns: Number-Yards-TD	1--1-0	2-8-0
Kickoff returns: Number-Yds-TD	7-91-0	5-92-0
Average Per Return	13.0	18.4
Interceptions: Number-Yds-TD	1-54-1	1-0-0
Possession Time	26:29	33:31
Third-Down Conversions	2 of 12	7 of 11
Fourth-Down Conversions	1 of 2	0 of 0
Red-Zone Scores-Chances	2-3	3-3
Sacks By: Number-Yards	1-9	2-10

**RUSHING:** TT -- Woods 8-40, Harrell 3-(-9); OU Brown 16-84-2, Gutierrez 8-28, Thompson 10-26, Iglesias 1-4.

**PASSING:** OU -- Thompson 24-31-1-309-2; Tech -- Harrell 26-48-1-250-2.

**RECEIVING:** TT -- Johnson 7-67, Filani 5-69, Woods 5-34, Amendola 3-14, Morris 2-28, Reese 1-28, Walker 1-6, Schaefer 1-5, G. Walker 1-(-1); OU Kelly 11-153-1, Johnson 6-87-1, Iglesias 3-22, Zaslav 2-30, Gresham 1-9, Finley 1-8.

**INTERCEPTIONS:** TT -- Huffman 1-54-1; OU -- Thibodeaux -- 1-0

**TACKLE LEADERS:** TT -- Huffman, Garcia 10; OU Alexander, Harris 7

**SACKS:** TT -- Nitschmann 1, OU -- Harris, Birdine, Holmes 1

**ATT:** 85,313

**No. 16/16 Oklahoma 36, Baylor 10  
Nov. 18 @ Waco, Texas**

WACO, Texas -- How well was Oklahoma playing in running its winning streak to six games? The Sooners dominated, 36-10, despite committing five turnovers.

Three things kept the OU dominant -- a potent rushing game (236 yards) a stifling defense (Baylor had -48 yards rushing) and big play (a 42-yard interception return for a touchdown, an 88-yard kickoff return for a touchdown and a sack for a safety).

Chris Brown made his first career start and responded with 24 carries for 169 yards and one touchdown. Paul Thompson hit 12-of-19 passes for 178 yards and two touchdowns. Malcolm Kelly had five grabs for 115 yards and one TD.

The defense had five sacks, two each by C.J. Ah You and Alonzo Dotson. The latter accounted for the safety.

BU would have gone scoreless if not for OU mistakes. The Bears got a field goal after a muffed punt and scored their lone touchdown on a fumble that Brown simply dropped. The -48 yards rushing was the second-best performance ever by an OU defense.

Score by Quarters	1	2	3	4	Score
Oklahoma Sooners....	13	0	23	0	- 36
Baylor Bears....	3	0	0	7	- 10

**Scoring Summary:**

**First Quarter**

5:23 -- OU -- Finley 10-yard pass from Thompson (try for two failed), 10-85, TOP 4:23, OU 6, BU 0  
4:14 -- OU -- Smith 42-yard interception return (Hartley kick), OU 13, BU 0  
2:02 -- BU -- Haven 38-yard field goal, 4-4, TOP :57, OU 13, BU 3

**Third Quarter**

12:46 -- OU -- Kelly 21-yard pass from Thompson (Hartley kick), 5-75, TOP 2:14, OU 20, BU 3  
7:44 -- OU -- Brown 7-yard run (Hartley kick), 4-18, TOP 1:31, OU 27, BU 3  
5:46 -- OU -- Dotson sack for safety, OU 29, BU 3  
5:30 -- OU -- Iglesias 88-yard free kick return (Hartley kick), OU 36, BU 3

**Fourth Quarter**

7:48 -- BU -- Davis 56-yard fumble return (Havens kick), OU 36, BU 10

Statistics:	OU	BU
FIRST DOWNS	17	11
NET YARDS RUSHING	41-236	20(-48)
NET YARDS PASSING	178	188
Completions-Attempts-Int.	12-19-1	22-45-2
TOTAL OFFENSE YARDS	60-414	65-140
Fumbles: Number-Lost	4-4	0-0
Penalties: Number-Yards	5-45	3-15
PUNTS-YARDS	4-21	7-302
Average Yards Per Punt	54.5	43.1
Punt returns: Number-Yards-TD	4-10-0	0-0-0
Average Per Return	2.5	0.0
Kickoff returns: Number-Yds-TD	2-111-1	5-74-0
Average Per Return	55.5	14.8
Interceptions: Number-Yds-TD	2-94-1	1-15-0
Fumble Returns: Number-Yds-TD	0-0-0	1-56-1
Possession Time	30:13	29:47
Third-Down Conversions	6 of 11	3 of 16
Fourth-Down Conversions	0 of 0	1 of 4
Red-Zone Scores-Chances	2-3	1-2
Sacks By: Number-Yards	5-61	0-0

**RUSHING:** OU -- Brown 24-169-1, Gutierrez 12-59, Thompson 4-10; BU Mosley 7-14, Price 2-2, Sims 1-1, Szymanski 9(-57).

**PASSING:** OU -- Thompson 12-19-1-178-2; BU -- Szymanski 22-45-2-188-0.

**RECEIVING:** OU -- Kelly 5-115-1, Iglesias 3-29, Gresham 1-19, Finley 1-10-1, Eldridge 1-5, Strong 1-0; BU -- Mosley 5-23, White 3-38, Sims 3-17, Jones 2-29, Zeigler 2-25, Shelton 2-15, Price 2-7, Adams 1-16, Payne 1-11, Gettiss 1-7.

**INTERCEPTIONS:** OU -- Smith 2-94-1; BU -- Arline 1-15.

**TACKLE LEADERS:** OU -- Harris 7; BU -- Wilson 6.

**SACKS:** OU -- Ah You, Dotson 2, Coleman 1; BU -- na

**ATT:** 31,221

**No. 13/14 Oklahoma 27, Oklahoma State 21  
Nov. 25 @ Stillwater, Okla.**

STILLWATER, Okla. -- An Oklahoma team defined by its grittiness all year, used two of its toughest elements -- a relentless ground game and a stifling defense -- to notch its fourth straight win over Oklahoma State, 27-21, and its seventh consecutive triumph overall.

The win ran the OU advantage of 78-16-7 in the nation's most lop-sided series between in-state opponents.

Allen Patrick, who had missed the previous two games with an ankle injury, carried 23 times for 163 yards. His first carry of the second half went off tackle for 65 yards and a touchdown.

The Sooner defense held OSU 15.6 points under its scoring average and more than 51 yards under its total offense average.

OU twice held 13-point leads in the second half. The Cowboys missed on an opportunity to cut into those early in the fourth quarter when quarterback Zac Robinson, on a fourth-and-goal play, was stood up at the Sooner one. He fumbled into the end zone and the ball was recovered by Oklahoma's Demarrio Pleasant.

Coupled with Texas' loss to Texas A&M one day earlier, the win gave Oklahoma the Big 12 South Division title and a berth in the Dr Pepper Big 12 Championship game.

Score by Quarters	1	2	3	4	Score
Oklahoma Sooners....	7	6	14	0	- 27
Oklahoma State Cowboys....	7	0	7	7	- 21

**Scoring Summary:**

**First Quarter**

9:49 -- OSU -- Savage 5-yard run (Ricks kick), 12-79, TOP 5:11, OSU 7, OU 0  
3:37 -- OU -- Brown 3-yard run (Hartley kick), 13-80, TOP 6:12, OU 7, OSU 7

**Second Quarter**

1:08 -- OU -- Iglesias 13-yard pass from Thompson (kick failed), 9-53, TOP 4:42, OU 13, OSU 7

**Third Quarter**

14:21 -- OU -- Patrick 65-yard run (Hartley kick), 1-65, TOP :39, OU 20, OSU 7  
9:38 -- OSU -- Reid 1-yard run (Ricks kick), 9-80, TOP 4:43, OU 20, OSU 14  
3:51 -- OU -- Brown 1-yard run (Hartley kick), 11-74, TOP 5:47, OU 27, OSU 14

**Fourth Quarter**

6:41 -- OSU -- Wood 2-yard pass from Ried (Ricks kick), 10-60, TOP 4:25, OU 27, OSU 21

Statistics:	OU	OSU
FIRST DOWNS	19	20
NET YARDS RUSHING	47-238	39-119
NET YARDS PASSING	77	243
Completions-Attempts-Int.	7-11-0	17-31-0
TOTAL OFFENSE YARDS	58-315	70-362
Fumbles: Number-Lost	0-0	1-1
Penalties: Number-Yards	2-11	5-37
PUNTS-YARDS	5-20	4-177
Average Yards Per Punt	41.8	44.2
Punt returns: Number-Yards-TD	1-6-	2-10-0
Kickoff returns: Number-Yds-TD	2-53-0	2-47-0
Interceptions: Number-Yds-TD	0-0-0	0-0-0
Fumble Returns: Number-Yds-TD	0-0-0	0-0-0
Possession Time	30:52	29:08
Third-Down Conversions	9 of 14	6 of 15
Fourth-Down Conversions	0 of 0	3 of 4
Red-Zone Scores-Chances	3-3	3-4
Sacks By: Number-Yards	1-10	1-8

**RUSHING:** OU -- Patrick 23-169-1, Brown 19-74-2, Thompson 5-1; OSU Savage 16-49-1, Toston 6-33, Reid 10-20-1, Robinson 6-19, Crosslin 1(-2).

**PASSING:** OU -- Thompson 7-11-0-77-1; OSU -- Robinson 8-17-0-149-0, Reid 8-12-0-82-1; Newton 1-1-0-12-0.

**RECEIVING:** OU -- Johnson 2-19, Finley 2-17, Zaslav 1-16, Iglesias 1-13-1, Kelly 1-12; OSU -- Woods 6-95-1, Bowman 6-80, Pettigrew 2-40, Toston 2-11, Parks 1-17.

**INTERCEPTIONS:** OU -- na; OSU -- na.

**TACKLE LEADERS:** OU -- Alexander 7, OSU Johnson 9.

**SACKS:** OU -- Ah You,1; OSU -- Lavine 1.

**ATT:** 42,819

**2006 Oklahoma Football**  
**Oklahoma Combined Team Statistics (as of Nov 27, 2006)**  
**All games**

<b>RECORD:</b>	<b>OVERALL</b>	<b>HOME</b>	<b>AWAY</b>	<b>NEUTRAL</b>
<b>ALL GAMES.....</b>	<b>(10-2-0)</b>	<b>(6-0-0)</b>	<b>(4-1-0)</b>	<b>(0-1-0)</b>
<b>CONFERENCE.....</b>	<b>(7-1-0)</b>	<b>(3-0-0)</b>	<b>(4-0-0)</b>	<b>(0-1-0)</b>
<b>NON-CONFERENCE.....</b>	<b>(3-1-0)</b>	<b>(3-0-0)</b>	<b>(0-1-0)</b>	<b>(0-0-0)</b>

DATE	OPPONENT	W/L	SCORE	ATTEND
Sep 02, 2006	UAB	W	24-17	84555
Sep 09, 2006	WASHINGTON	W	37-20	84577
Sep 16, 2006 at #18 Oregon		L	33-34	59269
Sep 23, 2006	MIDDLE TENNESSE	W	59-0	84326
*Oct 07, 2006 vs #7 Texas		L	10-28	76260
*Oct 14, 2006	IOWA STATE	W	34-9	84152
*Oct 21, 2006	COLORADO	W	24-3	84443
*Oct 28, 2006 at #23 Missouri Tigers		W	26-10	62045
*Nov 04, 2006 at #21 Texas A&M		W	17-16	85697
*Nov 11, 2006	TEXAS TECH	W	34-24	85313
*Nov 18, 2006 at Baylor		W	36-10	31221
*Nov 25, 2006 at Oklahoma State		W	27-21	42819

\* denotes conference game

RUSHING	GP	Att	Gain	Loss	Net	Avg	TD	Long	Avg/G
Peterson, Adria	6	168	983	48	935	5.6	10	53	155.8
Patrick, Allen	10	143	687	22	665	4.7	3	65	66.5
Brown, Chris	4	63	343	4	339	5.4	6	40	84.8
Gutierrez, Jaco	11	45	226	6	220	4.9	0	15	20.0
Thompson, Paul	12	59	214	103	111	1.9	3	27	9.2
Johnson, Manuel	10	2	13	0	13	6.5	0	9	1.3
Iglesias, Juaqu	12	2	6	0	6	3.0	0	4	0.5
Strong, Fred	9	1	5	0	5	5.0	0	5	0.6
TEAM	9	8	0	30	-30	-3.8	0	0	-3.3
Total.....	12	491	2477	213	2264	4.6	22	65	188.7
Opponents.....	12	368	1585	397	1188	3.2	9	58	99.0

PASSING	GP	Effic	Cmp-Att-Int	Pct	Yds	TD	Lng	Avg/G
Thompson, Paul	12	145.78	166-270-7	61.5	2169	18	73	180.8
Halzle, Joey	2	113.00	1-2-0	50.0	15	0	15	7.5
TEAM	9	0.00	0-1-0	0.0	0	0	0	0.0
Total.....	12	145.00	167-273-7	61.2	2184	18	73	182.0
Opponents.....	12	102.39	182-354-14	51.4	2089	10	67	174.1

RECEIVING	GP	No.	Yds	Avg	TD	Long	Avg/G
Kelly, Malcolm	12	52	851	16.4	8	73	70.9
Iglesias, Juaqu	12	33	368	11.2	2	37	30.7
Johnson, Manuel	10	25	274	11.0	2	32	27.4
Finley, Joe Jon	12	19	241	12.7	3	36	20.1
Strong, Fred	9	9	73	8.1	0	25	8.1
Peterson, Adria	6	8	127	15.9	1	69	21.2
Gresham, Jermai	12	7	126	18.0	1	41	10.5
Zaslaw, Dane	7	5	58	11.6	0	17	8.3
Eldridge, Brody	12	3	18	6.0	0	10	1.5
Pleasant, Ian	11	2	13	6.5	0	11	1.2
Chaney, Quentin	9	1	15	15.0	1	15	1.7
Smith, Reggie	12	1	12	12.0	0	12	1.0
Tennell, Adron	10	1	11	11.0	0	11	1.1
Gutierrez, Jaco	11	1	-3	-3.0	0	0	-0.3
Total.....	12	167	2184	13.1	18	73	182.0
Opponents.....	12	182	2089	11.5	10	67	174.1

FIELD GOALS	FGM-FGA	Pct	01-19	20-29	30-39	40-49	50-99	Lg	Blk
Hartley, Garret	17-18	94.4	0-0	7-7	6-6	4-5	0-0	46	1

SCORING	TD	FGs	Kick	PATs				Points	
				Rush	Rcv	Pass	DXP		Saf
Hartley, Garret	0	17-18	42-43	0-0	0	0-0	0	0	93
Peterson, Adria	11	0-0	0-0	0-0	0	0-0	0	0	66
Kelly, Malcolm	8	0-0	0-0	0-0	0	0-0	0	0	48
Brown, Chris	6	0-0	0-0	0-0	0	0-0	0	0	36
Finley, Joe Jon	3	0-0	0-0	0-0	0	0-0	0	0	18
Patrick, Allen	3	0-0	0-0	0-0	0	0-0	0	0	18
Iglesias, Juaqu	3	0-0	0-0	0-0	0	0-0	0	0	18
Thompson, Paul	3	0-0	0-0	0-0	0	0-0	0	0	18
Smith, Reggie	2	0-0	0-0	0-0	0	0-0	0	0	12
Johnson, Manuel	2	0-0	0-0	0-0	0	0-0	0	0	12
Chaney, Quentin	1	0-0	0-0	0-0	0	0-0	0	0	6
Gresham, Jermai	1	0-0	0-0	0-0	0	0-0	0	0	6

TEAM STATISTICS	OU	OPP
FIRST DOWNS.....	221	176
Rushing.....	99	73
Passing.....	110	95
Penalty.....	12	8
RUSHING YARDAGE.....	2264	1188
Yards gained rushing...	2477	1585
Yards lost rushing.....	213	397
Rushing Attempts.....	491	368
Average Per Rush.....	4.6	3.2
Average Per Game.....	188.7	99.0
TDs Rushing.....	22	9
PASSING YARDAGE.....	2184	2089
Att-Comp-Int.....	273-167-7	354-182-14
Average Per Pass.....	8.0	5.9
Average Per Catch.....	13.1	11.5
Average Per Game.....	182.0	174.1
TDs Passing.....	18	10
TOTAL OFFENSE.....	4448	3277
Total Plays.....	764	722
Average Per Play.....	5.8	4.5
Average Per Game.....	370.7	273.1
KICK RETURNS: #-YARDS....	29-709	40-680
PUNT RETURNS: #-YARDS....	32-272	14-64
INT RETURNS: #-YARDS....	14-186	7-80
FUMBLES-LOST.....	30-21	18-10
PENALTIES-YARDS.....	60-461	64-492
PUNTS-AVG.....	48-40.2	70-40.5
TIME OF POSSESSION/GAME..	31:30	28:30
3RD-DOWN CONVERSIONS....	65/152	51/163
4TH-DOWN CONVERSIONS....	7/10	7/17

INTERCEPTIONS	No.	Yds	Avg	TD	Long
Harris, Nic	3	11	3.7	0	11
Latimer, Zach	3	23	7.7	1	22
Smith, Reggie	2	94	47.0	1	52
Walker, Marcus	2	23	11.5	0	19
Holmes, Lendy	1	0	0.0	0	0
Alexander, Rufu	1	0	0.0	0	0
Williams, Darie	1	35	35.0	0	35
Thibodeaux, Cal	1	0	0.0	0	0
Total.....	14	186	13.3	2	52
Opponents.....	7	80	11.4	1	54

PUNTING	No.	Yds	Avg	Long	TB	FC	I20	Blkd
Cohen, Michael	37	1559	42.1	75	3	10	6	0
Knall, Mike	11	369	33.5	42	1	2	9	0
Total.....	48	1928	40.2	75	4	12	15	0
Opponents.....	70	2837	40.5	82	2	14	19	2

PUNT RETURNS	No.	Yds	Avg	TD	Long
Smith, Reggie	31	260	8.4	1	62
Carter, Jason	1	12	12.0	0	0
Total.....	32	272	8.5	1	62
Opponents.....	14	64	4.6	0	14

KICK RETURNS	No.	Yds	Avg	TD	Long
Iglesias, Juaqu	10	299	29.9	1	88
Smith, Reggie	9	214	23.8	0	55
Peterson, Adria	7	162	23.1	0	59
Johnson, Manuel	2	34	17.0	0	16
TEAM	1	0	0.0	0	0
Total.....	29	709	24.4	1	88
Opponents.....	40	680	17.0	0	34

ALL PURPOSE	G	Rush	Rec	PR	KOR	IR	Tot	Avg/G
Peterson, Adria	6	935	127	0	162	0	1224	204.0
Kelly, Malcolm	12	0	851	0	0	0	851	70.9
Iglesias, Juaqu	12	6	368	0	299	0	673	56.1
Patrick, Allen	10	665	0	0	0	0	665	66.5

2006 Oklahoma Football

Oklahoma Overall Team Statistics (as of Nov 27, 2006)

All games

TEAM STATISTICS	OU	OPP
SCORING.....	361	192
Points Per Game.....	30.1	16.0
FIRST DOWNS.....	221	176
Rushing.....	99	73
Passing.....	110	95
Penalty.....	12	8
RUSHING YARDAGE.....	2264	1188
Yards gained rushing.....	2477	1585
Yards lost rushing.....	213	397
Rushing Attempts.....	491	368
Average Per Rush.....	4.6	3.2
Average Per Game.....	188.7	99.0
TDs Rushing.....	22	9
PASSING YARDAGE.....	2184	2089
Att-Comp-Int.....	273-167-7	354-182-14
Average Per Pass.....	8.0	5.9
Average Per Catch.....	13.1	11.5
Average Per Game.....	182.0	174.1
TDs Passing.....	18	10
TOTAL OFFENSE.....	4448	3277
Total Plays.....	764	722
Average Per Play.....	5.8	4.5
Average Per Game.....	370.7	273.1
KICK RETURNS: #-YARDS.....	29-709	40-680
PUNT RETURNS: #-YARDS.....	32-272	14-64
INT RETURNS: #-YARDS.....	14-186	7-80
KICK RETURN AVERAGE.....	24.4	17.0
PUNT RETURN AVERAGE.....	8.5	4.6
INT RETURN AVERAGE.....	13.3	11.4
FUMBLES-LOST.....	30-21	18-10
PENALTIES-YARDS.....	60-461	64-492
Average Per Game.....	38.4	41.0
PUNTS-YARDS.....	48-1928	70-2837
Average Per Punt.....	40.2	40.5
Net punt average.....	37.2	36.1
TIME OF POSSESSION/GAME.....	31:30	28:30
3RD-DOWN CONVERSIONS.....	65/152	51/163
3rd-Down Pct.....	43%	31%
4TH-DOWN CONVERSIONS.....	7/10	7/17
4th-Down Pct.....	70%	41%
SACKS BY-YARDS.....	20-174	13-87
MISC YARDS.....	0	0
TOUCHDOWNS SCORED.....	44	22
FIELD GOALS-ATTEMPTS.....	17-18	12-17
ON-SIDE KICKS.....	0-1	2-3
RED-ZONE SCORES.....	42-45 93%	22-28 79%
RED-ZONE TOUCHDOWNS.....	28-45 62%	13-28 46%
PAT-ATTEMPTS.....	42-43 98%	22-22 100%
ATTENDANCE.....	507366	281051
Games/Avg Per Game.....	6/84561	5/56210
Neutral Site Games.....		1/76260

SCORE BY QUARTERS	1st	2nd	3rd	4th	Total
Oklahoma.....	109	79	105	68	361
Opponents.....	54	40	40	58	192



2006 Oklahoma Football  
Oklahoma Overall Individual Statistics (as of Nov 27, 2006)  
All games

RUSHING	GP	Att	Gain	Loss	Net	Avg	TD	Long	Avg/G
Peterson, Adria	6	168	983	48	935	5.6	10	53	155.8
Patrick, Allen	10	143	687	22	665	4.7	3	65	66.5
Brown, Chris	4	63	343	4	339	5.4	6	40	84.8
Gutierrez, Jaco	11	45	226	6	220	4.9	0	15	20.0
Thompson, Paul	12	59	214	103	111	1.9	3	27	9.2
Johnson, Manuel	10	2	13	0	13	6.5	0	9	1.3
Iglesias, Juaqu	12	2	6	0	6	3.0	0	4	0.5
Strong, Fred	9	1	5	0	5	5.0	0	5	0.6
TEAM	9	8	0	30	-30	-3.8	0	0	-3.3
Total.....	12	491	2477	213	2264	4.6	22	65	188.7
Opponents.....	12	368	1585	397	1188	3.2	9	58	99.0

PASSING	GP	Effic	Cmp-Att-Int	Pct	Yds	TD	Lng	Avg/G
Thompson, Paul	12	145.78	166-270-7	61.5	2169	18	73	180.8
Halzle, Joey	2	113.00	1-2-0	50.0	15	0	15	7.5
TEAM	9	0.00	0-1-0	0.0	0	0	0	0.0
Total.....	12	145.00	167-273-7	61.2	2184	18	73	182.0
Opponents.....	12	102.39	182-354-14	51.4	2089	10	67	174.1

RECEIVING	GP	No.	Yds	Avg	TD	Long	Avg/G
Kelly, Malcolm	12	52	851	16.4	8	73	70.9
Iglesias, Juaqu	12	33	368	11.2	2	37	30.7
Johnson, Manuel	10	25	274	11.0	2	32	27.4
Finley, Joe Jon	12	19	241	12.7	3	36	20.1
Strong, Fred	9	9	73	8.1	0	25	8.1
Peterson, Adria	6	8	127	15.9	1	69	21.2
Gresham, Jermai	12	7	126	18.0	1	41	10.5
Zaslaw, Dane	7	5	58	11.6	0	17	8.3
Eldridge, Brody	12	3	18	6.0	0	10	1.5
Pleasant, Ian	11	2	13	6.5	0	11	1.2
Chaney, Quentin	9	1	15	15.0	1	15	1.7
Smith, Reggie	12	1	12	12.0	0	12	1.0
Tennell, Adron	10	1	11	11.0	0	11	1.1
Gutierrez, Jaco	11	1	-3	-3.0	0	0	-0.3
Total.....	12	167	2184	13.1	18	73	182.0
Opponents.....	12	182	2089	11.5	10	67	174.1

PUNT RETURNS	No.	Yds	Avg	TD	Long
Smith, Reggie	31	260	8.4	1	62
Carter, Jason	1	12	12.0	0	0
Total.....	32	272	8.5	1	62
Opponents.....	14	64	4.6	0	14

INTERCEPTIONS	No.	Yds	Avg	TD	Long
Latimer, Zach	3	23	7.7	1	22
Harris, Nic	3	11	3.7	0	11
Smith, Reggie	2	94	47.0	1	52
Walker, Marcus	2	23	11.5	0	19
Holmes, Lendy	1	0	0.0	0	0
Alexander, Rufu	1	0	0.0	0	0
Williams, Darie	1	35	35.0	0	35
Thibodeaux, Cal	1	0	0.0	0	0
Total.....	14	186	13.3	2	52
Opponents.....	7	80	11.4	1	54

KICK RETURNS	No.	Yds	Avg	TD	Long
Iglesias, Juaqu	10	299	29.9	1	88
Smith, Reggie	9	214	23.8	0	55
Peterson, Adria	7	162	23.1	0	59
Johnson, Manuel	2	34	17.0	0	16
TEAM	1	0	0.0	0	0
Total.....	29	709	24.4	1	88
Opponents.....	40	680	17.0	0	34

FUMBLE RETURNS	No.	Yds	Avg	TD	Long
Total.....	0	0	0.0	0	0
Opponents.....	4	85	21.2	2	56

**2006 Oklahoma Football**  
**Oklahoma Overall Individual Statistics (as of Nov 27, 2006)**  
**All games**

SCORING	----- PATs -----								
	TD	FGs	Kick	Rush	Rcv	Pass	DXP	Saf	Points
Hartley, Garret	0	17-18	42-43	0-0	0	0-0	0	0	93
Peterson, Adria	11	0-0	0-0	0-0	0	0-0	0	0	66
Kelly, Malcolm	8	0-0	0-0	0-0	0	0-0	0	0	48
Brown, Chris	6	0-0	0-0	0-0	0	0-0	0	0	36
Thompson, Paul	3	0-0	0-0	0-0	0	0-0	0	0	18
Finley, Joe Jon	3	0-0	0-0	0-0	0	0-0	0	0	18
Patrick, Allen	3	0-0	0-0	0-0	0	0-0	0	0	18
Iglesias, Juaqu	3	0-0	0-0	0-0	0	0-0	0	0	18
Smith, Reggie	2	0-0	0-0	0-0	0	0-0	0	0	12
Johnson, Manuel	2	0-0	0-0	0-0	0	0-0	0	0	12
Chaney, Quentin	1	0-0	0-0	0-0	0	0-0	0	0	6
Gresham, Jermai	1	0-0	0-0	0-0	0	0-0	0	0	6
Latimer, Zach	1	0-0	0-0	0-0	0	0-0	0	0	6
Dotson, Alonzo	0	0-0	0-0	0-0	0	0-0	0	1	2
TEAM	0	0-0	0-0	0-0	0	0-0	0	1	2
McEachern, Hays	0	0-0	0-0	0-0	0	0-1	0	0	0
Total.....	44	17-18	42-43	0-0	0	0-1	0	2	361
Opponents.....	22	12-17	22-22	0-0	0	0-0	0	1	192

TOTAL OFFENSE	G	Plays	Rush	Pass	Total	Avg/G
Thompson, Paul	12	329	111	2169	2280	190.0
Peterson, Adria	6	168	935	0	935	155.8
Patrick, Allen	10	143	665	0	665	66.5
Brown, Chris	4	63	339	0	339	84.8
Gutierrez, Jaco	11	45	220	0	220	20.0
Halzle, Joey	2	2	0	15	15	7.5
Johnson, Manuel	10	2	13	0	13	1.3
Iglesias, Juaqu	12	2	6	0	6	0.5
Strong, Fred	9	1	5	0	5	0.6
TEAM	9	9	-30	0	-30	-3.3
Total.....	12	764	2264	2184	4448	370.7
Opponents.....	12	722	1188	2089	3277	273.1

FIELD GOALS	FGM-FGA	Pct	01-19	20-29	30-39	40-49	50-99	Lg	Blk
Hartley, Garret	17-18	94.4	0-0	7-7	6-6	4-5	0-0	46	1

FG SEQUENCE	Oklahoma	OPPONENTS
UAB	(30)	(32),43
WASHINGTON	(44),(37),(30)	(32),(24)
Oregon	(41),(20),(20),(22),44	(22),51,(48)
Middle Tennessee	(28)	-
Texas	(35)	-
Iowa State	(46),(35)	-
Colorado	(46)	56,(39)
Missouri Tigers	(30)	(39)
Texas A&M	(23)	(28),(19),(39)
Texas Tech	(28),(23)	(32),47,28
Baylor	-	(38)
Oklahoma State	-	-

PUNTING	No.	Yds	Avg	Long	TB	FC	I20	Blkd
Cohen, Michael	37	1559	42.1	75	3	10	6	0
Knall, Mike	11	369	33.5	42	1	2	9	0
Total.....	48	1928	40.2	75	4	12	15	0
Opponents.....	70	2837	40.5	82	2	14	19	2

KICKOFFS	No.	Yds	Avg	TB	OB	Retn	Net	YdLn
Hartley, Garret	67	4114	61.4	29	3			
Baublits, Blake	6	304	50.7	0	0			
Total.....	73	4418	60.5	29	3	680	43.3	21
Opponents.....	44	2692	61.2	15	1	709	38.2	26

Numbers in (parentheses) indicate field goal was made.

2006 Oklahoma Football  
Oklahoma Overall Individual Statistics (as of Nov 27, 2006)  
All games

ALL PURPOSE	G	Rush	Rec	PR	KOR	IR	Tot	Avg/G
Peterson, Adria	6	935	127	0	162	0	1224	204.0
Kelly, Malcolm	12	0	851	0	0	0	851	70.9
Iglesias, Juaqu	12	6	368	0	299	0	673	56.1
Patrick, Allen	10	665	0	0	0	0	665	66.5
Smith, Reggie	12	0	12	260	214	94	580	48.3
Brown, Chris	4	339	0	0	0	0	339	84.8
Johnson, Manuel	10	13	274	0	34	0	321	32.1
Finley, Joe Jon	12	0	241	0	0	0	241	20.1
Gutierrez, Jaco	11	220	-3	0	0	0	217	19.7
Gresham, Jermai	12	0	126	0	0	0	126	10.5
Thompson, Paul	12	111	0	0	0	0	111	9.2
Strong, Fred	9	5	73	0	0	0	78	8.7
Zaslaw, Dane	7	0	58	0	0	0	58	8.3
Williams, Darie	11	0	0	0	0	35	35	3.2
Walker, Marcus	12	0	0	0	0	23	23	1.9
Latimer, Zach	12	0	0	0	0	23	23	1.9
Eldridge, Brody	12	0	18	0	0	0	18	1.5
Chaney, Quentin	9	0	15	0	0	0	15	1.7
Pleasant, Ian	11	0	13	0	0	0	13	1.2
Carter, Jason	11	0	0	12	0	0	12	1.1
Harris, Nic	12	0	0	0	0	11	11	0.9
Tennell, Adron	10	0	11	0	0	0	11	1.1
TEAM	9	-30	0	0	0	0	-30	-3.3
Total.....	12	2264	2184	272	709	186	5615	467.9
Opponents.....	12	1188	2089	64	680	80	4101	341.8

2006 Oklahoma Football

Oklahoma Overall Defensive Statistics (as of Nov 27, 2006)

All games

DEFENSIVE LEADERS	GP	-----Tackles-----			TFL/Yds	-Sacks-	---Pass Def---			-Fumbles-		Blkd	
		Solo	Ast	Total			No-Yds	Int-Yds	BrUp	QBH	Rcv-Yds	FF	Kick
42 Alexander, Rufu	12	55	40	95	10.5-36	2.0-18	1-0	3	3	1-0	3	.	.
46 Latimer, Zach	12	36	37	73	10.0-33	2.0-18	3-23	3	2	.	2	.	.
41 Williams, Darie	11	36	26	62	4.5-24	2.0-18	1-35	3	1	1-0	2	.	.
5 Harris, Nic	12	33	27	60	6.0-36	1.5-5	3-11	6	4	.	.	.	.
3 Smith, Reggie	12	26	10	36	1.5-3	.	2-94	8	.	.	.	.	.
92 Birdine, Larry	12	14	22	36	6.5-15	2.0-9	.	2	4	.	1	.	.
99 Ah You, C.J.	12	20	16	36	7.5-43	3.0-37	.	3	7	.	.	.	.
11 Holmes, Lendy	12	17	17	34	5.0-18	1.0-9	1-0	6	1	2-0	.	.	.
16 Baker, Lewis	12	20	10	30	1.0-2	.	.	2	1	1-0	.	.	.
58 Thibodeaux, Cal	12	11	17	28	6.5-17	.	1-0	1	5	1-0	1	.	.
40 Lofton, Curtis	12	11	17	28	3.5-9	.	.	.	.	.	1	.	.
24 Walker, Marcus	12	14	13	27	0.5-2	0.5-2	2-23	8	.	.	.	.	.
6 Carter, Jason	11	15	11	26	.	.	.	1	.	.	.	2	.
97 Bennett, Cory	12	11	14	25	1.0-3	.	.	.	1	.	.	.	.
96 Granger, DeMarc	12	6	13	19	4.0-9	.	.	.	1	.	.	.	.
25 Wolfe, D.J.	12	8	8	16	0.5-1	.	.	3	.	1-0	.	.	.
90 Coleman, Steven	12	5	10	15	5.0-43	3.0-38	.	.	.	.	.	.	.
22 Clayton, Keenan	12	5	8	13	0.5-1	.	.	1	.	.	.	.	.
51 Pleasant, Demar	11	6	5	11	.	.	.	.	.	2-0	.	.	.
68 Pendleton, Carl	12	5	4	9	2.5-6	1.0-1	.	.	.	.	.	.	.
91 Dotson, Alonzo	9	5	2	7	2.0-19	2.0-19	.	.	.	.	.	.	1
98 Williams, John	8	3	1	4	.	.	.	.	.	.	.	.	.
21 Gutierrez, Jaco	11	2	2	4	.	.	.	.	.	.	.	.	.
23 Patrick, Allen	10	3	1	4	.	.	.	.	.	.	.	.	.
8A Caleb, Brandon	10	1	1	2	.	.	.	.	.	.	.	.	.
4 Kelly, Malcolm	12	1	.	1	.	.	.	.	.	.	.	.	.
19 Finley, Joe Jon	12	.	1	1	.	.	.	.	.	1-0	.	.	.
12 Thompson, Paul	12	1	.	1	.	.	.	.	.	.	.	.	.
20 Carter, Quinton	4	.	1	1	.	.	.	.	.	.	.	.	.
2 Jackson, Brian	3	.	1	1	.	.	.	.	.	.	.	.	.
52 Shaw, Derek	12	.	1	1	.	.	.	.	.	.	.	.	.
26 Bowers, Brett	7	.	1	1	.	.	.	.	.	.	.	.	.
TM TEAM	9	.	.	.	.	.	.	.	.	.	.	.	1
Total.....	12	370	337	707	78-320	20-174	14-186	50	30	10-0	10	2	2
Opponents.....	12	445	407	852	60-190	13-87	7-80	19	8	20-85	20	1	1



2006 Oklahoma Football  
Oklahoma Team Game-by-Game Comparison (as of Nov 27, 2006)  
All games

Opponent	Score	-----FIRST DOWNS-----			----RUSHING----		-----PASSING-----			--TOTAL OFFENSE--		Return Yards	Turn- Overs
		Total	Rush	Pass	Pen	Number-Yards	Comp-Att-Int	Yards	Plays-Yards	Yards			
UAB.....	24-17	14/14	5/8	9/6	0/0	29-143 / 40-135	14-24- 2 / 11-17- 0	227/169	53-370 / 57-304	181/75	4/1		
WASHINGTON.....	37-20	22/17	10/8	12/9	0/0	35-181 / 40-204	21-33- 1 / 14-30- 0	272/180	68-453 / 70-384	128/40	2/1		
Oregon.....	33-34	19/26	7/11	9/14	3/1	43-207 / 32-158	13-24- 0 / 27-42- 2	174/343	67-381 / 74-501	120/114	1/4		
MIDDLE TENNESSE.....	59-0	21/7	9/3	12/4	0/0	44-190 / 28-22	14-20- 0 / 6-20- 2	272/73	64-462 / 48-95	116/108	2/5		
Texas.....	10-28	13/13	4/9	9/4	0/0	36-124 / 32-124	15-27- 2 / 11-18- 0	209/108	63-333 / 50-232	105/60	5/0		
IOWA STATE.....	34-9	17/12	5/6	12/6	0/0	34-185 / 29-89	16-27- 0 / 14-25- 2	195/149	61-380 / 54-238	77/57	0/2		
COLORADO.....	24-3	17/5	10/2	7/3	0/0	49-166 / 30-74	17-26- 0 / 3-14- 1	105/39	75-271 / 44-113	-1/41	1/2		
Missouri Tigers.....	26-10	21/20	10/6	8/12	3/2	52-231 / 27-76	11-19- 0 / 23-46- 3	127/284	71-358 / 73-360	21/28	2/4		
Texas A&M.....	17-16	16/15	12/10	3/2	1/3	45-224 / 40-204	3-12- 0 / 8-18- 1	39/63	57-263 / 58-267	46/40	2/1		
TEXAS TECH.....	34-24	25/16	5/3	16/12	4/1	36-139 / 11-31	24-31- 1 / 26-48- 1	309/250	67-448 / 59-281	100/144	4/1		
Baylor.....	36-10	17/11	11/1	6/9	0/1	41-236 / 20--48	12-19- 1 / 22-45- 2	178/188	60-414 / 65-140	215/145	5/2		
Oklahoma State.....	27-21	19/20	11/6	7/14	1/0	47-238 / 39-119	7-11- 0 / 17-31- 0	77/243	58-315 / 70-362	59/57	0/1		
Totals.....	361-192	221/176	99/73	110/95	12/8	491-2264/368-1188	167-273- 7/182-354-14	2184/2089	764-4448/ 722-3277	1167/909	28/24		

Note: Game totals are displayed in the format TEAM/OPPONENT for each category

Opponent	3rd Down		4th Down		Time of Possession		TOP Margin	Avg Yds/Rush	Avg Yds/Pass	Avg Yds/Play	Punting		----PENALTIES----	
	Conversions		Conversions								Number-Avg	No-Yds	No-Yds	
UAB.....	3-11 / 2-11		0-0 / 0-0		24:46/ 35:14	-10:28	4.9/3.4	9.5/9.9	7.0/5.3	4-40.0 / 7-44.3	5-40	/	11-77	
WASHINGTON.....	5-12 / 6-16		1-1 / 0-2		30:43/ 29:17	1:26	5.2/5.1	8.2/6.0	6.7/5.5	3-44.3 / 6-48.3	7-38	/	6-50	
Oregon.....	4-14 / 8-14		1-1 / 1-1		34:28/ 25:32	8:56	4.8/4.9	7.2/8.2	5.7/6.8	5-45.6 / 3-36.0	8-69	/	6-49	
MIDDLE TENNESSE.....	4-9 / 1-11		1-2 / 0-1		30:11/ 29:49	0:22	4.3/0.8	13.6/3.7	7.2/2.0	2-28.5 / 8-39.0	2-10	/	2-10	
Texas.....	8-16 / 3-10		1-1 / 0-0		32:09/ 27:51	4:18	3.4/3.9	7.7/6.0	5.3/4.6	5-34.0 / 7-37.6	11-72	/	3-30	
IOWA STATE.....	4-12 / 1-12		1-1 / 1-1		29:22/ 30:38	-1:16	5.4/3.1	7.2/6.0	6.2/4.4	5-36.2 / 9-44.6	3-35	/	4-30	
COLORADO.....	9-18 / 3-13		1-2 / 0-1		36:44/ 23:16	13:28	3.4/2.5	4.0/2.8	3.6/2.6	5-32.6 / 6-35.5	5-35	/	3-20	
Missouri Tigers.....	5-15 / 10-19		0-1 / 0-1		36:23/ 23:37	12:46	4.4/2.8	6.7/6.2	5.0/4.9	5-42.8 / 4-24.5	5-39	/	8-75	
Texas A&M.....	1-9 / 6-14		1-1 / 0-0		28:36/ 31:24	-2:48	5.0/5.1	3.2/3.5	4.6/4.6	4-46.0 / 5-38.6	5-42	/	6-48	
TEXAS TECH.....	7-11 / 2-12		0-0 / 1-2		33:31/ 26:29	7:02	3.9/2.8	10.0/5.2	6.7/4.8	2-38.0 / 4-42.5	2-25	/	7-51	
Baylor.....	6-11 / 3-16		0-0 / 1-4		30:13/ 29:47	0:26	5.8/-2.4	9.4/4.2	6.9/2.2	3-51.0 / 7-43.1	5-45	/	3-15	
Oklahoma State.....	9-14 / 6-15		0-0 / 3-4		30:52/ 29:08	1:44	5.1/3.1	7.0/7.8	5.4/5.2	5-41.8 / 4-44.2	2-11	/	5-37	
Totals.....	65-152/ 51-163		7-10 / 7-17		377:58/342:02	35:56	4.6/3.2	8.0/5.9	5.8/4.5	48-40.2 / 70-40.5	60-461	/	64-492	

Note: Game totals are displayed in the format TEAM/OPPONENT for each category

**2006 Oklahoma Football**  
**Oklahoma By-Quarter Statistics (as of Nov 27, 2006)**  
**All games**

3rd-Down Conversions

Date	Opponent	Score	Overall	1st Qtr	2nd Qtr	3rd Qtr	4th Qtr	OT	Qtr
Sep 02	UAB.....	W 24-17	3-11 27.3%	3-4 75.0%	0-3 0.0%	0-0 0.0%	0-4 0.0%		
Sep 09	WASHINGTON.....	W 37-20	5-12 41.7%	1-3 33.3%	2-4 50.0%	2-3 66.7%	0-2 0.0%		
Sep 16	at Oregon.....	L 33-34	4-14 28.6%	0-2 0.0%	0-4 0.0%	3-4 75.0%	1-4 25.0%		
Sep 23	Middle Tennessee.....	W 59-0	4-9 44.4%	1-2 50.0%	2-4 50.0%	1-2 50.0%	0-1 0.0%		
*Oct 07	vs Texas.....	L 10-28	8-16 50.0%	1-3 33.3%	1-3 33.3%	3-5 60.0%	3-5 60.0%		
*Oct 14	Iowa State.....	W 34-9	4-12 33.3%	2-2 100.0%	2-4 50.0%	0-4 0.0%	0-2 0.0%		
*Oct 21	Colorado.....	W 24-3	9-18 50.0%	2-4 50.0%	1-4 25.0%	2-5 40.0%	4-5 80.0%		
*Oct 28	at Missouri Tigers.....	W 26-10	5-15 33.3%	2-3 66.7%	1-4 25.0%	1-2 50.0%	1-6 16.7%		
*Nov 04	at Texas A&M.....	W 17-16	1-9 11.1%	0-1 0.0%	0-1 0.0%	1-3 33.3%	0-4 0.0%		
*Nov 11	Texas Tech.....	W 34-24	7-11 63.6%	1-2 50.0%	1-2 50.0%	1-3 33.3%	4-4 100.0%		
*Nov 18	at Baylor.....	W 36-10	6-11 54.5%	3-4 75.0%	1-3 33.3%	0-1 0.0%	2-3 66.7%		
*Nov 25	at Oklahoma State.....	W 27-21	9-14 64.3%	3-3 100.0%	4-6 66.7%	2-2 100.0%	0-3 0.0%		
Oklahoma			65-152 42.8%	19-33 57.6%	15-42 35.7%	16-34 47.1%	15-43 34.9%	0-0	0.0%
Opponents			51-163 31.3%	12-37 32.4%	16-45 35.6%	14-39 35.9%	9-42 21.4%	0-0	0.0%

4th-Down Conversions

Date	Opponent	Score	Overall	1st Qtr	2nd Qtr	3rd Qtr	4th Qtr	OT	Qtr
Sep 02	UAB.....	W 24-17	0-0 0.0%	0-0 0.0%	0-0 0.0%	0-0 0.0%	0-0 0.0%		
Sep 09	WASHINGTON.....	W 37-20	1-1 100.0%	0-0 0.0%	0-0 0.0%	0-0 0.0%	1-1 100.0%		
Sep 16	at Oregon.....	L 33-34	1-1 100.0%	0-0 0.0%	0-0 0.0%	0-0 0.0%	1-1 100.0%		
Sep 23	Middle Tennessee.....	W 59-0	1-2 50.0%	0-0 0.0%	1-2 50.0%	0-0 0.0%	0-0 0.0%		
*Oct 07	vs Texas.....	L 10-28	1-1 100.0%	0-0 0.0%	0-0 0.0%	0-0 0.0%	1-1 100.0%		
*Oct 14	Iowa State.....	W 34-9	1-1 100.0%	0-0 0.0%	0-0 0.0%	1-1 100.0%	0-0 0.0%		
*Oct 21	Colorado.....	W 24-3	1-2 50.0%	0-0 0.0%	0-0 0.0%	0-1 0.0%	1-1 100.0%		
*Oct 28	at Missouri Tigers.....	W 26-10	0-1 0.0%	0-0 0.0%	0-1 0.0%	0-0 0.0%	0-0 0.0%		
*Nov 04	at Texas A&M.....	W 17-16	1-1 100.0%	1-1 100.0%	0-0 0.0%	0-0 0.0%	0-0 0.0%		
*Nov 11	Texas Tech.....	W 34-24	0-0 0.0%	0-0 0.0%	0-0 0.0%	0-0 0.0%	0-0 0.0%		
*Nov 18	at Baylor.....	W 36-10	0-0 0.0%	0-0 0.0%	0-0 0.0%	0-0 0.0%	0-0 0.0%		
*Nov 25	at Oklahoma State.....	W 27-21	0-0 0.0%	0-0 0.0%	0-0 0.0%	0-0 0.0%	0-0 0.0%		
Oklahoma			7-10 70.0%	1-1 100.0%	1-3 33.3%	1-2 50.0%	4-4 100.0%	0-0	0.0%
Opponents			7-17 41.2%	1-1 100.0%	1-3 33.3%	1-3 33.3%	4-10 40.0%	0-0	0.0%

Time of Possession

Date	Opponent	Score	Overall	1st Qtr	2nd Qtr	3rd Qtr	4th Qtr	OT	Qtr
Sep 02	UAB.....	W 24-17	24:46	8:43	3:47	5:00	7:16		
Sep 09	WASHINGTON.....	W 37-20	30:43	8:43	6:50	7:01	8:09		
Sep 16	at Oregon.....	L 33-34	34:28	6:47	9:07	7:57	10:37		
Sep 23	Middle Tennessee.....	W 59-0	30:11	5:56	9:35	10:12	4:28		
*Oct 07	vs Texas.....	L 10-28	32:09	6:55	9:07	8:46	7:21		
*Oct 14	Iowa State.....	W 34-9	29:22	8:09	7:04	7:20	6:49		
*Oct 21	Colorado.....	W 24-3	36:44	8:38	6:34	11:02	10:30		
*Oct 28	at Missouri Tigers.....	W 26-10	36:23	8:35	7:57	8:50	11:01		
*Nov 04	at Texas A&M.....	W 17-16	28:36	10:51	4:45	5:50	7:10		
*Nov 11	Texas Tech.....	W 34-24	33:31	8:08	6:43	8:13	10:27		
*Nov 18	at Baylor.....	W 36-10	30:13	7:47	4:27	5:15	12:44		
*Nov 25	at Oklahoma State.....	W 27-21	30:52	7:57	10:23	6:26	6:06		
Oklahoma			Total	97:09	86:19	91:52	102:38	0:00	
			Avg.	8:05	7:11	7:39	8:33	0:00	
Opponents			Total	82:51	93:41	88:08	77:22	0:00	
			Avg.	6:54	7:48	7:20	6:26	0:00	

**2006 Oklahoma Football**  
**Oklahoma Red-Zone Results (as of Nov 27, 2006)**  
**All games**

Oklahoma Inside Opponent Red-Zone

Date	Opponent	Score	Times	Times	Total				---- Failed to score inside RZ ----						
			In RZ	Scored	Pts	TDs	TDs	Pass	FGs	FGA	Downs	Int	Fumb	Half	Game
Sep 02	UAB.....	W 24-17	3	2	10	1	1	0	1	0	0	1	0	0	0
Sep 09	WASHINGTON.....	W 37-20	5	5	27	3	2	1	2	0	0	0	0	0	0
Sep 16	at Oregon.....	L 33-34	6	6	26	2	2	0	4	0	0	0	0	0	0
Sep 23	Middle Tennessee.....	W 59-0	7	6	38	5	3	2	1	0	0	0	1	0	0
*Oct 07	vs Texas.....	L 10-28	1	1	3	0	0	0	1	0	0	0	0	0	0
*Oct 14	Iowa State.....	W 34-9	4	4	24	3	1	2	1	0	0	0	0	0	0
*Oct 21	Colorado.....	W 24-3	3	3	21	3	2	1	0	0	0	0	0	0	0
*Oct 28	at Missouri Tigers.....	W 26-10	4	4	24	3	1	2	1	0	0	0	0	0	0
*Nov 04	at Texas A&M.....	W 17-16	3	3	17	2	2	0	1	0	0	0	0	0	0
*Nov 11	Texas Tech.....	W 34-24	3	3	13	1	1	0	2	0	0	0	0	0	0
*Nov 18	at Baylor.....	W 36-10	3	2	13	2	1	1	0	0	0	0	0	1	0
*Nov 25	at Oklahoma State.....	W 27-21	3	3	20	3	2	1	0	0	0	0	0	0	0
Totals			45	42	236	28	18	10	14	0	0	1	1	1	0
42 of 45 (93.3%)															

Opponents Inside Oklahoma Red-Zone

Date	Opponent	Score	Times	Times	Total				---- Failed to score inside RZ ----						
			In RZ	Scored	Pts	TDs	TDs	Pass	FGs	FGA	Downs	Int	Fumb	Half	Game
Sep 02	UAB.....	W 24-17	3	3	17	2	1	1	1	0	0	0	0	0	0
Sep 09	WASHINGTON.....	W 37-20	4	3	13	1	0	1	2	0	0	0	1	0	0
Sep 16	at Oregon.....	L 33-34	3	3	17	2	2	0	1	0	0	0	0	0	0
Sep 23	Middle Tennessee.....	W 59-0	0	0	0	0	0	0	0	0	0	0	0	0	0
*Oct 07	vs Texas.....	L 10-28	2	2	14	2	1	1	0	0	0	0	0	0	0
*Oct 14	Iowa State.....	W 34-9	0	0	0	0	0	0	0	0	0	0	0	0	0
*Oct 21	Colorado.....	W 24-3	0	0	0	0	0	0	0	0	0	0	0	0	0
*Oct 28	at Missouri Tigers.....	W 26-10	4	2	10	1	1	0	1	0	1	0	0	1	0
*Nov 04	at Texas A&M.....	W 17-16	3	3	13	1	1	0	2	0	0	0	0	0	0
*Nov 11	Texas Tech.....	W 34-24	3	2	10	1	0	1	1	1	0	0	0	0	0
*Nov 18	at Baylor.....	W 36-10	2	1	3	0	0	0	1	0	1	0	0	0	0
*Nov 25	at Oklahoma State.....	W 27-21	4	3	21	3	2	1	0	0	0	0	1	0	0
Totals			28	22	118	13	8	5	9	1	2	0	2	1	0
22 of 28 (78.6%)															

## 2006 Oklahoma Football

Oklahoma Game Superlatives (as of Nov 27, 2006)

All games

## INDIVIDUAL GAME HIGHS

Rushes.....	35	Patrick, Allen vs Colorado (Oct 21, 2006) Patrick, Allen at Missouri Tigers (Oct 28, 2006)
Yards Rushing.....	211	Peterson, Adria at Oregon (Sep 16, 2006)
TD Rushes.....	3	Peterson, Adria vs Middle Tennessee (Sep 23, 2006)
Long Rush.....	65	Patrick, Allen at Oklahoma State (Nov 25, 2006)
Pass attempts.....	33	Thompson, Paul vs WASHINGTON (Sep 09, 2006)
Pass completions....	24	Thompson, Paul vs Texas Tech (Nov 11, 2006)
Yards Passing.....	309	Thompson, Paul vs Texas Tech (Nov 11, 2006)
TD Passes.....	3	Thompson, Paul vs Middle Tennessee (Sep 23, 2006)
Long Pass.....	73	Thompson, Paul vs Middle Tennessee (Sep 23, 2006)
Receptions.....	11	Kelly, Malcolm vs Texas Tech (Nov 11, 2006)
Yards Receiving.....	164	Kelly, Malcolm vs Middle Tennessee (Sep 23, 2006)
TD Receptions.....	2	Kelly, Malcolm vs WASHINGTON (Sep 09, 2006) Kelly, Malcolm vs Iowa State (Oct 14, 2006)
Long Reception.....	73	Kelly, Malcolm vs Middle Tennessee (Sep 23, 2006)
Field Goals.....	4	Hartley, Garret at Oregon (Sep 16, 2006)
Long Field Goal.....	46	Hartley, Garret vs Iowa State (Oct 14, 2006) Hartley, Garret vs Colorado (Oct 21, 2006)
Punts.....	5	Cohen, Michael at Oregon (Sep 16, 2006) Cohen, Michael vs Colorado (Oct 21, 2006)
Punting Avg.....	51.0	Cohen, Michael at Baylor (Nov 18, 2006)
Long Punt.....	75	Cohen, Michael at Texas A&M (Nov 04, 2006)
Long Punt Return....	62	Smith, Reggie vs WASHINGTON (Sep 09, 2006)
Long Kickoff Return.	88	Iglesias, Juaqu at Baylor (Nov 18, 2006)
Tackles.....	13	Williams, Darie vs WASHINGTON (Sep 09, 2006)
Sacks.....	2.0	Latimer, Zach vs Middle Tennessee (Sep 23, 2006) Williams, Darie vs Iowa State (Oct 14, 2006) Dotson, Alonzo at Baylor (Nov 18, 2006) Ah You, C.J. at Baylor (Nov 18, 2006)
Tackles For Loss....	4.0	Alexander, Rufu vs Middle Tennessee (Sep 23, 2006) Ah You, C.J. at Baylor (Nov 18, 2006)
Interceptions.....	2	Harris, Nic at Oregon (Sep 16, 2006) Smith, Reggie at Baylor (Nov 18, 2006)

2006 Oklahoma Football  
Oklahoma Game Superlatives (as of Nov 27, 2006)  
All games

TEAM GAME HIGHS

Rushes.....	52	at Missouri Tigers (Oct 28, 2006)
Yards Rushing.....	238	at Oklahoma State (Nov 25, 2006)
Yards Per Rush.....	5.8	at Baylor (Nov 18, 2006)
TD Rushes.....	3	vs Middle Tennessee (Sep 23, 2006) at Oklahoma State (Nov 25, 2006)
Pass attempts.....	33	vs WASHINGTON (Sep 09, 2006)
Pass completions....	24	vs Texas Tech (Nov 11, 2006)
Yards Passing.....	309	vs Texas Tech (Nov 11, 2006)
Yards Per Pass.....	13.6	vs Middle Tennessee (Sep 23, 2006)
TD Passes.....	3	vs Middle Tennessee (Sep 23, 2006)
Total Plays.....	75	vs Colorado (Oct 21, 2006)
Total Offense.....	462	vs Middle Tennessee (Sep 23, 2006)
Yards Per Play.....	7.2	vs Middle Tennessee (Sep 23, 2006)
Points.....	59	vs Middle Tennessee (Sep 23, 2006)
Sacks By.....	5	at Baylor (Nov 18, 2006)
First Downs.....	25	vs Texas Tech (Nov 11, 2006)
Penalties.....	11	vs Texas (Oct 07, 2006)
Penalty Yards.....	72	vs Texas (Oct 07, 2006)
Turnovers.....	5	vs Texas (Oct 07, 2006) at Baylor (Nov 18, 2006)
Interceptions By....	3	at Missouri Tigers (Oct 28, 2006)



## 2006 Oklahoma Football

Oklahoma Game Superlatives (as of Nov 27, 2006)

All games

## OPPONENT INDIVIDUAL GAME HIGHS

Rushes.....	23	Stewart,J., at Oregon (Sep 16, 2006)
Yards Rushing.....	144	Stewart,J., at Oregon (Sep 16, 2006)
TD Rushes.....	1	WHITE, Corey, vs UAB (Sep 02, 2006) James, Kenny, vs WASHINGTON (Sep 09, 2006) Stewart,J., at Oregon (Sep 16, 2006) Dixon,Dennis, at Oregon (Sep 16, 2006) Young, Selvin, vs Texas (Oct 07, 2006) Daniel, Chase, at Missouri Tigers (Oct 28, 2006) Lane, Jorvorsk., at Texas A&M (Nov 04, 2006) Reid,Bobby, at Oklahoma State (Nov 25, 2006) Savage,Dantrell, at Oklahoma State (Nov 25, 2006)
Long Rush.....	58	Hicks,Stevie, vs Iowa State (Oct 14, 2006) Goodson, Mike, at Texas A&M (Nov 04, 2006)
Pass attempts.....	48	Harrell, Graham, vs Texas Tech (Nov 11, 2006)
Pass completions....	26	Dixon,Dennis, at Oregon (Sep 16, 2006) Harrell, Graham, vs Texas Tech (Nov 11, 2006)
Yards Passing.....	341	Dixon,Dennis, at Oregon (Sep 16, 2006)
TD Passes.....	2	Dixon,Dennis, at Oregon (Sep 16, 2006) McCoy, Colt, vs Texas (Oct 07, 2006) Harrell, Graham, vs Texas Tech (Nov 11, 2006)
Long Pass.....	67	Dixon,Dennis, at Oregon (Sep 16, 2006)
Receptions.....	9	Williams,Jaison, at Oregon (Sep 16, 2006)
Yards Receiving.....	177	Williams,Jaison, at Oregon (Sep 16, 2006)
TD Receptions.....	2	Johnson, Robert, vs Texas Tech (Nov 11, 2006)
Long Reception.....	67	Williams,Jaison, at Oregon (Sep 16, 2006)
Field Goals.....	3	Neumann, Layne, at Texas A&M (Nov 04, 2006)
Long Field Goal.....	48	Martinez,Paul, at Oregon (Sep 16, 2006)
Punts.....	9	Brandtner,Mike, vs Iowa State (Oct 14, 2006)
Punting Avg.....	56.0	Douglas, Sean, vs WASHINGTON (Sep 09, 2006)
Long Punt.....	82	Douglas, Sean, vs WASHINGTON (Sep 09, 2006)
Long Punt Return....	14	Johnson,J., at Oregon (Sep 16, 2006)
Long Kickoff Return.	34	McNair, DeMarco, vs Middle Tennessee (Sep 23, 2006)
Tackles.....	17	Washington,Thad, vs Colorado (Oct 21, 2006)
Sacks.....	1.0	REGISTER, B., vs UAB (Sep 02, 2006) Stevens, Chris, vs WASHINGTON (Sep 09, 2006) Thurmond,Walter, at Oregon (Sep 16, 2006) Tuitele,A.J., at Oregon (Sep 16, 2006) Robison, Brian, vs Texas (Oct 07, 2006) Miller, Roy, vs Texas (Oct 07, 2006) Moorehead,Shawn, vs Iowa State (Oct 14, 2006) Curvey,Brent, vs Iowa State (Oct 14, 2006) Rubin,Ahtyba, vs Iowa State (Oct 14, 2006) Williams, Loren, at Missouri Tigers (Oct 28, 2006) Harrington, C., at Texas A&M (Nov 04, 2006) Nitschmann, S., vs Texas Tech (Nov 11, 2006) Lavine,Patrick, at Oklahoma State (Nov 25, 2006)
Tackles For Loss....	3.0	Sabb, J.K., vs Middle Tennessee (Sep 23, 2006)
Interceptions.....	2	Ross, Aaron, vs Texas (Oct 07, 2006)

2006 Oklahoma Football  
 Oklahoma Game Superlatives (as of Nov 27, 2006)  
 All games

OPPONENT TEAM GAME HIGHS

Rushes.....	40	vs UAB (Sep 02, 2006) vs WASHINGTON (Sep 09, 2006) at Texas A&M (Nov 04, 2006)
Yards Rushing.....	204	vs WASHINGTON (Sep 09, 2006) at Texas A&M (Nov 04, 2006)
Yards Per Rush.....	5.1	vs WASHINGTON (Sep 09, 2006) at Texas A&M (Nov 04, 2006)
TD Rushes.....	2	at Oregon (Sep 16, 2006) at Oklahoma State (Nov 25, 2006)
Pass attempts.....	48	vs Texas Tech (Nov 11, 2006)
Pass completions....	27	at Oregon (Sep 16, 2006)
Yards Passing.....	343	at Oregon (Sep 16, 2006)
Yards Per Pass.....	9.9	vs UAB (Sep 02, 2006)
TD Passes.....	2	at Oregon (Sep 16, 2006) vs Texas (Oct 07, 2006) vs Texas Tech (Nov 11, 2006)
Total Plays.....	74	at Oregon (Sep 16, 2006)
Total Offense.....	501	at Oregon (Sep 16, 2006)
Yards Per Play.....	6.8	at Oregon (Sep 16, 2006)
Points.....	34	at Oregon (Sep 16, 2006)
Sacks By.....	3	vs Iowa State (Oct 14, 2006)
First Downs.....	26	at Oregon (Sep 16, 2006)
Penalties.....	11	vs UAB (Sep 02, 2006)
Penalty Yards.....	77	vs UAB (Sep 02, 2006)
Turnovers.....	5	vs Middle Tennessee (Sep 23, 2006)
Interceptions By....	2	vs UAB (Sep 02, 2006) vs Texas (Oct 07, 2006)